

**May 15, 2026**

**To,**  
National Stock Exchange of India Limited  
Exchange Plaza, Bandra Kurla Complex  
Bandra (E)  
Mumbai -400 051  
**Trading Symbol: "SOLARINDS EQ"**  
**Through NEAPS**

**To,**  
BSE Limited  
Floor no. 25, PJ Towers  
Dalal Street  
Mumbai – 400 001  
**Scrip Code: 532725**  
**Through BSE Listing Center**

**Sub: Fact Sheet - Presentation on Audited Financial Results for the quarter and year ended on March 31, 2026.**

Dear Sir/Madam,

Pursuant to Regulation 30 of the SEBI (Listing Regulations & Disclosure requirements) Regulations, 2015, we are enclosing herewith a copy of the presentation to analysts/investors on Audited Financial Results of the Company for the quarter and year ended on March 31, 2026.

The above information is also available on the website of the Company i.e. [www.solargroup.com](http://www.solargroup.com).

This is for your information and record.

Kindly acknowledge the receipt of the same.

Yours truly,

**For Solar Industries India Limited**


**Khushboo Pasari**  
**Company Secretary &**  
**Compliance Officer**

**Power to Propel**

**Solar Industries India Limited**

Regd. Office : "Solar" House, 14,  
Kachimet, Amravati Road,  
Nagpur - 440023, Maharashtra, INDIA  
CIN : L74999MH1995PLC085878

✉ solar@solargroup.com  
🌐 www.solargroup.com  
☎ +91 712 663 4567  
📠 +91 712 663 4578



**SOLAR INDUSTRIES INDIA LTD**  
**Q4FY26 & FY26**

**BOARD  
PRESENTATION**

# Snapshot

## Q4FY26 vs Q4FY25

Rs. In Cr

	Sales	EBIDTA	PBT	PAT
Q4 26	3053	870	759	556
VS	↑ 41%	↑ 59%	↑ 64%	↑ 61%
Q4 25	2167	546	464	346

## FY26 vs FY25

Rs. In Cr

	Sales	EBIDTA	PBT	PAT
FY 26	9838	2750	2365	1737
VS	↑ 30%	↑ 35%	↑ 36%	↑ 35%
FY 25	7540	2031	1739	1288



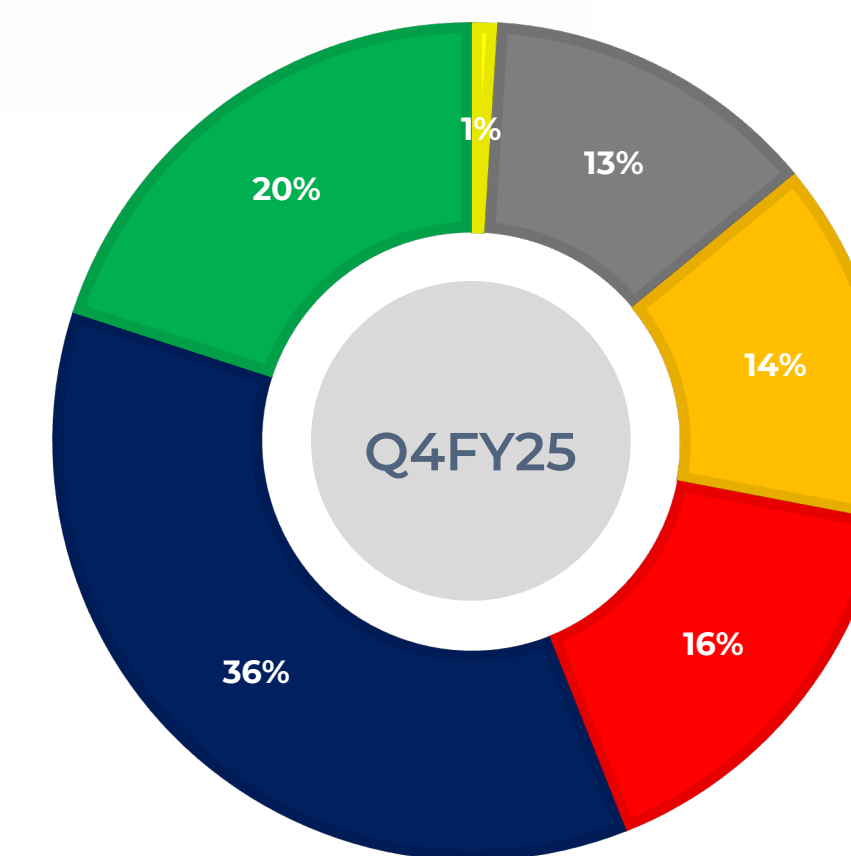
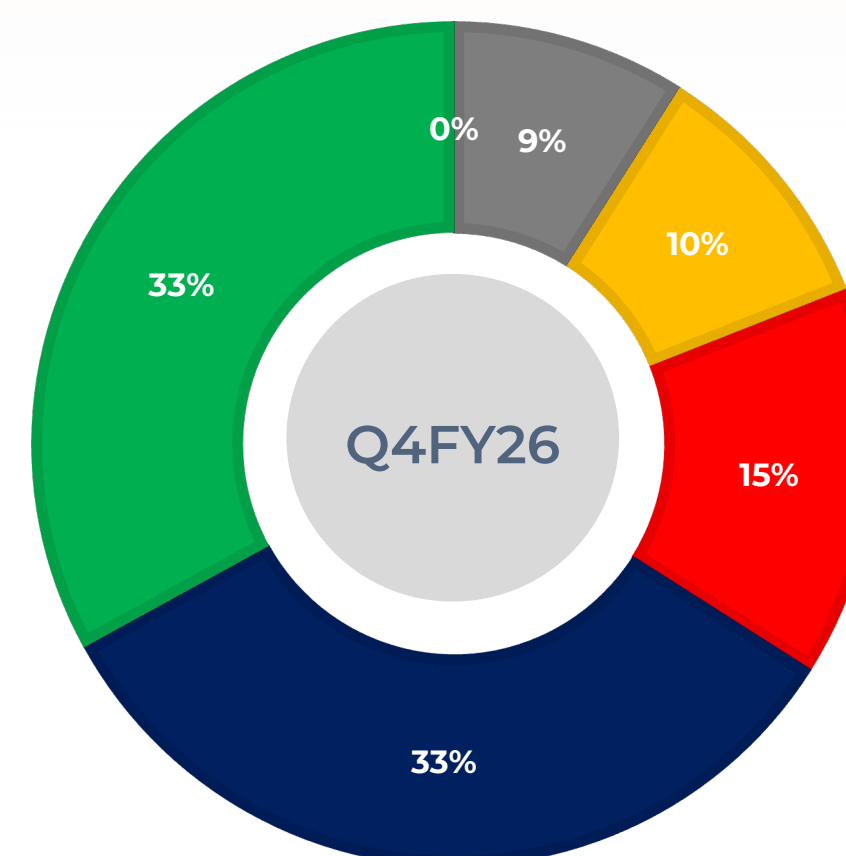
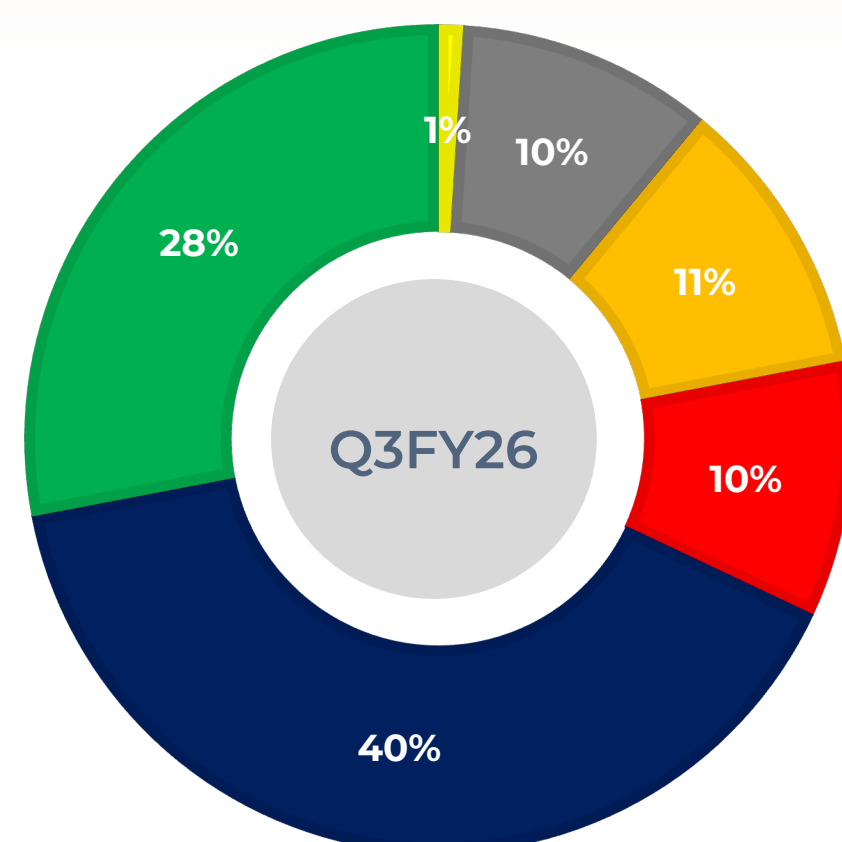
# Quarterly Result

Particulars	Rs. In Cr		% of Net Sales					
	Q3FY26	Q4FY26	Q4FY25	% Change	Q3FY26	Q4FY26	Q4FY25	Change
Net Sales	2548	<b>3053</b>	2167	41%				
Material Consumed	1241	<b>1522</b>	1178	29%	48.71%	<b>49.84%</b>	54.37%	(4.53)
Employee Cost	214	<b>253</b>	174	45%	8.39%	<b>8.27%</b>	8.01%	0.26
Other Expenses	385	<b>453</b>	275	65%	15.10%	<b>14.83%</b>	12.71%	2.12
EBIDTA	733	<b>870</b>	546	59%	28.77%	<b>28.51%</b>	25.21%	3.30
Depreciation	63	<b>71</b>	50	42%	2.47%	<b>2.34%</b>	2.33%	0.01
Interest/ Fin	34	<b>41</b>	29	41%	1.35%	<b>1.35%</b>	1.33%	0.02
PBT	636	<b>759</b>	464	64%	24.95%	<b>24.86%</b>	21.43%	3.43
TAX	169	<b>203</b>	118	72%	-	-	-	-
PAT	467	<b>556</b>	346	61%	18.31%	<b>18.21%</b>	15.98%	2.23

# Quarterly Customers

Rs. In Cr

Customer	Q3FY26	% of sales	Q4FY26	% of sales	Q4FY25	% of sales	Change YoY
CIL	261	10%	269	09%	286	13%	(6%)
Non-CIL & Institutional	287	11%	316	10%	312	14%	1%
Housing & Infra	267	10%	448	15%	357	16%	25%
International	1020	40%	1006	33%	764	36%	32%
Defence	702	28%	1008	33%	430	20%	134%
Others	11	1%	6	0%	18	1%	(67%)
<b>Total</b>	<b>2548</b>		<b>3053</b>		<b>2167</b>		<b>41%</b>



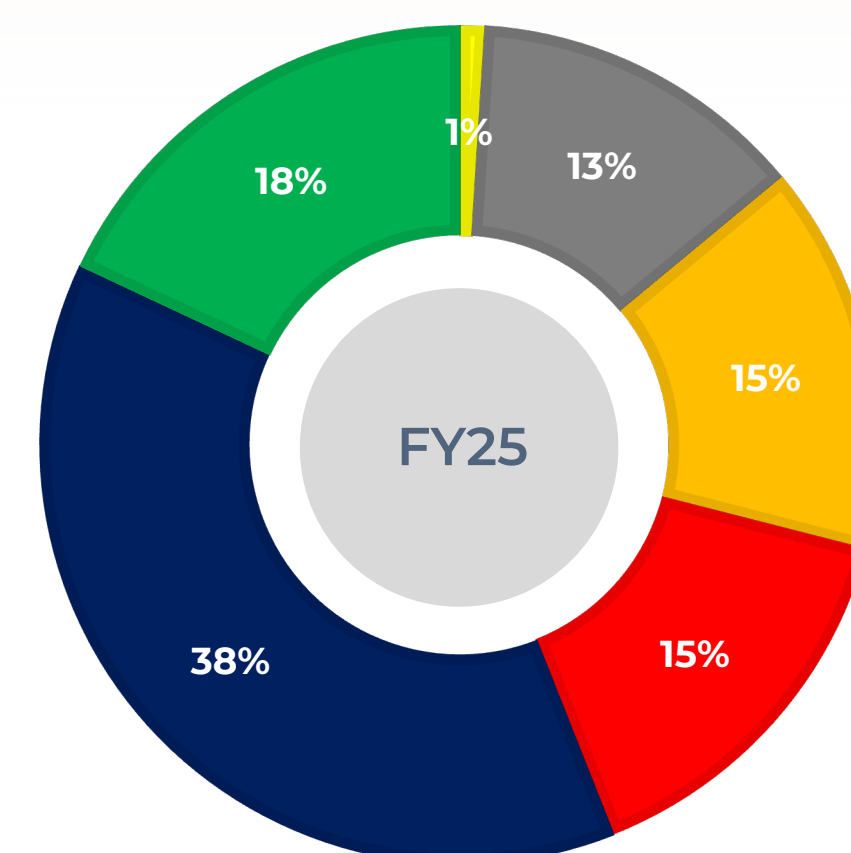
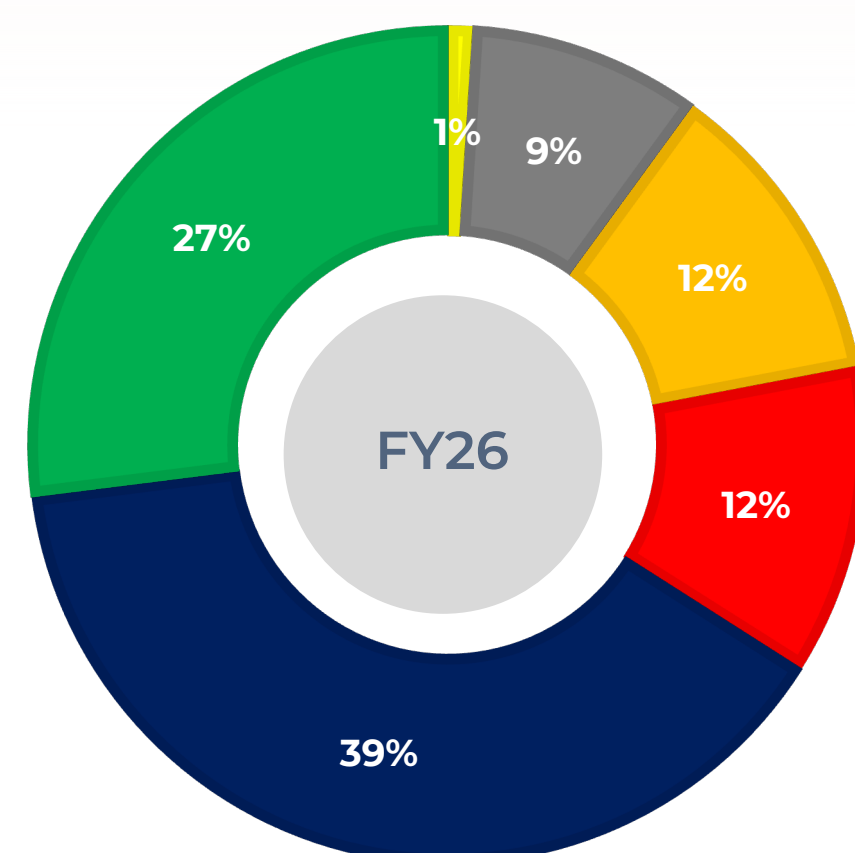
## Yearly Results

Particulars	Rs. In Cr			% of Net Sales		
	FY26	FY25	% Change	FY26	FY25	Change
Net Sales	9838	7540	30%			
Material Consumed	4894	3979	23%	49.74%	52.77%	(3.03)
Employee Cost	845	600	41%	8.59%	7.96%	0.63
Other Expenses	1477	1001	48%	15.02%	13.27%	1.75
EBIDTA	2750	2031	35%	27.95%	26.94%	1.01
Depreciation	251	182	38%	2.55%	2.41%	0.14
Interest/ Fin	134	117	15%	1.36%	1.55%	(0.19)
PBT	2365	1739	36%	24.04%	23.06%	0.98
TAX	628	451	39%	-	-	-
PAT	1737	1288	35%	17.65%	17.08%	0.57

# Yearly Customers

Rs. In Cr

Customer	FY26	% of sales	FY25	% of sales	Change YoY
CIL	924	09%	960	13%	(4%)
Non-CIL & Institutional	1222	12%	1118	15%	9%
Housing & Infra	1197	12%	1158	15%	3%
International	3815	39%	2900	38%	32%
Defence	2634	27%	1355	18%	94%
Others	46	1%	49	1%	(6%)
<b>Total</b>	<b>9838</b>		<b>7540</b>		<b>30%</b>



## Borrowing & Capex

Rs. In Cr

Particulars	FY26	FY25
Total Debt (in cr)	1468	946
Net Debt (in cr)	867	(276)
Net Debt/ Equity Ratio	0.13	-
Net Debt/EBIDTA Ratio	0.32	-
Capex (in cr)	1556	1182

# Order Book Status

## Rs. 21300 Cr+



CIL & SCCL

Defence



# OUTLOOK FY27

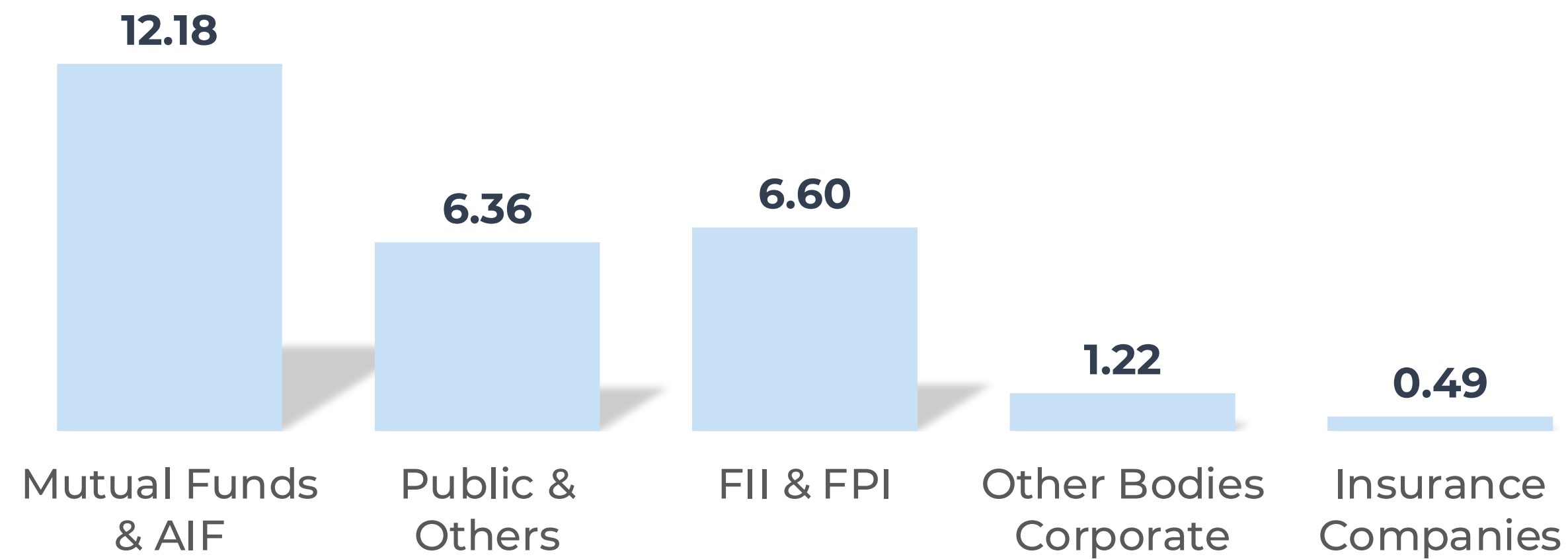


Rs. In Cr

Particulars	FY26	FY27
Revenue	9838	<b>14000</b>
Capex	1556	<b>2050</b>

# Shareholding as on 31.03.26

Promoter's Holding : 73.15%



## Mutual Funds


SBI-MF (3.59), Kotak Fund (2.85), Axis (1.17), Others (4.57)

## FII

Vanguard (1.16), Ishares (1.07%), Others (4.37)



SOLAR ®



THANK YOU