

Ref: MOL/2026-27/19

May 14, 2026

To, National Stock Exchange of India Limited "Exchange Plaza", Bandra-Kurla Complex, Bandra (East) Mumbai 400 051 SYMBOL:- MOL	To, BSE Limited Floor- 25, P J Tower, Dalal Street, Mumbai 400 001 Scrip Code:- 543331
---	---

Sub: - Investor Presentation on Financial Results for Q4 FY 2026

Ref.: - Regulation 30 of SEBI (LODR) Regulations, 2015

Dear Sir,

We are submitting herewith the Investor Presentation on audited Financial Results of the Company for the Quarter and year ended on March 31, 2026 for information of the Member, which is also available on the website of the Company www.meghmani.com.

You are requested to take the same on your record and disseminate to the members.

Thanking you.

Yours faithfully,
For Meghmani Organics Limited

Jayesh Patel
Company Secretary & Compliance Officer
Mem.No: A14898

Encl: As above



Meghmani Organics Limited

Q4 FY26
Investor Presentation



CONTENT

- 03. MOL at a Glance**
- 08. Crop Protection**
- 09. Pigments**
- 14. Titanium Dioxide (TiO₂)**
- 17. Crop Nutrition**
- 22. Financial Highlights**
- 29. Historical Financial Performance**
- 31. Leadership and Management**
- 34. Investment Rationale**
- 38. Scheme of Amalgamation**
- 39. Being a responsible social steward**





MOL at a Glance

Crop
Protection

Crop
Nutrition

Pigments

An Integrated diversified Chemical Company with Global Footprint

39 Years

of chemical industry experience

9

Integrated manufacturing facilities

75+

Countries

3500+

Distributors and dealers across India

1

GLP Lab

38.9%

Contribution of Renewable Energy (%)



Responsible Care®
OUR COMMITMENT TO SUSTAINABILITY

Accreditation for Crop Protection segment for a period of 3 years

Industry Applications



Crop Protection



Veterinary pesticides



Household insecticides and public health



Crop Nutrition



Printing Inks



Paints



Plastics

Our Business Verticals

Meghmani Organics Limited

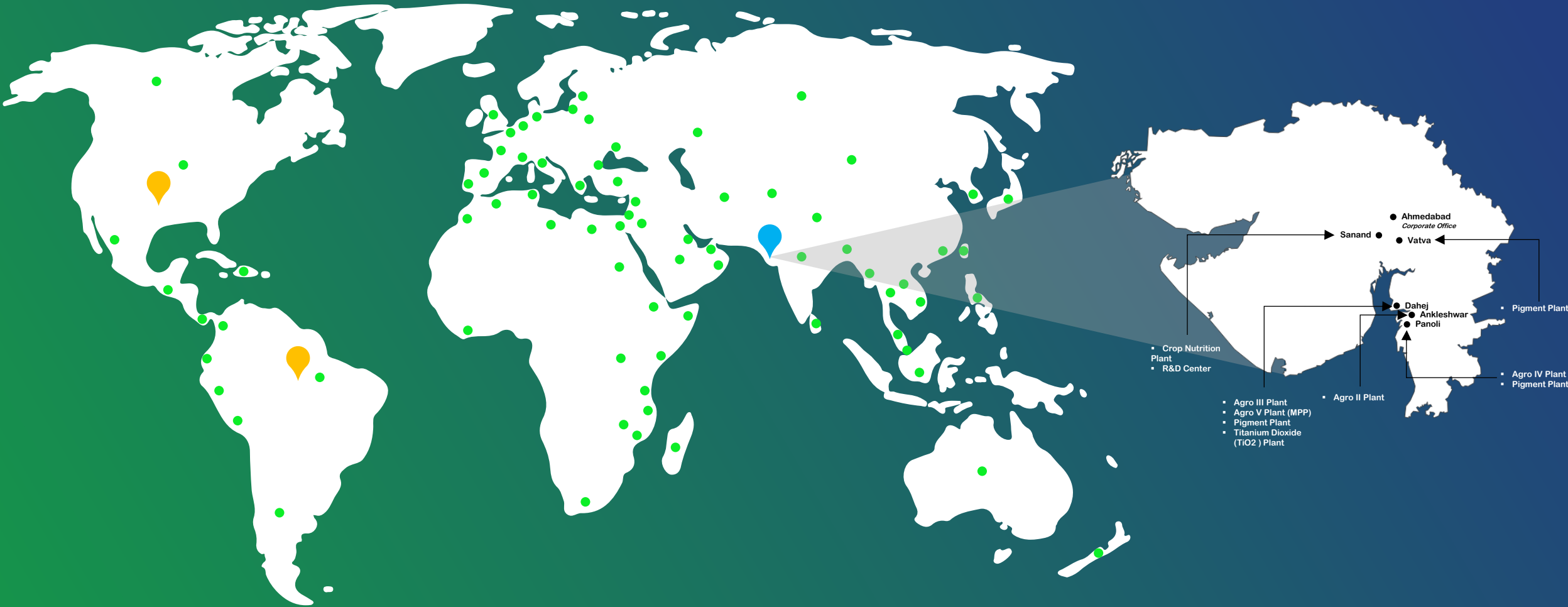


Location	Ankleshwar, Panoli & Dahej	Vatva, Panoli, Dahej SEZ	Sanand	Dahej
Manufacturing Facilities	4	3	1	1
Product Range	Intermediates, technical and formulation for insecticides and herbicides	Alpha Blue, Beta Blue, Pigment Green, and CPC	Nano fertiliser, biostimulant and micronutrient	Anatase grade
Applications	Crop protection, Veterinary pesticides, Household insecticides and Public health	Printing inks, Paints & Coatings, Plastics	Suitable for cereals, fruits & vegetables, pulses, flowers, medicinal plants and others	Paints & Coatings, Plastic, Ink & Dyes, Paper, Textile, Rubber, Ceramic



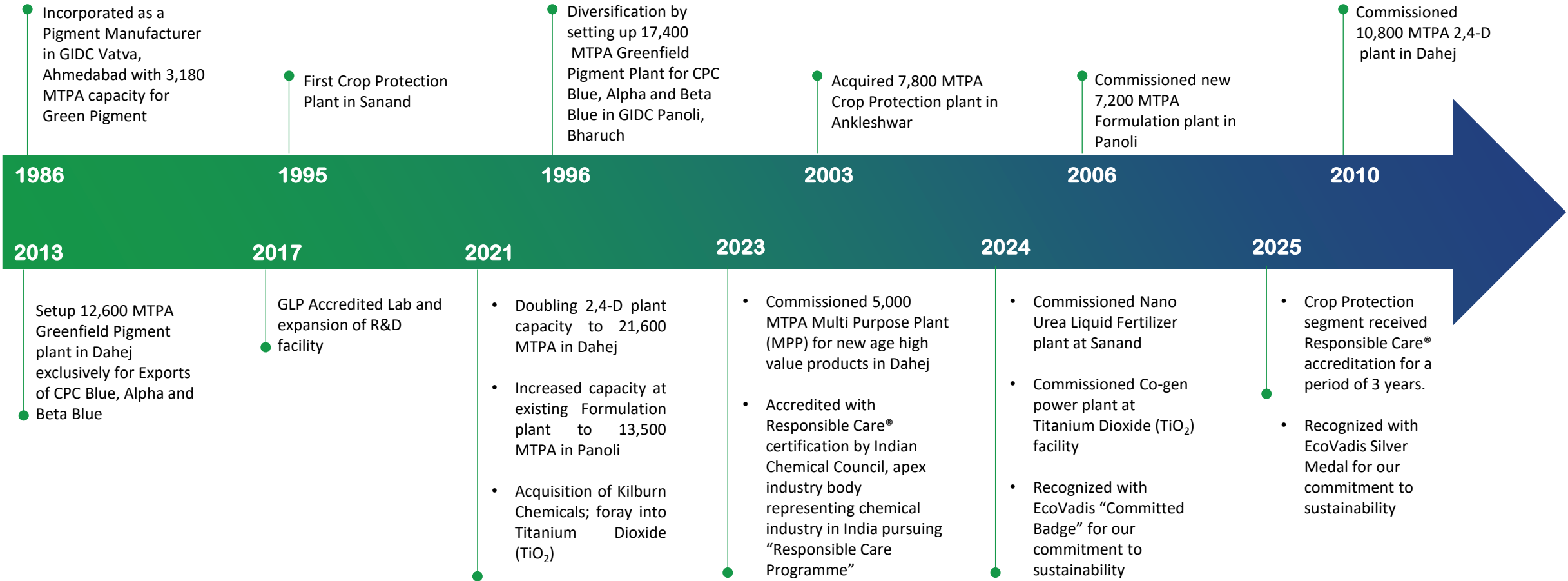
(%): MOL equity stake in its subsidiaries
 1. Meghmani Crop Nutrition Limited (MCNL); 2. Kilburn Chemicals Limited (KCL)

Fostering sustainable solutions globally



 Corporate Office  Offices  75+ Countries Served

An enduring journey of nearly four decades





Crop Protection

Insecticides

Herbicides

Intermediates

Crop Protection: Segment Overview

55,980 MTPA

Total Crop Protection Capacity



Ankleshwar Plant



Dahej Plant



Panoli Plant

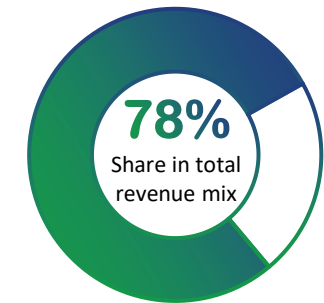
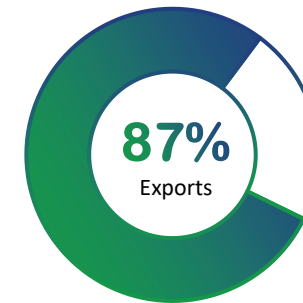


Dahej Plant - MPP

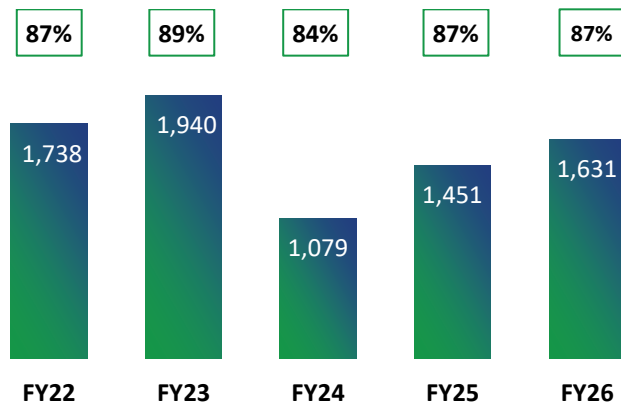
CERTIFIED FOR ISO 9001, ISO 14001, ISO 50001, ISO 45001, & RESPONSIBLE CARE

₹ 1,631 Crore

Revenue from operations in FY26



Revenue from Operations (₹ Crore) & Exports (%)



Capacity (MTPA) & Utilisation (%)



Exports

- Global presence across 75+ countries viz. Africa, Brazil, LatAm, US and Europe
- 45% demand comes from US & Brazil
- 400+ marquee customers
- Setting-up a subsidiary in Brazil with objective to cater to that market and representative office in China.

Domestic

- Pan-India presence across 19 states, with 3,500+ distributors and dealers network
- Extensive Network with four manufacturing units, 19 warehouses across India
- MOL reaches out to approximately 10 million Indian farmers with its products and services.

Crop Protection: MOL's Positioning in the Industry Landscape

Integrated Crop Protection manufacturer with products across entire value chain

Pesticide Intermediates, Technical Grade Pesticides, and Pesticide Formulations (Bulk Packing & Brand Business)

- MOL has facilities for manufacturing of pyrethroid and herbicide pesticides.
- Key intermediates are cypermethric acid chloride, meta phenoxy benzaldehyde and meta phenoxy benzyl alcohol, which are used in crop-protection products, thus reducing reliance on imports.

State-of-the-art R&D Facility



MOL has in-house R&D facility and GLP accredited laboratory helping in reducing cost & cycle time for data for registrations.

Well-recognized Formulation brands

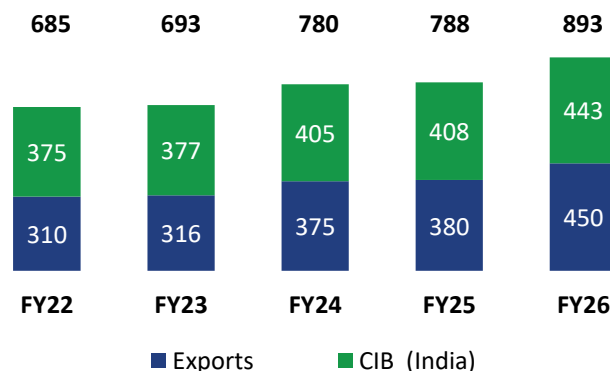
Megacyper, Megaban, Synergy, Courage, Megaclaim, Megastar Power, Megakill, Megastar



Wide Basket of Products

- 2,4-D
- Cypermethrin
- Permethrin
- Bifenthrin
- Cyfluthrin
- Beta Cyfluthrin
- Dinotefuran
- Profenophos
- Lambda cyhalothrin
- Flumendamide
- Pymetrozine
- Spiromesifen
- Ethiprole
- Flonicamid

Registration Base



Geographically Diversified

Deep and sustained penetration of over 3 decades in Agro based World economies like Brazil and Latin American countries besides Asian, European and African countries having different Agri cycles has supported MOL's business growth in Crop Protection all round the year.

Crop Protection: Multi Purpose Product (MPP) plant



5,000 MTPA

Installed Capacity

Dahej

Plant Location

- Will manufacture high value new-age insecticides.
- Recently introduced Products:
 - Flubendamide
 - Cyfluthrin
 - Beta Cyfluthrin
 - Spiromesifen
 - Pymetrozine
 - Lambdacyhalothrin
 - Ethiprole

Rationale:

- With this capex, MOL has entered the competitive landscape of competing with MNCs and will have first mover advantage
- MOL is either the only manufacturer in India after MNC or is the 2nd manufacturer to produce these products.
- MOL has build an infrastructure for sustainable supply to global customers to take advantage of China Plus One strategy.



Pigments

Phthalocyanine
Pigments


Pigments: Segment Overview

33,180 MTPA

Total Pigment Capacity*



Vatva Plant



Panoli Plant



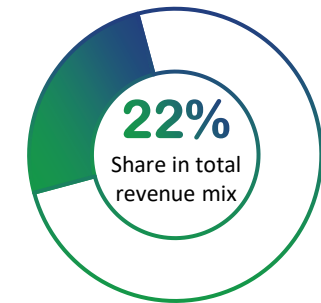
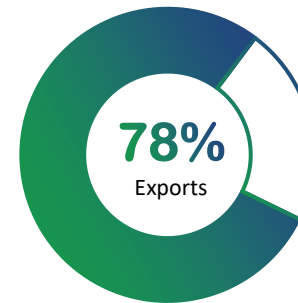
Dahej Plant (SEZ)

CERTIFIED FOR ISO 9001, ISO 14001, & ISO 45001

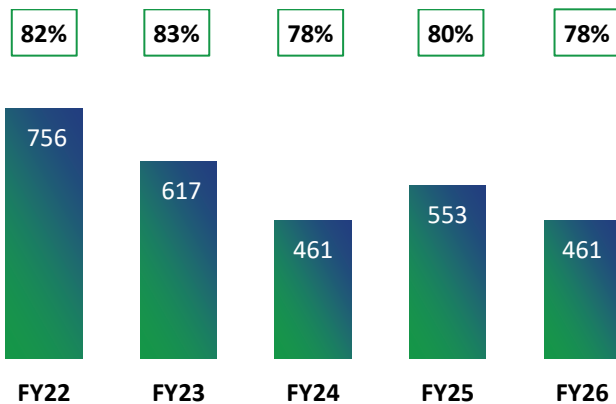
* Excluding TiO₂

₹ 461 Crore

Revenue from operations in FY26



Revenue from Operations (₹ Crore) & Exports (%)



Capacity (MTPA) & Utilisation (%)



“Largest manufacturers of Phthalocyanine-based pigments with 8% global market share & amongst top 3 (capacity wise) global pigments players”

- Global presence in 75+ countries
- Global Distribution Network - Direct presence across countries
- Subsidiary in the US to cater to international demand and to enable supply chain management.
- Client Stickiness: 90% business is from repeat clients.

MOL has created brand value amongst its customers by providing product customization, consistent quality and adhered to compliance regulations.



Titanium Dioxide (TiO₂)



Kilburn Chemicals Limited

Kilburn Chemicals Limited (KCL) – TiO₂



Foray into Titanium Dioxide (TiO₂) / White Pigments by acquiring Kilburn Chemicals Limited (KCL) from NCLT. This strategic acquisition marked MOL's entry into the TiO₂ segment aligned with its long-term vision of expanding its pigment business.

RATIONALE

GROW IN PIGMENT VALUE CHAIN

- To increase the products in pigments basket.
- To enter into higher margin accretive product.
- TiO₂ does not have any threat from alternate product or product replacement application.

IMPORT SUBSTITUTE

- Meghmani's foray into TiO₂ is to promote import substitution thereby contributing to the government's 'Make in India' and Atmanirbhar Bharat vision.
- Currently, ~79% of TiO₂ is being imported in India.
- MOL will be one of the few manufacturer of TiO₂ in India.

HIGH ENTRY BARRIER

- Capital intensive project.
- Require expertise of handling of bulk volume of Ilmenite & Sulphuric acid.
- Product require specialize technical know-how of sulphate process which is a big challenge for a new player.

INORGANIC GROWTH OPPORTUNITY

- Location advantage as near to port for sourcing key RM.
- MOL's existing presence in Dahej, the chemical hub of Gujarat.
- Land available for future growth.

INFRASTRUCTURE

TECHNOLOGY

- TiO₂ is produced through two routes: Sulphate & Chloride.
- KCL is producing through Sulphate process.

PRODUCT RANGE

Anatase Grade

CAPTIVE POWER PLANT

12 MW

PLANT LOCATION

Dahej

APPLICATION & DEMAND DRIVERS

APPLICATION

- Paints & Coatings
- Plastics
- Ceramic
- Rubber
- Textile
- Paper

TiO₂'s primary function across these applications is to provide whiteness, opacity, brightness, and UV resistance.

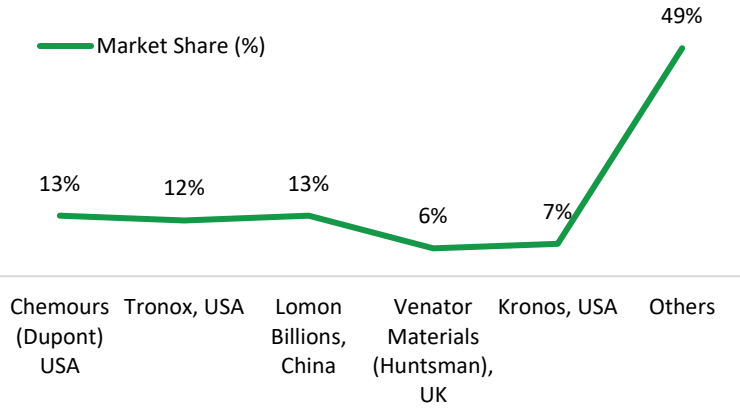
DEMAND DRIVERS

- It is an import substitute
- End-use industry growing at double digit

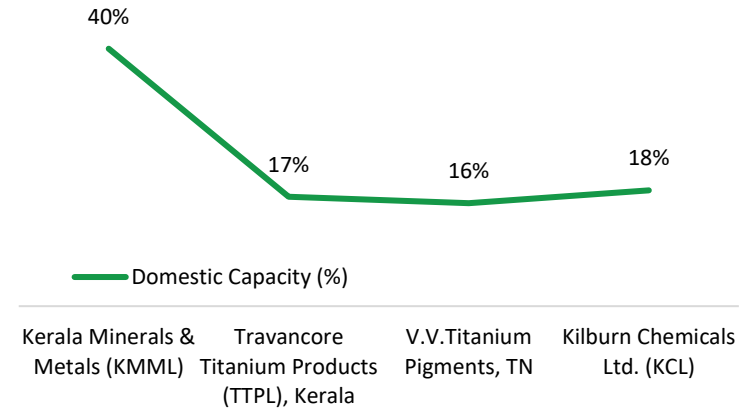
TiO₂ : Industry Overview



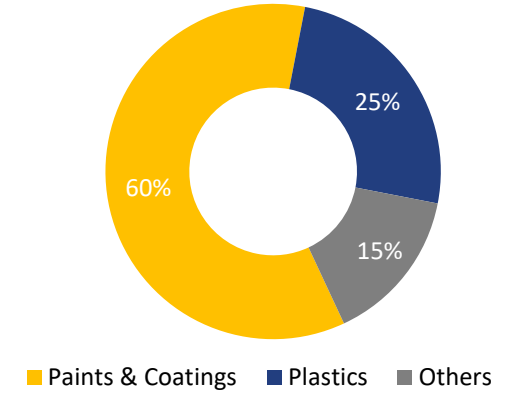
Global TiO₂ Manufacturers



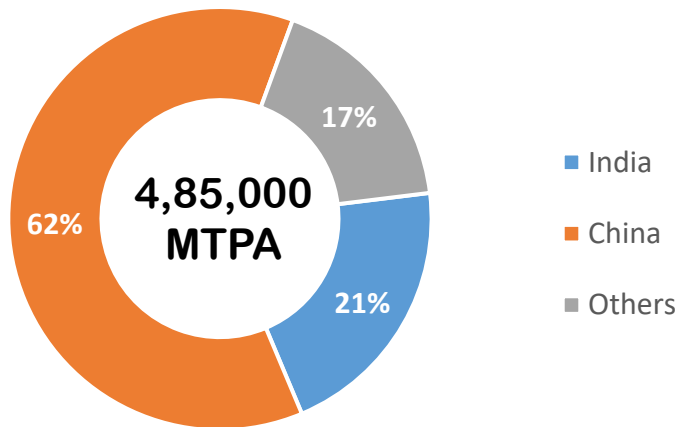
Indian TiO₂ Manufacturers



End User Industry Application



India's Titanium Dioxide (TiO₂) Market



- ✓ India's Titanium Dioxide (TiO₂) current market size is 4,85,000 MTPA and is growing in double digits.
- ✓ Growth will be driven by strong demand from key end-use industries such as paints & coatings, plastics, rubber, and ceramic.
- ✓ ~79% of TiO₂ requirement was being imported to India. A major share of these imports is sourced from China.
- ✓ Antidumping duty (ADD) was withdrawn as per direction of the Kolkata High Court. DGTR has taken up the matter again for review.



Crop Nutrition

Nano
Fertilizer

Biostimulant

Micronutrient



MEGHMANI
CROP NUTRITION LTD

Crop Nutrition: Foray into Nano Urea (Liquid) Fertilizer Manufacturing



About Nano Urea

- Nutrient (liquid) to provide nitrogen to plants as an alternative to the conventional urea
- Developed to replace conventional urea and it can curtail the requirement of the same by at least 50%
- Contains 40,000 mg/l of nitrogen in a 500 ml bottle which is equivalent to the impact of nitrogen nutrient provided by one bag of conventional urea
- Conventional urea is effective 30-40% in delivering nitrogen to plants, while the effectiveness of the nano urea liquid is over 80%
- Effectiveness has been tested in over 11,000 farmers' fields for 94 crops like rice, wheat, etc.
- An average 8% increase in yield has been witnessed



Sanand Plant

Installed capacity of 5 Crore bottles (500 ml) per year

Nano Urea Benefits

- Required less and produces more: Efficacy of one bottle of nano urea is equivalent to one bag of urea
- Environment friendly product, can improve soil, air and water quality thus, helps in addressing the concerns of Global Warming and in meeting the UN Sustainable Development Goals
- Cheaper than conventional urea and can be easily stored and transported, reducing farmer's input, logistic and storage cost
- Versatile fertilizer that can be applied to a wide range of food crops, cash crops, horticulture crops, and others

On Field Activities



Training & Awareness programmes



Endorsement by Opinion Leaders



Farmers' field trials

Market Overview

- India is world's largest urea importer with urea accounting ~70% of India's total fertilizer subsidy
- In 2021-22, India spent ~USD 6 bn to import 9 million tonnes in order to meet its 34.2 million tonnes of urea consumption

Crop Nutrition: Nano Urea a way to Sustainable Agriculture



Lower Carbon Footprint ◀

Nano Urea production process typically involves fewer resources and energy compared to conventional urea production. Additionally, its targeted nutrient delivery reduces the amount of fertilizer needed per application, leading to lower overall carbon emissions associated with fertilizer use.

Eco-friendly ◀

Nano Urea typically has lower ammonia content as compared to conventional urea reducing the risk of air pollution and greenhouse gas emissions.



▶ Reduced Environmental Impact

Nano Urea helps in enhancing soil health, improving aquatic life and groundwater quality by allowing targeted nutrient delivery to plants minimizing nutrient runoff.

▶ Improved Nutrient Uptake

Nano Urea has the ability to increase crop yields by ~8% thus helping farmers to produce more food with less land, which is essential for meeting the growing demand for food in India.

Crop Nutrition: Growing Product Portfolio



Nano Fertilizer



Bio Fertilizer



Organic Fertilizer



Micro Nutrient



Biostimulant



Strengthening our product portfolio with addition of new Nano Fertilizer products – **Nano DAP, Nano NPK and Nano Zinc**

Crop Nutrition: On Field Activities

FARMERS MEET



FIELD DAY



DEMONSTRATION



RESULTS

Before use of Nano Urea



After use of Nano Urea





Financial Highlights

Q4 FY26 Key Highlights (Standalone)

Business Operations

- **Crop Protection**

Production in Q4 FY26 stood at 10,294 MT, up by 6% YoY. Capacity utilisation for the segment stood at 74%.

- **Pigments**

Production in Q4 FY26 stood at 2,495 MT, down by 35% YoY. Capacity utilisation for the segment stood at 30%.

- Softer demand amid ongoing macroeconomic uncertainties impacted export volumes and revenue, while rising input costs and broadly stable realisations placed pressure on margins and profitability.

Financial Performance

Revenue from operations stood at ₹456.6 crore in Q4 FY26, down by 9% YoY. EBITDA stood at ₹26.2 crore compared to ₹64.6 crore in the corresponding quarter previous year.

- **Crop Protection**

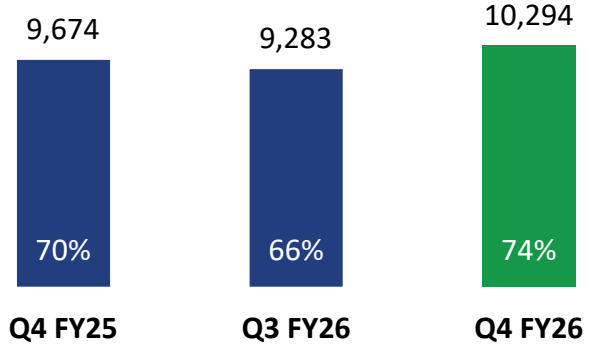
Constitutes ~76% of the overall company's revenue in Q4 FY26. Revenue and EBITDA stood at ₹348.6 crore and ₹31.3 crore respectively. EBITDA margin for the segment stood at 9.0%.

- **Pigments**

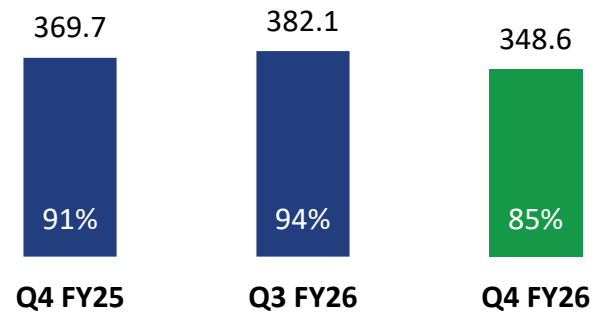
Constitutes ~24% of the overall company's revenue in Q4 FY26. Revenue and EBITDA stood at ₹108.0 crore and ₹3.2 crore respectively. EBITDA margin for the segment stood at 3.0%.

Q4 & FY26 Results: Crop Protection

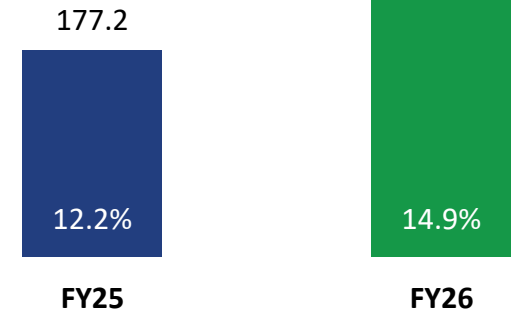
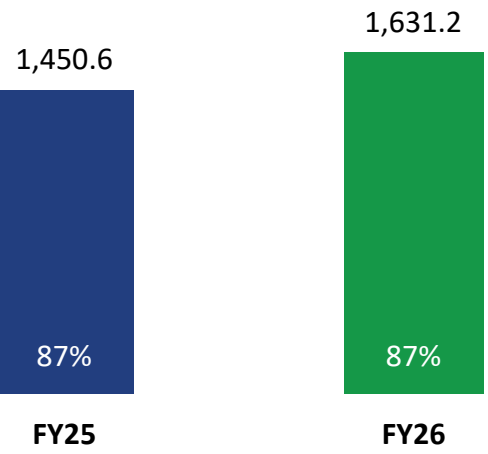
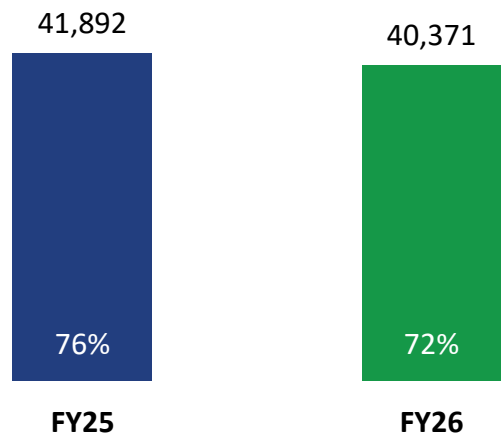
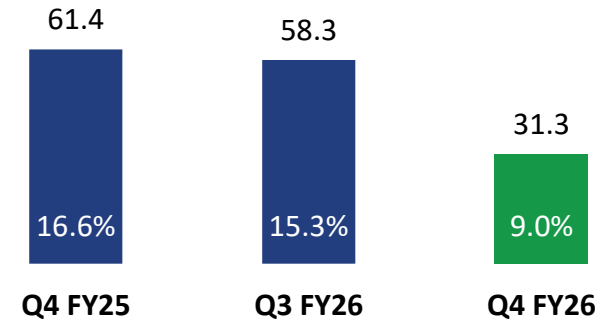
Production (MT) & Utilisation (%)



Revenue & Exports (%)

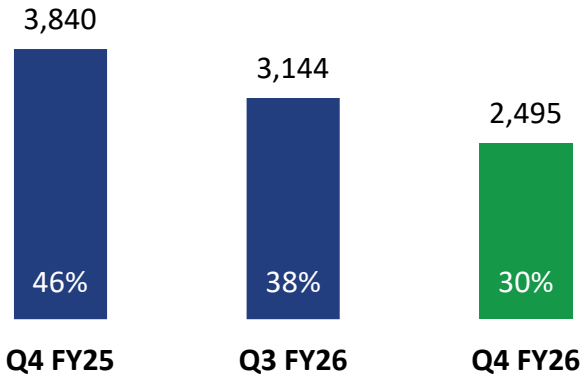


EBITDA & EBITDA Margin (%)



Q4 & FY26 Results: Pigments

Production (MT) & Utilisation (%)



15,237



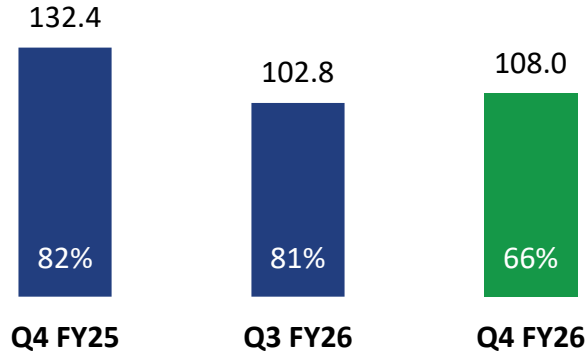
FY25

13,191



FY26

Revenue & Exports (%)



553.3



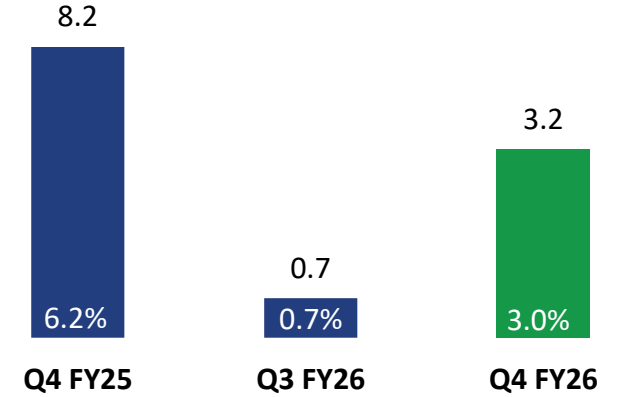
FY25

460.6



FY26

EBITDA & EBITDA Margin (%)

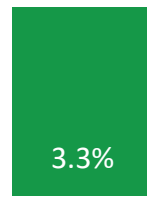


26.9



FY25

15.0



FY26

P&L Statement (Standalone)

Particulars	Q4 FY26	Q4 FY25	YoY%	FY26	FY25	YoY%
Revenue from Operations	456.6	502.1	(9%)	2,091.8	2,003.9	4%
COGS	289.2	296.4	(2%)	1,276.9	1,238.6	3%
Gross Profit	167.4	205.7	(19%)	815.0	765.3	6%
Gross Margins %	36.7%	41.0%		39.0%	38.2%	
Employee Expenses	26.0	24.4	6%	110.3	94.0	17%
Other Expenses	115.2	116.7	(1%)	476.0	491.0	(3%)
EBITDA	26.2	64.6	(59%)	228.7	180.3	27%
EBITDA Margin %	5.7%	12.9%		10.9%	9.0%	
Depreciation	21.6	21.7	(1%)	87.5	85.6	2%
EBIT	4.7	42.9	(89%)	141.3	94.7	49%
Finance Cost	16.7	13.6	23%	73.2	53.4	37%
Other Income	33.8	14.4	135%	93.5	43.6	115%
PBT	21.8	43.6	(50%)	161.6	84.9	90%
Taxes	2.2	9.6		36.3	18.4	
PAT	19.5	34.0	(42%)	125.3	66.4	89%
PAT Margin %	4.3%	6.8%		6.0%	3.3%	

Balance Sheet (Standalone)

Particulars	Mar-26	Mar-25
Equity & Liabilities		
Share Capital	25	25
Reserves & Surplus	1,733	1,607
Shareholder's Funds	1,758	1,632
Long-term borrowings	27	96
Other financial liabilities	9	10
Provisions	21	15
Deferred tax liabilities (Net)	58	57
Non - Current Liabilities	115	178
Short-term Borrowings	506	480
Trade Payables	502	502
Other Current Liabilities	78	69
Current Tax Liabilities (Net)	26	18
Current Liabilities	1,111	1,070
Total Equity & Liabilities	2,984	2,879

Particulars	Mar-26	Mar-25
Assets		
Property, Plant & Equipment	901	952
Capital WIP	69	67
Intangible Assets	19	17
Financial Assets	30	21
Other Non-current assets	13	9
Non-current assets (Tax)	28	22
Investment in Subsidiaries	681	587
Non - Current Assets	1,740	1,676
Inventories	504	557
Trade Receivables	653	528
Cash & Cash Equivalents	22	27
Investment	1	-
Loans and advances	0.4	0.4
Other Current Assets	64	92
Current Assets	1,244	1,204
Total Assets	2,984	2,879

P&L Statement (Consolidated)

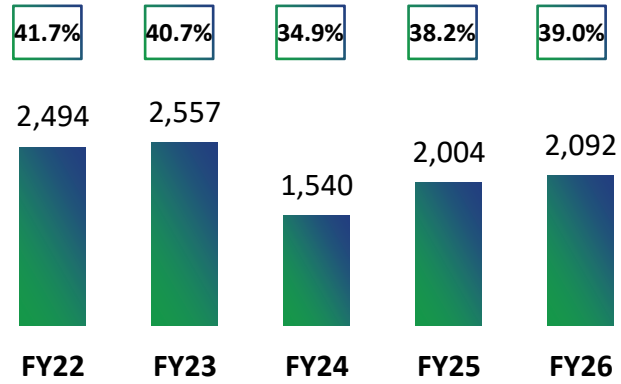
Particulars	Q4 FY26	Q4 FY25	YoY%	FY26	FY25	YoY%
Revenue from Operations	474.3	553.5	(14%)	2,174.0	2,079.7	5%
COGS	301.4	311.7	(3%)	1,326.1	1,263.9	5%
Gross Profit	172.9	241.7	(28%)	847.8	815.9	4%
Gross Margins %	36.4%	43.7%		39.0%	39.2%	
Employee Expenses	32.0	29.7	8%	135.5	114.4	18%
Other Expenses	121.2	146.6	(17%)	535.9	558.8	(4%)
EBITDA	19.7	65.5	(70%)	176.4	142.7	24%
EBITDA Margin %	4.2%	11.8%		8.1%	6.9%	
Depreciation	29.3	29.5	(1%)	119.0	108.1	10%
EBIT	(9.6)	36.0	-	57.5	34.6	66%
Finance Cost	20.5	19.3	6%	91.9	69.0	33%
Other Income	37.2	13.9	168%	96.4	43.9	120%
PBT	7.1	30.5	(77%)	62.0	9.5	555%
Taxes	(0.9)	10.7		33.3	20.1	
PAT	8.0	19.8	(59%)	28.7	(10.6)	-
PAT Margin %	1.7%	3.6%		1.3%	(0.5%)	

A wide-angle photograph of a lush green cornfield. The rows of corn plants stretch far into the distance, creating a strong sense of perspective. The sky is a uniform, pale grey, indicating an overcast day. In the background, there are some utility poles with power lines and a few buildings partially obscured by trees.

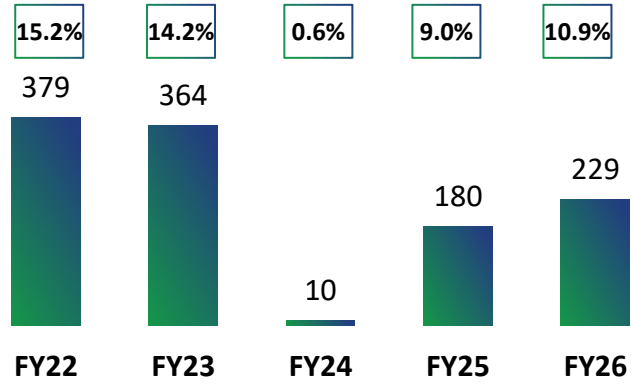
Historical Financial Performance

Standalone Annualized Financial Performance

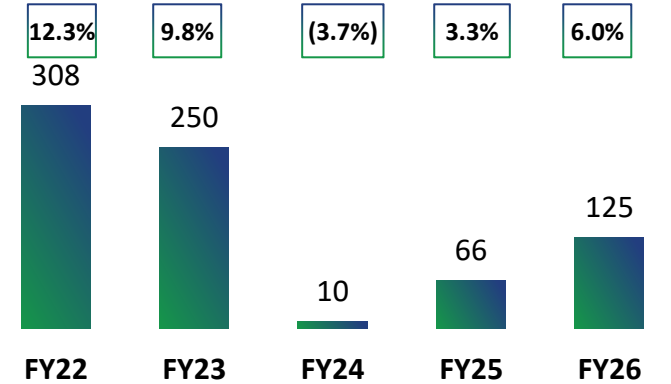
Revenue & Gross Margin



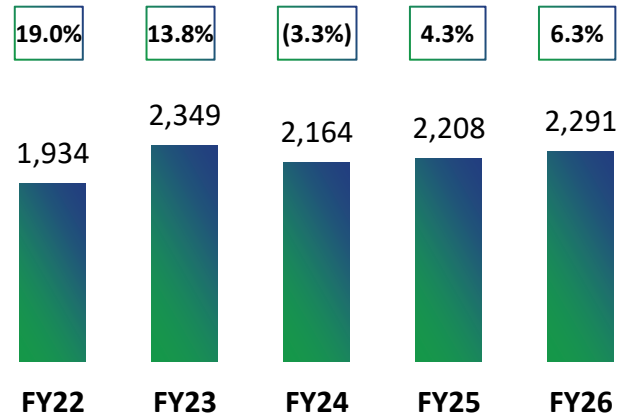
EBITDA & EBITDA Margin



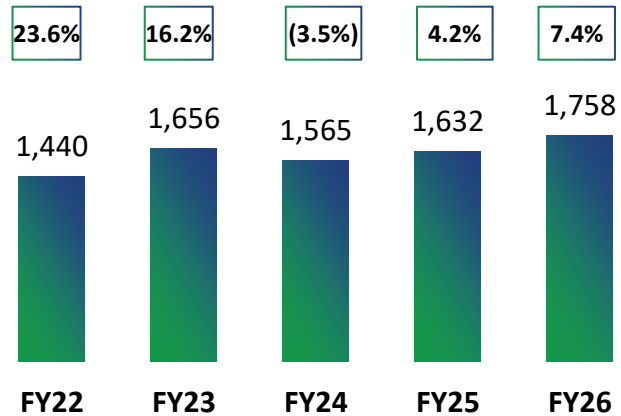
PAT & PAT Margin



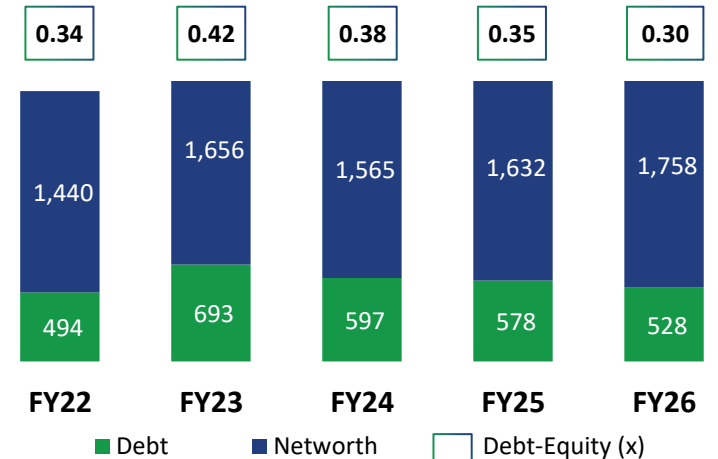
Capital Employed & RoCE (%)



Net Worth & RoE (%)



Debt Position



A wide-angle photograph of a cornfield at sunset. The sun is positioned on the right side of the horizon, creating a bright lens flare that radiates across the sky. The corn plants in the foreground are lush green, and the background shows a line of trees silhouetted against the orange and yellow sky. The overall mood is peaceful and hopeful.

Leadership and Management

Leadership and Management: Board of Directors



Mr. Ankit Patel
Chairman & Managing Director

Mr. Ankit Patel, a dynamic and seasoned leader, brings an impeccable blend of academic brilliance and a stellar career of over a decade in the chemical industry. He holds Bachelor's degree in Chemical Engineering from S.P. University, Anand, a Master's in Engineering from Griffith, Australia, and a Global MBA from SP Jain Centre of Management.

His journey with the organization commenced in 2009 when he assumed the role of Manager-Agro division. Over the years, he has deftly navigated diverse portfolios within the Agro division, showcasing exceptional leadership. His ascent to Chief Executive Officer in 2017 reflects his unwavering commitment and remarkable contributions to the organization.

Notably, his stellar achievements were recognized when he received the esteemed 'Emerging Leader of the Year 2023 – Agrochemicals' award at the PMFAI-SML Agchem Awards 2023.

On August 14, 2023, Mr. Ankit Patel assumed the role of Chairman and Managing Director, ushering in a new era of strategic vision and leadership for the organization. He also serves on the board of Epigral Ltd.



Mr. Karana Patel
Executive Director

Mr. Karana Patel, a visionary leader with over a decade and a half of experience in the realm of Agrochemical operations. He holds Diploma in Chemical Engineering from Nirma University and a Bachelor's degree in Chemical Engineering from Drexel University, USA.

His journey with the organization commenced in 2007 when he embarked on his role as Manager-Operations within the Agro division. Over the years, he has showcased exceptional prowess in overseeing a spectrum of projects in the Agrochemical sector. His relentless dedication and outstanding contributions led to his elevation to Chief Operating Officer in 2017.

On August 14, 2023, Mr. Karana Patel has assumed the role of Executive Director of the company and he will continue to play instrumental role in managing agrochemical business vertical. He also serves on the board of Epigral Ltd.



Mr. Darshan Patel
Executive Director

Mr. Darshan Patel, a distinguished leader with over a decade of experience in the realm of Pigment operations. He holds a Bachelor's degree in Chemical Engineering from Nirma University, a Master's degree in Engineering Management from Griffith University, Australia, and an MBA from the New York Institute of Technology (NYIT) USA.

His journey with the organization commenced in 2011 when he assumed the role of Manager in the Pigments division. Over the years, he has exhibited exceptional versatility by managing diverse portfolios within the Pigment division. His consistent dedication and outstanding contributions culminated in his appointment as Chief Operating Officer in 2017.

On August 14, 2023, Mr. Darshan Patel assumed the role of Executive Director of the company and he will continue to play instrumental role in managing pigments business vertical. He also serves on the board of Epigral Ltd.

Leadership and Management: Board of Directors



Mr. Maulik Patel
Non-Executive Director

More than 16 years of experience in the chemical industry with BE (Chemical) from S.P. University, Anand, Masters of Science (Chemical Engineering) from University of Southern California, USA and MBA from Long Island University, USA. He serves on the boards of Epigral Ltd and KCL.



Mr. Kaushal Soparkar
Non-Executive Director

More than 15 years of experience in the chemical industry with B.S. (Chemical) from University of New Haven, USA and M.S. (Engineering Management) from Northeastern University, USA. He serves on the boards of Epigral Ltd and KCL.



Mr. Manubhai K. Patel
Independent Director

CA with 37+ years of experience in Forex, Treasury and Credit Management. He serves on the boards of Epigral Ltd., Dialforhealth Unity Limited, Clantha Research Limited and GVFL Trustee Company Private Limited.



Prof. (Dr.) Ganapati Yadav
Independent Director

Padmashri Awardee, by President of India. He has recently retired from the position of Vice Chancellor of Institute of Chemical Technology (ICT). He has authored over 300 original research papers in 51 cross-disciplinary international peer-reviewed journals. He serves on the boards of Godrej Industries Ltd, Bhageria Industries Ltd, Clean Science and Technology Ltd., Astec Lifesciences Ltd., and Supriya Lifescience Ltd.



Dr. Varesh Sinha
Independent Director

Master in Science from Lucknow University and Ph.D in Statistics. He joined IAS in 1977 and retired in 2014. During this period he held eminent positions as MD in various Government companies. Additional Chief Secretary and Chief Secretary – Government of Gujarat chairmanship of GSFC, GACL, GSPC, Gujarat Gas Limited, etc. After superannuation, he served as State Election Commissioner from 2014 to 2019.



Ms. Urvashi Dhirubhai Shah
Independent Director

Bachelor of Arts (BA) Degree with Economics and having First class First rank of Gujarat University. She has been practicing with Income Tax appellate Tribunal since last 15 years. She serves on the board of Hajarj Power Limited and Kohima-Mariani Transmission Limited.



Mr. Nikunt Raval
Independent Director

Advocate practicing inter alia, in securities & Corporate, Land, Banking, Tax and Commercial Laws. He was Standing Counsel for the Union of India in the High Court of Gujarat from 2015 - 2023. He appears before the Hon'ble Supreme Court, various High Courts, SAT, Consumer Forum and Civil Courts in various matters. He is a Partner at Raval & Raval Advocates and also a Sr. Standing Counsel for the Income Tax Department and Customs, Excise, GST and DRI Department. He serves on the board of Themis Medicare Limited.



Investment Rationale

Why Meghmani Organics

Understands Chemicals since 1986,

- Established Market Position along with management expertise across Pigments, Crop Protection and Basic Chemicals
- Largest producer of copper phthalocyanine (CPC) blue and is among the top 3 pigment blue players globally
- Leading Integrated manufacturer of pesticides in India having presence across the value chain in both technical and formulations with 890+ product registrations

State-of-the-art Manufacturing Facilities with In-house R&D setup

- 9 backward Integrated and Strategically located manufacturing facilities located in the Chemical belt of Gujarat
- Accreditation of Responsible Care® to Crop Protection segment for a period of 3 years
- Cutting-edge R&D Centre with GLP Lab spanning over 5000 square feet in Sanand with 35+ researchers and scientists

Diverse pool of Product Basket across Geographies resulting in diversified Revenue profile

- Product reach and distribution are well diversified geographically with presence in 75+ countries
- Company's endeavour is to expand product portfolio to build globally competitive and comprehensive range
- Incorporated new subsidiary in Brazil with objective to cater to world's largest Agro Chemical market

Strengthening Domestic preference by focusing on margin accretive product portfolio

- Forayed into Titanium Dioxide (TiO₂) / White Pigments by acquiring Kilburn Chemicals Limited (KCL).
- Commissioned a 5 crore bottles per year Nano Urea (liquid) fertilizer manufacturing plant in Sanand.
- Launched 8 new products in fertilizers, biostimulant and micronutrient category in our Crop Nutrition basket, providing a comprehensive, one-stop solution to farmers
- Capex program to drive future growth and bring in EBITDA improvement with a blended EBITDA margin of ~14-15%

Group's Core Values



Integrity

The Company will maintain complete honesty and integrity in all its endeavours.



Environment, Health and Safety

The Company is committed to take all the safety measures to prevent adverse impact for health and safety and adverse effect on environment.



Credibility

The Company will make efforts towards building a trusted brand for all its stakeholders.



Law abiding

The Company respects and ensures compliances of all the applicable laws.



Being Human

The Company abides by the principle of humanity towards its employees and the Society.

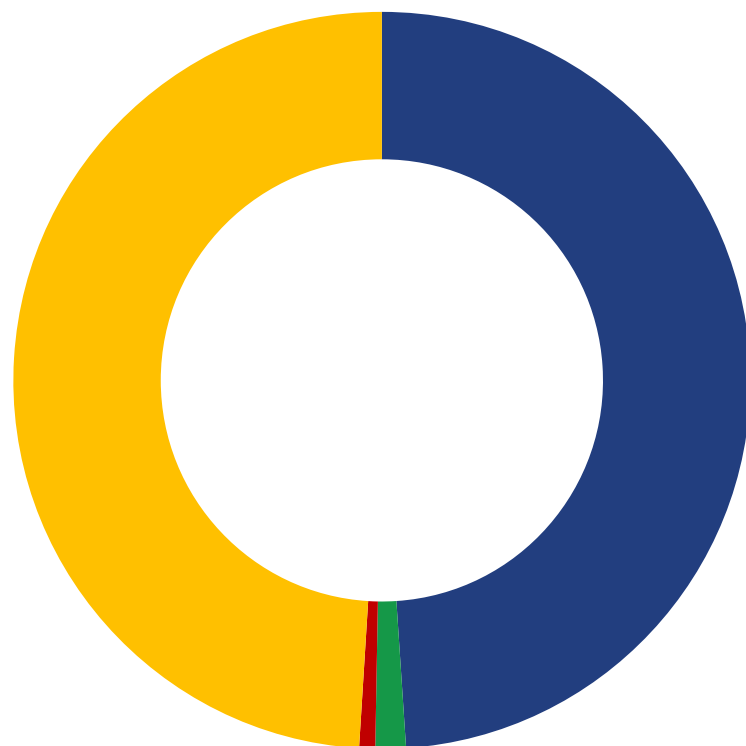


Vision

To constantly endeavour to create sustainable position as one of the leading and diversified chemical companies with strong manufacturing base in 'Organic Chemistry' aiming global presence with worldwide product acceptability

Shareholder Information

SHAREHOLDING PATTERN - March 2026 (IN %)



■ PROMOTER	48.95%
■ FIIs	1.33%
■ DIIs	0.70%
■ Public	49.01%

NSE Ticker	MOL
BSE Ticker	MOL 543331
Share Price (₹)^	36.74
Market Cap (₹ Crore)^	934
% Free Float^	51.05%
Free float market cap (₹ Crore)^	477
Shares outstanding^	25.4 Crores
3M ADTV (Shares) as on 30 th March	6,66,532
3M ADTV (₹ Crore) as on 30 th March	3.4
Industry	Chemicals

Source: NSE, ^As on 30th March 2026

Scheme of Amalgamation – Key Rationale & Current Status

Under the Scheme of Amalgamation, **Kilburn Chemicals Limited** (“Transferor Company 1”; “KCL”) and **Meghmani Crop Nutrition Limited** (“Transferor Company 2”; “MCNL”) will be amalgamated with **Meghmani Organics Limited** (“Transferee Company”; “MOL”)

Key Rationale

- ✓ Simplification of group structure into single listed entity by fully integrating operations
- ✓ Optimal utilization of existing resources through consolidation of operations into a single legal entity
- ✓ Derive operational and financial synergies through prudent financial management and cost reduction
- ✓ Better administration, reduction / rationalization in costs, focused operational efforts and elimination of duplication
- ✓ Stronger market positioning under a single brand identity
- ✓ Eliminate duplicate compliances by maintaining only one legal entity

Current Status

- ✓ 4 April 2026 – Board approved amalgamation of KCL and MCNL with MOL
- ✓ 10 April 2026 – Filled the scheme with Hon’ble NCLT, Ahmedabad Bench
- ✓ 20 April 2026 – Hon’ble NCLT, Ahmedabad Bench directed convening of meetings of shareholders and creditors
- ✓ 3 - 5 June 2026 – Remote e-voting period for equity shareholders and creditors to cast their votes on the Scheme
- ✓ 6 June 2026 – Date of meeting of shareholders and creditors via VC/OAVM

Being a responsible social steward



Blood Donation Camp



Education assistance to Dahej school for setting up Computer Lab



Health Checkup & First Aid training Camp at Sanjali Primary School, Bharuch



Education Assistance – Mobile Education Van Project, Ankleshwar



Industry Institutional Partnership- ITI Students Visit at Ankleshwar Plant



Celebrating World Environment Day with tree plantation drive

Safe Harbor

This presentation has been prepared by Meghmani Organics Limited solely to provide information about the Company.

No representation or warranty, express or implied is made as to, and no reliance should be placed on, the fairness, accuracy, completeness or correctness of such information or opinions contained herein. None of the Company nor any of its respective affiliates, advisers or representatives, shall have any liability whatsoever (in negligence or otherwise) for any loss howsoever arising from any use of this presentation or its contents or otherwise arising in connection with this presentation.

The information contained in this presentation is only current as of its date. The Company may alter, modify or otherwise change in any manner the content of this presentation, without obligation to notify any person of such revision or changes. Certain statements made in this presentation may not be based on historical information or facts and may be "forward-looking statements", including those relating to the Company's general business plans and strategy, its future financial condition and growth prospects, and future developments in its industry and its competitive and regulatory environment. Actual results may differ materially from these forward-looking statements due to number of factors, including future changes or developments in the Company's business, its competitive environment, information technology and political, economic, legal and social conditions in India.

Please note that this presentation is based on the publicly available information including but not limited to Company's website and Annual Reports.

This communication is for general information purposes only, without regard to specific objectives, financial situations and needs of any particular person. Please note that investments in securities are subject to risks including loss of principal amount.

This presentation does not constitute an offer or invitation to purchase or subscribe for any shares in the company and neither any part of it shall form the basis of or be relied upon in connection with any contract or commitment whatsoever.



CHEMISTRY OF SUCCESS AT WORK

MEGHMANI ORGANICS LTD

(CIN: L24299GJ2019PLC110321)

REGISTERED & CORPORATE OFFICE:

'Meghmani House', Behind Safal Profitaire, Prahlad Nagar,
Ahmedabad, Gujarat, 380015

Tel: +91 79 71761000

www.meghmani.com

INVESTOR RELATIONS

G.S.Chahal | CHIEF FINANCIAL OFFICER
E: ir@meghmani.com

Nishant Vyas | INVESTOR RELATIONS
E: nishant.vyas@meghmani.com