



The brand behind brands

Dixon Technologies (India) Limited

12th May, 2026

To Secretary Listing Department BSE Limited Department of Corporate Services Phiroze Jeejeebhoy Towers, Dalal Street, Mumbai – 400 001	To Secretary Listing Department National Stock Exchange of India Limited Exchange Plaza, Bandra Kurla Complex Mumbai – 400 051
Scrip Code - 540699 ISIN: INE935N01020	Scrip Code- DIXON ISIN: INE935N01020

Dear Sir/Madam,

Sub: Outcome of Board Meeting held on 12th May, 2026

In furtherance to our intimation dated 5th May, 2026, we hereby inform you that the Board at its Meeting held today i.e. **Tuesday, 12th May, 2026**, inter-alia considered and approved, the following business:

- i. Audited Financial Results (Standalone and Consolidated) of the Company for the Quarter and Financial year ended 31st March, 2026 along with the Statement of Assets and Liabilities & Statement of Cash Flows as on 31st March, 2026.

Following are the key highlights on consolidated basis:

Particulars	Quarter ended 31.03.2026		Financial year ended 31.03.2026		As compared to the corresponding period of the previous year
	Amount (In Rs. Crores)	Up/ Down (↑/↓)	Amount (In Rs. Crores)	Up/Down (↑/↓)	
Revenue from Operations (including other income)	10,595	3% ↑	49,586	28% ↑	
EBIDTA	493	9% ↑	2,580	69% ↑	
PBT	370	36% ↓	2,071	32% ↑	
PAT	298	36% ↓	1,644	33% ↑	

The Audited standalone and consolidated financial results of the Company as per Ind-AS for the Quarter and Financial Year ended 31st March, 2026, along with the Unmodified Auditors' Report issued by M/s. S.N. Dhawan & Co. Chartered Accountants, Statutory Auditors of the Company and a declaration in respect of unmodified opinion on the Audited Financial Results are enclosed herewith.

The Results (standalone and consolidated) along with the Auditors' Report is also being uploaded on the website of the Company www.dixoninfo.com.

Further, an extract of the aforesaid Financial Results shall be published in newspaper in the manner as prescribed under SEBI (Listing Obligations and Disclosure Requirements) Regulations, 2015.



The brand behind brands

- ii. Recommendation of Final dividend on the equity shares of the Company for the Financial year 2025-26 at the rate of Rs. 10/- per Equity Share of the face value of Rs. 2/- each, out of the profits of the Company. The dividend, if approved by the members of the Company at the ensuing 33rd Annual General Meeting ("**AGM**"), will be credited/ dispatched within 30 days from the date of AGM.

Additionally, we hereby inform you that in accordance with the provisions of the Regulation 30 of the Securities and Exchange Board of India (Listing Obligations and Disclosure Requirements) Regulations, 2015 read with SEBI Master Circular no. HO/49/14/14(7)2025-CFD-POD2/I/3762/2026 dated 30th January, 2026, a meeting of the Nomination and Remuneration Committee of the Company was held on 12th May, 2026 for grant of 16,155 number of options convertible into equal number of equity shares of the Company of face value of Rs. 2/- each, to the employees of the Company, its Subsidiary(ies) and Joint Venture Company(ies), under the Dixon Technologies (India) Limited Employee Stock Option Plan- 2023 ("**Dixon ESOP 2023**") from time to time in one or more tranches.

The Terms of the grant are as under:

S. No.	Particulars	Description
1.	Brief details of options granted	The Nomination and Remuneration Committee (" Committee ") has approved the grant of 16,155 number of stock options to the employees of the Company, its Subsidiary company(ies) and Joint Venture Company(ies) from time to time in one or more tranches.
2.	Whether the scheme is in terms of SEBI (SBEB) Regulations, 2021 (if applicable)	Yes
3.	Total number of shares covered by these options	16,155 equity shares (each stock option is convertible into one equity share) of face value of Rs. 2/- each of the Company.
4.	Pricing formula	<p>The Exercise Price is based on the Market Price of the equity shares of the Company which means the latest closing price on a recognized stock exchange on which the shares of the Company are listed on the date immediately prior to the date of meeting of the Committee.</p> <p>As the shares of the Company are listed on more than one Stock Exchange, the price of the Stock Exchange, where there is the highest trading volume during the aforesaid period, has been considered. The Committee has the power to provide suitable discount or charge premium on the price as arrived above.</p> <p>However, in any case, the discount on grant price of the stock options shall not be more than 15% of the market price of the shares of the Company on a recognized stock exchange on which the shares of the Company are listed on the date immediately prior to the date of meeting of Committee on which grant is to be made.</p>
5.	Options vested	Nil
6.	Time within which option may be exercised	The said options shall be exercised within a period of one year from the date of last vesting.
7.	Options exercised	Not Applicable, as this outcome is pertaining to Grant of Options under DIXON ESOP - 2023.
8.	Money realized by exercise of options	Not Applicable, as this outcome is pertaining to Grant of Options under DIXON ESOP - 2023.
9.	The total number of shares arising as a result of exercise of option	16,155 Equity Shares of face value Rs. 2/- each will arise deeming all granted options are vested and exercised.
10.	Options lapsed	Not Applicable
11.	Variation of terms of options	Not Applicable



The brand behind brands

12.	Brief details of significant terms	<p>The grant of stock options is based on the eligibility criteria as decided by the Committee. The Grant of an Option shall entitle the holder to acquire one Equity share in the Company, upon payment of Exercise Price.</p> <p>The options granted under the scheme will vest over a period of Three years from the date of grant of options. Further the Options vested may be exercised by the Option Grantee within a maximum period of One Year from the date of last vesting of Options.</p> <p>The exercise price shall be based on the market price of the Company which shall mean the latest closing price on the recognized stock exchange on which the shares of the Company are listed on the date immediately prior to the date of meeting of Committee on which grant is to be made. As the shares of the Company are listed on more than one stock exchange, the closing price on the stock exchange having higher trading volume shall be considered as the market price.</p> <p>In any case, the exercise price shall not go below the face value of Equity shares of the Company.</p>
13.	Subsequent changes or cancellation or exercise of such options	Not Applicable
14.	Diluted earnings per share pursuant to issue of equity shares on exercise of options	Not Applicable

Time of Commencement of Board Meeting: 2:10 P.M. (IST)

Time of Conclusion of Board Meeting: 3:35 P.M. (IST)

You are kindly requested to take the aforesaid on your records.

Thanking You,

For DIXON TECHNOLOGIES (INDIA) LIMITED

Ashish Kumar
President- Chief Legal Counsel & Group Company Secretary

Encl: as above

Independent Auditor's Report**To the Board of Directors of
DIXON TECHNOLOGIES (INDIA) LIMITED****Report on the Audit of Standalone Financial Results****Opinion**

We have audited the Standalone Financial Results of **DIXON TECHNOLOGIES (INDIA) LIMITED** ("the Company") for the year ended 31 March 2026 included in the accompanying Statement of 'Standalone Financial Results for the quarter and year ended 31 March 2026' ("the Statement"), being submitted by the Company pursuant to the requirement of Regulation 33 of the Securities and Exchange Board of India (Listing Obligations and Disclosure Requirements) Regulations, 2015, as amended ("the Listing Regulations").

In our opinion and to the best of our information and according to the explanations given to us, the aforesaid Standalone Financial Results:

- i. are presented in accordance with the requirements of Regulation 33 of the Listing Regulations in this regard; and
- ii. give a true and fair view in conformity with the applicable Indian Accounting Standards prescribed under Section 133 of the Companies Act, 2013 ("the Act") and other accounting principles generally accepted in India, of the net profit and total comprehensive income and other financial information of the Company for the year ended 31 March 2026.

Basis for Opinion

We conducted our audit of the Standalone Financial Results in accordance with the Standards on Auditing (SAs) specified under Section 143(10) of the Act. Our responsibilities under those Standards are further described in the Auditor's Responsibilities for the Audit of the Standalone Financial Results section of our report. We are independent of the Company in accordance with the Code of Ethics issued by the Institute of Chartered Accountants of India ("the ICAI") together with the ethical requirements that are relevant to our audit of the standalone financial statements under the provisions of the Act and the Rules thereunder, and we have fulfilled our other ethical responsibilities in accordance with these requirements and the ICAI's Code of Ethics. We believe that the audit evidence obtained by us is sufficient and appropriate to provide a basis for our opinion on the Standalone Financial Results.

Responsibilities of Management and Those Charged with Governance for the Standalone Financial Results

These Standalone Financial Results have been prepared on the basis of the standalone annual financial statements. The Company's Board of Directors is responsible for the preparation and presentation of these Standalone Financial Results that give a true and fair view of the net profit and total comprehensive income and other financial information of the Company in accordance with the Indian Accounting Standards prescribed under Section 133 of the Act and other accounting principles generally accepted in India and in compliance with Regulation 33 of the Listing Regulations. This responsibility also includes maintenance of adequate accounting records in accordance with the provisions of the Act for safeguarding of the assets of the Company and for preventing and detecting frauds and other irregularities; selection and application of appropriate accounting policies; making judgments and estimates that are reasonable and prudent; and the design, implementation and maintenance of adequate internal financial controls, that were operating effectively for ensuring accuracy and completeness of the accounting records, relevant to the preparation and presentation of the Standalone Financial Results that give a true and fair view and are free from material misstatement, whether due to fraud or error.



In preparing the Standalone Financial Results, the Management and Board of Directors are responsible for assessing the Company's ability to continue as a going concern, disclosing, as applicable, matters related to going concern and using the going concern basis of accounting unless the Board of Directors either intends to liquidate the Company or to cease operations, or has no realistic alternative but to do so.

The Board of Directors is also responsible for overseeing the financial reporting process of the Company.

Auditor's Responsibilities for the Audit of the Standalone Financial Results

Our objectives are to obtain reasonable assurance about whether the Standalone Financial Results as a whole, are free from material misstatement, whether due to fraud or error, and to issue an auditor's report that includes our opinion. Reasonable assurance is a high level of assurance but is not a guarantee that an audit conducted in accordance with SAs will always detect a material misstatement when it exists. Misstatements can arise from fraud or error and are considered material if, individually or in the aggregate, they could reasonably be expected to influence the economic decisions of users taken on the basis of these Standalone Financial Results.

As part of an audit in accordance with SAs, we exercise professional judgment and maintain professional skepticism throughout the audit. We also:

- Identify and assess the risks of material misstatement of the Standalone Financial Results, whether due to fraud or error, design and perform audit procedures responsive to those risks, and obtain audit evidence that is sufficient and appropriate to provide a basis for our opinion. The risk of not detecting a material misstatement resulting from fraud is higher than for one resulting from error, as fraud may involve collusion, forgery, intentional omissions, misrepresentations, or the override of internal control.
- Obtain an understanding of internal financial controls relevant to the audit in order to design audit procedures that are appropriate in the circumstances. Under Section 143(3)(i) of the Act, we are also responsible for expressing our opinion on whether the Company has adequate internal financial controls with reference to standalone financial statements in place and the operating effectiveness of such controls.
- Evaluate the appropriateness of accounting policies used and the reasonableness of accounting estimates and related disclosures made by the Management and Board of Directors.
- Conclude on the appropriateness of the Management and Board of Directors use of the going concern basis of accounting and, based on the audit evidence obtained, whether a material uncertainty exists related to events or conditions that may cast significant doubt on the ability of the Company to continue as a going concern. If we conclude that a material uncertainty exists, we are required to draw attention in our Auditor's Report to the related disclosures in the Statement or, if such disclosures are inadequate, to modify our opinion. Our conclusions are based on the audit evidence obtained up to the date of our auditor's report. However, future events or conditions may cause the Company to cease to continue as a going concern.
- Evaluate the overall presentation, structure and content of the Standalone Financial Results, including the disclosures, and whether the Standalone Financial Results represent the underlying transactions and events in a manner that achieves fair presentation.

We communicate with those charged with governance regarding, among other matters, the planned scope and timing of the audit and significant audit findings, including any significant deficiencies in internal financial controls that we identify during our audit.

We also provide those charged with governance with a statement that we have complied with relevant ethical requirements regarding independence, and to communicate with them all relationships and other matters that may reasonably be thought to bear on our independence, and where applicable, related safeguards.



Other Matter

The Standalone Financial Results include the results for the quarter ended 31 March 2026 being the balancing figure between the audited figures in respect of the full financial year and the published unaudited year to date figures up to the third quarter of the current financial year which were subject to limited review by us.

For **S N Dhawan & CO LLP**
Chartered Accountants
Firm Registration No.: 000050N/N500045

Sushil

Sushil Phogat
Partner
Membership No.: 510157
UDIN: 26510157JJSYNL8892



Place: New Delhi
Date: 12 May 2026

DIXON TECHNOLOGIES (INDIA) LIMITED

REGISTERED OFFICE
B14 & 15, PHASE II, NOIDA
UTTAR PRADESH-201305

CIN: L32101UP1993PLC066581, Website: www.dixoninfo.com

STATEMENT OF STANDALONE FINANCIAL RESULTS FOR THE QUARTER AND YEAR ENDED 31 MARCH 2026

(Rupees in Lakhs unless otherwise stated)

S. No.	Particulars	Quarter ended			Year ended	
		31-Mar-26	31-Dec-25	31-Mar-25	31-Mar-26	31-Mar-25
		Unaudited (refer note 12)	Unaudited	Unaudited (refer note 12)	Audited	Audited
1	Revenue from operations	86,132	79,250	1,08,567	3,93,048	5,40,090
2	Other income	8,129	19,233	4,114	80,198	6,647
3	Total income (1+2)	94,261	98,483	1,12,681	4,73,246	5,46,737
4	Expenses					
	a) Cost of materials consumed	78,891	54,940	85,364	3,29,476	4,58,911
	b) Changes in inventories of finished goods, work-in-progress and stock-in-trade	(7,302)	8,777	5,310	(5,012)	820
	c) Employee benefits expense	5,963	5,347	4,896	24,028	26,442
	d) Finance costs	699	1,905	1,515	5,427	5,303
	e) Depreciation and amortisation expense	1,690	1,648	1,997	6,989	7,065
	f) Other expenses	5,618	4,607	5,869	23,521	29,258
	Total expenses	85,559	77,224	1,04,951	3,84,429	5,27,799
5	Profit before exceptional item and tax (3-4)	8,702	21,259	7,730	88,817	18,938
6	Exceptional items (refer note 4)	-	-	25,037	-	48,950
7	Profit before tax (5+6)	8,702	21,259	32,767	88,817	67,888
8	Tax expenses (Net)					
	a) Current tax	8,921	1,124	801	12,646	4,061
	b) Deferred tax	(7,838)	1,427	4,111	398	7,211
	c) Income tax related to earlier years	(171)	-	-	(171)	26
	Total tax expenses	912	2,551	4,912	12,873	11,298
9	Net Profit for the period/year (7-8)	7,790	18,708	27,855	75,944	56,590
10	Other Comprehensive Income ('OCI')					
	a) Items that will not be reclassified to Profit or Loss	57	(15)	(159)	12	(59)
	b) Income tax relating to items that will not be reclassified to profit or loss	(14)	4	42	(3)	13
	Other Comprehensive Income	43	(11)	(117)	9	(46)
11	Total Comprehensive Income (9+10)	7,833	18,697	27,738	75,953	56,544
12	Paid-up equity share capital (Face value per share Rs. 2/-)	1,216	1,214	1,205	1,216	1,205
13	Other equity excluding revaluation reserve				3,22,685	2,17,072
14	Earnings per share (EPS) (Nominal value of Rs. 2/- each) (not annualised)					
	(a) Basic (Rs.)	12.87	30.96	46.49	125.44	94.44
	(b) Diluted (Rs.)	12.76	30.71	45.78	124.41	93.01


Notes:

- These standalone financial results of Dixon Technologies (India) Limited ("Company") have been prepared in accordance with Indian Accounting Standards (Ind-AS) as prescribed under section 133 of Companies Act, 2013 read with Rule 3 of the Companies (Indian Accounting Standards) Rules, 2015 and relevant amendments thereafter and SEBI circulars issued thereunder.
- The above standalone financial results have been reviewed by the Audit Committee and approved by the Board of Directors at their meeting held on 12 May 2026. The statutory auditors have expressed an unmodified review conclusion on these results.
- During the year ended 31 March 2026, Lightanium Technologies Private Limited and Dixon Electrocorp Private Limited were incorporated, as joint venture and wholly owned subsidiary of Dixon Technologies (India) Limited respectively.
- In the previous year, the Company entered into Share Subscription and Purchase Agreement ("SSPA") with Aditya Infotech Limited ("Aditya") for sale of 9,500,000 fully paid-up equity shares of AIL Dixon Technologies Private Limited ("AIL Dixon") representing 50% of AIL Dixon equity share capital, the joint venture company. The consideration of this transaction is through exchange of 73,05,805 equity shares of Rs. 1 each, representing 6.50% of Aditya equity share capital on a fully diluted basis on that date. Based on registered valuer, the fair value gain of Rs. 25,037 lakhs on these investment has been recognised for the quarter ended 31 March 2025 and shown as exceptional item. For the year ended 31 March 2025, the cumulative recognised fair value gain is Rs. 48,950 lakhs, which has been disclosed as an exceptional item in the previous year.
- The Chief Operating Decision Maker ("CODM") comprise of the Board of Directors, Vice Chairman cum Managing Director and Chief Financial Officer which examines the Company's performance on the basis of single operating segment Electronics Goods; accordingly segment disclosure is not required.
- The Company has transferred its lighting business undertaking including the shares of its Subsidiary, Dixon Technologies Solutions Private Limited to Lightanium Technologies Private Limited for a total consideration of Rs. 14,030 lakhs (Rs. 11,530 lakhs and Rs. 2,500 lakhs, respectively based on registered valuer) effective from 01 August 2025. This transaction was executed as part of the joint venture arrangement, resulting in the Company recognising a gain on sale of the undertaking and subsidiary shares amounting to Rs. 2,188 lakhs and Rs. 2,499 lakhs respectively.

Signify Innovations India Limited transferred its LED lighting manufacturing operations at Vadodara, Gujarat, to Lightanium Technologies Private Limited as a going concern through a slump sale for a cash consideration of Rs. 14,030 lakhs. Following the completion of these transactions, both the Company and Signify Innovations India Limited each hold 50% of the post-issue share capital of Lightanium Technologies Private Limited.

The financial figures for the quarter and year ended 31 March 2026 are not comparable with those of the corresponding periods of the previous year and the previous quarter of the current year due to the transfer of the lighting business to a Joint Venture company with effect from 01 August 2025.
- The Company has acquired equity stake in Kunshan Q Tech Microelectronics (India) Private Limited ("Q Tech India") pursuant to the Share Subscription and Purchase Agreement dated 17 September 2025, executed between the Company, Q Tech India, Q Technology (Singapore) Private Limited, and Kunshan Q Technology International Limited. On 26 September 2025, The Company has completed the acquisition of 51% of the paid-up share capital of Q Tech India on a fully diluted basis.

In accordance with the terms of the agreement; the Company acquired 1,61,50,943 equity shares of Rs. 10 each of Q Tech India from existing shareholders for an aggregate cash consideration of Rs. 42,800 lakhs and subscribed 47,16,981 equity shares of Rs. 10 each of Q Tech India for a cash consideration of Rs. 12,500 lakhs.



DIXON TECHNOLOGIES (INDIA) LIMITED

REGISTERED OFFICE
B14 & 15, PHASE II, NOIDA
UTTAR PRADESH-201305

CIN: L32101UP1993PLC066581, Website: www.dixoninfo.com

STATEMENT OF STANDALONE FINANCIAL RESULTS FOR THE QUARTER AND YEAR ENDED 31 MARCH 2026

- 8 The Government of India has consolidated 29 existing labour legislations into a united framework comprising four Labour Code viz Code on Wages 2019, Code on Social Security 2020, Industrial Relation Code 2020, and Occupational Safety, Health and Working Condition Code 2020 (collectively referred to as the "New Labour Codes"). These New Labour Codes have been made effective from 21 November 2025.
- Subsequent to the year-end, the Central Government has notified the Industrial Relations (Central) Rules, 2026, the Code on Wages (Central) Rules, 2026, the Code on Social Security (Central) Rules, 2026, and the Occupational Safety, Health and Working Conditions (Central) Rules, 2026. The corresponding State Rules and certain other operational clarifications under the New Labour Codes are yet to be notified.
- The Company has assessed and accounted for the incremental liability towards its employees in the quarters ended 31 December 2025 and 31 March 2026. The impact of such adjustment is not material to the standalone financial results for the quarter and year ended 31 March 2026.
- The Company will continue to monitor the notification of the remaining State Rules and clarifications, and will evaluate and give effect to the impact, if any, on the measurement of employee benefit obligations in the period in which such Rules become effective.
- 9 During the year ended 31 March 2026, the Company and Inventec Corporation ("Inventec") have made an investment of Rs. 2,051 lakhs and Rs. 1,368 lakhs, respectively in the Dixon IT Devices Private Limited ("Subsidiary Company"). Pursuant to the said investments, The Company and Inventec have acquired a total of 2,05,10,000 equity shares and 1,36,80,000 equity shares of INR 10/- each respectively, of the Subsidiary Company. As a result, the Company now holds 60% and Inventec holds 40% of the total issued and paid up share capital of the Subsidiary Company on a fully diluted basis.
- 10 During the quarter ended 31 March 2026, the Company and Longcheer Intelligence Pte. Ltd. ("Longcheer") have made an investment of Rs. 739 lakhs and Rs. 260 lakhs, respectively in the Dixtel Infocom Private Limited ("Subsidiary Company"). Pursuant to the said investments, The Company and Longcheer have acquired a total of 73,90,000 equity shares and 26,00,000 equity shares of INR 10/- each respectively, of the Subsidiary Company. As a result, the Company now holds 74% and Longcheer holds 26% of the total issued and paid-up share capital of the Subsidiary Company on a fully diluted basis.
- 11 The Board of Directors of the Company at its meeting held on 12 May 2026 had recommended a final dividend of INR 10.00/- per equity share of face value INR 2/- each for the financial year 2025-2026 subject to the approval of the shareholders in the ensuing Annual General Meeting of the Company.
- 12 The figures for the quarter ended 31 March 2026 and 31 March 2025 are the balancing figures between audited figures in respect of full financial year and the unaudited published year-to-date figures upto 31 December 2025 and 31 December 2024 respectively which were subjected to limited review.

For DIXON TECHNOLOGIES (INDIA) LIMITED

Atul B. Lall

Vice Chairman & Managing Director
Director Identification Number : 00781436

Place : New Delhi
Date : 12 May 2026



DIXON TECHNOLOGIES (INDIA) LIMITED
REGISTERED OFFICE
B14 & 15, PHASE II, NOIDA
UTTAR PRADESH-201305
CIN: L32101UP1993PLC066581, Website: www.dixoninfo.com
STANDALONE BALANCE SHEET AS AT 31 MARCH 2026

(Rupees in Lakhs unless otherwise stated)

	As at 31-Mar-2026 Audited	As at 31-Mar-2025 Audited
ASSETS		
Non-current assets		
a. Property, plant and equipment	56,895	57,372
b. Capital work-in-progress	36,670	17,418
c. Other intangible assets	993	1,044
d. Right of use assets	21,737	25,798
e. Financial assets		
i. Investments	1,90,688	1,08,605
ii. Loans	1,495	24,182
iii. Other financial assets	1,924	2,288
f. Other non-current assets	812	918
	3,11,214	2,37,625
Current assets		
a. Inventories	47,634	38,418
b. Financial assets		
i. Trade receivables	55,515	60,763
ii. Cash and cash equivalents	2,163	3,753
iii. Bank balances other than cash and cash equivalents	36	151
iv. Loans	2,938	4
v. Other financial assets	2,403	1,310
c. Current tax assets (net)	2,110	870
d. Other current assets	6,869	5,147
	1,19,668	1,10,416
TOTAL ASSETS	4,30,882	3,48,041
EQUITY AND LIABILITIES		
Equity		
a. Equity share capital	1,216	1,205
b. Other equity	3,22,685	2,17,072
TOTAL EQUITY	3,23,901	2,18,277
Liabilities		
Non-current liabilities		
a. Financial liabilities:		
i. Borrowings	-	2,700
ii. Lease liabilities	7,541	11,546
b. Provisions	184	487
c. Deferred tax liabilities (Net)	9,066	8,665
d. Other non-current liabilities	2,973	1,483
	19,764	24,881
Current liabilities		
a. Financial liabilities:		
i. Borrowings	17,220	14,966
ii. Lease liabilities	979	1,042
iii. Trade payables		
- Total outstanding dues of micro and small enterprises	4,092	2,954
- Total outstanding dues of other than micro and small Enterprises	58,372	73,801
iv. Other financial liabilities	3,777	5,227
b. Other current liabilities	2,518	6,382
c. Provisions	259	511
	87,217	1,04,883
TOTAL LIABILITIES	1,06,981	1,29,764
TOTAL EQUITY AND LIABILITIES	4,30,882	3,48,041



DIXON TECHNOLOGIES (INDIA) LIMITED

REGISTERED OFFICE
B14 & 15, PHASE II, NOIDA
UTTAR PRADESH-201305

CIN: L32101UP1993PLC066581, Website: www.dixoninfo.com

STANDALONE STATEMENT OF CASH FLOWS FOR THE YEAR ENDED 31 MARCH 2026

	(Rupees in Lakhs unless otherwise stated)	
	Year ended 31-Mar-2026	Year ended 31-Mar-2025
	Audited	Audited
A. Cash flow from operating activities		
Profit before tax	88,817	67,888
Adjustments for :		
Depreciation and amortisation expense	6,989	7,065
Finance costs	5,427	5,303
Unrealised foreign exchange (gain)/loss (net)	49	-
Interest income	(1,466)	(2,492)
Dividend income	(7,074)	(2,900)
(Profit)/Loss on lease modification/closure	(429)	(989)
(Profit)/loss on sale of investment in mutual funds	(28)	(1)
(Profit)/Loss on sale of property, plant and equipment	(43)	(215)
(Profit)/Loss on disinvestment of shares in joint venture	-	(48,950)
Gain/(loss) on sale/fair value of equity investment	(68,955)	-
Gain on sale of undertaking under slump sale	(2,188)	-
(Profit)/Loss on disposal of investments	-	10
Provision for doubtful debts / loans and advances written back	825	450
Share based payments to employees	4,678	6,020
	26,602	31,189
Changes in working capital		
Adjustments for (increase) / decrease in operating assets:		
Inventories	(14,185)	591
Trade receivables	(8,105)	32,060
Other financial assets		
- non-current	279	(83)
- current	(1,128)	(840)
Other current assets	(1,764)	(1,032)
Adjustments for increase / (decrease) in operating liabilities:		
Trade payables	3,636	(30,890)
Provisions		
- non-current	(291)	(830)
- current	392	176
Other liabilities		
- non-current	1,490	-
- current	(3,864)	421
Other current financial liabilities	296	2,320
Cash generated from operating activities	3,358	33,082
Income tax paid (net)	(13,715)	(5,223)
Net cash generated from/ (used in) operating activities	(10,357)	27,859
B. Cash flow from investing activities		
Capital expenditure on property, plant and equipment and intangible assets including capital work in progress	(30,683)	(19,036)
Sale proceeds of property, plant and equipment	557	1,270
Purchase of investments in subsidiaries	(67,424)	(47,240)
Investment in equity shares of other Company	-	(24,863)
Proceeds from sale/disinvestment of investment in joint venture company	-	24,863
Loan given	(2,934)	-
Repayment of loan given	22,687	21,391
Sale of investment in equity share	65,826	-
Purchase of investment in mutual fund	(70,505)	(6,500)
Sale of investment in mutual fund	70,533	6,501
(Increase)/decrease in other bank balance not considered as cash and cash equivalent (net)	115	53
Dividend income	7,074	2,900
Interest income	1,466	2,492
Net cash generated from/(used in) investing activities	(3,288)	(38,169)
C. Cash flow from financing activities		
Interest paid	(4,644)	(4,264)
Repayment of lease liabilities	(1,712)	(1,861)
Proceeds from issue of shares	24,690	13,993
Repayment of long term borrowings	(4,346)	(1,593)
Proceeds/ (repayment) of short term borrowings (net)	3,900	8,800
Dividend paid	(4,841)	(2,991)
Net cash generated from/(used in) financing activities	13,047	12,084
Net increase/(decrease) in cash and cash equivalents (A+B+C)	(598)	1,774
Cash and cash equivalents at the beginning of the year	3,753	1,979
Adjustment in cash on sale of business undertaking	(992)	-
Cash and cash equivalents at the end of the year	2,163	3,753



Independent Auditor's Report**To the Board of Directors of
DIXON TECHNOLOGIES (INDIA) LIMITED****Report on the Audit of Consolidated Financial Results****Opinion**

We have audited the Consolidated Financial Results of **DIXON TECHNOLOGIES (INDIA) LIMITED** ("the Holding Company") and its subsidiaries (Holding Company and its subsidiaries together referred to as "the Group"), and its joint ventures for the year ended 31 March 2026 included in the accompanying Statement of 'Consolidated Financial Results for the quarter and year ended 31 March 2026 ("the Statement")', being submitted by the Holding Company pursuant to the requirement of Regulation 33 of the Securities and Exchange Board of India (Listing Obligations and Disclosure Requirements) Regulations, 2015, as amended ('Listing Regulations').

In our opinion and to the best of our information and according to the explanations given to us and based on the consideration of reports of other auditors on separate audited financial statements of the subsidiaries referred to in Other Matters section below, the aforesaid Consolidated Financial Results:

- i. include the annual financial results of the entities listed in Annexure 1;
- ii. are presented in accordance with the requirements of Regulation 33 of the Listing Regulations in this regard; and
- iii. give a true and fair view in conformity with the applicable Indian Accounting Standards prescribed under Section 133 of the Companies Act, 2013 ("the Act") and other accounting principles generally accepted in India, of the consolidated net profit and consolidated total comprehensive income and other financial information of the Group and joint ventures for the year ended 31 March 2026.

Basis for Opinion

We conducted our audit of the Consolidated Financial Results in accordance with the Standards on Auditing (SAs) specified under section 143(10) of the Act. Our responsibilities under those Standards are further described in the Auditor's Responsibilities for the Audit of the Consolidated Financial Results section of our report. We are independent of the Group and joint ventures in accordance with the Code of Ethics issued by the Institute of Chartered Accountants of India ("the ICAI") together with the ethical requirements that are relevant to our audit of the consolidated financial statements under the provisions of the Act and the Rules thereunder, and we have fulfilled our other ethical responsibilities in accordance with these requirements and the ICAI's Code of Ethics. We believe that the audit evidence obtained by us and other auditors in terms of their reports referred to in "Other Matter" paragraph below, is sufficient and appropriate to provide a basis for our opinion on the Consolidated Financial Results.

Emphasis of Matter

We draw attention to Note 11 to the accompanying consolidated financial results, which describes the recognition of incentive income by one of the subsidiaries under the Production Linked Incentive (PLI) Scheme amounting to Rs. 1,11,006 lakhs and a corresponding pass-through liability of Rs. 72,634 lakhs outstanding as at 31 March 2026. As formal determination and disbursement of the incentive by the Project Management Agency are pending as at 31 March 2026, the management of the subsidiary has assessed the recoverability of the related incentive receivable based on, inter alia, an independent legal opinion confirming the subsidiary's eligibility and compliance with the conditions of the Scheme.

Our opinion is not modified in respect of this matter



Responsibilities of Management and Those Charged with Governance for the Consolidated Financial Results

These Consolidated Financial Results have been prepared on the basis of the consolidated annual financial statements. The Holding Company's Board of Directors is responsible for the preparation and presentation of these Consolidated Financial Results that give a true and fair view of the consolidated net profit and consolidated total comprehensive income and other financial information of the Group including its joint ventures in accordance with the Indian Accounting Standards prescribed under Section 133 of the Act and other accounting principles generally accepted in India and in compliance with Regulation 33 of the Listing Regulations. The respective Board of Directors of the companies included in the Group and of its joint ventures are responsible for maintenance of adequate accounting records in accordance with the provisions of the Act for safeguarding of the assets of the Group and its joint ventures and for preventing and detecting frauds and other irregularities; selection and application of appropriate accounting policies; making judgments and estimates that are reasonable and prudent; and the design, implementation and maintenance of adequate internal financial controls, that were operating effectively for ensuring accuracy and completeness of the accounting records, relevant to the preparation and presentation of the Consolidated Financial Results that give a true and fair view and are free from material misstatement, whether due to fraud or error, which have been used for the purpose of preparation of the Consolidated Financial Results by the Directors of the Holding Company, as aforesaid.

In preparing the Consolidated Financial Results, the respective Management and Board of Directors of the entities included in the Group and of its joint ventures are responsible for assessing the ability of the respective entities to continue as a going concern, disclosing, as applicable, matters related to going concern and using the going concern basis of accounting unless the respective Board of Directors either intends to liquidate their respective entities or to cease operations, or has no realistic alternative but to do so.

The respective Board of Directors of the entities included in the Group and of its joint ventures are also responsible for overseeing the financial reporting process of the respective entities.

Auditor's Responsibilities for the Audit of the Consolidated Financial Results

Our objectives are to obtain reasonable assurance about whether the Consolidated Financial Results as a whole are free from material misstatement, whether due to fraud or error, and to issue an auditor's report that includes our opinion. Reasonable assurance is a high level of assurance but is not a guarantee that an audit conducted in accordance with SAs will always detect a material misstatement when it exists. Misstatements can arise from fraud or error and are considered material if, individually or in the aggregate, they could reasonably be expected to influence the economic decisions of users taken on the basis of these Consolidated Financial Results.

As part of an audit in accordance with SAs, we exercise professional judgment and maintain professional skepticism throughout the audit. We also:

- Identify and assess the risks of material misstatement of the Consolidated Financial Results, whether due to fraud or error, design and perform audit procedures responsive to those risks, and obtain audit evidence that is sufficient and appropriate to provide a basis for our opinion. The risk of not detecting a material misstatement resulting from fraud is higher than for one resulting from error, as fraud may involve collusion, forgery, intentional omissions, misrepresentations, or the override of internal control.
- Obtain an understanding of internal financial controls relevant to the audit in order to design audit procedures that are appropriate in the circumstances. Under Section 143(3)(i) of the Act, we are also responsible for expressing our opinion on whether the Holding Company, its subsidiaries and joint ventures incorporated in India have adequate internal financial controls with reference to consolidated financial statements in place and the operating effectiveness of such controls.
- Evaluate the appropriateness of accounting policies used and the reasonableness of accounting estimates and related disclosures made by the Management and Board of Directors.



- Conclude on the appropriateness of the Management and Board of Directors use of the going concern basis of accounting and, based on the audit evidence obtained, whether a material uncertainty exists related to events or conditions that may cast significant doubt on the ability of the Group and joint ventures to continue as a going concern. If we conclude that a material uncertainty exists, we are required to draw attention in our Auditor's Report to the related disclosures in the Statement or, if such disclosures are inadequate, to modify our opinion. Our conclusions are based on the audit evidence obtained up to the date of our auditor's report. However, future events or conditions may cause the Group and its joint ventures to cease to continue as a going concern.
- Evaluate the overall presentation, structure and content of the Consolidated Financial Results, including the disclosures, and whether the Consolidated Financial Results represent the underlying transactions and events in a manner that achieves fair presentation.
- Obtain sufficient appropriate audit evidence regarding the financial results/financial information of the entities within the Group and its joint ventures, to express an opinion on the Consolidated Financial Results. We are responsible for the direction, supervision and performance of the audit of financial information of such entities included in the Consolidated Financial Results of which we are the independent auditors. For the other entities included in the Consolidated Financial Results, which have been audited by other auditors, such other auditors remain responsible for the direction, supervision and performance of the audits carried out by them. We remain solely responsible for our audit opinion.

We communicate with those charged with governance of the Holding Company and such other entities included in the Consolidated Financial Results of which we are the independent auditors regarding, among other matters, the planned scope and timing of the audit and significant audit findings, including any significant deficiencies in internal financial controls that we identify during our audit.

We also provide those charged with governance with a statement that we have complied with relevant ethical requirements regarding independence, and to communicate with them all relationships and other matters that may reasonably be thought to bear on our independence, and where applicable, related safeguards.

We also performed procedures in accordance with the circular issued by the Securities and Exchange Board of India under Regulation 33(8) of the Listing Regulations, as amended, to the extent applicable.

Other Matters

We did not audit the Financial Results of two subsidiaries whose Financial Statements reflects total assets of Rs. 2,17,116 lakhs as at 31 March 2026, total revenue of Rs. 1,65,199 lakhs and Rs. 7,42,369 lakhs, net profit after tax of Rs. 5,232 lakhs and Rs. 23,568 lakhs and total comprehensive income of Rs. 5,245 lakhs and Rs. 23,590 lakhs for the quarter and year ended 31 March 2026 respectively and net cash inflows of Rs. 8,167 lakhs for the year ended 31 March 2026. These financial statements, have been audited by other auditors whose reports have been furnished to us by the Board of Directors and our opinion on the Consolidated Financial Results, in so far as it relates to the amounts and disclosures included in respect of these subsidiaries, is based on the report of such auditors and the procedures performed by us are as stated Auditor's Responsibility section above.

Our opinion on the Consolidated Financial Results is not modified in respect of the above matters with respect to our reliance on the work done and the reports of the other auditors and the Financial Results certified by the Board of Directors.



The Consolidated Financial Results include the results for the quarter ended 31 March 2026 being the balancing figure between the audited figures in respect of the full financial year and the published unaudited year to date figures up to the third quarter of the current financial year which were subject to limited review by us.

For **S N Dhawan & CO LLP**

Chartered Accountants

Firm Registration No.: 000050N/N500045

Sushil

Sushil Phogat

Partner

Membership No.: 510157

UDIN: 26510157HWNOWS2618



Place: New Delhi

Date: 12 May 2026

Annexure 1

The Consolidated annual financial results of Dixon Technologies (India) Limited ("the Holding Company") include the financial results of its subsidiaries and joint ventures as listed below:

Name of the company	Percentage of ownership interest
Subsidiaries	
Padget Electronics Private Limited	100%
Dixon Electro Appliances Private Limited	51%
Dixon Electro Manufacturing Private Limited	100%
Califonix Tech and Manufacturing Private Limited	50%
Dixon Electroconnect Private Limited	100%
Dixon IT Devices Private Limited	60%
Dixon Teletech Private Limited	100%
Dixon Display Technologies Private Limited (Formerly known as Dixon Infotech Private Limited)	100%
Dixtel Infocom Private Limited	74%
Dixon Electrocorp Private Limited ("Dixon Electrocorp") (incorporated on 29 August 2025)	100%
Dixon Technologies Solutions Private Limited (upto 31 July 2025)	100%
Kunshan Q Tech Microelectronics (India) Private Limited (from 26 September 2025)	51%
Smartu India Private Limited	50.1%
Dixon Global Private Limited	100%
Joint Ventures	
Rexxam Dixon Electronics Private Limited	40%
Lightanium Technologies Private Limited (incorporated on 26 June 2025)	50%
Dixon Technologies Solutions Private Limited (from 01 August 2025 as wholly owned subsidiary of Lightanium Technologies Private Limited)	50%



DIXON TECHNOLOGIES (INDIA) LIMITED

REGISTERED OFFICE

B14 & 15, PHASE II, NOIDA


UTTAR PRADESH-201305

CIN: L32101UP1993PLC066581, Website: www.dixoninfo.com

STATEMENT OF CONSOLIDATED FINANCIAL RESULTS FOR THE QUARTER AND YEAR ENDED 31 MARCH 2026

(Rupees in Lakhs unless otherwise stated)

S. No.	Particulars	Quarter ended			Year Ended	
		31-Mar-26	31-Dec-25	31-Mar-25	31-Mar-26	31-Mar-25
		Unaudited (refer note 13)	Unaudited	Unaudited (refer note 13)	Audited	Audited
1	Revenue from operations	10,51,051	10,67,159	10,29,254	48,87,280	38,86,010
2	Other income	8,430	13,132	1,128	71,304	2,023
3	Total income (1+2)	10,59,481	10,80,291	10,30,382	49,58,584	38,88,033
4	Expenses					
a)	Cost of materials consumed	10,02,498	9,64,352	9,39,950	45,46,038	36,09,981
b)	Changes in inventories of finished goods, work-in-progress and stock-in-trade	(30,992)	24,225	7,580	(18,320)	(26,699)
c)	Employee benefits expense	17,399	17,107	14,332	71,115	56,742
d)	Finance costs	2,366	4,287	4,626	13,747	15,435
e)	Depreciation and amortisation expense	10,497	9,903	8,591	39,298	28,102
f)	Other expenses	21,309	20,030	23,113	1,01,795	95,228
	Total expenses	10,23,077	10,39,904	9,98,192	47,53,673	37,78,789
5	Profit before share of profit of Joint Ventures and tax (3-4)	36,404	40,387	32,190	2,04,911	1,09,244
6	Share of profit of Joint Ventures	572	782	376	2,145	1,738
7	Profit before exceptional item and tax (5+6)	36,976	41,169	32,566	2,07,056	1,10,982
8	Exceptional items (refer note 4)	-	-	25,037	-	45,998
9	Profit before tax (7+8)	36,976	41,169	57,603	2,07,056	1,56,980
10	Tax expenses (Net)					
a)	Current tax	14,862	7,108	6,211	41,262	25,305
b)	Deferred tax	(7,491)	1,877	4,822	1,433	8,478
c)	Income tax related to earlier years	(192)	128	75	(64)	(61)
	Total tax expenses	7,179	9,113	11,108	42,631	33,722
11	Net Profit for the period/year (9-10)	29,797	32,056	46,495	1,64,425	1,23,258
12	Other Comprehensive Income ('OCI')					
a)	Items that will not be reclassified to Profit or Loss	73	(34)	(152)	42	42
b)	Income tax relating to items that will not be reclassified to profit or loss	(24)	13	42	(12)	(10)
c)	Share of OCI in Joint Ventures (net)	37	-	-	37	-
	Other Comprehensive Income	86	(21)	(110)	67	32
13	Total comprehensive income (11+12)	29,883	32,035	46,385	1,64,492	1,23,290
14	Profit for the year attributable to					
a)	Owners of the Company	25,641	28,726	40,082	1,43,864	1,09,554
b)	Non-controlling interests	4,156	3,330	6,413	20,561	13,704
		29,797	32,056	46,495	1,64,425	1,23,258
15	Other comprehensive income attributable to					
a)	Owners of the Company	89	(22)	(128)	53	(22)
b)	Non-controlling interests	(3)	1	18	14	54
		86	(21)	(110)	67	32
16	Total comprehensive income attributable to					
a)	Owners of the Company	25,730	28,704	39,954	1,43,917	1,09,532
b)	Non-controlling interests	4,153	3,331	6,431	20,575	13,758
		29,883	32,035	46,385	1,64,492	1,23,290
17	Paid-up equity share capital (Face value per share Rs.2/-)	1,216	1,214	1,205	1,216	1,205
18	Other equity excluding revaluation reserve				4,66,451	2,99,815
19	Earnings per share (EPS)					
	(Nominal value of Rs. 2/- each) (not annualised)					
(a)	Basic (Rs.)	49.22	53.06	77.59	271.59	205.70
(b)	Diluted (Rs.)	48.81	52.62	76.42	269.35	202.58



DIXON TECHNOLOGIES (INDIA) LIMITED

REGISTERED OFFICE

B14 & 15, PHASE II, NOIDA

UTTAR PRADESH-201305

CIN: L32101UP1993PLC066581, Website: www.dixoninfo.com

STATEMENT OF CONSOLIDATED FINANCIAL RESULTS FOR THE QUARTER AND YEAR ENDED 31 MARCH 2026

Notes:

- 1 These consolidated financial results of Dixon Technologies (India) Limited ("Holding Company") have been prepared in accordance with Indian Accounting Standards (Ind-AS) as prescribed under section 133 of Companies Act, 2013 read with Rule 3 of the Companies (Indian Accounting Standards) Rules, 2015 and relevant amendments thereafter and SEBI circulars issued thereunder.
- 2 The above consolidated financial results have been reviewed by the Audit Committee and approved by the Board of Directors in their meeting held on 12 May 2026. The statutory auditors have expressed an unmodified review conclusion on these results.
- 3 During the year ended 31 March 2026, Lightanium Technologies Private Limited and Dixon Electrocorp Private Limited were incorporated, as joint venture and wholly owned subsidiary of Dixon Technologies (India) Limited respectively.
- 4 In the previous year, the Holding Company entered into Share Subscription and Purchase Agreement ("SSPA") with Aditya Infotech Limited ("Aditya") for sale of 9,500,000 fully paid-up equity shares of AIL Dixon Technologies Private Limited ("AIL Dixon") representing 50% of AIL Dixon equity share capital, the joint venture company. The consideration of this transaction is through exchange of 73,05,805 equity shares of Rs. 1 each, representing 6.50% of Aditya equity share capital on a fully diluted basis on that date. Based on registered valuer, the fair value gain of Rs. 25,037 lakhs on these investment has been recognised for the quarter ended 31 March 2025 and shown as exceptional item. For the year ended 31 March 2025, the cumulative recognised fair value gain is Rs. 45,998 lakhs, which has been disclosed as an exceptional item in the previous year.
- 5 The Chief Operating Decision Maker ('CODM') comprise of the Board of Directors, Vice Chairman cum Managing Director and Chief Financial Officer which examines the Group's performance on the basis of single operating segment Electronics Goods; accordingly, segment disclosure is not required.
- 6 During the year ended 31 March 2026, the Holding Company has transferred its lighting business undertaking including the shares of its Subsidiary, Dixon Technologies Solutions Private Limited to Lightanium Technologies Private Limited for a total consideration of Rs. 14,030 lakhs (Rs. 11,530 lakhs and Rs. 2,500 lakhs, respectively based on registered valuer) effective from 01 August 2025. This transaction was executed as part of the joint venture arrangement, resulting in the Holding Company recognising a gain on sale of the undertaking and subsidiary shares amounting to Rs. 2,188 lakhs and Rs. 619 lakhs respectively.

Signify Innovations India Limited transferred its LED lighting manufacturing operations at Vadodara, Gujarat, to Lightanium Technologies Private Limited as a going concern through a slump sale for a cash consideration of Rs. 14,030 lakhs. Following the completion of these transactions, both the Holding Company and Signify Innovations India Limited each hold 50% of the post-issue share capital of Lightanium Technologies Private Limited.


The financial figures for the quarter and year ended 31 March 2026 are not comparable with those of the corresponding periods of the previous year and the previous quarter of the current year due to the transfer of the lighting business to a Joint Venture company with effect from 01 August 2025.
- 7 The Holding Company has acquired equity stake in Kunshan Q Tech Microelectronics (India) Private Limited ("Q Tech India") pursuant to the Share Subscription and Purchase Agreement dated 17 September 2025, executed between the Holding Company, Q Tech India, Q Technology (Singapore) Private Limited, and Kunshan Q Technology International Limited. On 26 September 2025, The Holding Company has completed the acquisition of 51% of the paid-up share capital of Q Tech India on a fully diluted basis.

In accordance with the terms of the agreement; the Holding Company acquired 1,61,50,943 equity shares of Rs. 10 each of Q Tech India from existing shareholders for an aggregate cash consideration of Rs. 42,800 lakhs and subscribed 47,16,981 equity shares of Rs. 10 each of Q Tech India for a cash consideration of Rs. 12,500 lakhs.
- 8 The Government of India has consolidated 29 existing labour legislations into a united framework comprising four Labour Code viz Code on Wages 2019, Code on Social Security 2020, Industrial Relation Code 2020, and Occupational Safety, Health and Working Condition Code 2020 (collectively referred to as the "New Labour Codes"). These New Labour Codes have been made effective from 21 November 2025.

Subsequent to the year-end, the Central Government has notified the Industrial Relations (Central) Rules, 2026, the Code on Wages (Central) Rules, 2026, the Code on Social Security (Central) Rules, 2026, and the Occupational Safety, Health and Working Conditions (Central) Rules, 2026. The corresponding State Rules and certain other operational clarifications under the New Labour Codes are yet to be notified.

The Group has assessed and accounted for the incremental liability towards its employees in the quarters ended 31 December 2025 and 31 March 2026. The impact of such adjustment is not material to the consolidated financial results for the quarter and year ended 31 March 2026.

The Group will continue to monitor the notification of the remaining State Rules and clarifications, and will evaluate and give effect to the impact, if any, on the measurement of employee benefit obligations in the period in which such Rules become effective.
- 9 During the year ended 31 March 2026, the Holding Company and Inventec Corporation ("Inventec") have made an investment of Rs. 2,051 lakhs and Rs. 1,368 lakhs, respectively in the Dixon IT Devices Private Limited ("Subsidiary Company"). Pursuant to the said investments, The Holding Company and Inventec have acquired a total of 2,05,10,000 equity shares and 1,36,80,000 equity shares of INR 10/- each respectively, of the Subsidiary Company.
As a result, the Holding Company now holds 60% and Inventec holds 40% of the total issued and paid up share capital of the Subsidiary Company on a fully diluted basis.
- 10 During the quarter ended 31 March 2026, the Holding Company and Longcheer Intelligence Pte. Ltd. ("Longcheer") have made an investment of Rs. 739 lakhs and Rs. 260 lakhs, respectively in the Dixtel Infocom Private Limited ("Subsidiary Company"). Pursuant to the said investments, The Holding Company and Longcheer have acquired a total of 73,90,000 equity shares and 26,00,000 equity shares of INR 10/- each respectively, of the Subsidiary Company.
As a result, the Holding Company now holds 74% and Longcheer holds 26% of the total issued and paid-up share capital of the Subsidiary Company on a fully diluted basis.



DIXON TECHNOLOGIES (INDIA) LIMITED

REGISTERED OFFICE

B14 & 15, PHASE II, NOIDA

UTTAR PRADESH-201305

CIN: L32101UP1993PLC066581, Website: www.dixoninfo.com

STATEMENT OF CONSOLIDATED FINANCIAL RESULTS FOR THE QUARTER AND YEAR ENDED 31 MARCH 2026


- 11 One of the subsidiary company recognises incentive income under the Production Linked Incentive ("PLI") Scheme to the extent that its eligible revenues exceed the prescribed annual ceiling limit. Recognition of such incremental incentive income is permitted under the Scheme in circumstances where other eligible applicants within the same target segment have not fully utilised their respective ceiling entitlements. The recognition is based on management's assessment of the performance of other applicants, using publicly available information and internally available data.

Incentive income accrued amounting to Rs. 1,11,006 lakhs, relating to such overperformance across different performance years, remains outstanding and receivable, pending formal determination and disbursement by the Project Management Agency ("PMA"). Correspondingly, the subsidiary company has recognised a liability payable to its customer as per the arrangement amounting to Rs. 72,634 lakhs in respect of the same incentive.

The subsidiary company has consistently asserted its eligibility and entitlement to the aforesaid incentive through appropriate representations and continues to actively pursue their receipt for the relevant performance years through ongoing engagement with the PMA and other concerned authorities. Management's assessment regarding recognition and recoverability of the incentive receivable is supported by independent legal advice, which confirms the subsidiary's eligibility for incentive upon achievement of the prescribed conditions under the Scheme.

- 12 The Board of Directors of the Company at its meeting held on 12 May 2026 had recommended a final dividend of INR 10.00/- per equity share of face value INR 2/- each for the financial year 2025-2026 subject to the approval of the shareholders in the ensuing Annual General Meeting of the Company.
- 13 The figures for the quarter ended 31 March 2026 and 31 March 2025 are the balancing figures between audited figures in respect of full financial year and the unaudited published year-to-date figures upto 31 December 2025 and 31 December 2024 respectively which were subjected to limited review.

For DIXON TECHNOLOGIES (INDIA) LIMITED



Atul B. Lall

Vice Chairman & Managing Director

Director Identification Number : 00781436

Place : New Delhi
Date : 12 May 2026



DIXON TECHNOLOGIES (INDIA) LIMITED
REGISTERED OFFICE
B14 & 15, PHASE II, NOIDA
UTTAR PRADESH-201305
CIN: L32101UP1993PLC066581, Website: www.dixoninfo.com
CONSOLIDATED BALANCE SHEET AS AT 31 MARCH 2026

(Rupees in Lakhs unless otherwise stated)

	As at 31-Mar-2026 Audited	As at 31-Mar-2025 Audited
ASSETS		
Non-current assets		
a. Property, plant and equipment	2,71,990	2,10,909
b. Capital work-in-progress	57,084	25,612
c. Other intangible assets	4,064	3,850
d. Intangible assets under development	-	83
e. Right of use assets	83,111	56,915
f. Goodwill	58,000	5,702
g. Financial assets		
i. Investments	70,653	53,560
ii. Other financial assets	13,688	5,106
h. Deferred tax assets (Net)	975	912
i. Other non-current assets	5,060	4,600
	5,64,625	3,67,249
Current assets		
a. Inventories	3,83,652	3,99,240
b. Financial assets		
i. Investments	30,031	-
ii. Trade receivables	6,52,991	6,96,545
iii. Cash and cash equivalents	76,743	23,085
iv. Bank balances other than cash and cash equivalents	17,363	3,268
v. Other financial assets	1,24,302	1,44,541
c. Other current assets	58,581	41,042
d. Current tax assets (net)	7,876	1,717
	13,51,539	13,09,438
	19,16,164	16,76,687
TOTAL ASSETS		
EQUITY AND LIABILITIES		
Equity		
a. Equity share capital	1,216	1,205
b. Other equity	4,66,451	2,99,815
Equity attributable to owners of the Company	4,67,667	3,01,020
Non-controlling Interest	71,000	45,913
Total equity	5,38,667	3,46,933
Liabilities		
Non-current liabilities		
a. Financial liabilities:		
i. Borrowings	35,969	8,089
ii. Lease liabilities	46,074	41,779
iii. Other financial liabilities	3,979	6,008
b. Provisions	1,446	1,865
c. Deferred tax liabilities (Net)	12,031	10,715
d. Other non-current liabilities	8,169	1,754
	1,07,668	70,210
Current liabilities		
a. Financial liabilities:		
i. Borrowings	10,781	12,139
ii. Lease liabilities	6,598	5,089
iii. Trade payables		
- Total outstanding dues of Micro and small enterprises	16,643	7,830
- Total outstanding dues of other than Micro and small Enterprises	10,55,575	10,80,535
iv. Other financial liabilities	1,26,307	1,39,792
b. Other current liabilities	50,834	13,123
c. Provisions	1,024	900
d. Current tax liabilities (net)	2,067	136
	12,69,829	12,59,544
	13,77,497	13,29,754
TOTAL LIABILITIES	13,77,497	13,29,754
TOTAL EQUITY AND LIABILITIES	19,16,164	16,76,687



DIXON TECHNOLOGIES (INDIA) LIMITED

REGISTERED OFFICE

B14 & 15, PHASE II, NOIDA

UTTAR PRADESH-201305

CIN: L32101UP1993PLC066581, Website: www.dixoninfo.com

CONSOLIDATED STATEMENT OF CASH FLOWS FOR THE YEAR ENDED 31 MARCH 2026

(Rupees in Lakhs unless otherwise stated)

	Year ended 31-Mar-2026 Audited	Year ended 31-Mar-2025 Audited
A. Cash flow from operating activities		
Profit before tax (excluding profit/(loss) of Joint Venture)	2,04,911	1,55,242
Adjustments for :		
Depreciation and amortisation expense	39,298	28,102
Finance costs	13,747	15,435
Unrealised foreign exchange (gain)/loss (net)	3,288	877
Interest income	(760)	(811)
Dividend income	(108)	-
Gain/Loss on lease modification/closure	(433)	(860)
(Profit)/loss on sale of investment in mutual funds	(652)	(19)
(Profit)/Loss on sale of property, plant and equipment	(32)	(186)
(Profit)/Loss on disinvestment of shares in joint venture	-	(45,998)
Gain/(loss) on sale/fair value of equity investment	(67,075)	-
Gain on sale of undertaking under slump sale	(2,188)	-
Loss on disposal of investments	-	10
Excess liabilities, credit balances, provisions etc. written back	-	(42)
Provision for doubtful debts / loans and advances	975	466
(Gain)/Loss on remeasurement of liability	304	-
Share based payments to employees	6,081	8,512
Bad debts written off	-	5
	1,97,356	1,60,733
Changes in working capital		
Adjustments for (increase) / decrease in operating assets:		
Inventories	19,599	(1,89,930)
Trade receivables	57,587	(3,04,948)
Other financial assets		
- non current	(8,938)	5,589
- current	18,273	(1,21,311)
Other assets		
- non current	(845)	(447)
- current	(16,656)	(9,604)
Adjustments for increase / (decrease) in operating liabilities:		
Trade payables		
- non current	-	(546)
- current	(71,732)	5,41,321
Provisions		
- non current	20	(6,589)
- current	330	292
Other liabilities		
- non current	6,505	97
- current	37,684	4,353
Other financial liabilities		
- non current	42	-
- current	(19,536)	63,561
Cash generated from operating activities	2,19,689	1,42,571
Income tax paid (net)	(41,460)	(27,596)
Net cash generated from/(used in) operating activities	1,78,229	1,14,975
B. Cash flow from investing activities		
Capital expenditure on property, plant and equipment and intangible assets including capital work in progress	(1,06,751)	(93,935)
Sale proceeds of property, plant and equipment	964	4,376
Sale of investment in equity share	65,826	-
Purchase of investments in subsidiaries	(43,051)	(32,098)
Investment in equity shares of other Company	-	(24,863)
Proceeds from sale/disinvestment of investment in joint venture company	-	24,863
Repayment of loan given	400	200
Purchase of investment in mutual fund	(10,55,500)	(82,200)
Sale of investment in mutual fund	10,26,121	82,219
(Increase)/decrease in other bank balance not considered as cash and cash equivalent (net)	(13,931)	(2,263)
Dividend income	108	-
Interest income	760	811
Net cash generated from/(used in) investing activities	(1,25,054)	(1,22,890)
C. Cash flow from financing activities		
Interest paid	(10,295)	(12,192)
Repayment of lease liabilities	(8,598)	(6,995)
Proceeds from issue of equity to Non-controlling interest	1,628	-
Proceeds from issue of share	24,690	13,993
Proceeds from long term borrowings	35,969	24,624
Repayment of long term borrowings	(53,207)	(19,373)
Proceeds/(repayment) of short term borrowings (net)	10,781	577
Dividend paid	(11,783)	(3,291)
Net cash generated from/(used in) financing activities	(10,815)	(2,657)
Net increase/(decrease) in cash and cash equivalents (A+B+C)	42,360	(10,572)
Cash and cash equivalents at the beginning of the year	23,085	20,048
Adjustment in cash on sale of business undertaking, sale and acquisition of shares of subsidiaries	11,298	13,609
Cash and cash equivalents at the end of the year	76,743	23,085



Dixon Technologies (India) Ltd.

12th May, 2026

To Secretary Listing Department BSE Limited Department of Corporate Services Phiroze Jeejeebhoy Towers, Dalal Street, Mumbai - 400 001	To Secretary Listing Department National Stock Exchange of India Limited Exchange Plaza, Bandra Kurla Complex Mumbai - 400 051
Scrip Code - 540699 ISIN: INE935N01020	Scrip Code- DIXON ISIN: INE935N01020

Dear Sir/Madam,

RE: Declaration under Regulation 33(3)(d) of the Securities and Exchange Board of India (Listing Obligations and Disclosure Requirements) Regulations, 2015 {"SEBI Listing Regulations"}, as amended.

Subject: Audit Reports with Unmodified Opinion, on Annual Audited Financial Results for the Financial Year ended 31st March, 2026, both on Standalone and Consolidated basis

Dear Sir(s)/ Madam,

Pursuant to Regulation 33(3)(d) of the SEBI Listing Regulations, the Board of Directors of the Company at its meeting held today i.e. 12th May, 2026, has considered and approved the Audited Financial Results of the Company for the Financial Year ended 31st March, 2026, both on Standalone and Consolidated basis.

Further, in compliance of Regulation 33(3)(d) of the SEBI Listing Regulations read with SEBI Master Circular no. HO/49/14/14(7)2025-CFD-POD2/1/3762/2026 dated 30th January, 2026, it is hereby declared that the Statutory Auditors of the Company, M/s S.N Dhawan & Co. LLP, Chartered Accountants (Firm Registration No. 000050N/N500045), have issued Audit Reports with Unmodified Opinion on the Annual Audited Financial Results of the Company, for the Financial Year ended 31st March, 2026, on Standalone and Consolidated basis.

You are requested to take the above information on records and disseminate the same on your respective websites

For **DIXON TECHNOLOGIES (INDIA) LIMITED**



Saurabh Gupta
Director & Chief Financial Officer

Dixon Technologies

The brand behind brands

Q4 & FY25-26 Earnings Presentation

Table of Contents

- 1 Cover**
Dixon — The brand behind brands
- 3 Executive Summary — Q4 FY26**
Key highlights (Reported)
- 5 FY26 Performance Overview**
Yearly metrics (Reported)
- 7 Consolidated Results — Q4 & FY26**
Quarterly & Yearly metrics (Reported)
- 9 Segment Performance**
Revenue, Capital employed & ROCE
- 11 Balance Sheet & Cash Flow**
Assets , Liabilities, Gross Debt/Equity & Net Debt/Equity

01

03

05

07-09

11-12

- 2 Table of Contents**
Sections and navigation
- 4 Executive Summary — Q4 FY26**
Key highlights (Adjusted)
- 6 FY26 Performance Overview**
Yearly metrics (Adjusted)
- 8 Consolidated Results — Q4 & FY26**
Quarterly & Yearly metrics (Adjusted)
- 10 Expenditure Analysis**
As a % of operating revenues
- 12 Key Financial Metrics**
ROCE, ROE, WC days

02

04

06

10

13

Executive Summary — Q4 FY26

Performance highlights

Reported

REVENUE*

₹10,595 crs

+3% YoY

₹10,304 crs in Q4,FY25

EBITDA*

₹493 crs

+9% YoY

₹454 crs in Q4,FY25

EBITDA* MARGIN

4.7%

+30 bps

4.4% in Q4,FY25

PBT

Before Minority Interest

₹370 crs

-36% YoY

₹576 crs in Q4,FY25

PBT MARGIN

Before Minority Interest

3.5%

-210 bps

5.6% in Q4,FY25

PAT

(Pre-NCI¹)

₹298 crs

-36% YoY

₹465 crs in Q4,FY25

PAT MARGIN

(Pre-NCI¹)

2.8%

-170 bps

4.5% in Q4,FY25

PAT

(After-NCI¹)

₹256 crs

-36% YoY

₹401 crs in Q4,FY25

Reported: Includes fair value gain on stake held by Dixon in Aditya Infotech Limited amounting to ₹75 Cr in Q4 FY26 & ₹250 Cr in Q4 FY25

*Revenue & EBITDA include other income

¹ Non-controlling interest

Executive Summary — Q4 FY26

Performance highlights

Adjusted

REVENUE*

₹10,520 crs

+2% YoY

₹10,304 crs in Q4,FY25

EBITDA*

₹418 crs

-8% YoY

₹454 crs in Q4,FY25

EBITDA* MARGIN

4.0%

-40 bps

4.4% in Q4,FY25

PBT

Before Minority Interest

₹295 crs

-10% YoY

₹326 crs in Q4,FY25

PBT MARGIN

Before Minority Interest

2.8%

-40 bps

3.2% in Q4,FY25

PAT

(Pre-NCI¹)

₹234 crs

-6% YoY

₹249 crs in Q4,FY25

PAT MARGIN

(Pre-NCI¹)

2.2%

-20 bps

2.4% in Q4,FY25

PAT

(After-NCI¹)

₹192 crs

+4% YoY

₹185 crs in Q4,FY25

Adjusted : Excludes fair value gain on Dixon stake in Aditya Infotech Ltd.

*Revenue & EBITDA include other income

¹ Non-controlling interest

FY26 Performance Overview

Performance highlights

Reported

REVENUE*

₹49,586 crs

+28% YoY

₹38,880 crs in FY25

EBITDA*

₹2,580 crs

+69% YoY

₹1,528 crs in FY25

EBITDA* MARGIN

5.3%

+140 bps

3.9% in FY25

PBT

Before Minority Interest

₹2,071 crs

+32% YoY

₹1,570 crs in FY25

PBT MARGIN

Before Minority Interest

4.2%

+20 bps

4.0% in FY25

PAT

(Pre-NCI¹)

₹1,644 crs

+33% YoY

₹1,233 crs in FY25

PAT MARGIN

(Pre-NCI¹)

3.4%

+20 bps

3.2% in FY25

PAT

(After-NCI¹)

₹1,439 crs

+31% YoY

₹1,096 crs in FY25

Net Working Capital Days

(8) Days

3 days

(5) days in FY25

Net Debt

₹(773) crs

₹(62) crs in FY25

Reported : include fair value gain on stake held by Dixon in Aditya Infotech Limited amounting to ₹665 Cr in FY26 as against ₹460 Cr in FY25 & FY26 results also include one-time gain of ₹28 Cr from transfer of the lighting business

*Revenue & EBITDA include other income

¹ Non-controlling interest

FY26 Performance Overview

Performance highlights

Adjusted

REVENUE*

₹48,893 crs

+26% YoY

₹38,880 crs in FY25

EBITDA*

₹1,887 crs

+23% YoY

₹1,528 crs in FY25

EBITDA* MARGIN

3.9%

3.9% in FY25

PBT
Before Minority Interest

₹1,378 crs

+24% YoY

₹1,110 crs in FY25

PBT MARGIN
Before Minority Interest

2.8%

-10 bps

2.9% in FY25

PAT
(Pre-NCI¹)

₹1,050 crs

+25% YoY

₹843 crs in FY25

PAT MARGIN
(Pre-NCI¹)

2.1%

-10 bps

2.2% in FY25

PAT
(After-NCI¹)

₹845 crs

+20% YoY

₹706 crs in FY25

ROCE

44.8%

-370 bps

48.5% in FY25

ROE

28.1%

-440 bps

32.5% in FY25

Adjusted : After excluding the fair value gain on Dixon stake in Aditya Infotech Ltd & gain on transfer of lighting business undertaking

*Revenue & EBITDA include other income

¹ Non-controlling interest

Consolidated P&L Statement

Q4 FY26 vs FY25 & FY26 vs FY25

Particulars (Cr₹)	Q4 FY26	Q4 FY25	YoY	FY26	FY25	YoY
Income	₹ 10,511	₹ 10,293	2%	₹ 48,873	₹ 38,860	26%
Expenses	₹ 10,102	₹ 9,850	3%	₹ 47,006	₹ 37,352	26%
Operating Profit	₹ 409	₹ 443	-8%	₹ 1,867	₹ 1,508	24%
Operating Profit Margin	3.9%	4.3%	-0.4%	3.8%	3.9%	-0.1%
Other Income*	₹ 84	₹ 11	664%	₹ 713	₹ 20	-
EBITDA	₹ 493	₹ 454	9%	₹ 2,580	₹ 1,528	69%
EBITDA Margin	4.7%	4.4%	0.3%	5.3%	3.9%	1.4%
Depreciation	₹ 105	₹ 86	22%	₹ 393	₹ 281	40%
EBIT	₹ 388	₹ 368	5%	₹ 2,187	₹ 1,247	75%
Finance Cost	₹ 24	₹ 46	-48%	₹ 138	₹ 154	-10%
PBT (Before JV)	₹ 364	₹ 322	13%	₹ 2,049	₹ 1,093	87%
Share of Profit of JV	₹ 6	₹ 4	50%	₹ 22	₹ 17	29%
PBT (After JV)	₹ 370	₹ 326	13%	₹ 2,071	₹ 1,110	87%
PBT Margin After JV share	3.5%	3.2%	0.3%	4.2%	2.9%	1.3%
Exceptional Item*	-	250	-	-	460	-
PBT After Exceptional Item	₹ 370	₹ 576	-36%	₹ 2,071	₹ 1,570	32%
PBT Margin	3.5%	5.6%	-2.1%	4.2%	4.0%	0.2%
Tax	₹ 72	₹ 111	-35%	₹ 427	₹ 337	27%
PAT (Pre-NCI¹)	₹ 298	₹ 465	-36%	₹ 1,644	₹ 1,233	33%
PAT Margin	2.8%	4.5%	-1.7%	3.4%	3.2%	0.2%
NCI ¹	₹ 42	₹ 64	-34%	₹ 205	₹ 137	50%
PAT (After NCI¹)	₹ 256	₹ 401	-36%	₹ 1,439	₹ 1,096	31%

*Other Income & Exceptional Item : After taking into account fair value gain on Dixon stake in Aditya Infotech Ltd & gain on transfer of lighting business undertaking

¹ Non-controlling interest

Consolidated P&L Statement


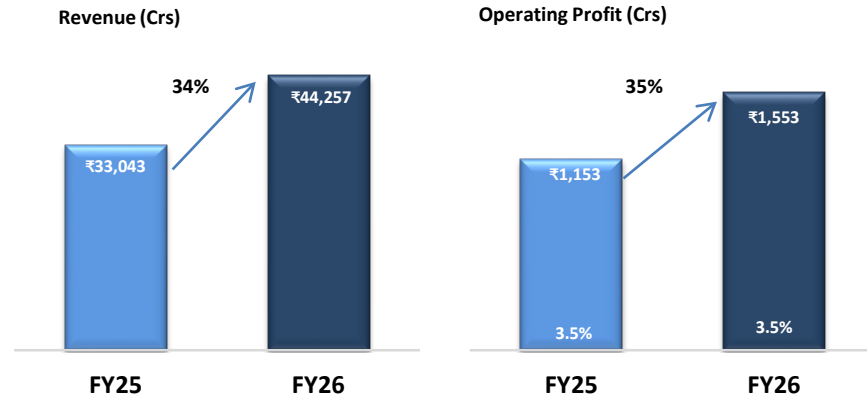

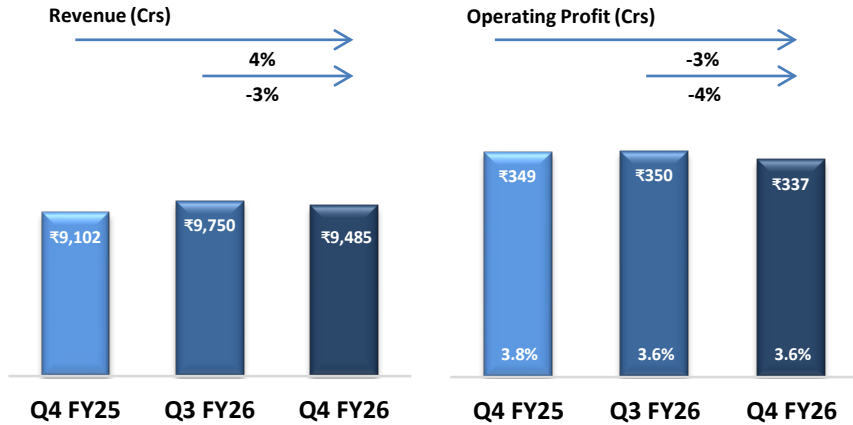
Q4 FY26 vs FY25 & FY26 vs FY25

Particulars (Cr₹)	Q4 FY26	Q4 FY25	YoY	FY26	FY25	YoY
Income	₹ 10,511	₹ 10,293	2%	₹ 48,873	₹ 38,860	26%
Expenses	₹ 10,102	₹ 9,850	3%	₹ 47,006	₹ 37,352	26%
Operating Profit	₹ 409	₹ 443	-8%	₹ 1,867	₹ 1,508	24%
Operating Profit Margin	3.9%	4.3%	-0.4%	3.8%	3.9%	-0.1%
Other Income*	₹ 9	₹ 11	-18%	₹ 20	₹ 20	-
EBITDA	₹ 418	₹ 454	-8%	₹ 1,887	₹ 1,528	23%
EBITDA Margin	4.0%	4.4%	-0.4%	3.9%	3.9%	-
Depreciation	₹ 105	₹ 86	22%	₹ 393	₹ 281	40%
EBIT	₹ 313	₹ 368	-15%	₹ 1,494	₹ 1,247	20%
Finance Cost	₹ 24	₹ 46	-48%	₹ 138	₹ 154	-10%
PBT (Before JV)	₹ 289	₹ 322	-10%	₹ 1,356	₹ 1,093	24%
Share of Profit of JV	₹ 6	₹ 4	50%	₹ 22	₹ 17	29%
PBT (After JV)	₹ 295	₹ 326	-10%	₹ 1,378	₹ 1,110	24%
PBT Margin After JV share	2.8%	3.2%	-0.4%	2.8%	2.9%	-0.1%
Tax	₹ 61	₹ 77	-21%	₹ 328	₹ 267	23%
PAT (Pre-NCI¹)	₹ 234	₹ 249	-6%	₹ 1,050	₹ 843	25%
PAT Margin	2.2%	2.4%	-0.2%	2.1%	2.2%	-0.1%
NCI ¹	₹ 42	₹ 64	-34%	₹ 205	₹ 137	50%
PAT (After NCI¹)	₹ 192	₹ 185	4%	₹ 845	₹ 706	20%

*Other Income & Exceptional Item : After excluding the fair value gain on Dixon stake in Aditya Infotech Ltd & gain on transfer of lighting business undertaking

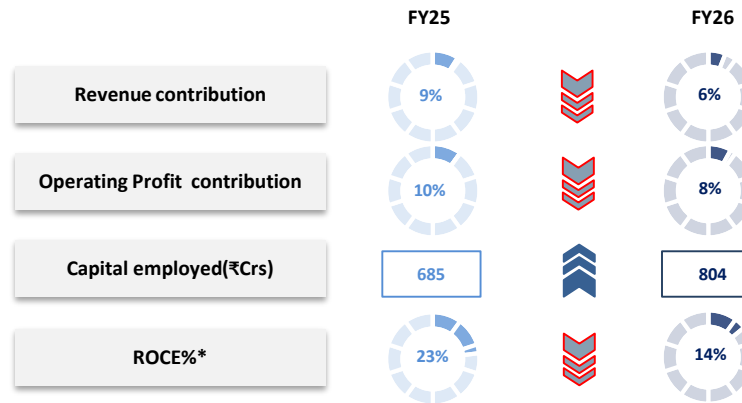
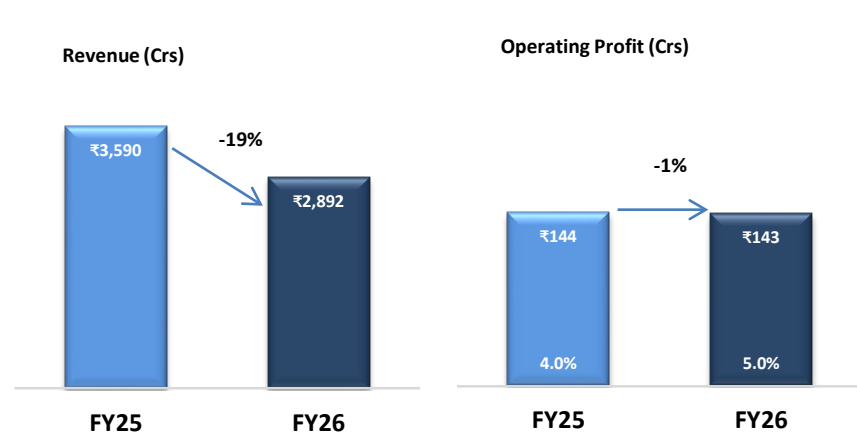
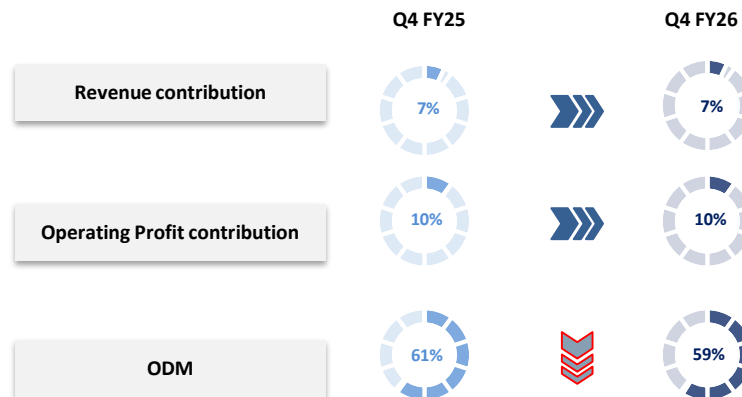
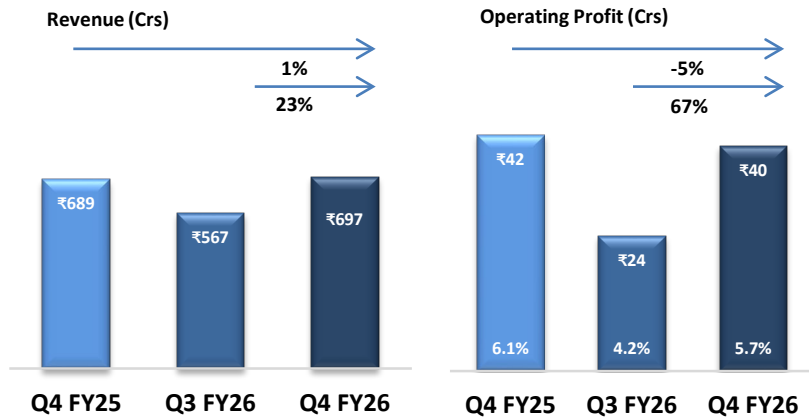
¹ Non-controlling interest

Mobile & Other EMS Division



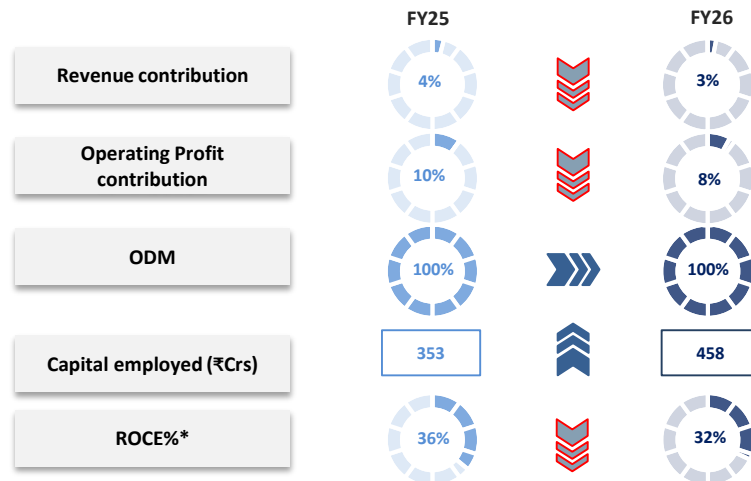
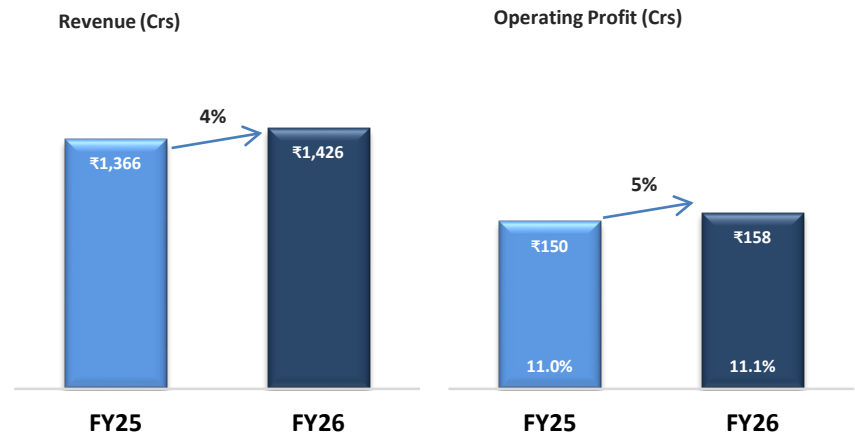

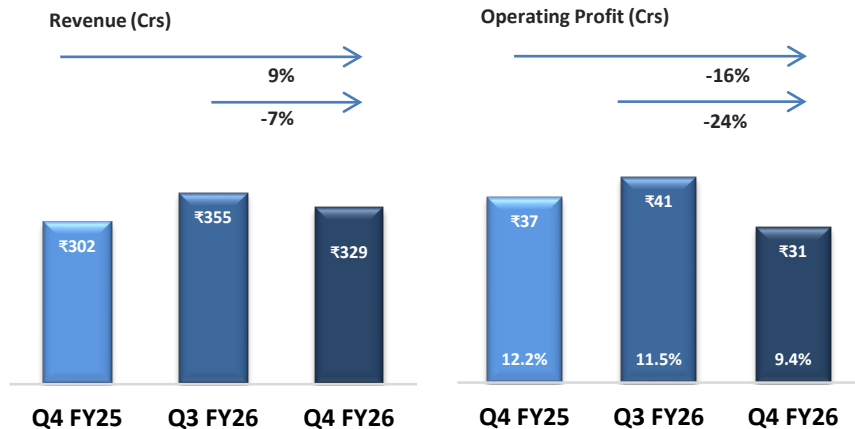
*ROCE = EBIT/Average Capital Employed as on 31st Mar 26 & 31st Mar 25

Consumer Electronics & Appliances (LED TV & Refrigerator)



*ROCE = EBIT/Average Capital Employed as on 31st Mar 26 & 31st Mar 25

Home Appliances



*ROCE = EBIT/Average Capital Employed as on 31st Mar 26 & 31st Mar 25

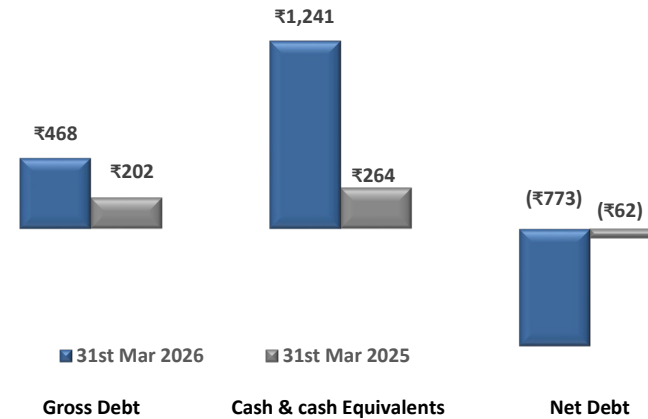
Expenditure Analysis

Particulars (As a % of operating revenues)	Q4 FY26	Q4 FY25	% Change
Cost of Material Consumed	92.4%	92.1%	0.3%
Employee benefit expenses	1.7%	1.4%	0.3%
Finance Cost	0.2%	0.4%	-0.2%
Depreciation and Amortization Expense	1.0%	0.8%	0.2%
Other expenses	2.0%	2.2%	-0.2%

Particulars (As a % of operating revenues)	FY26	FY25	% Change
Cost of Material Consumed	92.6%	92.2%	0.4%
Employee benefit expenses	1.5%	1.5%	-
Finance Cost	0.3%	0.4%	-0.1%
Depreciation and Amortization Expense	0.8%	0.7%	0.1%
Other expenses	2.1%	2.5%	-0.4%

Balance sheet

Particulars (Cr₹)	31 st Mar '26	31 st Mar '25
Net Fixed Assets (A)	₹ 3,911	₹ 2,462
Right-of-use asset (B)	₹ 831	₹ 569
Non Current Assets (C)	₹ 904	₹ 642
Current Assets		
Cash, Bank & ST Investments	₹ 1,241	₹ 264
Trade Receivables	₹ 6,530	₹ 6,965
Inventories	₹ 3,837	₹ 3,992
Other Current Assets	₹ 1,908	₹ 1,873
Total Current Assets	₹ 13,516	₹ 13,094
Less: Current Liabilities & Provisions	₹ 12,590	₹ 12,474
Net Current Assets (D)	₹ 926	₹ 620
Total Assets (A+B+C+D)	₹ 6,572	₹ 4,293
Total Shareholder funds (A)	₹ 4,677	₹ 3,010
Equity share capital	₹ 12	₹ 12
Other equity	₹ 4,665	₹ 2,998
Non Controlling Interest (B)	₹ 710	₹ 459
Total Debt (C)	₹ 468	₹ 202
Long Term Borrowings	₹ 360	₹ 81
Short Term Borrowings	₹ 108	₹ 121
Other Non Current Liabilities (D)	₹ 717	₹ 622
Total Liabilities (A+B+C+D)	₹ 6,572	₹ 4,293




Particulars	31 st Mar '26	31 st Mar '25
Gross Debt/Equity	0.1 x	0.1 x
Net Debt/Equity	(0.17) x	(0.02) x

Cash Flow

Free Cash flow*	₹ 724
Particulars (Cr₹)	31 st Mar '26
Profit before tax	₹ 2,049
Depreciation & Amortization	₹ 393
Others (Net interest expenses, ESOP expenses etc.)	₹ 224
Gain on fair value measurement of equity instruments	(₹ 671)
Gain on transfer of shares of Subsidiary / undertaking under slump sale	(₹ 22)
Working capital change	₹ 224
Taxes Paid	(₹ 415)
Cash Flow from Operating Activities (A)	₹ 1,782
Capital expenditure	(₹ 1,058)
Other (Sales/Purchase of Investment & Other bank balance etc.)	(₹ 193)
Cash Flow from Investing Activities (B)	(₹ 1,251)
Interest Paid	(₹ 103)
Repayment of lease liabilities	(₹ 86)
Proceeds from issue of shares	₹ 263
Repayment of Non current borrowings	(₹ 172)
Proceeds of current borrowings	₹ 108
Dividend paid	(₹ 118)
Cash Flow from Financing Activities (C)	(₹ 108)
Net Change in Cash & Cash Equivalents D = (A+B+C)	₹ 423
Opening Cash & Cash Equivalents (E)	₹ 231
Addition on acquisition of subsidiary (F)	₹ 113
Closing Cash & Cash Equivalents (D+E+F)	₹ 767

Free Cash Flow (₹Cr₹)



*Free Cash Flow : Cash from Operating activities Less capital expenditure

Key Financial Ratios & Cash Conversion Cycle

Inventory Days

33

1 days

32 in FY25

Debtors Days

52

(8) days

60 in FY25

Creditors Days

93

(4) days

97 in FY25

Net Working Capital Days*

(8)

3 days

(5) in FY25

* Working capital days calculated on the quarterly basis

ROCE**

44.8%

-370 bps

48.5% in FY25

ROE***

28.1%

-440 bps

32.5% in FY25

**ROCE = EBIT (Excluding Exceptional Item) / Average Capital Employed (Shareholder fund + Net Debt + Other Long term liabilities) as on 31st Mar, 26 & 31st Mar, 25

***ROE = PAT (Excluding Exceptional Item) / Average Shareholder Funds based on the Shareholder Funds as on 31st Mar, 26 & 31st Mar, 25

THANK YOU