

**18.06.2026**

<b>BSE Limited</b> Phiroze Jeejeebhoy Towers Dalal Street Mumbai 400 001 <b>Scrip Code: 532937</b> <b>Scrip ID: KUANTUM</b>	<b>National Stock Exchange of India Limited</b> Exchange Plaza Plot No. C/1, G Block, Bandra-Kurla Complex, Bandra (East) Mumbai 400 051 <b>Trading Symbol: KUANTUM</b>
--	--

**Reg: Investor Presentation – Disclosure under Regulation 30 of SEBI (Listing Obligations and Disclosure Requirements) Regulations, 2015**

Dear Sir/Madam,

Pursuant to Regulation 30 of SEBI(Listing Obligations and Disclosure Requirements) Regulations, 2015, please find attached herewith a copy of Investor Presentation for your information and record purposes.

The said presentation is also being uploaded on the Company's website at [www.kuantumpapers.com](http://www.kuantumpapers.com).

Kindly take the same on record.

Thanking you  
Yours faithfully  
**For Kuantum Papers Limited**

**(Gurinder Singh Makkar)**  
**Company Secretary & Compliance Officer**  
**M. No.: F5124**



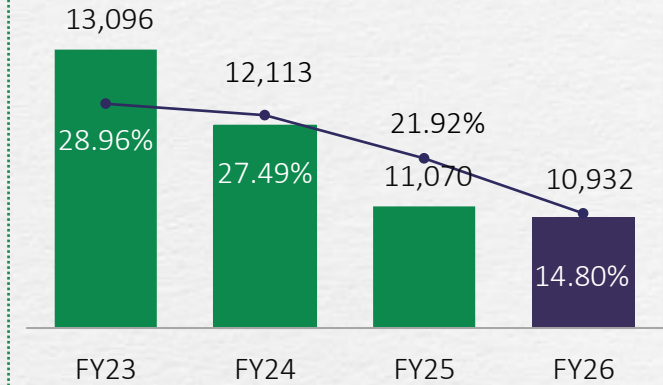
INVESTOR  
PRESENTATION

---

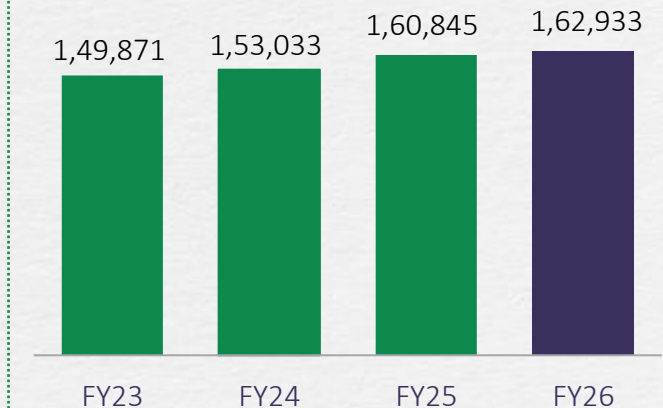
June 2026

- Kuantum Papers Ltd, a leading agro and wood-based paper manufacturer started its commercial operations in 1980 in an economically backward village of Hoshiarpur, Punjab.
- They started their production with 30 TPD and with continuous process upgrades and backward integration projects are now currently operating at 540 TPD.
- Due to its location in the foothills of the Shivalik range, Kuantum Papers has been strategically utilizing agro residues like wheat straw, sarkanda and bagasse along with wood chips, veneer waste & bamboo to make high quality paper.
- The company's fully integrated manufacturing facility spread across 259 acres helps it gain an advantage in terms of better operational efficiency and higher product offering.
- Its extensive portfolio of writing and printing paper finds application in books, notebooks, annual reports, directories, account books, envelopes, diaries, calendars, computer & office stationery.
- Kuantum's product offerings include maplitho, cream wove and value added specialty products like thermal base paper, bond paper, parchment paper, azure laid paper, cartridge paper, coloured paper, stiffener paper, base paper for cups and straws with a broad GSM range of 40 – 200.
- The company manufactures its products on an order-based system from its 110+ dealer network spread across India, many of whom have been associated with it for three generations.
- The company has increased its export footprint in the last few years and is now exporting to 25 countries.
- Its Marquee clients include Macmillan Education India, McGraw Hill Education India, Oxford University Press, Pearson India Education Services, HT Media, Rachna Sagar, Chitra Prakashan India, Magic International, SBM Industries, Today Diaries amongst others.
- The company's Social Farm Forestry Program covers wood plantations of 18,300+ acres and it aims to expand it to 75,000 acres by 2030.

Operational Revenue (INR Mn) & EBITDA Margins (%)



Paper Sales Volume (MT)





**Jagesh Kumar Khaitan**  
*Chairman*

Jagesh Kumar Khaitan is the Chairman of Kvantum Papers Ltd. He was earlier the Vice Chairman and MD of Amrit Banaspati Co. Ltd. and remained President of Indian Vanaspati Producers Association IVPA. His entrepreneurial spirit and passion has been one of major drivers for the company's growth. He has been the recipient of the prestigious award 'UDYOG RATNA' honoured by PHD Chamber of Commerce & Industry, in the year 2005, towards his excellent and dedicated contribution to the State of Punjab.



**Pavan Khaitan**  
*Vice Chairman and  
Managing Director*

Pavan Khaitan is a qualified Chartered Accountant and a graduate in Commerce from Panjab University. He joined the company in 1997 as the CEO and has played a pivotal role in shaping the company's strategic vision, focusing on quality outputs, timely plant modernizations, process re-engineering and accreditation and creating successful collaborations with MNCs. He has previously served as the President of the Indian Pulp & Paper Technical Association (IPPTA) and currently holds the position of Vice President at the Indian Paper Manufacturers Association (IPMA).



**Vivek Bihani**  
*Director (Independent)*

Vivek Bihani is an Engineer from BITS, Pilani and an MBA from IIM, Bangalore. He has total work experience of 3 decades. He worked with a leading venture capital firm in the early part of his career, turned an entrepreneur in 1998 and since 2009, is supporting high quality entrepreneurs as part of his 2nd innings in venture capital. As a venture capitalist, during 1992-1998, he worked with TDICI Limited (now called ICICI ventures), a firm that pioneered venture capital in India and has grown to become one of the largest and most successful private equity firms in India.



**Shireen Sethi**  
*Director (Independent)*

Currently the COO of Netwok1 Media Pvt. Ltd. and has over two decades of experience as a journalist, manager and advisor to many national & global media corporations and has founded multiple successful businesses in the media, technology & education sectors. She has also been working extensively with FICCI advising the trade body in the Technology Commercialization Department and has been instrumental in multiple initiatives of the organization including The India Innovation Growth Program (a JV between Lockheed Martin & Ministry of Science & Tech), Millennium Alliance and DRDO-ATAC 877.



**Munishwar Kumar**  
*Director (Independent)*

Munishwar Kumar is a Master's in Business Administration from Thomas Maine USA. As an entrepreneur with experience in global bio-degradable packaging, he has successfully built and managed India's largest moulded fibre packaging company. With a career spanning over 34 years, he has played a key role in strategic planning, business development, executing green field and brownfield projects, financial management, mergers and acquisitions. He enjoys creative work through innovation and thrives in building businesses and achieving profitable growth.



**Jagdeep Hira**  
*Whole Time Director &  
CEO Operations*

A visionary professional with over 30 years of experience in the Pulp & Paper Industry, he has been instrumental in driving organizational growth and value creation. An alumnus of BITS Pilani, he has successfully led large-scale operations, optimized supply chains and built enduring global partnerships with sustainability at the core. His leadership combines foresight, disciplined execution and a strong people-centric ethos, creating meaningful impact across businesses and stakeholders alike.



**Sanjay Khosla**  
*CMO*

An MBA in Marketing, he has more than 30 years of experience in Sales and Marketing, exclusively in the Pulp & Paper industry. He has been with Kquantum for the past 25 years and has been successful in creating a loyal network of 100+ dealers as well as a demand pull for our products in the market.



**Vikram Kumar Khaitan**  
*CFO*

A seasoned Chartered Accountant and Company Secretary with a distinguished career spanning over two decades in the financial sector. With a proven track record in navigating complex financial landscapes, he excels in driving organizational growth, profitability and operational efficiency. His broad experience across diverse manufacturing industries positions him as a solution-oriented professional in financial management, strategic planning, process development, internal controls and corporate governance.



**Prachi Sharma**  
*VP Corporate Strategy*

A seasoned Chartered Accountant with strong business acumen and analytical prowess, having more than 2 decades of experience in consulting and manufacturing industries. Her core area of expertise is Strategic Planning, SWOT Analysis, Finance Management and New Business Development. She is a dynamic leader and has a strong ability of driving Growth and Change Management.



**Suresh Babu**  
*VP Process Excellence*

An experienced industry professional with over 26 years in the Pulp, Paper and Paperboard industry. His career reflects strong technical acumen and strategic oversight, focused on optimizing production processes, enhancing quality control and driving cost efficiency. He has consistently strengthened the operational foundations necessary for scalable growth and long-term competitiveness.

### ORDER BASED MANUFACTURING:

- The production is order based and manufacturing is undertaken after the company receives advance orders from dealers/distributors.
- The company does not operate on fixed SKUs. They service their dealers based on customized order sizes, rather than fixed sizes offered by most of the competitors.

### INVENTORY:

- Inventory of finished goods is low and rarely exceeds three days' production.

### COLLECTION MECHANISM:

- Collection is done strictly within 5 days of date of Invoice.



# COMPANY HISTORY AND MILESTONES

**1980**

Mill established with PM 1 & 2 with a capacity of 30 TPD.

**1988**

PM 3 installed with a capacity of 100 TPD.

**2000**

Debottlenecking done to achieve 40% improved efficiency on output.

**2002**

National Energy Conservation Award conferred by the Government of India.

**2005**

Lignin Precipitation Plant installed in collaboration with a Swiss company.

**2006**

Agro Pulp Mill upgraded to 150 TPD along with the Continuous Digester.

**2007**

Restructuring of ABCL took place, renamed Paper Division as ABC Paper Ltd.

**2018**

Project KORE launched with Accenture for operational excellence. SAP S4 HANA implemented.

**2017**

Specialty Paper launched. Secured ISO 9001, ISO14001, OHSAS 18001, QMS and EMS certifications.

**2015**

Agro Pulp Mill of 200 TPD installed along with ODL Plant.

**2014**

Top Former (Gapcon-Italy) and Size Press (Bellmer, Germany) installed on PM 4.

**2013**

On-site PCC Plant established in collaboration with Specialty Minerals Inc. USA. Production crossed 1,00,000 TPA.

**2012**

The company was renamed Kquantum Papers Limited. Secured FSC® certification since 2011, License Code FSC-C109585.

**2008**

Listed on BSE. PM 4 installed with a capacity of 200 TPD with Chemical Recovery Plant of 200 TPD and Co-Generation Power Plant of 10 MW.

**2019**

Listed on NSE. Production exceeded 1,25,000 TPA.

**2021**

Backward Integration Project completed taking installed paper capacity to 450 TPD. Increased Agro & Wood Pulping Capacity to 365 TPD. Power generation capacity increased by 28 MW. A new chemical recovery Plant of 500 TPD installed.

**2022**

Production capacity crossed 1,50,000 TPA.

**2023**

Record-breaking revenues of INR 13,096 Mn and an EBITDA Margins of 29%. Successfully launched Kupstock (base paper for cups) and Sippis (base paper for straw) as a replacement to single-use plastic.

**2024**

Initiated Artificial Intelligence journey with Project Nirman. Major upgrades undertaken on PM 1 & 2, Power Turbine & Boiler. Commenced Plant Modernization & Capacity Expansion Project with an outlay of INR 7,350 Mn.

**2025**

Surface water approval received from Punjab Government & Water Treatment Plant commissioned. Commissioned Twin Roll Presses at Agro & Hardwood Pulp Mills. Orders placed for upgradation of all Paper Machines, Lime Kiln & Displacement Digester System (DDS).

**2026**

Approval received for enhanced paper production capacity from 450 TPD to 540 TPD. PM 4 upgraded with advanced shoe press, hood and calendering system to improve production, quality, and thermal efficiency. Upgraded PM 1 & 2 with dilution headbox, dryers and calender section for increased production and a diverse range of specialty paper products. On-site PCC Plant upgraded from 25,000 TPA to 50,000 TPA. Recovery Boiler of 200 TPD upgraded from cascade to economiser for improved steam efficiency. Under Project Nirmaan, MACS System stabilized on both Agro & Wood Bleach sections for enhanced pulp yield and reduced cost.



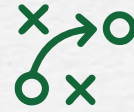
# KEY STRENGTHS



Pan India presence with an extensive network of 100+ dealers



Cost savings through executed backward integration project has led to improved EBITDA margins



Strategic location in Punjab with abundant availability of raw materials such as Wheat Straw, Sarkanda & Bagasse, allows us to get steady supplies at stable prices



Superior product quality and market focus allow us to charge premium price of 5-7% higher than competitors



Largest product portfolio in the Paper Industry covering Maplitho, Copier, Specialty and Creamwove papers



Fully integrated plant infrastructure with technologically upgraded 4 Paper Machines, Agro & Wood Pulp Mill, Chemical Recovery Plant, Co - Gen Power Plant & Effluent Treatment Plant



Raw Materials are perfect substitutes of each other, so not dependent on any single one throughout the year



Established distinguished range of branded products



Long standing relationship with dealers, many associated with the company for over 3 decades



Located near densely populated Northern Region including NCR, a higher paper consumption market



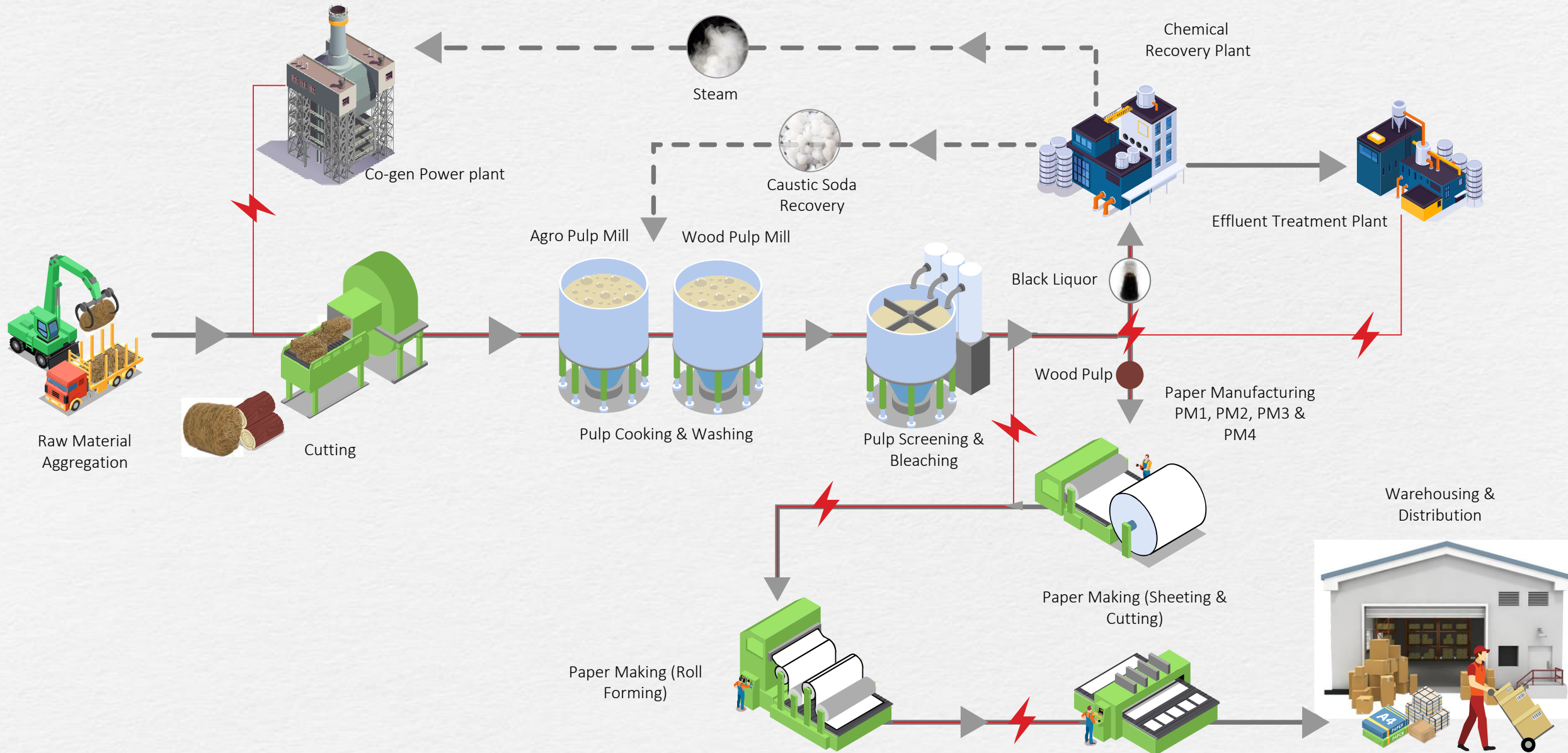
The company aims to augment the Clonal Propagation Center's capacity to produce 1 crore clones annually, covering more than 75,000 acres by 2030 to ensure a sustainable source of wood material



Market-driven sales strategy ensuring timely supplies with minimum inventory backlog catering to diverse needs of our customers



## **OVERVIEW OF CURRENT OPERATIONS**



## Pulping Facilities

## Paper Machines

## Chemical Recovery Plant

## Co-Gen Power Plant

## Segment



## Capacity

**Total Capacity - 365 TPD**

- Agro Based Pulp - 165 TPD
- Wood Pulp - 200 TPD

**Total Capacity - 540 TPD**

- Machine 1 - 65 TPD
- Machine 2 - 75 TPD
- Machine 3 - 115 TPD
- Machine 4 - 285 TPD

**Total Capacity - 700 Solids TPD**

- Recovery Boiler 1 - 200 Solids TPD
- Recovery Boiler 2 - 500 Solids TPD

**Turbines: Total Installed Capacity – 38 MW****Boilers : Total Operational Capacity - 190 TPH**

- Boiler 1 - 60 TPH
- Boiler 2 - 130 TPH

## Description

Kquantum combines its own agro and wood along with imported pulp in order to produce better quality fiber for paper production.

The different configurations of the four paper machines allow Kquantum to manufacture a wide variety of surface-sized, non surface-sized and value-added specialty products.

The Chemical Recovery Plant operates at a high efficiency allowing recovery of over 95% of Caustic, enabling cost reductions, margin improvements and reusing for subsequent pulp production runs.

The state of the art Co-Gen Power Plant ensures uninterrupted steam and power supply to process units. The 130 TPH high pressure CFBC boiler combined with a set of highly efficient extraction cum condensing turbine and an extraction cum back pressure turbine, lead to power generation at very cost effective rates which are much lower than the grid rate.

## Total Capacity: 365 TPD

Agro Pulp - 165 TPD

Wood Pulp - 200 TPD

- The company has eliminated its dependency on Imported Hardwood Pulp as it has become self-reliant in wood raw material, thereby reducing the cost of production.
- There is also a conscious effort to replace imported softwood pulp with In-house wood pulping.
- The increased pulping capacity has led to higher production of paper.



## Total Capacity: 540 TPD

PM 1 - 65 TPD

PM 2 - 75 TPD

PM 3 - 115 TPD

PM 4 - 285 TPD

- The different configurations of the four paper machines allow Kquantum to manufacture a wide variety of surface-sized, non surface-sized and value-added specialty products.
- The recent upgradation & modification of PM 1, 2 & 4 has resulted in increased production capacity along with improvement in quality and expansion of value added product range.



## Total Capacity: 700 TPD of Black Liquor Solids

Recovery Boiler 1 - 200 Solids TPD

Recovery Boiler 2 - 500 Solids TPD

The Chemical Recovery Plant has three major components:

Recovery Boiler

Evaporator

Recausticizing Plant

- The Chemical Recovery Plant comprises of 500 TPD HERB Recovery Boiler supplied by Andritz which is based on SRS Technology, to process caustic from black liquor.
- The plant has significantly increased the steam - to - solid ratio, which in turn improves the efficiency of the overall plant operations.
- The treatment of black liquor through the CRP helps to recover & reuse more than 95% of caustic soda.



## Total Installed Capacity:

Turbines: 38 MW

Boilers: 190 TPH

- In order to be self sufficient for its Power & Steam requirements, Kquantum has a captive Co – Generation Power Plant in which comprises of:
  - Two Boilers of 60 & 130 TPH respectively.
  - Two state-of-the-art turbines totalling an installed capacity of 38MW.
- The Co-Gen Power Plant allows the company to decrease its dependency on the State Power Grid, enabling it to maintain seamless operations at all times along with reduction in power cost.



The company has upgraded existing Effluent Treatment Plant with an objective of meeting the rightful parameters of treated effluent as well as to be 'future ready' to meet all Environmental norms.

Low COD Street-1  
is with Aerobic treatment.

Effluent  
Treatment  
facility had been  
divided into two  
streams

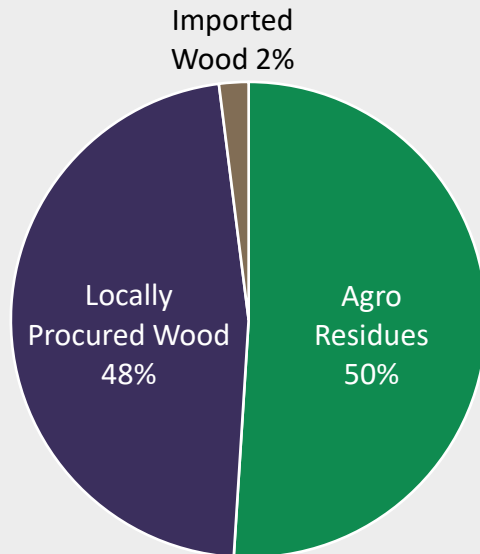
High COD Street-2 is with  
Anaerobic treatment.

The treated effluent is used to irrigate more than 2050 acres of fields in the surrounding villages, through a network of pipelines laid by the Company at its expense.



Kquantum has an integrated Pulping facility with separate Agro Pulping and Wood Pulping streets having a total capacity of 365 MT of pulp per day for paper manufacturing.

Raw Material Mix as of FY26



Kquantum uses the following agro residues in its Agro Pulping Street (165 TPD):

Agro	% Content in Agro Pulp
Wheat Straw	~100%

Wood for Wood Pulping Street (200 TPD) is sourced as follows:

Wood	% Content in Wood Pulp
Wood Chips & Wood Logs	93%
Bamboo	7%

The agro pulp is produced from agro residues, primarily consisting of wheat straw. The wood raw materials are predominantly sourced as wood chips and veneer waste, which are byproducts of the furniture and plywood industries. Additionally, wood is sourced from certified sustainable forestry operations that adhere to rigorous environmental standards.


The company has a collaboration with Tanovis AG for the Lignin Precipitation Plant.



Tanovis AG, is a Swiss company with global operations. It is in the business of providing process technologies & innovative products on lignocellulosic biomass.



Tanovis AG is today known to produce high-purity lignin based renewable products, encompassing industrial, health & nutrition fields.



Set up first-of-its-kind in the world – a full scale Lignin Precipitation System, to separate the non-bio degradable lignin from the black liquor.



The company has a collaboration with Specialty Minerals Inc.



Kquantum, has a first-of-its-kind onsite PCC (Precipitated Calcium Carbonate) Plant, set up in collaboration with Specialty Minerals Inc. The company has recently expanded its Precipitated Calcium Carbonate (PCC) capacity from 25,000 TPA to 50,000 TPA.



**Specialty Minerals Inc., USA** is a multi-national company operating plants in over 20 countries, producing high performance minerals for use in various product manufacturing processes. Today, Specialty Minerals Inc is the world's largest manufacturer of Precipitated Calcium Carbonates.



Precipitated Calcium Carbonate (PCC) manufactured is a high-quality filler used in production of paper.





Social farm forestry programs are green sustainable initiatives undertaken by paper companies in order to contribute to the small and marginal farmers of barren, non fertile land, apart from providing a catalyst to deforestation.

---



Kquantum initiated the Social Farm Forestry Plantation Project over a decade ago at our in-house Clonal Propagation Centre. Under this, we cultivate high-quality clonal saplings including Eucalyptus, Poplar, Casuarina, Melia and Subabul. Till date, we have achieved a milestone of 18,300+ acres of successful plantation.

---



The company aims to augment the Clonal Propagation Center's capacity to produce 1 crore clones annually, covering 75,000 acres by 2030 to ensure a sustainable source of wood material.

---






These initiatives also contribute to securing raw materials within a specific radius hence reducing the overall manufacturing costs as well as ensuring multi year wood availability.

Our extensive product portfolio covers high-quality Agro and Wood based Maplitho, Copier, Specialty and Creamwove papers.



Category	Brands	GSM Range
MAPLITHO	KOSHEEN	52-120
	KOSHEEN CRM	52-120
	KRESTO	52-120
	KOSMO LITHO CRM	52-120
	KOSMO LITHO WHT	52-120
	KOSMO LITHO SPX	52-120
COPIER	K-ONE	65, 68, 70, 75, 80
	KOPIO	65,70,75
	KALEELA*	72
	KONQUER	65,70,75
	KODEXA FS	80
CREAMWOVE	KUANTUM GOLD	42-100
	KUANTUM GOLD HB	42-100
	KAPPA PREMIUM	42-100
	KOPY+	48-90
	KOPY+ HB	48-90
	KUANTUM KORRA	48-90
	KUANTUM KORRA HB	48-90

Brands	GSM Range
KUANTUM BOND	85, 100
KRAYO*	49 - 80
KOSMO LITHO*	60 - 80
KREDA LEDGER	58 - 90
KOSMO CARTRIDGE WHT	60-140
KOSMO CARTRIDGE CRM	60-140
KOSMO PARCHMENT	105
KOSMO STIFFNER	60-175
KOSMO ENFOLD WHT	58 - 115
KOSMO ENFOLD LHT	80 - 105
KOSMO PREMIUM WHT	78 - 140
KOSMO PREMIUM CRM	60 - 140
KOSMO KODEXA	58-90
KOSMO KARD	58 - 200
KOSMO KARD YLO	70-175
KOSMO IVORY	40-80
KOSMO THERMIC	40-80
KOSMO SIPPS	60 - 120
KOSMO KUPSTOCK	60 - 120





Debottlenecking and upgrading plant operations to increase production capacity by ~ 50% and further optimize cost



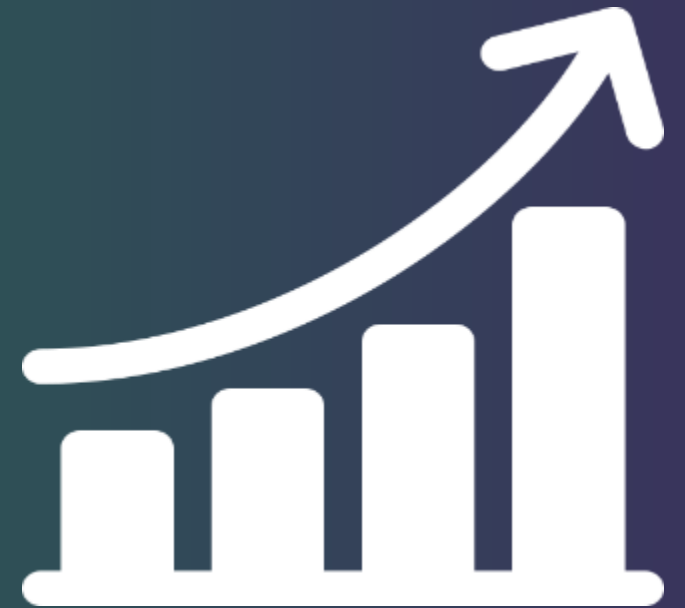
Leveraging single use plastic ban by developing a portfolio of specialty products for a sustainable future



Exploring technology in the specialty / tissue paper segment to diversify product portfolio



Harnessing the power of Industry 4.0 including IoT, AI and cloud computing for operational efficiency and optimal resource utilization



Nurtured foundation learning through Anganwadi development and Montessori Training for teachers.

Donated an ambulance to the Indian Red Cross Society, Hoshiarpur, improving access to critical medical services.

Strengthened skill development with the construction of the automotive and driving skills institute training.

Installed recharge wells under a pilot project at Bhawanigarh for recharging paleo channels and ensuring long-term water security.

Installed 1 KW solar power systems for meritorious students across Hoshiarpur district.

Distributed tricycles to specially abled individuals, enabling greater independence and facilitating active participation in everyday life.

Ensured timely maintenance of water coolers and RO systems installed across villages.

Installed a tube well at Village Paddi Khutti and provided a water storage tank at Village Gandhowal, improving water availability and storage capacity.



Enabled access to quality medical assistance through continued support to a charitable hospital.



Undertook a complete makeover of the Red Cross Drug De-Addiction & Rehabilitation Centre, Hoshiarpur.



Constructed a community hall at Village Saila Khurd, creating a shared space for social gatherings, local events and community engagement.

Improved public spaces and encouraged renewable energy adoption through the installation of solar-powered streetlights.

Distributed high-quality tree clones to local farmers and organised plantation drives to encourage agroforestry adoption and strengthen green cover.

Provided financial support to strengthen Government School Infrastructure.

Constructed streets and laid interlocking blocks across neighboring villages, enhancing connectivity and strengthening community infrastructure.

Provided training and employment opportunities to women from neighboring communities.

Supported the development of sports and recreation infrastructure, including the construction of a park at Village Saila Kalan.

Provided bicycles to school-going girls under Project Kitabghar, helping overcome mobility barriers.





### Sustainability Commitment

Kuantum is deeply committed to sustainability, as reflected in guiding motto.



### Carbon Footprint Reduction

The company has taken significant measures to minimize its carbon footprint through the adoption of eco-friendly practices.



### Water Conservation Priority

Deemed of paramount importance, Kuantum actively reduces fresh water usage through in-plant operations, emphasizing water reuse and recycling.



### Co-Gen Power Plant Biomass Utilization

Biomass used in the Co-Gen Power Plant, including rice husk, wild grass, wood dust, and wheat straw dust, minimizes GHG emissions and decreases reliance on fossil fuels.



### Clonal Propagation Center role in Clonal Cultivation

Kuantum's on-site CPC plays a pivotal role in cultivating superior clones of fast-growing, high-yield pulp wood species like Eucalyptus, Poplar, Casuarina, Melia, and Subabul saplings.



### Social Farm Forestry Program Impact

Clones produced by the Clonal Propagation Centre are distributed to the farming community at subsidized rates, creating an additional source of income and ensuring a future and sustainable supply of wood raw material for the company.



### Wastewater Utilization

Treated wastewater is utilized for irrigating over 2050 acres of farmland in nearby villages.



### Clonal Propagation Center Capacity Augmentation Goal

The company aims to augment the Clonal Propagation Centre's capacity to produce 1 crore clones annually, covering 75,000 acres by 2030 to ensure a sustainable source of wood material.



### Future Water Consumption Reduction Goal

Kuantum aims to reduce its freshwater consumption to below 30 m<sup>3</sup> per tonne of paper in the near future by incorporating best water conservation practices.



### Industry Benchmark in Sustainability

These focused efforts align with Kuantum's objective to set a benchmark in sustainable operations within the Indian Paper Industry.



## **INDUSTRY OVERVIEW**

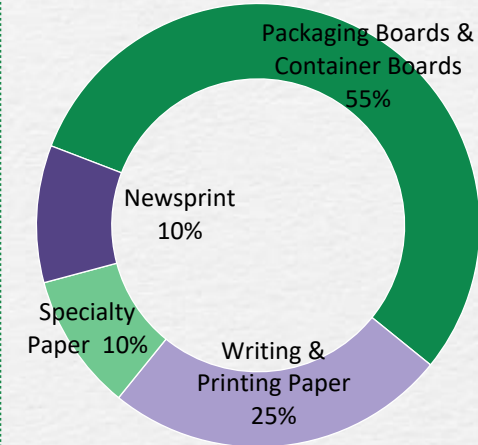
## Global and Domestic Position

- India produces ~5% of global paper and ranks 15th worldwide, with demand expected to reach ~30 mn tonnes by 2027, driven by packaging, e-commerce, FMCG, and education.
- India has ~850 paper mills (2024) producing ~25 mn tonnes/year, expected to rise to ~35 mn tonnes by FY30. Paper and packaging market valued at US\$19.0 bn (2024), growing to US\$21.7 bn by 2033.
- In FY2024-25, installed capacity of paper & paperboard stood at 5.20 mn TPA, production at 4.94 mn TPA; domestic sales 4.41 mn tonnes, exports 0.49 mn tonnes; capacity utilisation 95.03%.

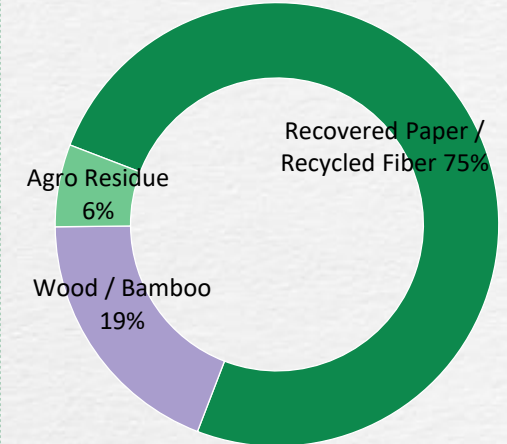
## Market Dynamics

- Import-Export Scenario:**
  - Imports of paper, paperboard & newsprint stood at 1,993 thousand tonnes and exports at 1,164 thousand tonnes in FY2025-26. During Apr-Dec 2025-26, paper trade saw imports of US\$1.46 bn and exports of US\$717 mn — improved market balance and price stabilisation.
  - Coated paper/paperboard (HS 4810) was the largest import category at US\$582 mn (Apr-Dec 2025-26); writing & printing paper (HS 4802) exports reached US\$224 mn (IBEF, Feb 2026).
- Consumption Patterns:** Per capita consumption ~16 kg vs global average of 57 kg. Packaging paper & paperboard consumption grew at 8.2% in 2023-24. Paper packaging market reached US\$19.07 bn as of Aug 2025, growing at 19.48% CAGR to US\$46.43 bn by 2030
- Growth Drivers:**
  - Packaging growing at 22-25% per annum; India's packaging industry valued at ₹7,36,092 crore (US\$84 bn) in 2024, projected to reach ₹12,53,109 crore (US\$143 bn) by 2029 at 11.0% CAGR.
  - E-commerce packaging grew at 15.1% CAGR (2024); flexible packaging market to grow by US\$15.6 bn over 5 years at 12.7% CAGR, driven by FMCG demand. GST on packing paper/cartons/corrugated boxes cut to 5%.
  - Union Budget 2026-27 allocated ₹12.2 lakh crore (US\$139.75 bn) to capex, supporting packaging demand across FMCG, pharma, and e-commerce. Cumulative FDI in Paper & Pulp: ₹10,367.64 crore (US\$1.77 bn) since Apr 2000.
  - Sustainability push: India's green packaging market growing at 7.24% CAGR (2023-28); CSIR's National Mission on Sustainable Packaging Solutions targets a net-zero packaging sector. FSC/PEFC certification increasingly important.
- Environmental Trends:** Higher environmental concerns and increased awareness are driving the substitution of plastic products with paper, presenting new opportunities for the industry.

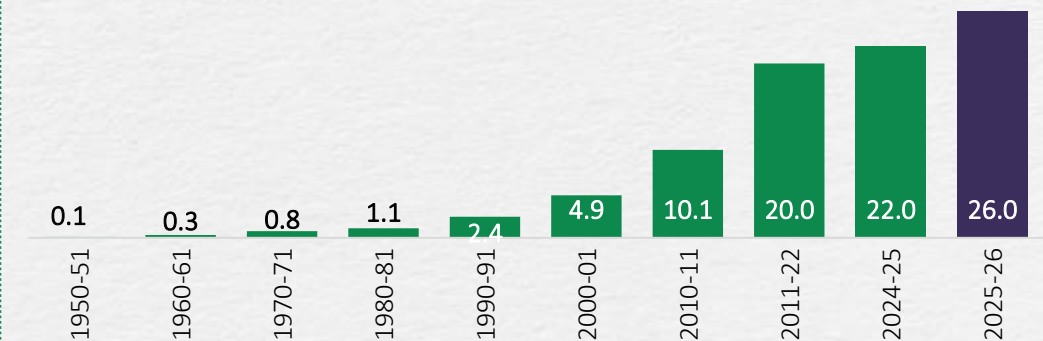
### Domestic Market Share %



### Estimated Production in Terms of Raw Materials Used %



### RISING PRODUCTION OF PAPER INDUSTRY (INR MN)



Sources: ICRA, IPMA, IBEF, Pulp & Paper Times, Businessesbase, Indexbox



## **FINANCIAL OVERVIEW**

# HISTORICAL INCOME STATEMENT

PARTICULARS (INR Mn)	FY23	FY24	FY25	FY26
Operational Income	13,096	12,113	11,070	10,932
Total Expenses	9,304	8,783	8,644	9,314
EBITDA	3,792	3,330	2,426	1,618
<i>EBITDA Margins (%)</i>	<i>28.96%</i>	<i>27.49%</i>	<i>21.92%</i>	<i>14.80%</i>
Other Income	36	56	61	65
Depreciation	454	482	540	653
Finance Cost	710	428	393	464
Exceptional Items	634	-	-	-
PBT	2,030	2,476	1,554	566
Tax	668	638	402	146
Profit After Tax	1,362	1,838	1,152	420
<i>PAT Margins (%)</i>	<i>10.40%</i>	<i>15.17%</i>	<i>10.41%</i>	<i>3.84%</i>
Other Comprehensive Income	(5)	(6)	(2)	(2)
Total Comprehensive Income	1,357	1,832	1,150	418
Diluted EPS (INR)	15.60	21.07	13.20	4.81

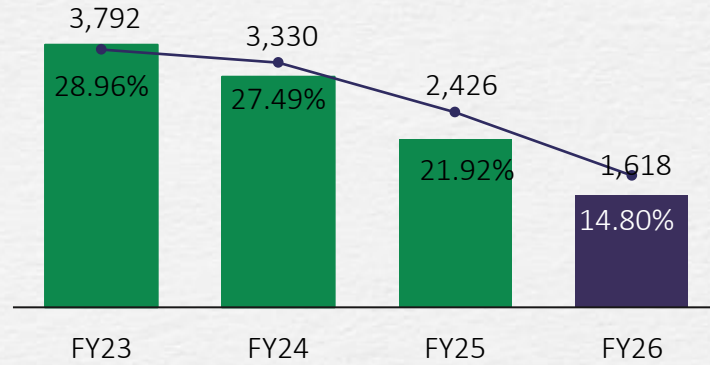
ASSETS (INR Mn)	FY24	FY25	FY26
<b>Non-Current Assets</b>			
Property, plant and equipment	14,678	16,013	18,099
Right of use assets	-	-	99
Capital work-in-progress	415	1,552	2,625
Investment property	74	72	71
Other intangible assets	-	101	107
Intangible assets Under development	4	11	8
Financial assets			
• Investments	-	-	10
• Other financial assets	39	49	108
Income tax assets (net)	16	16	77
Other Non-current assets	585	601	229
<b>Total Non-Current Assets</b>	<b>15,811</b>	<b>18,415</b>	<b>21,433</b>
<b>Current Assets</b>			
Inventories	1,128	1,262	1,314
Financial assets			
• Trade receivable	342	391	443
• Cash and Cash equivalents	706	92	409
• Other bank balances	73	122	76
• Others financial assets	28	10	8
Other current assets	789	836	306
<b>Total Current Assets</b>	<b>3,066</b>	<b>2,713</b>	<b>2,556</b>
<b>Total Assets</b>	<b>18,877</b>	<b>21,128</b>	<b>23,989</b>

EQUITY & LIABILITIES (INR Mn)	FY24	FY25	FY26
<b>Equity</b>			
Equity share capital	87	87	87
Other equity	11,151	12,040	12,196
<b>Total Equity</b>	<b>11,238</b>	<b>12,127</b>	<b>12,283</b>
<b>Liabilities</b>			
<b>Non-Current Liabilities</b>			
Financial liabilities			
• Borrowings	3,070	4,027	5,897
• Lease liabilities	-	-	89
• Other financial liabilities	247	262	274
Deferred tax liabilities (net)	1,257	1,400	1,545
Deferred income	46	43	41
<b>Total Non-Current Liabilities</b>	<b>4,620</b>	<b>5,732</b>	<b>7,846</b>
<b>Current Liabilities</b>			
Financial Liabilities			
• Borrowings	2,055	2,509	2,701
• Lease liabilities	-	-	10
• Trade payables	569	419	640
• Other financial liabilities	233	266	471
Other current liabilities	77	55	35
Provisions	1	-	-
Deferred income	3	3	3
Current tax liabilities (net)	81	17	-
<b>Total Current Liabilities</b>	<b>3,019</b>	<b>3,269</b>	<b>3,860</b>
<b>Total Liabilities</b>	<b>7,639</b>	<b>9,001</b>	<b>11,706</b>
<b>Total Equity and Liabilities</b>	<b>18,877</b>	<b>21,128</b>	<b>23,989</b>

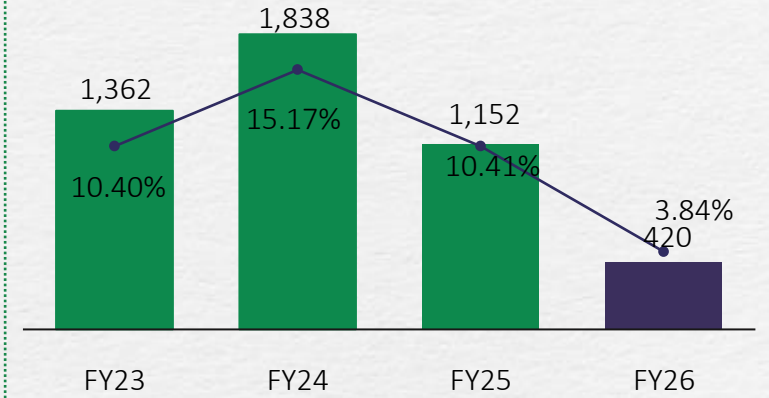
Operational Revenue (INR Mn)



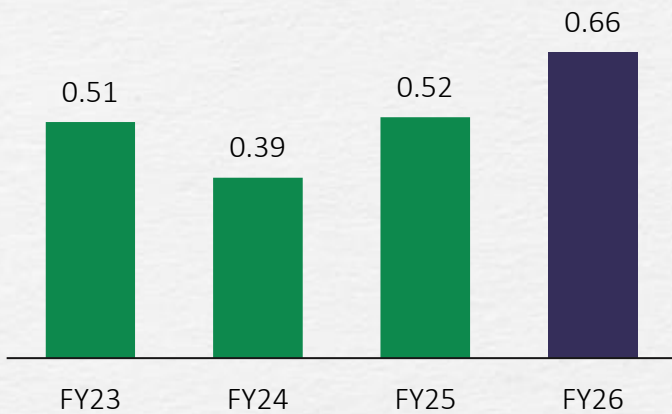
EBITDA (INR Mn) &amp; EBITDA Margin (%)



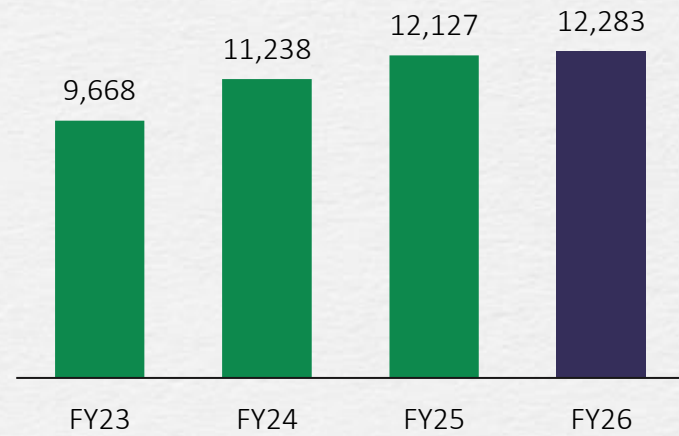
PAT (INR Mn) &amp; PAT Margins (%)



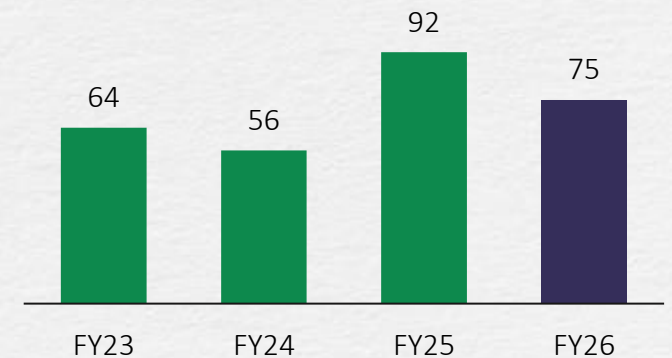
Net Debt to Equity (x)

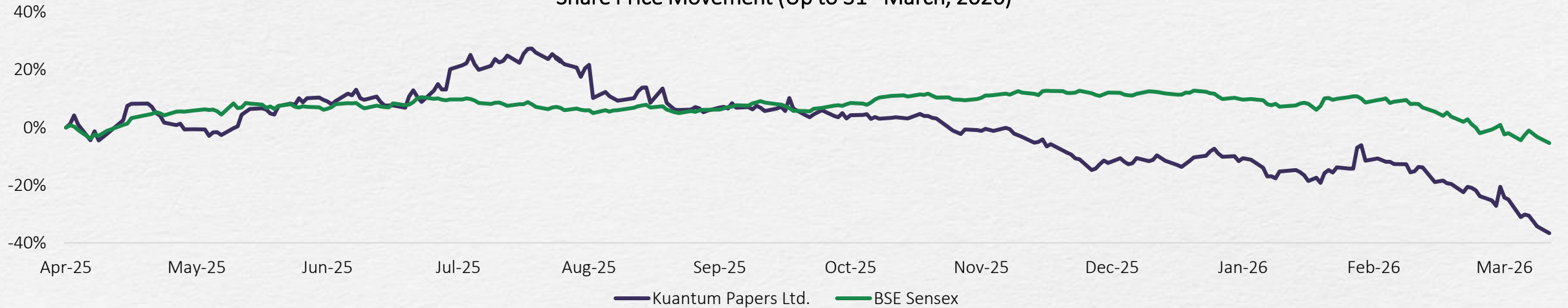


Net Worth (INR Mn)



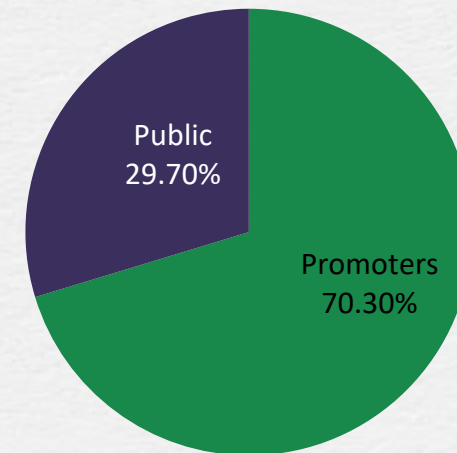
Cash Conversion Cycle



Share Price Movement (Up to 31<sup>st</sup> March, 2026)Price Data (31<sup>st</sup> March, 2026)

INR

Face Value	1.0
Market Price	66.1
52 Week H/L	134.3/65.5
Market Cap (INR Mn)	5,767.3
Equity Shares Outstanding (Mn)	87.3
1 Year Avg Trading Volume ('000)	65.9

Shareholding Pattern as on 31<sup>st</sup> March, 2026

No representation or warranty, express or implied, is made as to, and no reliance should be placed on, the fairness, accuracy, completeness or correctness of the information or opinions contained in this presentation. Such information and opinions are in all events not current after the date of this presentation. Certain statements made in this presentation may not be based on historical information or facts and may be "forward looking statements" based on the currently held beliefs and assumptions of the management Kuantum Papers Limited ("Company" or "Kuantum Papers Ltd."), which are expressed in good faith and in their opinion reasonable, including those relating to the Company's general business plans and strategy, its future financial condition and growth prospects and future developments in its industry and its competitive and regulatory environment.

Forward-looking statements involve known and unknown risks, uncertainties and other factors, which may cause the actual results, financial condition, performance or achievements of the Company or industry results to differ materially from the results, financial condition, performance or achievements expressed or implied by such forward-looking statements, including future changes or developments in the Company's business, its competitive environment and political, economic, legal and social conditions. Further, past performance is not necessarily indicative of future results. Given these risks, uncertainties and other factors, viewers of this presentation are cautioned not to place undue reliance on these forward-looking statements. The Company disclaims any obligation to update these forward-looking statements to reflect future events or developments.

This presentation is for general information purposes only, without regard to any specific objectives, financial situations or informational needs of any particular person. This presentation does not constitute an offer or invitation to purchase or subscribe for any securities in any jurisdiction, including the United States. No part of it should form the basis of or be relied upon in connection with any investment decision or any contract or commitment to purchase or subscribe for any securities. None of our securities may be offered or sold in the United States, without registration under the U.S. Securities Act of 1933, as amended, or pursuant to an exemption from registration there from. This presentation is confidential and may not be copied or disseminated, in whole or in part, and in any manner.

**Valorem Advisors Disclaimer:**

Valorem Advisors is an Independent Investor Relations Management Service company. This Presentation has been prepared by Valorem Advisors based on information and data which the Company considers reliable, but Valorem Advisors and the Company makes no representation or warranty, express or implied, whatsoever, and no reliance shall be placed on, the truth, accuracy, completeness, fairness and reasonableness of the contents of this Presentation. This Presentation may not be all inclusive and may not contain all of the information that you may consider material. Any liability in respect of the contents of, or any omission from, this Presentation is expressly excluded. Valorem Advisors also hereby certifies that the directors or employees of Valorem Advisors do not own any stock in personal or company capacity of the Company under review.

**For further details, please feel free to contact our Investor Relations Representatives:**



**Mr. Anuj Sonpal**

**Valorem Advisors**

Tel: +91-22-3507 5100

Email: [anuj@valoremadvisors.com](mailto:anuj@valoremadvisors.com)

Investor Kit Link : <https://www.valoremadvisors.com/kuantum>



**Thank You**