



KP Green Engineering Limited

A COMPANY TO SOLVE THE DIFFICULTIES

CIN: L40100GJ2001PLC039763



KPGE/INV/PPT/H2FY26/123

Date: May 08, 2026

BSE Limited

Phiroze Jeejeebhoy Towers,
Dalal Street,
Mumbai - 400001

Scrip Code: 544150

Sub.: Investor Presentation / Key highlights for the half year and year ended March 31, 2026

Dear Sir,

Apropos the captioned subject, please find attached herewith the Investor Presentation along with the key performance highlights for the half year and year ended March 31, 2026.

This is for your information and records.

Thanking You,

Yours faithfully,

For KP Green Engineering Limited

Muinulhaque Iqbalhusen Kadva

Whole Time Director

DIN: 07661317

Encl.: a/a



Registered Office :

'KP House', Near KP Circle, Opp. Ishwar Farm Junction BRTS, Canal Road, Bhatar, Surat – 395017, Gujarat, India.
Telephone No : 0261-2244757 | Fax No. : 0261-2234757 | E-mail : info@kpgroup.co

Factory Office :

(1) Survey No. 340/341/342/343/347, Village- Matar, Taluka - Amod, Dist. Bharuch -392035, Gujarat, India.
(2) 146-147, Ekalbara Road, Dabhasa, Ta - Padra, Dist. - Vadodara - 391440, Gujarat, India.

Telephone No : 0266-2244112 | E-mail : sales.brd@kpgroup.co

Website : www.kpgreenengineering.com | BSE SME Listed Company

KP GREEN ENGINEERING LTD.

EARNINGS PRESENTATION
MARCH 2026





Inside the Presentation

Highlights

03-10

Company Snapshot	03
Business Highlights	04
Market Expansion	05
Financial Highlights	06-10

Growth Strategy

11-13

Strong Execution & Strategic Expansion	11
Growth Rationale	12
Adding Valuable Experience, Strategy & Skills	13

Management

14-15

Board of Directors	14
Key Personnel	15

Company Overview

16-23

Company Overview	16
Integrated Infrastructure – Ecosystem	17
Industries that we serve	18
Existing Products	19
Future Product Lines	20
Sustainable Galvanizing: ESG-Aligned Engineering at Matar	21
We Are Committed To “Zero Accidents”	22
Market Statistics	23

About KP Group

24-29

KP Group Key Entities	24
About KP Group	25
Humanitarian Services – Driven by Passion, Not Obligation	26
Vision, Mission & Values	27
Contact Us	28
Disclaimer	29

Company Snapshot

₹1,250
CRORE

TOTAL INCOME

₹136
CRORE

PROFIT AFTER TAX

₹2,468
CRORE

MARKET
CAPITALIZATION
(AS ON MAY 07, 2026)

₹1,831
CRORE

ORDERBOOK IN
HAND AS ON 31ST
MARCH 2026

4,00,500
MTPA

TOTAL
MANUFACTURING
CAPACITY

~55
ACRES

MANUFACTURING
FACILITY FOOTPRINT
AT MATAR

23
PRODUCTS

CATERING
TO DIFFERENT
SECTORS

ASIA'S
LARGEST

HOT DIP GALVANIZING
PLANT (CAPACITY
90,000+ MT/PA)
INSTALLED AND
OPERATIONAL

CREDIT RATING
(ICRA A- STABLE)

FIRST RATING
FROM ICRA :
A- STABLE

KP GREEN ENGINEERING LTD.

Matar Manufacturing Unit
and Office - [Click here](#)



Matar Manufacturing Facility

Business Highlights



OUR FACILITIES

Manufacturing **3,10,500**
MTPA

Galvanizing **90,000**
MTPA

Total **4,00,500**
MTPA



NATRAX CERTIFICATION

W-Beam and Thrie-Beam Crash Barriers successfully passed testing at NATRAX at FIRST ATTEMPT – validating engineering strength & enhances credibility.

▶ [Click here for the full video](#)

Major PSU Empanelment



POWER & TRANSMISSION

- **GETCO** - Gujarat Energy Transmission Corporation Ltd.
- **RVPN** - Rajasthan Rajya Vidyut Prasaran Nigam Ltd.
- **CSPTCL** - Chhattisgarh State Power Transmission Company Ltd.
- **MSPTCL** - Maharashtra State Power Transmission Company Ltd.
- **AP-TRANSCO** - Andhra Pradesh Power Transmission Corporation Ltd.
- **PSPCL** - Punjab State Power Corporation Ltd.
- **MPPTCL** - Madhya Pradesh Power Transmission Company Ltd.
- **PSTCL** - Punjab State Transmission Corporation Ltd.
- **NTPL** - Nabinagar Power Generating Company Private Ltd.



TELECOM & COMMUNICATION

• **BSNL** - Bharat Sanchar Nigam Ltd.



ROADS, HIGHWAYS & PUBLIC INFRASTRUCTURE

- **NHAI** – National Highways Authority of India
- **R&B** - Roads and Buildings Department, Gujarat
- **UPPWD** – Uttar Pradesh Public Works Department
- **MPPWD** – Madhya Pradesh Public Works Department
- **VMC** - Vapi Municipal Corporation
- **GIDC** – Gujarat Industrial Development Corporation



RAILWAYS

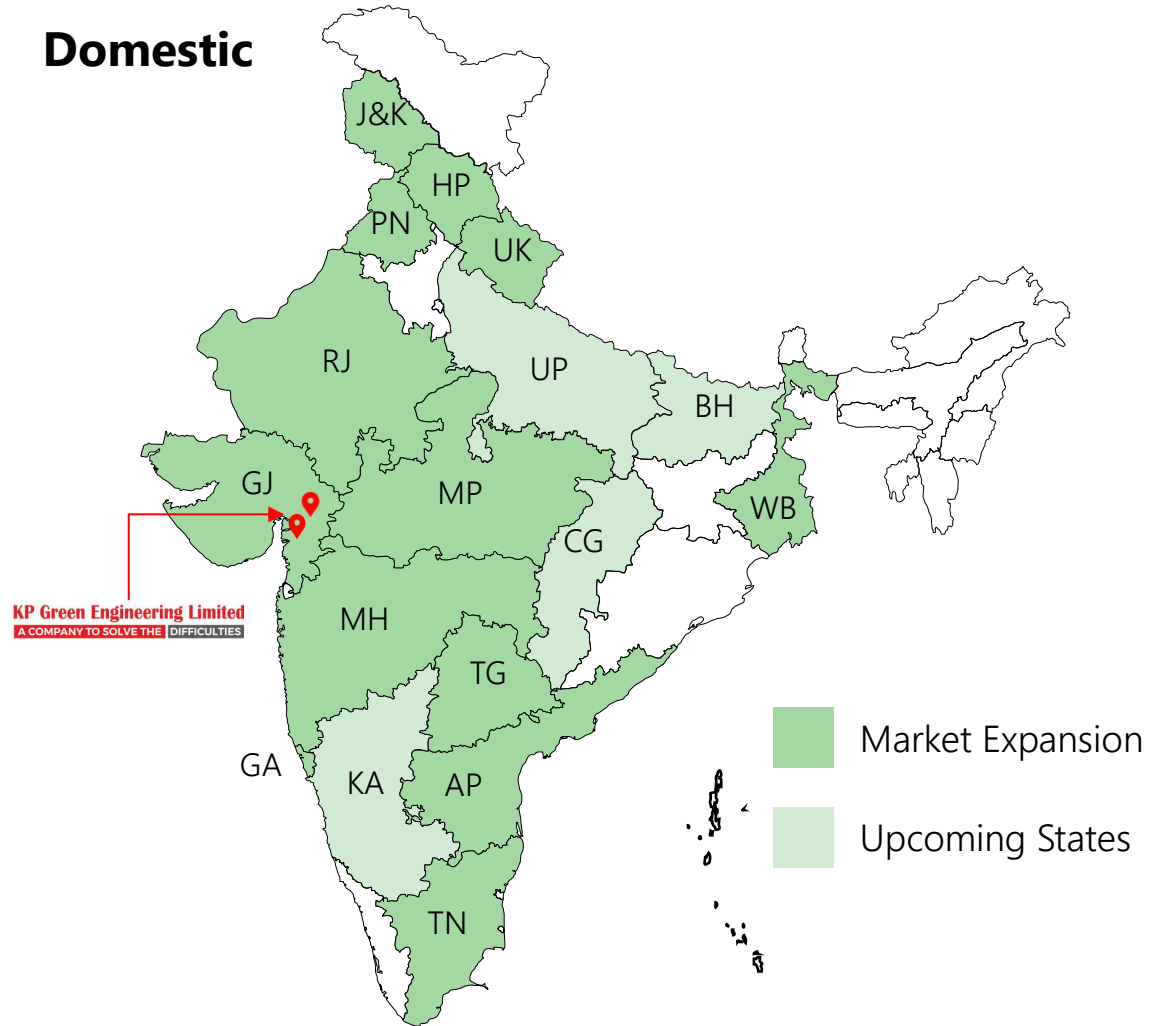
- **WR** - Western Railways
- **RDSO** – Research Designs & Standards Organisation

MTPA = Metric tonnes per annum

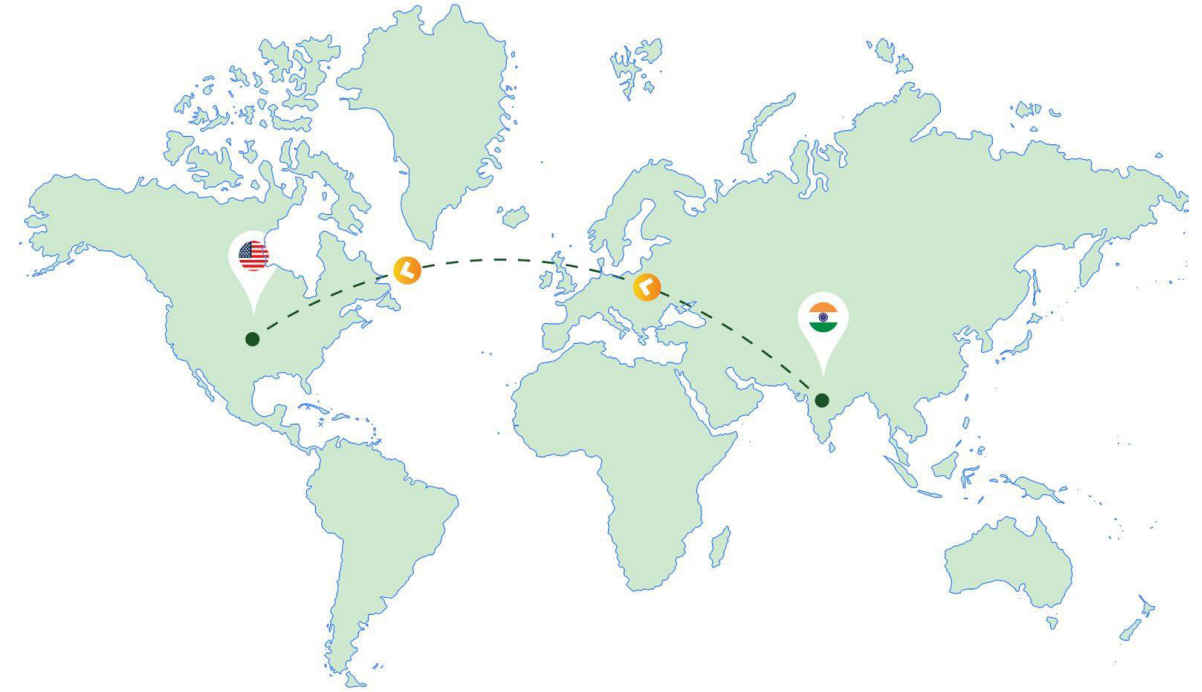


Market Expansion

Domestic



International

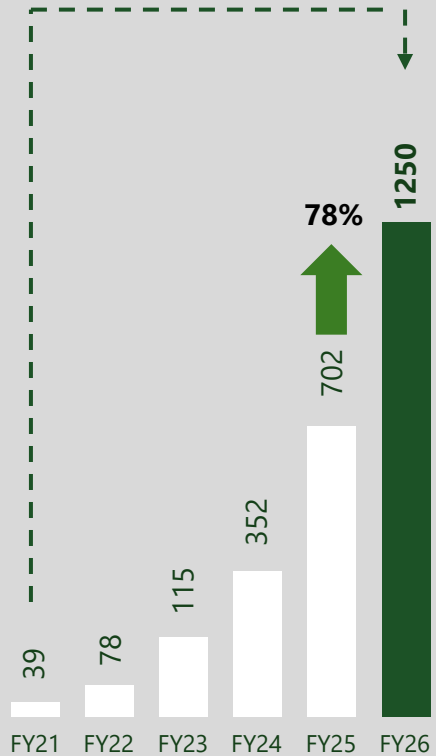




Exceptional Growth Year on Year

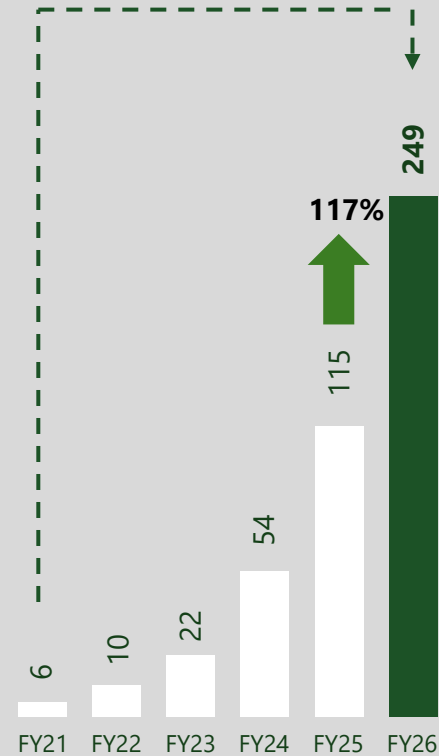
TOTAL INCOME (₹ IN CR)
CAGR

+100%



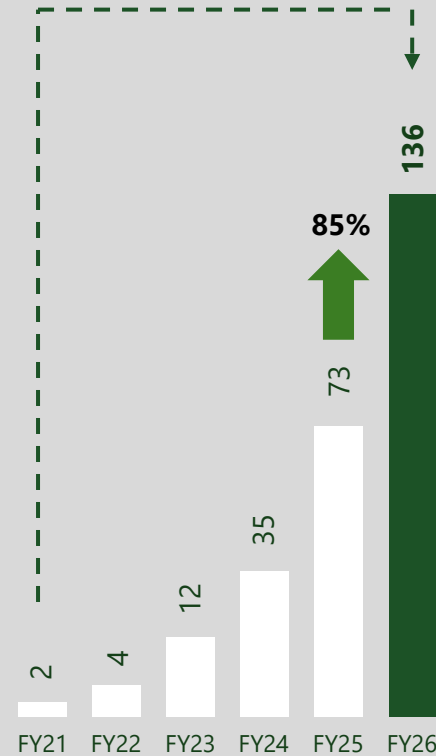
EBITDA (₹ IN CR)
CAGR

+111%



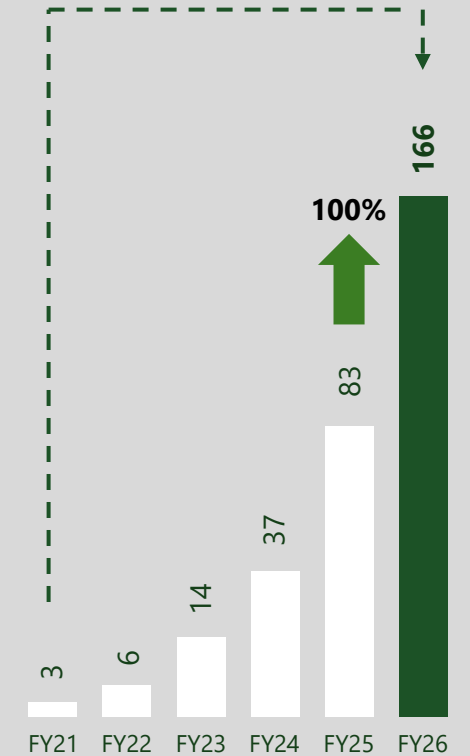
PAT (₹ IN CR)
CAGR

+136%



CASH PROFIT (₹ IN CR)
CAGR

+119%






Financial Highlights – H2FY26

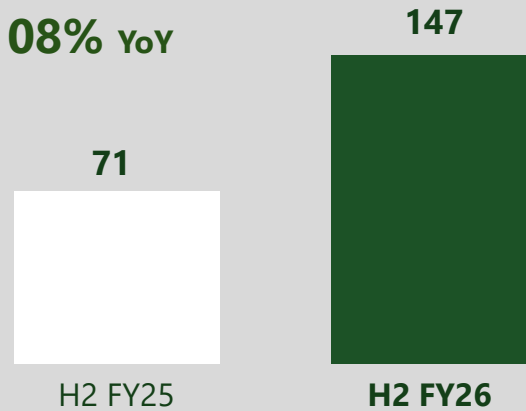
TOTAL INCOME (₹ IN CR)

+64% YoY




EBITDA (₹ IN CR)

+108% YoY




PAT (₹ IN CR)

+68% YoY




EPS (₹/Share)

+68% YoY



Cash Profit (₹/Share)

+87% YoY



Income Statement Summary (Consolidated)

(₹ IN Cr)

Particulars	H2FY26 (Audited)	H2FY25 (Audited)	YoY% change	FY26 (Audited)	FY25 (Audited)	YoY% change
REVENUE FROM OPERATIONS	713	432	65%	1246	695	79%
TOTAL INCOME	714	436	64%	1250	702	78%
TOTAL OPERATING EXPENSE	567	365	55%	1001	587	70%
EBITDA	147	71	108%	249	115	117%
EBITDA %	21%	16%	-	20%	16%	-
INTEREST COST	26	4	568%	41	9	365%
DEPRECIATION AND AMORTISATION	16	3	347%	23	6	298%
PROFIT BEFORE TAXES	106	63	67%	184	100	85%
PROFIT AFTER TAXES	77	46	68%	136	73	85%
PAT %	11%	11%	-	11%	10%	-
EPS (₹)	15.4	9.2	68%	27.1	14.7	85%

Note: All figures except for EPS have been rounded to the nearest integer. Percentage growth has been calculated based on absolute values.

78% ↑

FY26 Total Income
₹1250 Crore as
 compared to **₹702
 Crore** in FY25

117% ↑

FY26 EBITDA at **₹249
 Crore** as compared
 to **₹115 Crore** in
 FY25

85% ↑

FY26 PAT at **₹136
 Crore** as compared
 to **₹73 Crore** in FY25

Balance Sheet Summary (Consolidated)

(₹ IN Cr)

Particulars	FY26 (Audited)	FY25 (Audited)
SHAREHOLDERS FUND	458	324
NON-CURRENT LIABILITIES : A + B	136	27
(A) Long Term Loans	35	13
(B) Other Liabilities	101	14
CURRENT LIABILITIES	993	383
TOTAL	1587	734
FIXED ASSETS	556	219
OTHER NON-CURRENT ASSETS	99	39
CURRENT ASSETS	932	476
TOTAL	1587	734

Note: All figures except for EPS have been rounded to the nearest integer. Percentage growth has been calculated based on absolute values.

154% ↑

FY26 - Fixed Assets at **₹556 Crore** as compared to **₹219 Crore** in FY25

41% ↑

FY26 - Net Worth at **₹458 Crore** as compared to **₹324 Crore** in FY25

Cashflow Sheet Summary (Consolidated)

(₹ IN Cr)

Particulars	FY26 (Audited)	FY25 (Audited)
Cash Flow from Operating Activities	155	19
Cash Flow from Investing Activities	(366)	(197)
Cash Flow from Financing Activities	205	30
Net Increase / (Decrease) in Cash and Cash Equivalents	(5)	(148)
Cash and Cash Equivalents at the beginning of the year	14	162
Cash and Cash Equivalents at the end of the year	9	14

709% ↑

FY26 – Cash Flow from Operating Activities at **₹155 Crore** has considerably improved from **₹19 Crore** in FY25

Note: All figures except for EPS have been rounded to the nearest integer. Percentage growth has been calculated based on absolute values.


Strong Execution & Strategic Expansion – Leading to Sustainable Growth.

KP Green Engineering has successfully commissioned facilities across committed verticals and is expanding into new high-growth product segments / sectors.

Facilities / Expansion Completed During The Year









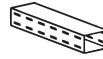



Strong Foundation Built Across Core Businesses

➔



Asia's largest Galvanizing Kettle








90,000 MTPA

 Transmission & Distribution	 Pre-Engineering Building	 Tube Mill	 Telecom Tower
 Railway & Highway Bridge	 Pole & Lighting Structure	 Solar MMS, Tracker	 Windmill Lattice Tower
 Cable Tray	 Crash Barriers (W & Thrie Beam)	 Pooling Sub-Station Development	 Isolator

Future Expansion

Strategic Expansion Into High-potential Segments

➔

 Cable & Conductor	 Hot Rolling Mill	 Container Manufacturing	 OnShore Tubular Tower	 Magni & Fastner	 Aluminium Extrusion	 OffShore Tubular Tower
---	---	---	---	---	---	--



Growth Rationale

01

Strong Leadership

Founded by Dr. Faruk G Patel, the company benefits from experienced leadership and a professional team with a solid track record in renewable energy and infrastructure sectors, leveraging KP Group's expertise in operations.

02

Robust Execution Capabilities

With multiple manufacturing facilities in Bharuch, Gujarat, and the plans for expansion, KP Green Engineering showcases strong execution capabilities and growth potential with the adoption of state-of-the-art facilities together with the latest technology.

03

Consistent Financial Growth

The company has shown consistent strong financial performance, with significant revenue and profit growth over the recent years.

04

Diversified Business Strategy

The company has been diversifying its product and service portfolio across high-growth sectors including renewable energy, power & transmission, telecommunications, railways, highways, chemicals and infrastructure, alongside its entry into the EPC segment and development of products for defense applications.



Adding Valuable Experience, Strategy & Skills



At KP Group, we are empowering our unskilled and less educated workforce to become technology-enabled. Together, we're building a smarter, stronger, and future-ready team.



Training on Safety preparedness organized jointly by KP Group, Ministry of New and Renewable Energy (MNRE) and Skill India Mission at Matar.



Board of Directors



Dr. Faruk G. Patel

CHAIRMAN AND
NON-EXECUTIVE DIRECTOR



Mr. Muinulhaque Kadva

WHOLE-TIME DIRECTOR



Mr. Hassan Faruk Patel

WHOLE-TIME DIRECTOR



Mr. Amit Khandelwal

NON-EXECUTIVE DIRECTOR



CA Ekta Sanghavi

INDEPENDENT DIRECTOR



Dr. Tejpalsingh Bisht

INDEPENDENT DIRECTOR
(EX-IPS)



Dr. Indu Rao Kaveti

INDEPENDENT DIRECTOR



Mr. Satya Gopal

INDEPENDENT DIRECTOR
(EX-IAS)



Key Personnel



Dr. Alok Das
GROUP CEO



Mr. Pravin Singh
CFO



Mr. Salim Yahoo
GROUP CFO



CA Ashfak Khan
CHIEF ACCOUNT OFFICER



Mr. Sarfaraz Patel
VP PROJECTS



Mr. Ashish Jaiswal
VP BUSINESS
DEVELOPMENT



Mr. Kalpesh Shah
VP - PROJECTS



Mr. Sirish Thakkar
VP BUSINESS
DEVELOPMENT



CS Saurabh Sharma
COMPANY SECRETARY AND
COMPLIANCE OFFICER

Company Overview

KP Green Engineering Limited, was established in 2001 by Dr. Faruk G. Patel and has since evolved to capitalize on opportunities across renewable energy and infrastructure sectors, delivering integrated single-window solutions.


As a pioneer in integrated design, engineering and manufacturing of steel structures, KP Green Engineering Limited offers a diverse array of solutions under one roof. The manufacturing facilities are highly automated with latest technology feature across all products. The company has installed Asia's largest hot dip galvanizing plant, high speed CNC machinery, laser and plasma machines for precision cutting, robotic welding applications and other state of the art technologies.

The company has achieved a substantial market presence across multiple sectors viz. renewable, power & transmission, telecommunications, railways, chemicals, roads, highways and infrastructure. The company's in-house core product engineering team is exploring new products such as offshore / onshore tubular towers, Hot Rolling Mill, Aluminum Extrusions etc.

Aligned with India's growth in renewable energy and infrastructure, the company's objective is to actively contribute to the nation's development by leveraging our advanced capabilities and industry expertise to drive sustainable progress.



Integrated Infrastructure – Ecosystem



Industries that we serve



01 Renewables



02 Power and Transmission



03 Telecommunication / Kavach



04 Railways



05 Urban and Rural Infrastructure



06 Engineering Infrastructure

Existing Products



Module Mounting Structure (FF) – Fixed Tilt and Solar Tracker Design



Windmill Lattice Tower



Cable Tray & Earthing Material



Pooling Sub-Station Development



Pre-Engineered Building



Transmission Line Tower



Metal Beam Crash Barriers For Highway & Railway



Data Centre Building



Torque Tube Mill For Solar Tracker Project



Transmission Monopole



Telecom Tower



High Mast & Lighting Pole



Railway and Highway Bridge



Foot Over Bridge (FOB)



Rail Over Bridge (ROB)

Future Product Lines



Container Manufacturing



Aluminium Extrusion



Onshore Tubular Tower



Fastners – Magni coating



Cable & Conductors



Hot Rolling Mill



Offshore Tubular Tower

Sustainable Galvanizing: ESG-Aligned Engineering at Matar

GALVANIZING KETTLE



THE 100% ENCAPSULATED GALVANIZING PROCESS AT THE MATAR FACILITY MARKS A SIGNIFICANT STEP IN MODERNIZING ENGINEERING WHILE MEETING GLOBAL ESG STANDARDS.

1. 100% Encapsulated Process

- Captures fumes generated during **pickling and dipping** operations.
- Neutralization of acidic vapors through **Scrubber Systems** before release.
- Retains heat, reducing energy required for the **450°C zinc bath**.
- Improves **worker safety** against splashes and harmful emissions supporting workforce safety

2. Integration of Green Energy

- Transitioning from fossil fuels to **Green Hydrogen** for galvanizing kettle heating.
- Targets Net Zero fabrication by **reducing CO₂ emissions** at source.
- Supports cleaner and sustainable manufacturing operations.

3. ESG and Sustainability Impact

- Operates on **Zero Liquid Discharge** principles with water recycling systems.
- Recovers and **reprocesses zinc dross** and other by-products.
- Supports **circular economy** through waste reutilization.
- Enhances steel life, **reducing long-term lifecycle carbon footprint**.



We are committed to 'Zero Accidents'

Journey towards excellence in Safety & Health of employees



OH&S (Occupational Health and Safety) Management System

Standard Operating Procedures defined for high-risk jobs



Emergency Planning

Evacuation plans and regular drills



PPE (Personal Protective Equipment)

Mandatory adoption of PPE for all employees as well as visitors



Process Safety

Developed Center of Excellence on standardized procedures





Market Statistics

SHAREHOLDING SUMMARY FOR KP GREEN ENGINEERING LIMITED



66.61%
Promoter

33.39%
Public

Shareholding Data as on 31st March 2026

₹ 2,468 Cr

MARKET CAPITALIZATION

₹ 627

52 WEEK HIGH

544150

BSE SCRIP CODE

5 Cr

SHARES OUTSTANDING



Scan QR Code for more
information on BSE webpage of
KP Green Engineering Ltd.

(As on May 07, 2026)

KP Group Key Entities



KP Green Engineering Limited

A COMPANY TO SOLVE THE DIFFICULTIES

BSE – SME Listed Company

KP Group's flagship steel structure design, engineering & fabrication and galvanization arm, manufacturing 23 products across renewable energy and infrastructure sectors. The Company's plant at Matar houses Asia's largest kettle for galvanizing, which has now been operationalized



KPI Green Energy Limited

NSE, BSE Listed Company

A leading Indian renewable energy firm, KPI Green develops, owns, and operates large-scale solar and hybrid power plants, supplying clean electricity to commercial and government clients via its IPP and captive project models



KP ENERGY LIMITED

NSE, BSE Listed Company

KP Energy Limited is India's top wind project developer, specializing in Balance of Plant (BoP) turnkey solutions, and owning/operating wind and hybrid assets across India with a robust project execution track record



KPI GREEN HYDROGEN AND AMMONIA PRIVATE LIMITED

(Hydrogen & Ammonia Vertical of KP Group)

This company develops and plan to operate green hydrogen and ammonia plants, using renewable energy (solar, wind) for zero-emission fuel, supporting India's clean energy transition and industrial decarbonization



About KP Group

KP Green Engineering is the leading Sustainable Design, Engineering, Fabrication & Galvanization company catering to renewable energy and infrastructure sector



One of the Leading Conglomerates in Renewable Energy Market

The Group is one of the fast-growing companies in India by Turnover and Profits.

The Group aims, and is contributing to nation's renewable energy sector.



History of Wealth Creation of KP Group

KP Energy: Listed on BSE SME in 2016, migrated to the Main Board by 2018, Listed on NSE in 2024.

KPI Green Energy: Listed on BSE SME in 2019, advanced to BSE Main Board and NSE in 2021.

KP Green Engineering: Flagship KP Green Engineering, founded 2001, listed on BSE SME in 2024.



Renewable Energy Portfolio Size

2.5+ GW Cumulative Green Energy installed.

Ambitious Target of 10+ GW by Year 2030.

Total CO₂ emissions saved till date amounts over 59 Lakh MT.



First Generation Entrepreneur

Dr. Faruk G. Patel, CMD is the driving force behind the success of KP Group since 1994.

Humanitarian Services Driven by Passion, Not Obligation



- 30 Students Benefit from the Official Launch of Urja Noor Scholarship in Botswana

- KPHDF, along with Servokon, Delhi, launches coaching and interview preparation programs for Civil Services examinations, benefiting 12 students
- KP Group Successfully Conducts 3rd PI-UBA STTP for 50 ITI Students at SVNIT Surat
- 1,700+ students from 110 schools benefited through initiatives spanning primary education.
- 92 students under the Urja Noor Scholarship Programme have successfully completed their first semester

EDUCATION



- Strengthening Healthcare: KP Human Foundation supports Zainab Hospital with Ventilator Donation
- Medicare Rahat Pharmacy launched in Vagara by Vohra Patel Progressive Trust & KP Group

HEALTH



- KP Human Development Foundation, Surat, organized an awareness program on menopause and cancer on the occasion of International Women's Day, with the participation of 300 beneficiaries.

- In collaboration with PP Savani Group, KP Group extended a special gesture by sponsoring a memorable Manali trip and Umrah Tour for newly married couples.

OTHERS



- Distribution of 83 Assistive Devices in Divyang Assistance Camp – “Empowering the Dependent to Become Self-Reliant” An initiative by Chaydo (Surat Manav Seva Sangh) in collaboration with KP Human.

- Hon'ble Deputy Chief Minister's Birthday Marked With a Compassionate Care Initiative for Child Patients by KP Human Development Foundation



- Warmth with Care: Sweater-Jacket Distribution for 250+ Primary School Students in Velvad Village.

HELPING HANDS



Backed by the generous support of KP Human Development Foundation participation in the National and International Badminton Tournament marked a significant milestone.

SPORTS



Vision

Powering INDIA
by the power of
Nature



Mission

Accelerate the adoption of renewable technology across India to conserve Our environment and provide an environment friendly and sustainable source of energy through economical and sustainable solar renewable energy generating models for our customers and thereby transit them from fossil fuel energy to renewable energy



Values

Ethical

1

Equal Opportunity to all

2

Respect for the individual

3

Transparent

4

Respect for Diversity

5

Environmentalism

6

Contact Us

KP Green Engineering Limited

Investor Relations

Investor Enquiries

ir.kpgreeneng@kpgreenengineering.com





Disclaimer

No representation or warranty, express or implied, is made as to, and no reliance should be placed on, the fairness, accuracy, completeness or correctness of the information or opinions contained in this presentation. Such information and opinions are in all events not current after the date of this presentation. Certain statements made in this presentation may not be based on historical information or facts and may be “forward looking statements” based on the currently held beliefs and assumptions of the management of KP Green Engineering Limited (Formerly known as K P Buildcon Private Limited), which are expressed in good faith and in their opinion reasonable, including those relating to the Company’s general business plans and strategy, its future financial condition and growth prospects and future developments in its industry and its competitive and regulatory environment. Forward-looking statements involve known and unknown risks, uncertainties and other factors, which may cause the actual results, financial condition, performance or achievements of the Company or industry results to differ materially from the results, financial condition, performance or achievements expressed or implied by such forward-looking statements, including future changes or developments in the Company’s business, its competitive environment and political, economic, legal and social conditions. Further, past performance is not necessarily indicative of future results. Given these risks, uncertainties and other factors, viewers of this presentation are cautioned not to place undue reliance on these forward- looking statements. The Company disclaims any obligation to update these forward-looking statements to reflect future events or developments. This presentation is for general information purposes only, without regard to any specific objectives, financial situations or informational needs of any particular person. This presentation does not constitute an offer or invitation to purchase or subscribe for any securities in any jurisdiction. No part of it should form the basis of or be relied upon in connection with any investment decision or any contract or commitment to purchase or subscribe for any securities. This presentation may not be copied or disseminated, in whole or in part, and in any manner.