

**GARLON POLYFAB INDUSTRIES LIMITED**  
**CIN: L17111UP1990PLC012122**  
**REGD. OFF. 15/79B, CIVIL LINES KANPUR-208001**

**Date:**

**To**  
**Compliance Department**  
**BSE Limited**  
**P. J. Towers, Dalal Street,**  
**Mumbai-400001**

**Sub: Submission of Unaudited Financial Results with Limited Review Report as per Regulation 33(3)(a) of SEBI(Listing Obligations and Disclosure Requirement) for the quarter ended September, 2023.**

Dear Sir/Madam,


Please find enclosed herewith the Unaudited Financial Results with Limited Review Report as per Regulation 33(3)(a) of SEBI (Listing Obligations and Disclosure Requirement) for the quarter ended September, 2023.


Request to update your records.

Thanking You.

Yours faithfully

**For Garlon Polyfab Industries Limited**

  
**Name: Vishal Garg**  
**Managing Director**  
**DIN: 00792099**



**Encl: As above**



**UN-AUDITED FINANCIAL RESULTS WITH LIMITED REVIEW REPORT FOR THE QUARTER ENDED  
SEPTEMBER, 2023**

To  
The Board of Directors,  
Garlon Polyfab Industries Limited  
15/79B, Civil Lines,  
Kanpur-208001

We have reviewed the unaudited financial results of Garlon Polyfab Industries Limited ("the Company"), for the quarter ended September, 2023 together with the notes thereon (the "Statement"). The Statement has been prepared by the Company pursuant to Regulation 33 of the Securities and Exchange Board of India (Listing Obligations and Disclosure Requirements) Regulations, 2015 (the "Listing Regulations, 2015"), which has been initialled by us for identification purposes. The Statement is the responsibility of the Company's management and has been approved by the Board of Directors. Further, the management is also responsible to ensure that the accounting policies used in preparation of this Statement are consistent with those used in the preparation of the Company's opening unaudited Balance Sheet as at July 01, 2023 prepared in accordance with the Companies (Indian Accounting Standards) Rules, 2015 (Ind AS) prescribed under Section 133 of the Companies Act, 2013 and other recognized accounting practices and policies. Our responsibility is to issue a report on the Statement based on our review.

We conducted our review in accordance with the Standard on Review Engagement (SRE) 2410, "Review of Interim financial information performed by the independent auditor of the entity" issued by the Institute of Chartered Accountants of India. This standard requires that we plan and perform the review to obtain moderate assurance as to whether the financial statements are free of material misstatement. A review is limited primarily to inquiries of company personnel and analytical procedures applied to financial data and thus provides less assurance than an audit. We have not performed an audit and accordingly we do not express an audit opinion.

Based on our review conducted as above, nothing has come to our attention that causes us to believe that the Statement has not been prepared in all material respects in accordance with Ind AS and other recognized accounting practices and policies, and has not disclosed the information required to be disclosed in terms of Regulation 33 of the Listing Regulations, 2015 including the manner in which it is to be disclosed, or that it contains any material misstatement.

We draw attention to the following matters:

- a) Note 2 to the Statement which states that the Company has adopted Ind AS for the financial year commencing from April 1, 2017, and accordingly, the Statement has been prepared by the Company's Management in compliance with Ind AS.
- b) We were neither engaged to review, nor have we review, nor have we reviewed the comparative figures including reconciliation to the Total Comprehensive Income for the quarter ended on September, 2023. As set out in note 5 to the Statement, these figures have been furnished by the Management.

**For P.D. Agarwal & Co.**  
**Chartered Accountants**  
**(Firm Registration No. 001049C)**



**CA Tarun Gupta**  
**Partner**

**Membership No.: 077468**  
**UDIN: 23077468BGXKLR4230**

Date: 11<sup>th</sup> November, 2023  
Place: Kanpur

GARLON POLYFAB INDUSTRIES LTD.

CIN NO : L37111UP1990PLC012132

Regd. Office 15/798, LGF, Sunrise Apartments, Kanpur 208001

UNAUDITED FINANCIAL RESULTS FOR THE QUARTER AND HALF YEAR ENDED 30TH SEPTEMBER, 2023

| Sr. No.          | Particulars   | Quarter Ended             |                           |                           | Half Year Ended           |                           | Year Ended              |
|------------------|---|---------------------------|---------------------------|---------------------------|---------------------------|---------------------------|-------------------------|
|                  |   | 30-09-2023<br>(Unaudited) | 30-06-2023<br>(Unaudited) | 30-09-2022<br>(Unaudited) | 30-09-2023<br>(Unaudited) | 30-09-2022<br>(Unaudited) | 31-03-2023<br>(Audited) |
| (in Rupees Lacs) |   |                           |                           |                           |                           |                           |                         |
| I                | Income From Operations  | -                         | -                         | -                         | -                         | -                         | -                       |
| II               | Other income  | -                         | -                         | -                         | -                         | -                         | -                       |
| III              | Total Income from operations (I + II)   | -                         | -                         | -                         | -                         | -                         | -                       |
| IV               | Expenses  | -                         | -                         | -                         | -                         | -                         | -                       |
|                  | (a) Cost of materials consumed  | -                         | -                         | -                         | -                         | -                         | -                       |
|                  | (b) Purchase of stock in trade  | -                         | -                         | -                         | -                         | -                         | -                       |
|                  | (c) Changes in inventories of finished goods, work in progress                                      | -                         | -                         | -                         | -                         | -                         | -                       |
|                  | (d) Employee benefits expense   | -                         | -                         | -                         | -                         | -                         | -                       |
|                  | (e) Depreciation and amortisation expense   | 0.36                      | 0.36                      | 0.36                      | 0.72                      | 0.72                      | 1.44                    |
|                  | (f) Finance Cost  | -                         | -                         | -                         | -                         | -                         | -                       |
|                  | (g) Other expenses  | -                         | -                         | -                         | -                         | -                         | -                       |
|                  | Total Expenses  | 1.09                      | 0.98                      | 0.13                      | 1.67                      | 0.16                      | 1.15                    |
| V                | Profit (Loss) before exceptional items and extraordinary items and tax (III-IV)                     | (1.45)                    | (0.94)                    | (0.49)                    | (2.39)                    | (0.88)                    | (2.54)                  |
| VI               | Exceptional items   | -                         | -                         | -                         | -                         | -                         | -                       |
| VII              | Profit from ordinary activities before finance costs and  | -                         | -                         | -                         | -                         | -                         | -                       |
| VIII             | Extra Ordinary Items  | -                         | -                         | -                         | -                         | -                         | -                       |
| IX               | Net Profit(Loss) before tax (VI-VII)  | (1.45)                    | (0.94)                    | (0.49)                    | (2.39)                    | (0.88)                    | (2.54)                  |
| X                | Tax Expense   | -                         | -                         | -                         | -                         | -                         | -                       |
|                  | (1) Current Tax   | -                         | -                         | -                         | -                         | -                         | -                       |
|                  | (2) Deferred Tax  | -                         | -                         | -                         | -                         | -                         | -                       |
|                  | Total Tax Expenses  | -                         | -                         | -                         | -                         | -                         | -                       |
| XI               | Net profit (Loss) for the period from continuing operations (IX-X)                                  | (1.45)                    | (0.94)                    | (0.49)                    | (2.39)                    | (0.88)                    | (2.54)                  |
| XII              | Profit (Loss) for the period from discontinuing operations  | -                         | -                         | -                         | -                         | -                         | -                       |
| XIII             | Tax expense of discontinuing operations   | -                         | -                         | -                         | -                         | -                         | -                       |
| XIV              | Profit (Loss) for the period from discontinuing operations (after                                   | -                         | -                         | -                         | -                         | -                         | -                       |
| XV               | Profit (Loss) for the period (XI + XIV)   | (1.45)                    | (0.94)                    | (0.49)                    | (2.39)                    | (0.88)                    | (2.54)                  |
| XVI              | Other Comprehensive Income  | -                         | -                         | -                         | -                         | -                         | -                       |
| XVII             | Total Comprehensive Income  | -                         | -                         | -                         | -                         | -                         | -                       |
| XVIII            | Paid up equity share capital (Face Value of Rs. 10/- per Share)                                     | 46,132,000.00             | 46,132,000.00             | 46,132,000.00             | 46,132,000.00             | 46,132,000.00             | 46,132,000.00           |
| XVIII            | Reserves (excluding Revaluation Reserve) as shown in the Audited Balance Sheet of the previous year | -                         | -                         | -                         | -                         | -                         | -                       |
| XX               | Earnings Per Share (EPS)  | -                         | -                         | -                         | -                         | -                         | -                       |
|                  | (a) Basic   | (0.00)                    | (0.00)                    | (0.00)                    | (0.00)                    | (0.00)                    | (0.00)                  |
|                  | (b) Diluted   | -                         | -                         | -                         | -                         | -                         | -                       |

Notes:

1. The above results are in compliance with Indian Accounting Standards (Ind-AS) notified by the Ministry of Corporate Affairs. The results for the previous periods have been restated as per Ind-AS. The standalone financial results of the Company for the quarter and half year ended 30th September, 2023 have been reviewed by the Audit Committee at their meeting held on November, 2023 and have been approved by the Board of Directors at its meeting held on November, 2023.

2. Reconciliation of Net Profit & Equity as previously reported under Ind-AS (IGAAP) and Ind-AS for the quarter/periods are presented as under:

| Particulars  | Net Profit Reconciliation   |                            |                          | Equity Reconciliation |
|--|-----------------------------|----------------------------|--------------------------|-----------------------|
|  | Quarter ended<br>30-09-2023 | Period ended<br>30-09-2023 | Year ended<br>31-03-2023 | As at<br>31-03-2023   |
| Net Profit/Equity as per IGAAP   |                             |                            |                          |                       |
| Appreciation (Diminution) in value of Investments  |                             |                            |                          |                       |
| Reclassification of Net Actuarial (Gain) / Loss on employee defined benefit obligation to other comprehensive income |                             |                            |                          |                       |
| Net Profit/Equity as per Ind-AS  |                             |                            |                          |                       |
| Other Comprehensive Income   |                             |                            |                          |                       |
| Total Comprehensive Income/Equity as per Ind-AS  |                             |                            |                          |                       |

3. The standalone financial results of the Company for the quarter and half year ended 30th September, 2023 have been Audited by the Statutory Auditors.

4. The Statutory Auditors have carried out a "Limited Review" of the above financial results for the quarter/ half ended 30th September, 2023.

5. Previous period/year figures have been regrouped/revised to make them comparable with those of current period/year.

For GARLON POLYFAB INDUSTRIES LTD.

Place: KANPUR

Dated:

  
Anil Garg  
Director  
DIN-00793039


## GARLON POLYFAB INDUSTRIES LTD.

CIN NO : L17111UP1990PLC012122

Regd. Office 15/79B, LGF, Sunrise Apartments, Kanpur 208001

| Standalone Statement of Assets and Liabilities |   |                                   |                                    |
|--|---|-----------------------------------|------------------------------------|
| Sr. No.  | Particulars                               | Current year ended<br>(30/9/2023) | Previous year ended<br>(30/9/2022) |
|  |   |                                   | (In Rupees Lac)                    |
| A)   | <b>Assets</b>                             |                                   |                                    |
| 1)   | <b>Non Current Assets</b>                 |                                   |                                    |
|  | a) Fixed Assets                           |                                   | -                                  |
|  | b) Goodwill on consolidation              |                                   | -                                  |
|  | c) Non-current investments                |                                   | -                                  |
|  | d) Long term loans and advances           | 5.91                              | 5.76                               |
|  | e) Other Non current assets               |                                   |                                    |
|  | <b>Sub Total-Non Current Assets</b>       | <b>5.91</b>                       | <b>5.76</b>                        |
| 2)   | <b>Current Assets</b>                     |                                   |                                    |
|  | a) Current Investments                    |                                   |                                    |
|  | b) Inventories                            |                                   |                                    |
|  | c) Trade receivables                      |                                   |                                    |
|  | d) Cash and Cash equivalents              | 0.48                              | 0.41                               |
|  | e) Short term loans and advances          |                                   | -                                  |
|  | f) Other current assets                   |                                   | -                                  |
|  | <b>Sub Total-Total Current Assets</b>     | <b>0.48</b>                       | <b>0.41</b>                        |
|  | <b>Total Assets</b>                       | <b>6.39</b>                       | <b>6.17</b>                        |
| B)   | <b>Equity and Liabilities</b>             |                                   |                                    |
| 1)   | <b>Shareholders Fund</b>                  |                                   |                                    |
|  | a) Share Capital                          | 461.32                            | 461.32                             |
|  | b) Reserves and Surplus                   | -660.83                           | -656.77                            |
|  | <b>Sub Total- Shareholders Fund</b>       | <b>-199.51</b>                    | <b>-195.45</b>                     |
| 2)   | <b>Non-Current Liabilities</b>            |                                   |                                    |
|  | a) Long term borrowings                   |                                   |                                    |
|  | b) Other Long term Liabilities            |                                   |                                    |
|  | c) Long term provisions                   |                                   |                                    |
|  | <b>Sub Total- Non Current Liabilities</b> |                                   |                                    |
| 3)   | <b>Current Liabilities</b>                |                                   |                                    |
|  | a) Short term borrowings                  | 195.61                            | 192.96                             |
|  | b) Trade payables                         | 3.85                              | 8.11                               |
|  | c) Other current Liabilities              |                                   |                                    |
|  | d) Other short term provisions            | 6.44                              | 0.55                               |
|  | <b>Sub Total-Current Liabilities</b>      | <b>205.90</b>                     | <b>201.62</b>                      |
|  | <b>Total -Equity and Liabilities</b>      | <b>6.39</b>                       | <b>6.17</b>                        |

For GARLON POLYFAB INDUSTRIES LTD.



Vishal Garg  
Director  
DIN-00792099