

Varroc Engineering Limited

Corp Office:

3rd & 7th Floor, B- 3010 & 7010, Solitaire
Business Hub (Marvel Edge) Datta Mandir
Chowk, Viman Nagar, Pune - 411014,
Maharashtra, India
Tel: + 91 20 67445001

Regd. Office:

L-4, MIDC Industrial Area, Waluj,
Chhatrapati Sambhaji Nagar (formerly
Aurangabad)-431 136 Maharashtra, India
Tel:+91 - 240-6653700
Fax +91 240 2564540

www.varroc.com
CIN: L28920MH1988PLCO47335
Email: Varroc.info@varroc.com



VARROC/SE/INT/2026-27/16

May 27, 2026

To,

The Manager- Listing
The Listing Department,
**National Stock Exchange of India
Limited**
Exchange Plaza, Plot No. C/1, G Block,
Bandra-Kurla Complex,
Bandra (East), Mumbai-400051.
NSE Symbol: VARROC

The Manager – Listing
The Corporate Relation
Department,
BSE Limited
Phiroze Jeejeebhoy Towers,
Dalal Street, Fort,
Mumbai-400001.
BSE Security Code: 541578
[Debt: 975062]

Sub: Investor Presentation - Financial Results Q4 and FY 2025-26

Please find enclosed the Investor Presentation on the Audited Financial results (Consolidated & Standalone) for the quarter and Financial Year ended on March 31, 2026.

Kindly take the same on record and note the compliance.

For Varroc Engineering Limited

Anil Ghatiya
Company Secretary & Compliance Officer

Encl: a/a

varroc



Presentation to Investors & Analyst for Q4 FY26 and FY 2026

27th May 2026



Disclaimer



This presentation may include statements which may constitute forward-looking statements. All statements that address expectations or projections about the future, including, but not limited to, statements about the strategy for growth, business development, market position, expenditures, and financial results, are forward looking statements. Forward looking statements are based on certain assumptions and expectations of future events and involves known and unknown risks, uncertainties and other factors. The Company cannot guarantee that these assumptions and expectations are accurate or exhaustive or will be realised. The actual results, performance or achievements, could thus differ materially from those projected in any such forward-looking statements. No obligation is assumed by the Company to update the forward-looking statements contained herein.

The information contained in these materials has not been independently verified. None of the Company, its Directors, Promoter or affiliates, nor any of its or their respective employees, advisers or representatives or any other person accepts any responsibility or liability whatsoever, whether arising in tort, contract or otherwise, for any errors, omissions or inaccuracies in such information or opinions or for any loss, cost or damage suffered or incurred howsoever arising, directly or indirectly, from any use of this document or its contents or otherwise in connection with this document, and makes no representation or warranty, express or implied, for the contents of this document including its accuracy, fairness, completeness or verification or for any other statement made or purported to be made by any of them, or on behalf of them, and nothing in this document or at this presentation shall be relied upon as a promise or representation in this respect, whether as to the past or the future. The information and opinions contained in this presentation are current, and if not stated otherwise, as of the date of this presentation. The Company relies on information obtained from sources believed to be reliable but does not guarantee its accuracy or completeness. The Company undertake no obligation to update or revise any information or the opinions expressed in this presentation as a result of new information, future events or otherwise. Any opinions or information expressed in this presentation are subject to change without notice.

This presentation does not constitute or form part of any offer or invitation or inducement to sell or issue, or any solicitation of any offer to purchase or subscribe for, any securities of Varroc Engineering Limited (the “Company”), nor shall it or any part of it or the fact of its distribution form the basis of, or be relied on in connection with, any contract or commitment or to be relied in connection with an investment decision in relation to the securities of the Company therefore any person/ party intending to provide finance / invest in the shares/businesses of the Company shall do so after seeking their own professional advice and after carrying out their own due diligence procedure to ensure that they are making an informed decision. Neither the delivery of this document nor any further discussions by the Company with any of the recipients shall, under any circumstances, create any implication that there has been no change in the affairs of the Company since that date. This presentation is strictly confidential, unless distributed via a public forum, and may not be copied or disseminated, in whole or in part, and in any manner or for any purpose. No person is authorized to give any information or to make any representation not contained in or inconsistent with this presentation and if given or made, such information or representation must not be relied upon as having been authorized by any person. Failure to comply with this restriction may constitute a violation of the applicable securities laws. The distribution of this document in certain jurisdictions may be restricted by law and persons into whose possession this presentation comes should inform themselves about and observe any such restrictions. By participating in this presentation or by accepting any copy of the slides presented, you agree to be bound by the foregoing limitations.

About Us



Varroc is a leading global auto technology company with a product portfolio covering a wide range of electrical, electronics, lighting, polymer, metallic, after-market and advanced safety solutions



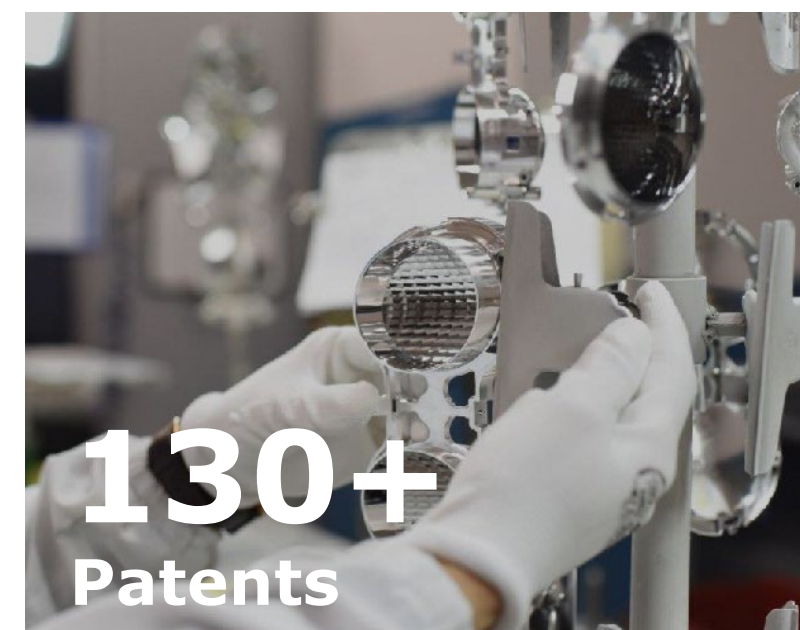
REVENUE INR 89,080 MILLION

BUSINESS CONTRIBUTION BY REGION

INDIA 89.3%

GLOBAL 10.7%

*Updated as per financial year 2026





Vision

Create safe, smart and sustainable future mobility solutions for everyone.



Mission

Be the trendsetter in providing mobility solutions that offer the highest value for money to customers

- Extend India Market leader position in 2W mobility, lighting, and driver assistance to the world
- Stay ahead of market in growth and profitability
- Be the Partner of Choice for our valued customers through superior customer experience
- Empower and enable all teams committed to speed, excellence, and our values to achieve exceptional success

Continue to be a trusted business partner for our customers focused on societal and environmental sustainability.

Values



Sincerity:
To speak & act from the heart



Humility:
To walk with everyone



Integrity:
To do what is right

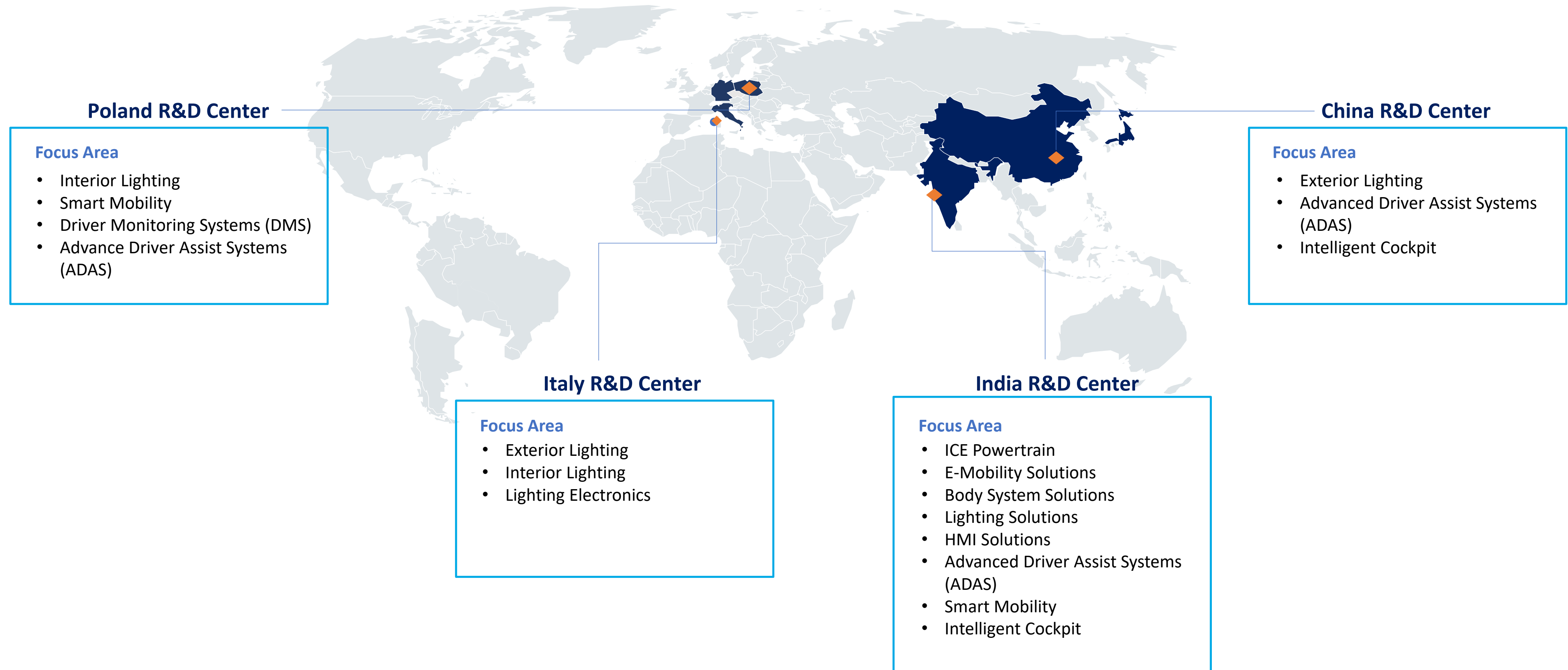


Passion:
To go against all odds



Self-discipline:
To make it all happen

Our Global R&D Footprint



Update on Q4 & FY 2026 Performance

27th May 2026

Highlights for Q4 FY26 & FY 2026

1. Q4 FY26 Revenue at Rs. 23,681 million with a growth of 12.8% YoY. **India Operations registered a 12.0% growth.**

Revenue from EV models in Q4 FY26 at ~14% which grew by 50% YoY.

2. Q4 FY26 PBT (before exceptional and JV profits) at 4.5% vs. 4.4% in Q3 FY26; EBITDA at 9.7% vs 9.3% on QoQ basis

3. FY26 Revenue at Rs. 88,905 million with a growth of 9.0% YoY. India Operations registered a 10.0% growth.

FY26 PBT (before exceptional and JV profits) at 4.3% vs. 3.8% in FY25 a growth of 21.9%

Revenue from EV models in FY26 at ~13% which grew by 39% YoY.

4. Highest ever net new order wins in FY26 with annual peak revenue potential of Rs.32,889 million (> 65% related to EV models)

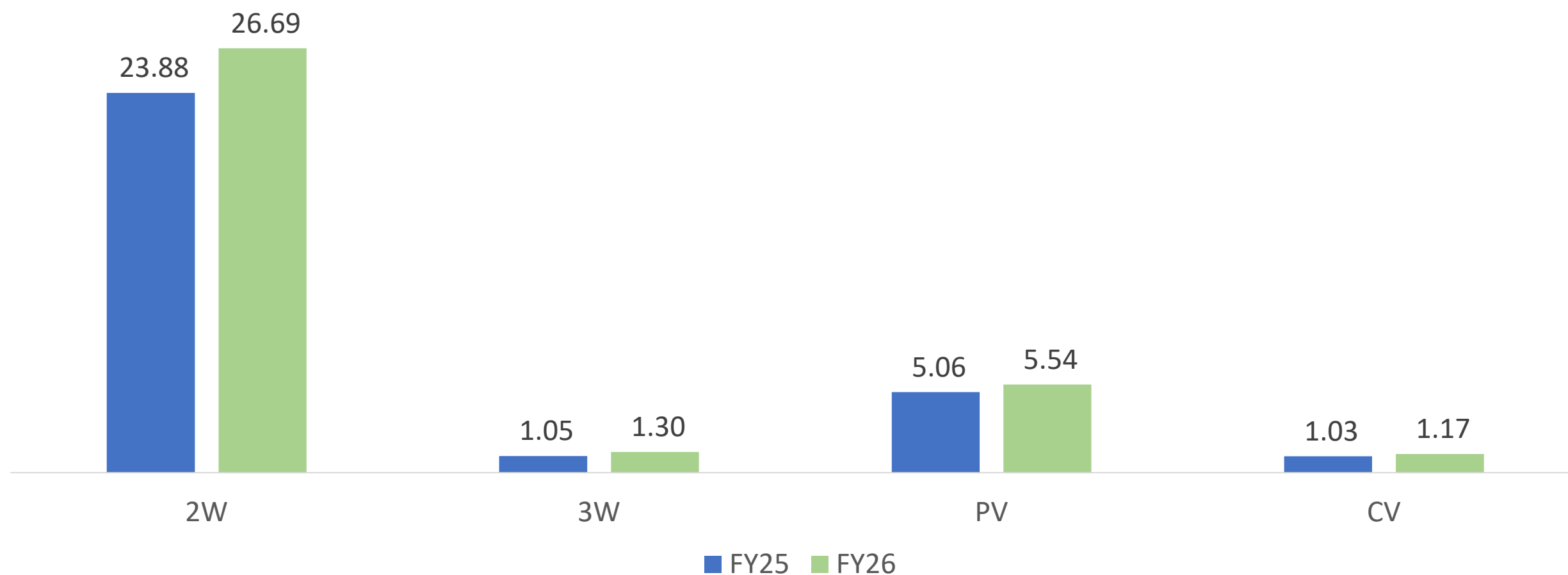
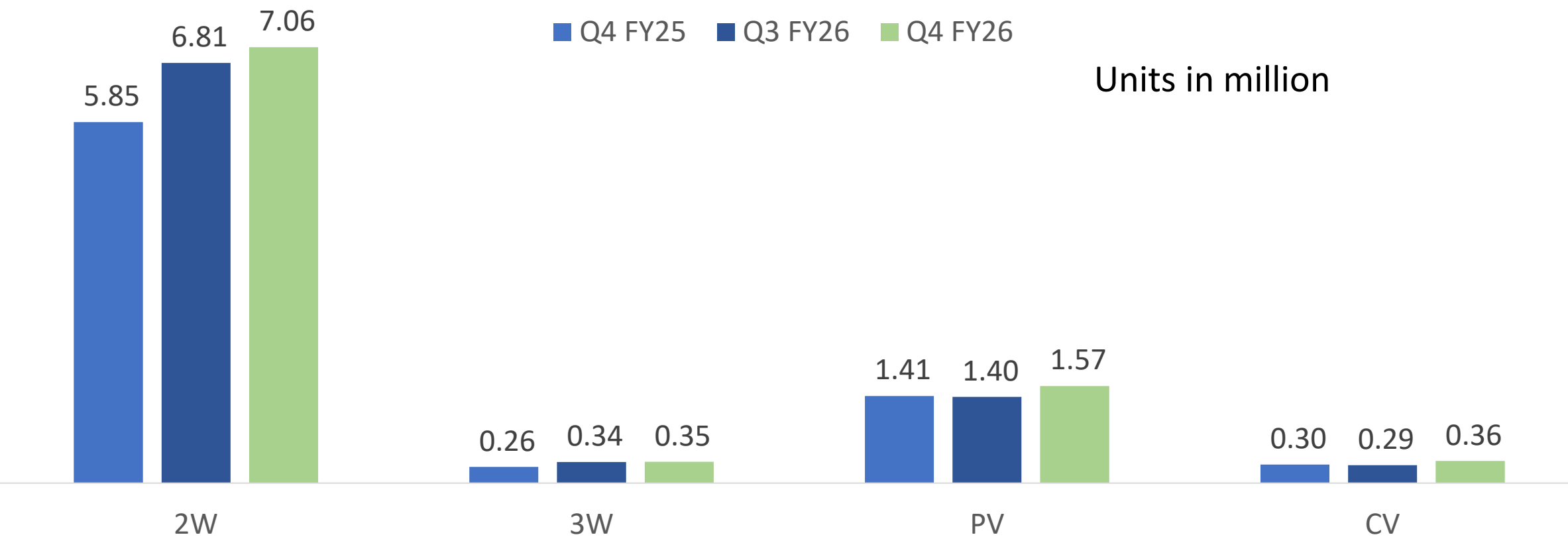
Notable business win in last quarter is

- Wall-Charger for our Romanian Entity from Global EV OEM

5. In FY26 Net debt decreased by Rs. 2,528 as compared to last year and is at Rs.4952 million. The net debt amount is adversely impacted due to one-time VRS spending of ~799 million and increase in NWC.

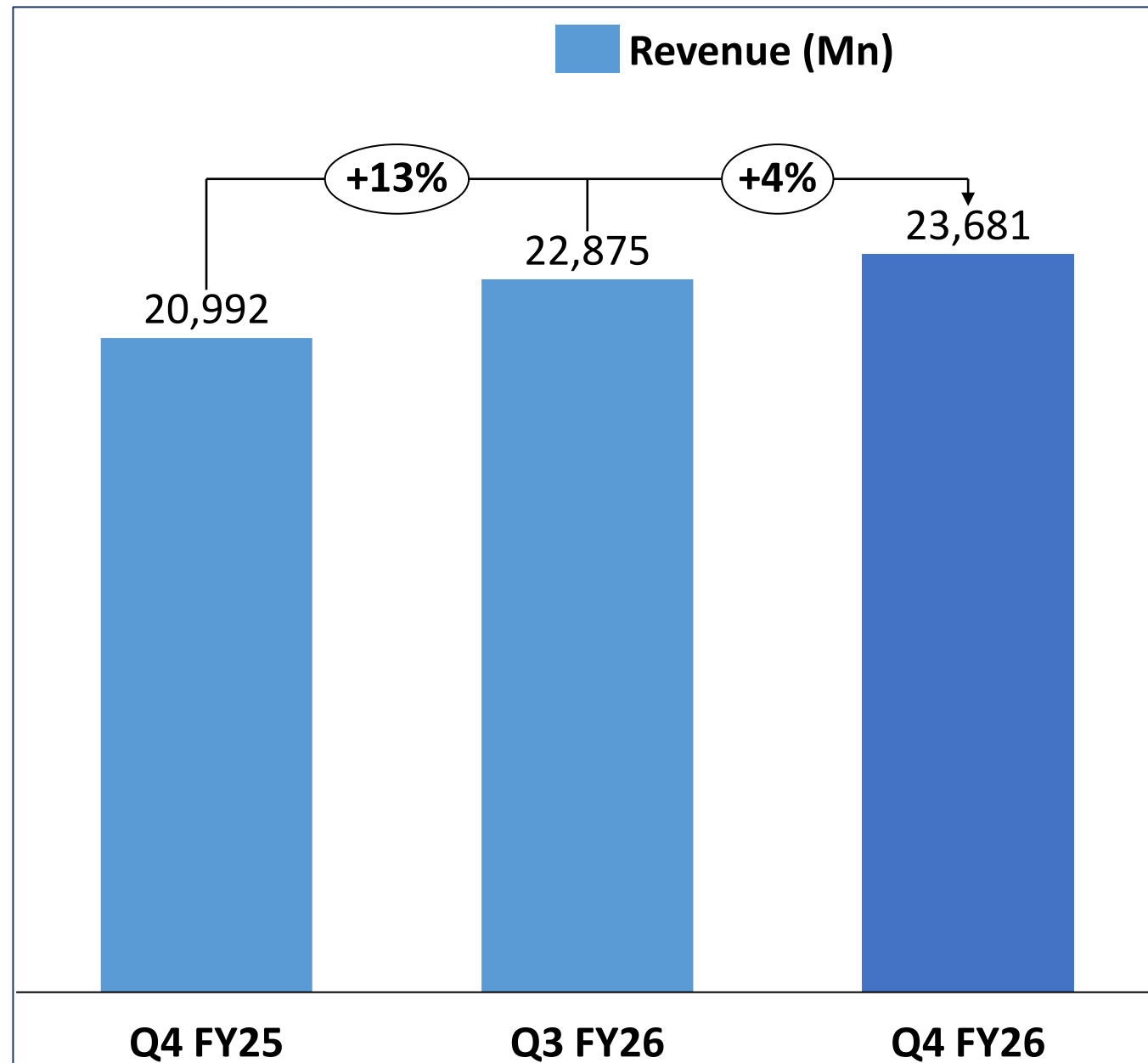
6. The board has also recommended dividend of 150% of the Face Value subject to the approval from the shareholders .

Automotive Production in India



- Strong economy growth and GST reduction resulted in strong growth across sector on YoY basis in Q4 FY26
 - 2W grew by 20.7%
 - 3W grew by 32.4%
 - PV grew by 11.3%
 - CV grew by 19.5%
- In Q4 FY26, on QoQ basis, volumes witnessed growth due to year end phenomenon and sustenance of all round growth
 - 2W grew by 3.7%
 - 3W grew by 1.2%
 - PV grew by 12.5%
 - CV grew by 23.1%
- EV 2W volume on YoY basis grew by 54%
- For FY26 all the segment have seen growth as economic activity remained buoyant and consumption boosted by GST cut.
 - 2W grew by 11.8%
 - 3W grew by 23.9%
 - PV grew by 9.4%
 - CV grew by 13.1%

Consolidated Financials of Q4 FY26



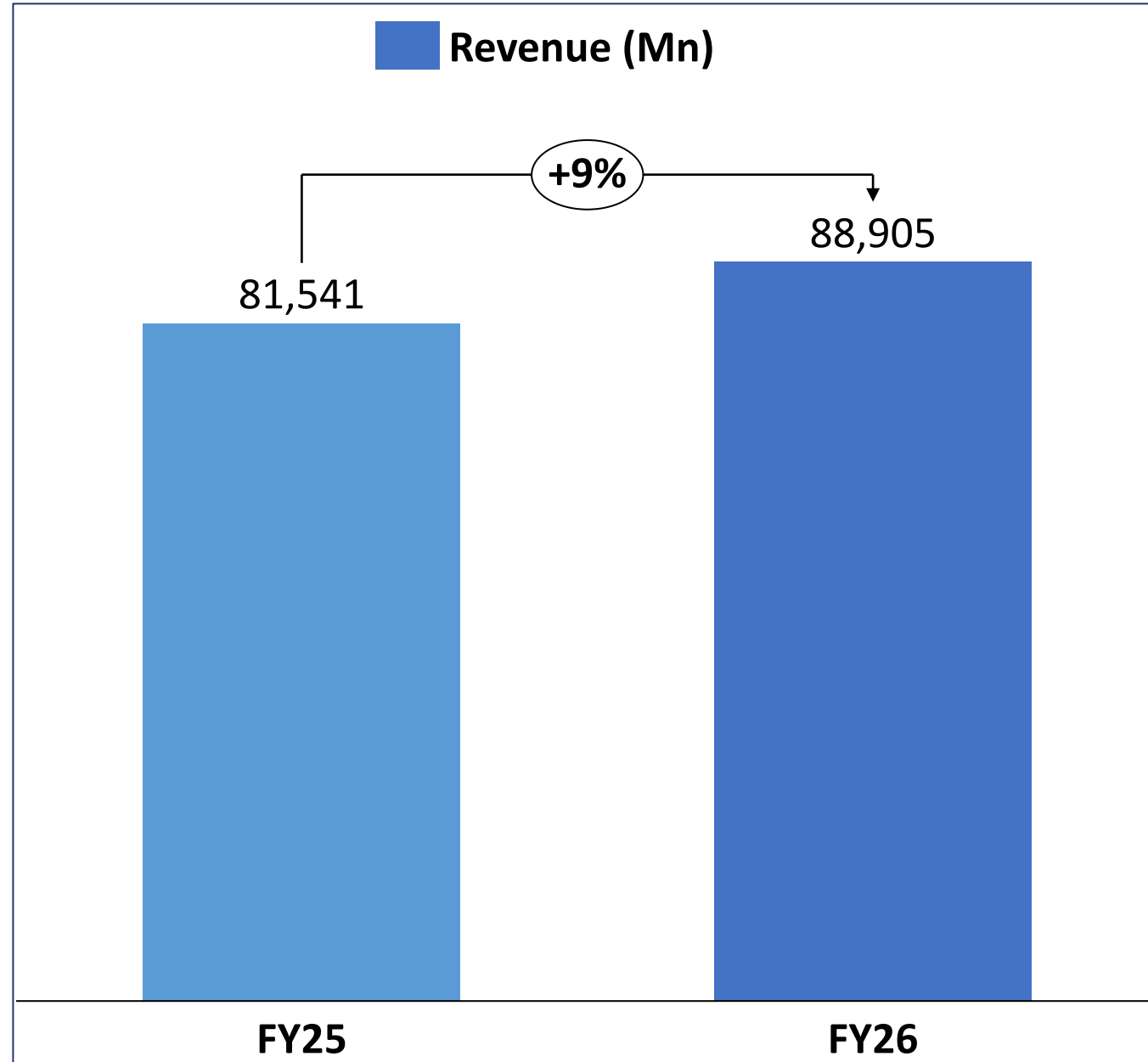
Particulars	Q4 FY26	Q3 FY26	QoQ	Q4 FY25	YoY
Revenue from operations	23,681	22,875	3.5%	20,992	12.8%
EBITDA	2,305	2,122		2,134	
EBITDA %	9.7%	9.3%	40 bps	10.2%	(50 bps)
PBT before JV and exceptional items	1,074	1,007		1,034	
PBT before JV and exceptional items %	4.5%	4.4%	10 bps	4.9%	(40 bps)
Exceptional Items	-	1,049		564	
PBT (incl. JV profits) after exceptional items*	1,088	-33		473	
PBT %	4.6%	-0.10%		2.2%	
PAT	705	-113		230	

** includes **Q3 FY26** Exceptional items:
 - VRS ~ (Rs.799)million
 - New Labour Code: ~ (Rs.225)million

* includes **Q4 FY25** Exceptional items:
 - Arbitration provision ~ (Rs.439)million
 - Merger expenses ~ Rs.83 million

1. YoY revenue grows in double-digit i.e. by 12.8% supported by growth in overseas business of 24.0% & India business growing at 12.0%.
2. Improvement in Gross margin has helped in improving the EBITDA margin on QoQ basis by 40 bps
3. PBT margin has also improved by 10 basis point on QoQ

Consolidated Financials of FY26



Particulars	FY26	FY25	YoY
Revenue from Operations	88,905	81,541	9.0%
EBITDA	8,634	7,767	
EBITDA %	9.4%	9.5%	-(10 bps)
PBT before JV and exceptional items	3,814	3,129	
PBT before JV and exceptional items %	4.3%	3.8%	50 bps
Exceptional Items	437	1,473	
PBT (incl. JV profits) after exceptional items*	3,415	1,693	
PBT %	3.8%	2.1%	
PAT	2,298	697	

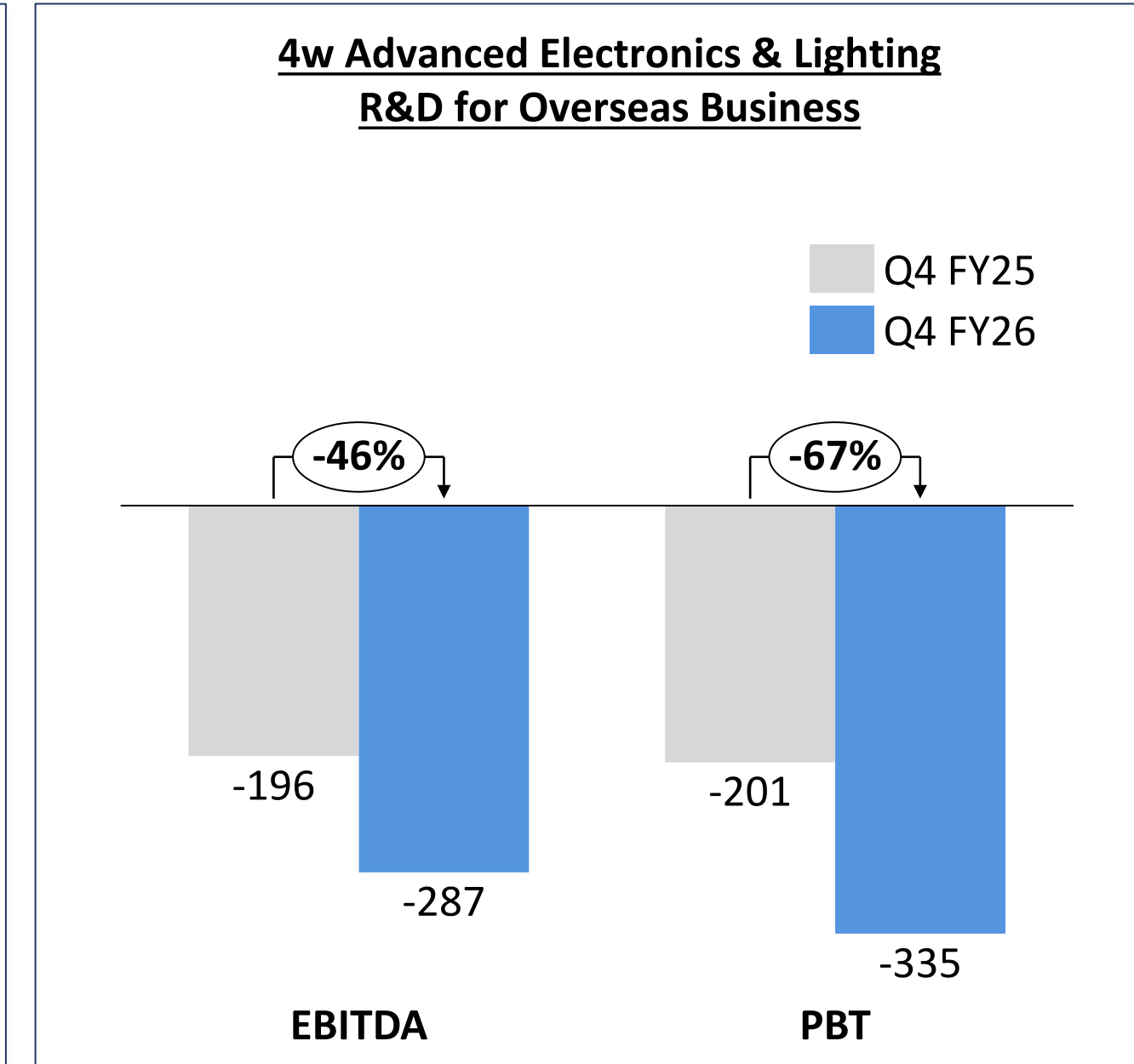
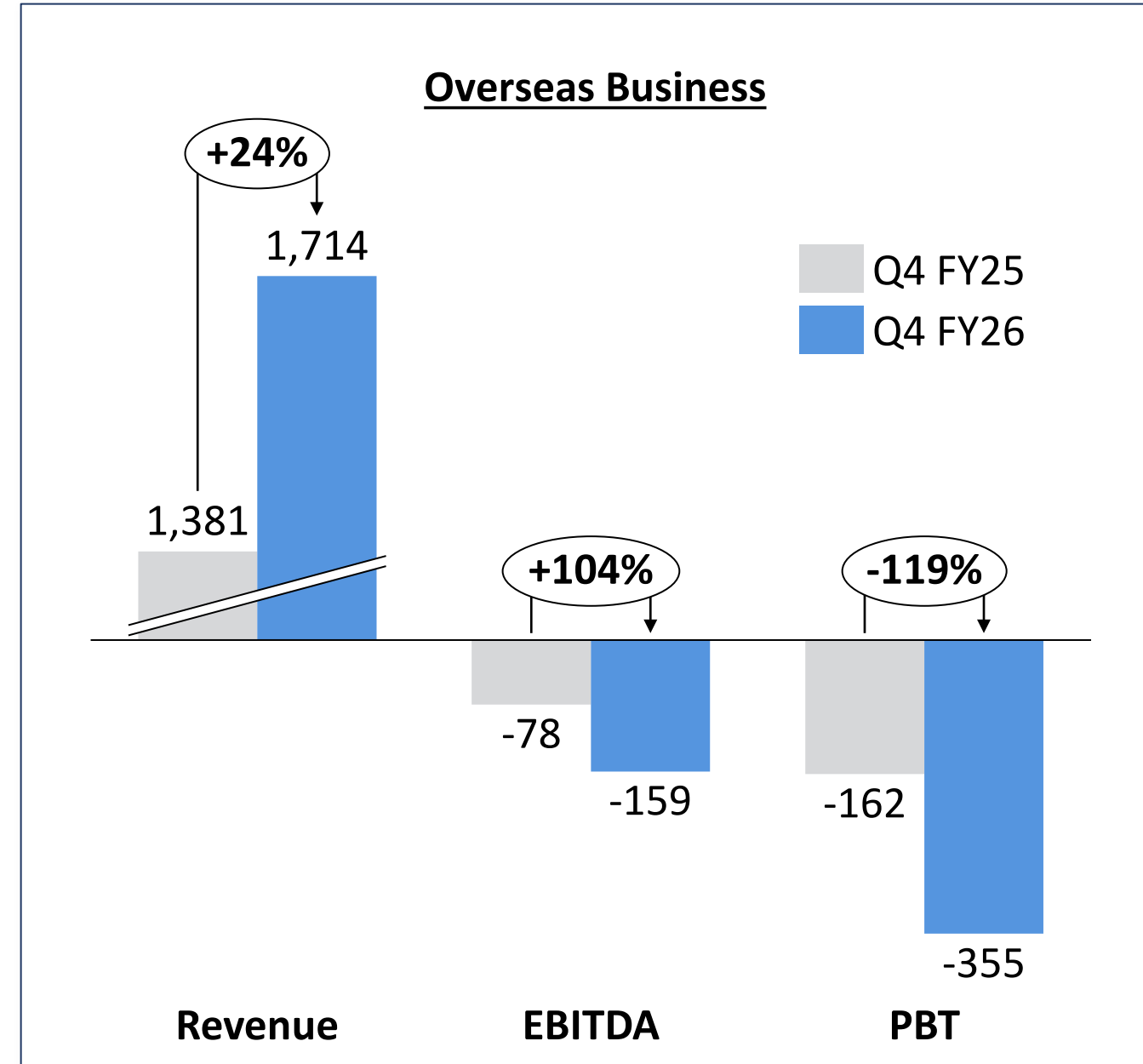
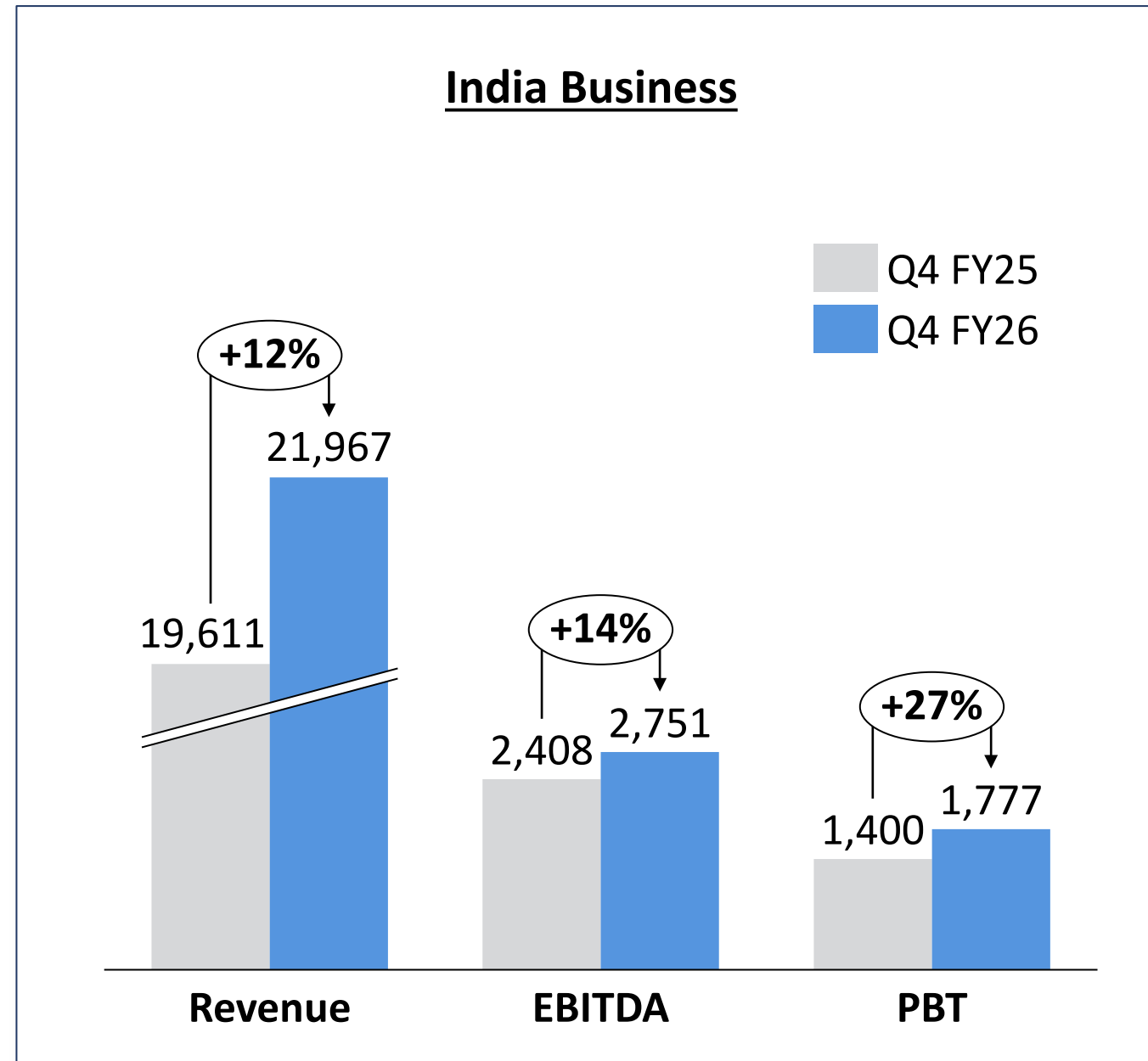
* includes **FY26** Exceptional items:
 - FCTR released on disposal of China JV invst~Rs.611 million
 - VRS ~(Rs.799) million
 - New Labour Code:~(Rs.225) million

* includes **FY25** Exceptional items:
 - Merger expenses~Rs.(196) million
 - China JV provision~Rs.(807) million
 - Arbitration Provision~Rs.(439) million

- 1) YoY revenue growth at 9.0% supported by India business growth at 10.0%
- 2) The EBITDA margin for FY26 was lower by 10 basis point as we spent more on overseas R&D
- 3) PBT margin before JV and exceptional items improved by 50 basis due to control on capex and generation of FCF which has resulted depreciation and interest cost to be lower in percentage terms.

Financials of India Operations and Rest of Operations*

Rs. In million.



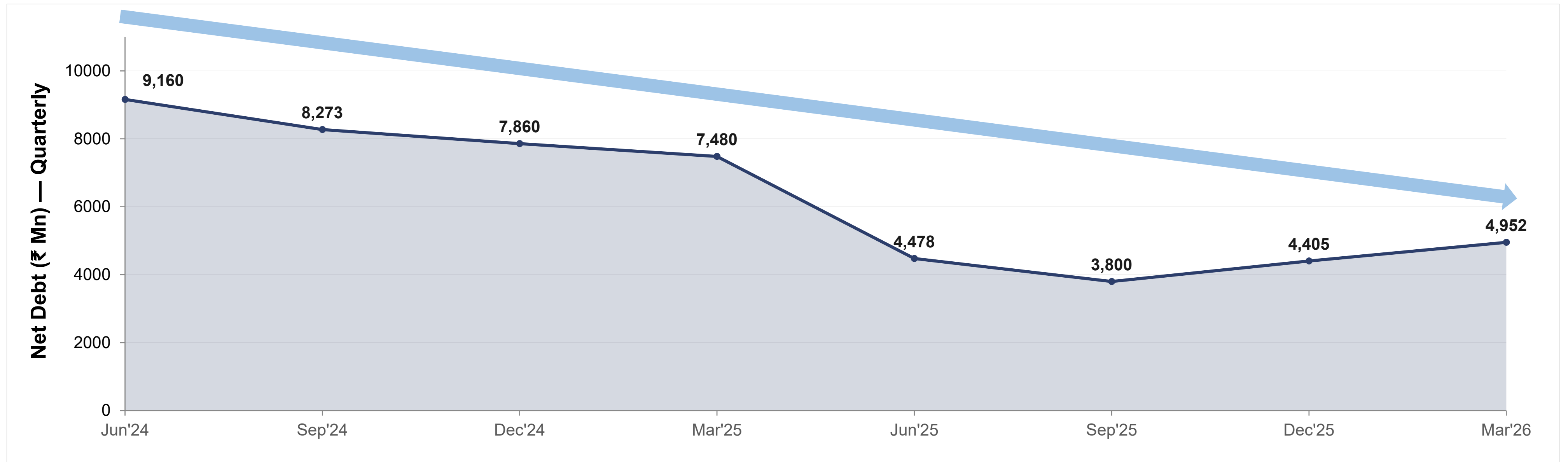
1) YoY revenue growth was 12% from India operations and rest of the operations also registered strong growth @ 24%

2) Overseas business comprises of

- a) 2W lighting (Revenue have declined but still profitable)
- b) Advanced Electronics (new business wins are converting to sales)
- c) Forging

3) Advanced Electronics and Lighting 4W R&D (incl. China team) to support growth in overseas business, after expiry of non-compete restrictions in Oct 25

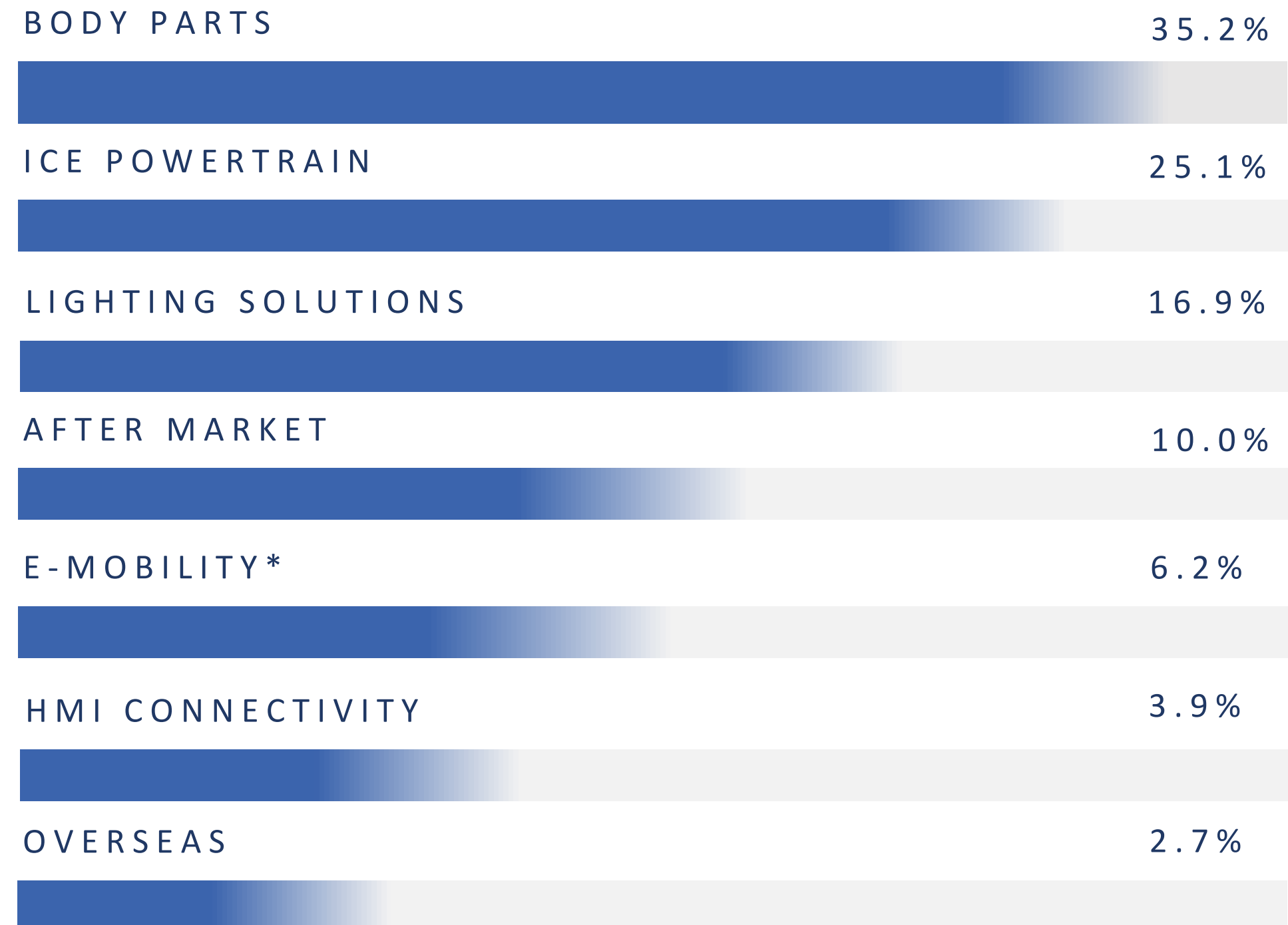
Reduction in Net Debt (Consol.)



	31st Mar 2024	30th Jun 2024	30th Sep 2024	31st Dec 2024	31st Mar 2025	30th Jun 2025	30th Sep 2025	31st Dec 2025	31 st Mar 2026
Net Debt	9,828	9,160	8,273	7,860	7,480	4,478	3,800	4,405	4,952
Equity	15,262	15,518	16,400	15,826	15,979	16,624	17,218	17,235	18,182
Annualised Adjusted EBITDA	7,590	6,896	7,467	7,493	7,767	7,675	8,072	8,485	9,219
Net Debt/Equity	0.64	0.59	0.5	0.5	0.5	0.3	0.22	0.26	0.27
Net Debt/EBITDA	1.29	1.33	1.11	1.05	0.96	0.58	0.47	0.52	0.54

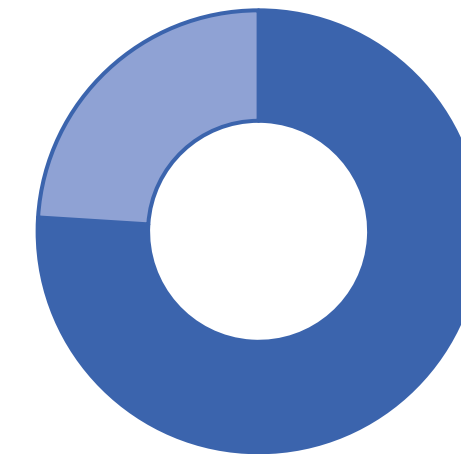
Revenue Breakdown for FY26

PRODUCT GROUP MIX



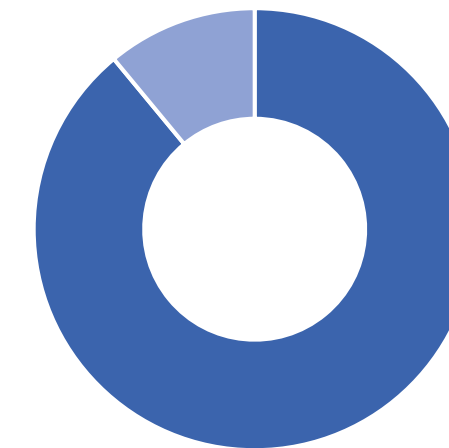
* Please note that Revenue from supplying to EV vehicle for FY26 was ~ 13%

VEHICLE SEGMENT



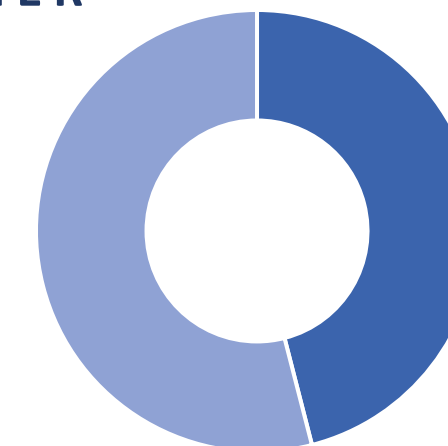
2W & 3W	76%
4W	24%

GEOGRAPHY



INDIA	89%
OVERSEAS	11%

CUSTOMER

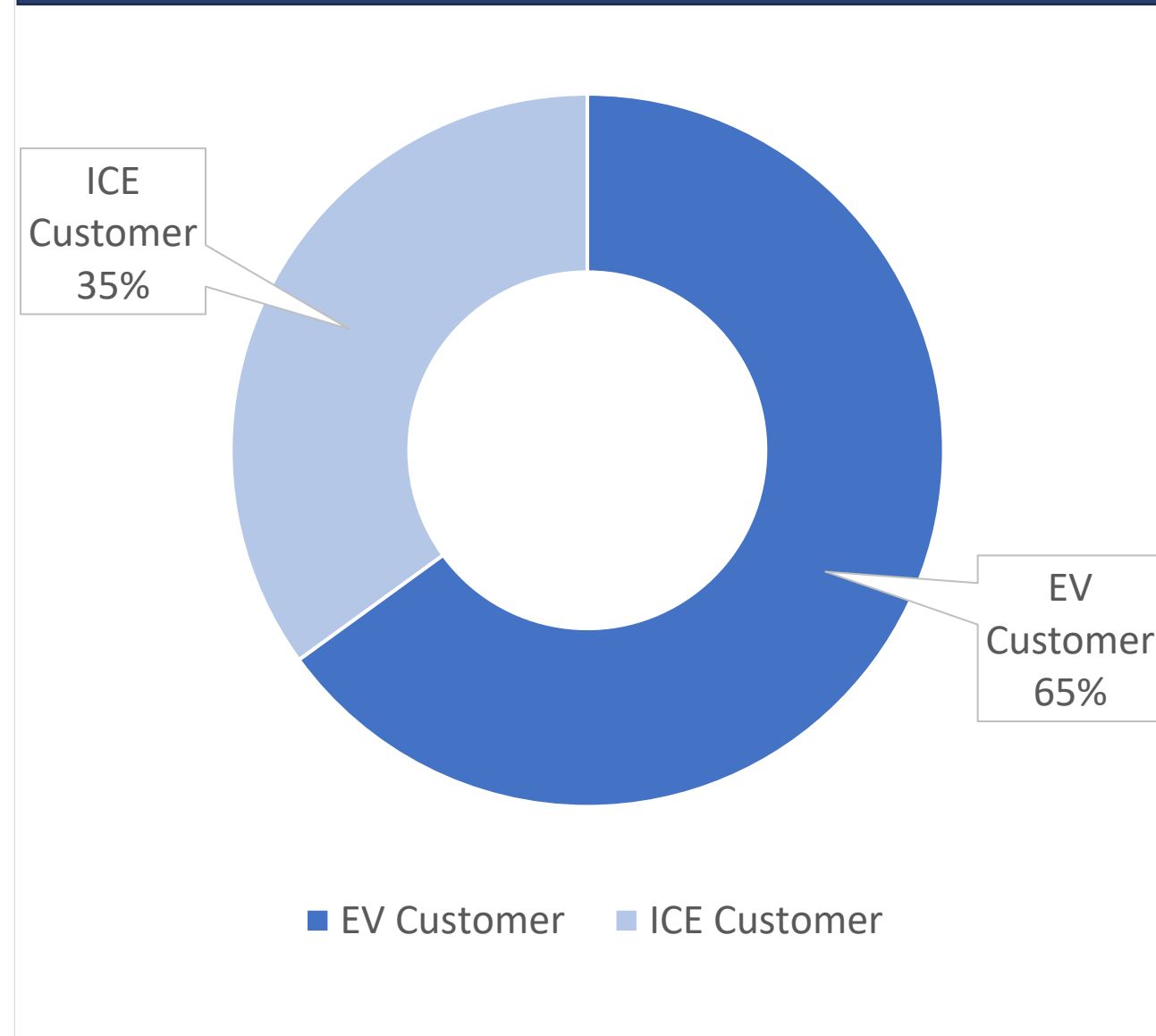


BAJAJ	46%
NON-BAJAJ	54%

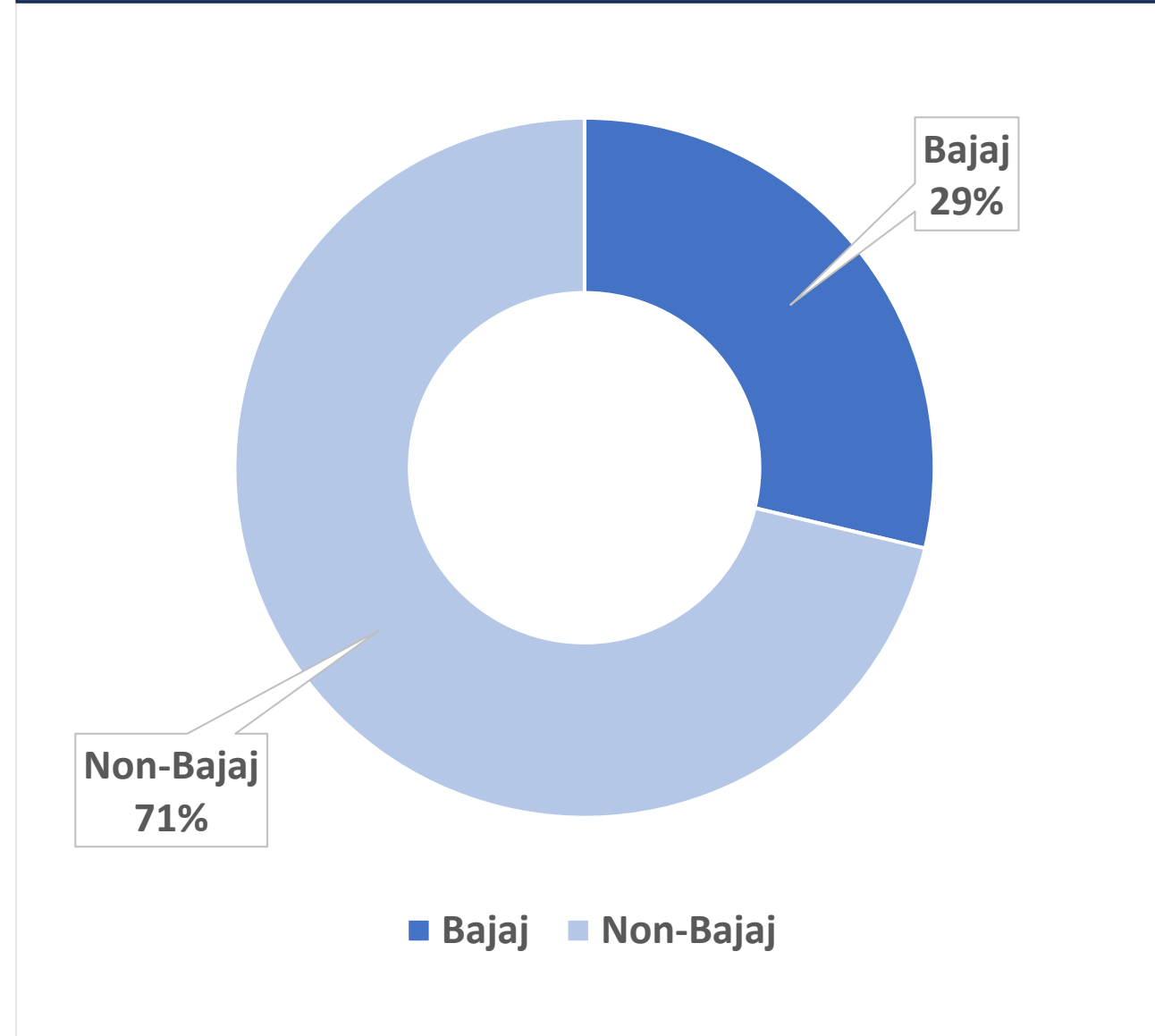
Net New Annual Peak Revenue Win in FY26

	Annual Peak Revenue	SOP in FY27	SOP in FY28	SOP in FY29
Outstanding Order Book (End FY25)	13,079			
New Order Intake (FY26)	32,889			
SoP YTD	10,878			
Outstanding Order Book (End FY26)	35,090	23,298	10,582	1,210

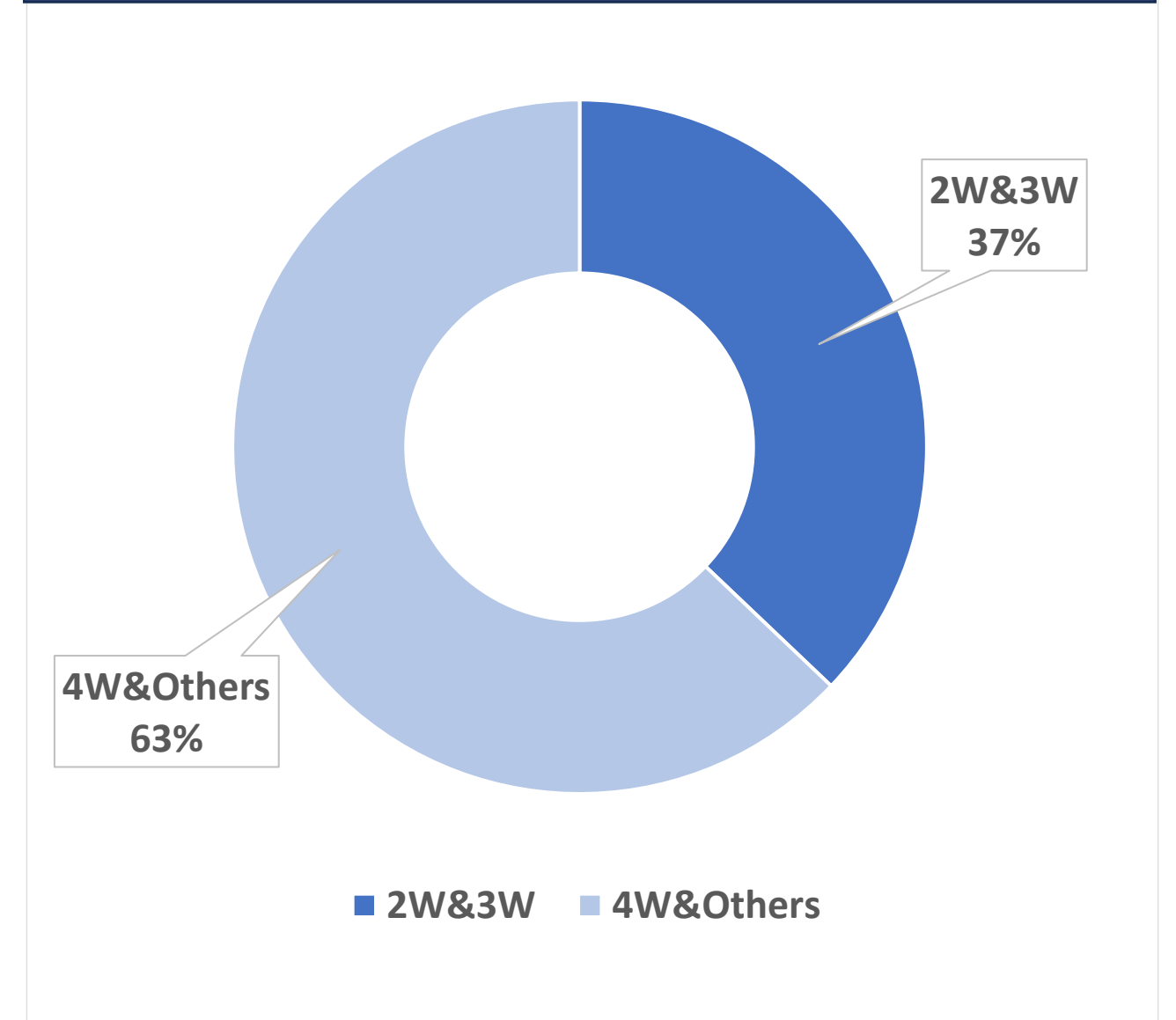
Annual Peak Revenue % win from ICE & EV Players



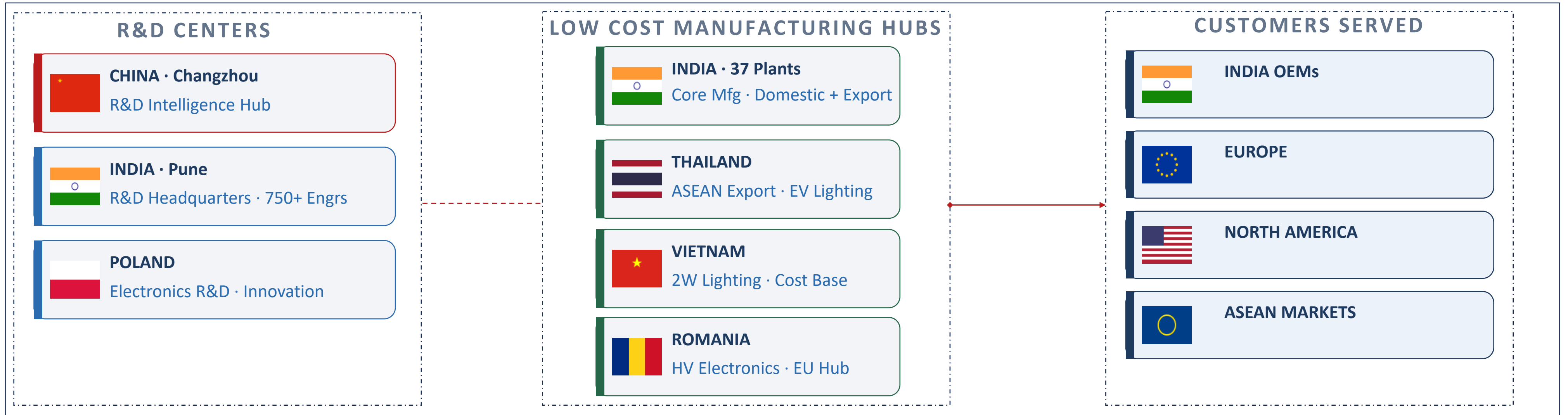
Annual Peak Revenue % win from Customers



Annual Peak Revenue % win from ICE & EV Players



Leveraging Global Capabilities to Deliver Value to Customers



VALUE for CUSTOMER

Varroc have R&D capability embedded in India (Maharashtra, Karnataka), China's Electronics & Lighting epicentre (Changzhou, Chongqing, Suzhou, Shenzhen), giving us deep access to the electronics, lighting talent pool and emerging technology. This know-how is then deployed across our manufacturing footprint in India, Romania, Thailand and Vietnam — allowing us to serve customers both domestically and internationally, wherever they need us. We are not just an Indian supplier looking outward — we are a global company with the rare combination of engineering intelligence, low cost structure, QCD, and proximity to customer.

VARROC MOAT

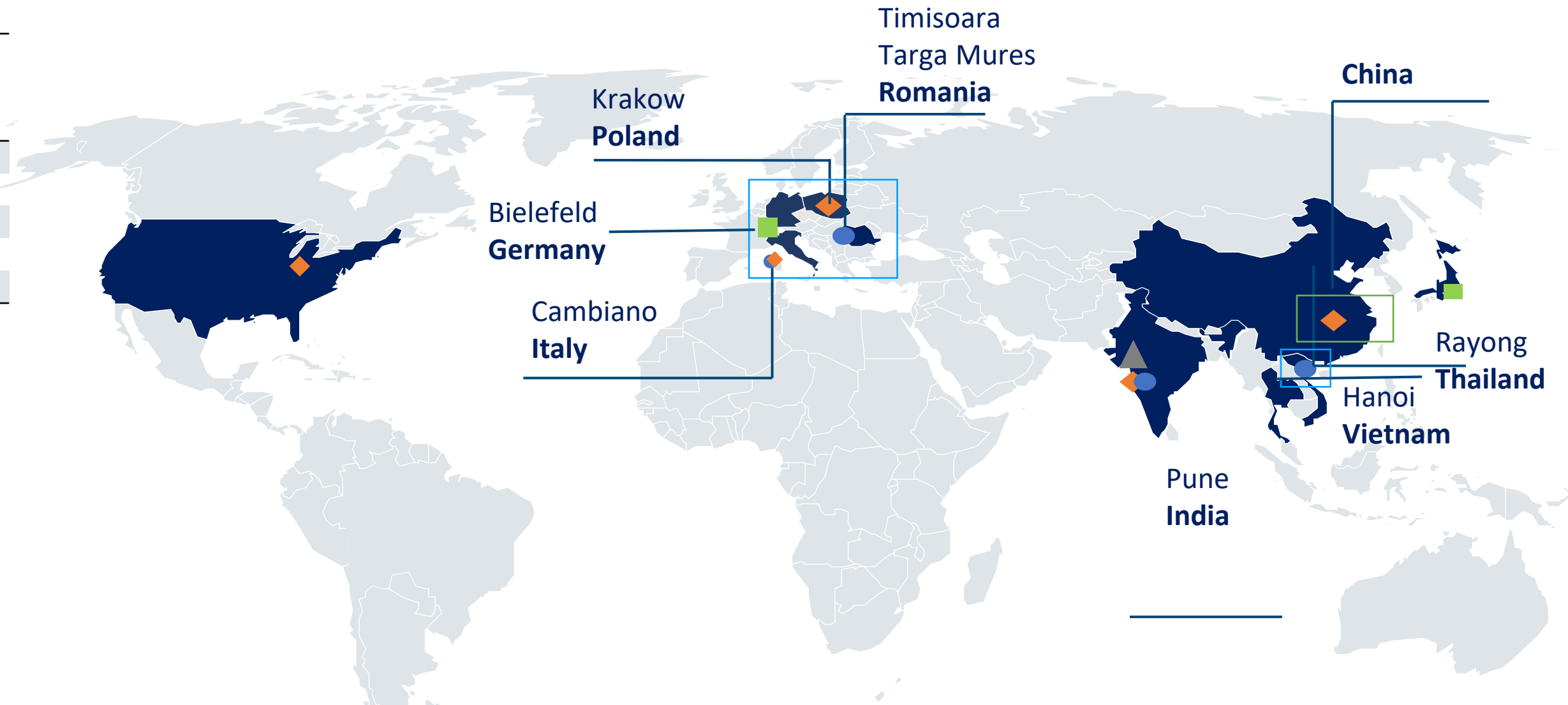
R&D depth + Low Cost Structure + QCD + Proximity to Customer = **Varroc Global Capabilities**



Varroc Business-II:- In a Glance

Manufacturing Location	Electronics Production	Exterior Lighting Production	Interior Lighting Production
Romania	Y	Y	Y
Vietnam	Y	Y	-
Thailand	-	Y	-
India	Y	-	-
Italy	-	Y	-

R&D Location	Lighting	Connectivity	ADAS
Poland	-	Y	Y
Italy	Y	-	-
India	-	Y	Y
China	Y	Y	Y



- Sales Office
- Manufacturing Plant
- ◆ Technical Site
- ▲ Headquarter

Lighting(4W & 2W)

Head and Rear Lamp, LCU, LDM, ADB



Electronics Manufacturing Services

High and Low Voltage Electronics



Infotainment & Surround View Camera System (360)

Touchscreen Display ready to integrate DMS and SVS



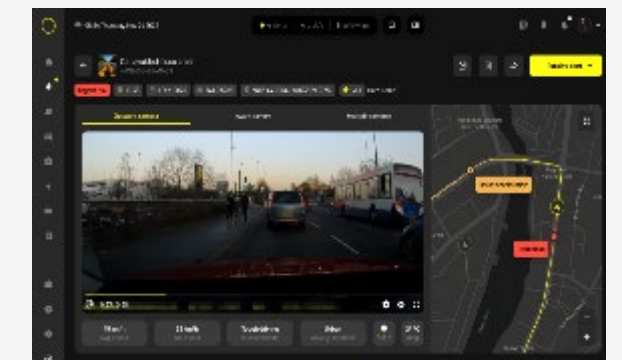
ADAS & DMS

Focus on ADAS, Driver & Camera Monitoring Systems

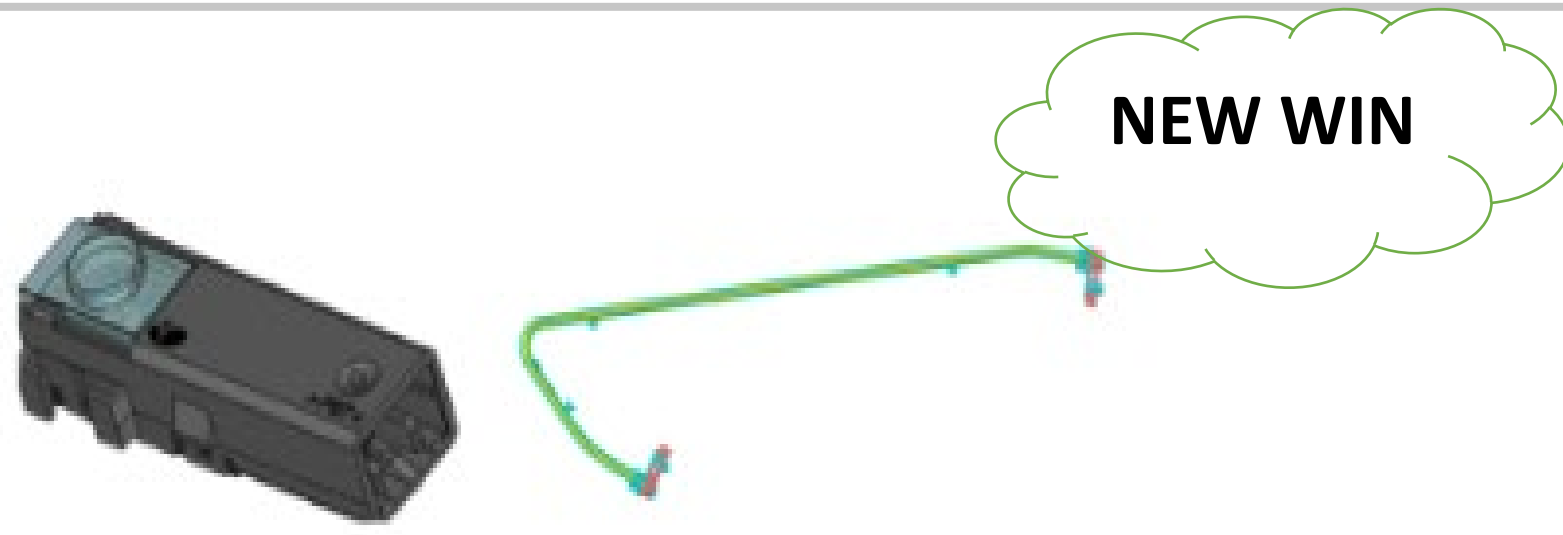


Varroc Smart Mobility

IOT Applications, including Vehicle Telematics & Fleet Management



Technological new age products win in last 18 months



Interior Ambient Lighting


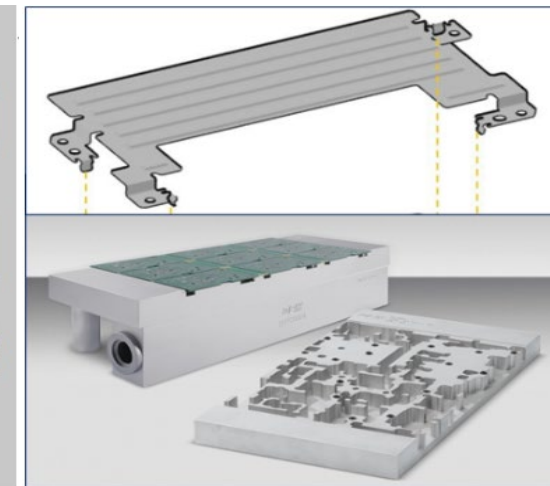
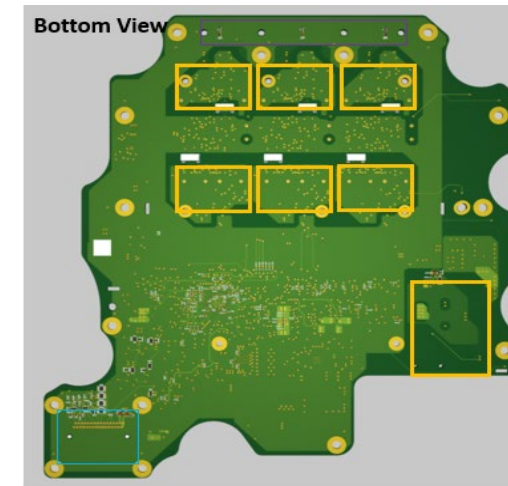
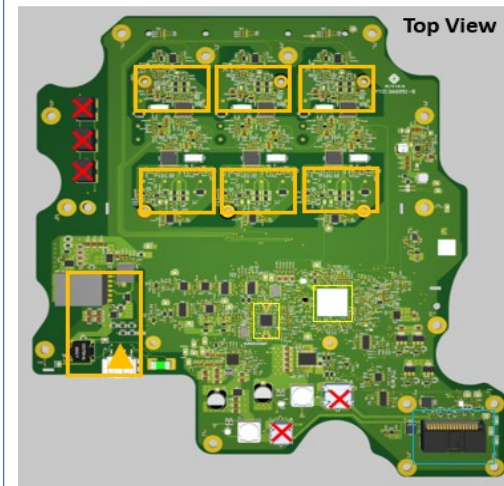
Interior ambient lighting products delivers an emotional atmosphere within the vehicle and also take over functional tasks like warning functions. They are used for

- Steering wheels
- Doors
- Roof Lamps
- Glove boxes
- Footwell

Varroc Interior Ambient Lighting

Advantages:

- Standardization of light engines
- Flexibility of using it for different applications
- Competitive cost approach



Front Drive & Rear Drive Inverter Electronics for Electric PV

Inverter in an electric vehicle converts direct current (DC) from the battery to alternating current (AC) for the electric motor. Inverter Electronics is meticulously crafted, designed with precision and engineered to perfection, this inverter stands as a testament to our dedication to excellence and showcase our advanced electronics manufacturing capabilities. This needs to withstand Enviromental Requirements, EMC Standards, Product handling etc.

Enviourmental

- Heat cycles
- Humidity cycles
- Thermal cycles (hot/cold)
- Xenon tests
- Odor tests


EMC

- ESD tests
- Pulse interference on supply & sensor lines
- Conducted emissions tests
- Bulk current injections tests

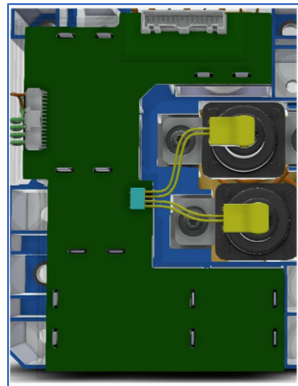
Handling

- Chemical resistance
- Vibration resistance
- Cleanability
- Serviceability

Recent High Voltage awarded project


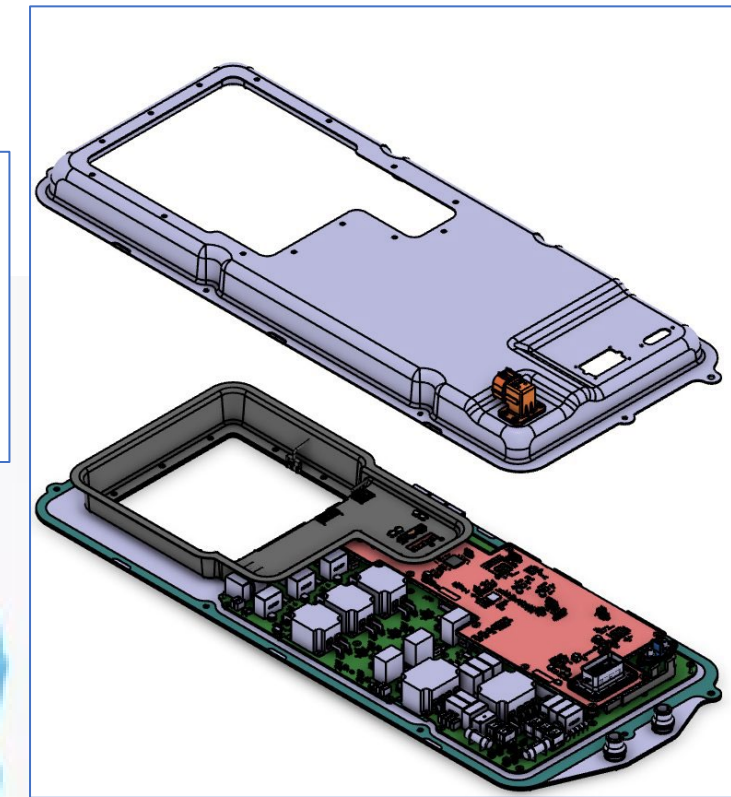


PCBA Inverter Atlas Alpha Shunt Current Sense: monitor and control the flow of electrical current in a three-phase motor drive or power conversion system.




PCBA Daughter Board: is a **secondary circuit board** that connects to the **main inverter board** to provide **specialized functions**

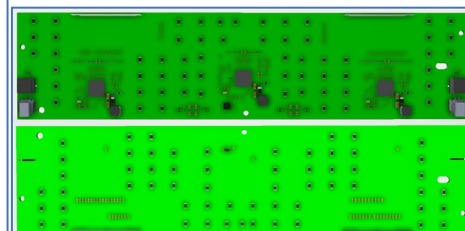
PEU: the Power Electronics Unit, is responsible for on-board charging, power conversion, and control of the high voltage battery.



LV Control: refers to the systems and components used to **monitor, regulate, and operate electrical equipment** that runs on **low voltage**, typically **below 1000 volts AC or 1500 volts DC**.


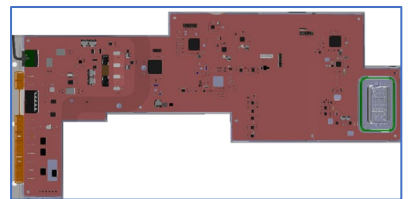


PCBA Inverter Main Atlas Rohm: The **main inverter** converts **DC power from the battery into AC power** to drive the electric motor. It is a central part of the vehicle's propulsion system



TSU PCBA: is a dedicated circuit board used in inverter systems—to **accurately measure current** using shunt resistors. It processes and transmits current data to the main control board, and system monitoring.

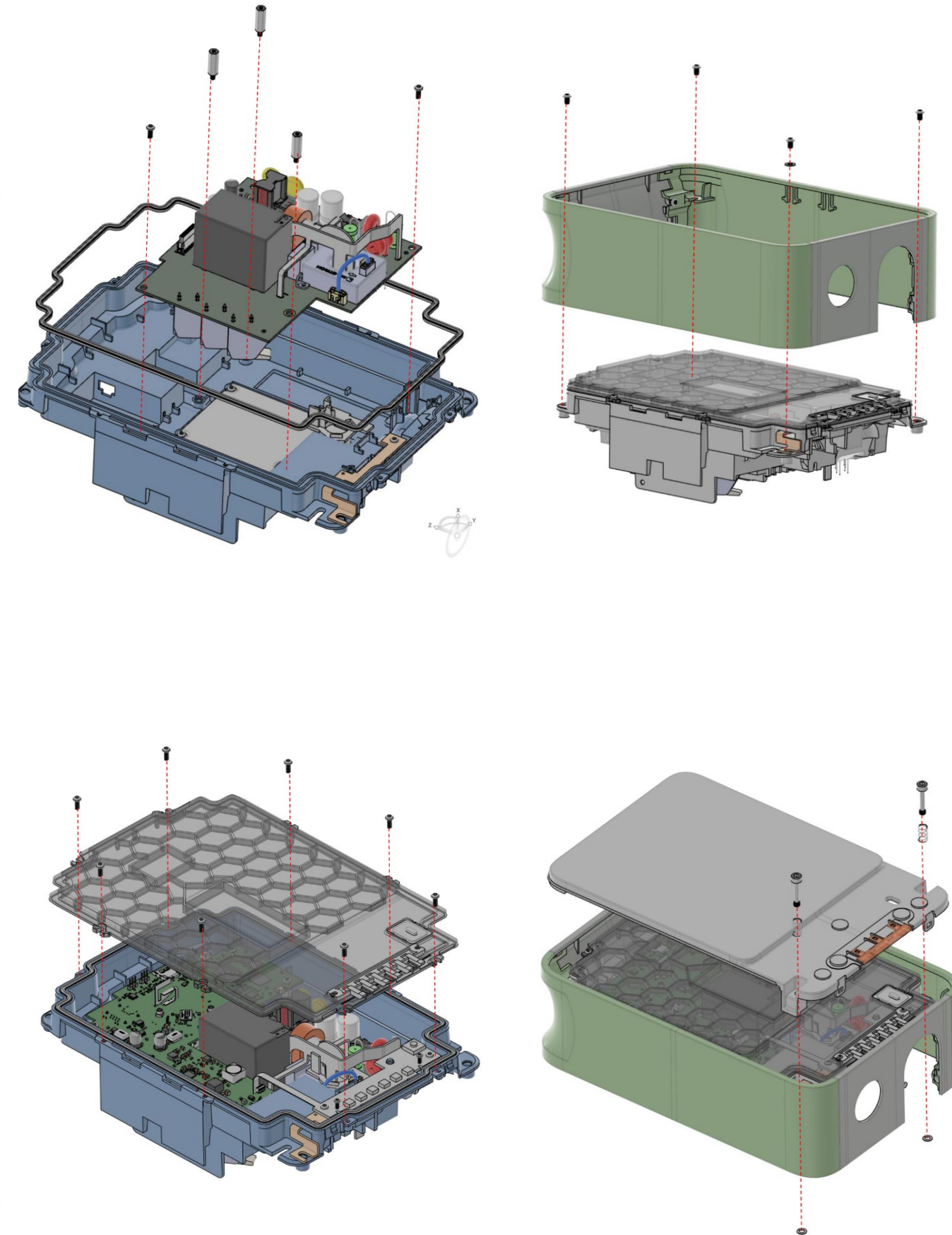
HV Power PCBA: refers to electrical power systems or components that operate at **voltages significantly higher than standard household levels**. Typically, HV starts at **above 1000 volts AC or 1500 volts DC**, and is used in **industrial, transmission, and specialized equipment** where large amounts of energy need to be moved efficiently.



Bidirectional L2V2 Charger



- Wallcharger/Wallbox for the end customer
- To be used in front of your house or for public charging stations with wall mount
- Manages high-power AC up to 11.5 kW for EV charging
- Highly efficient (>97%) and accurately metered power
- Bi-directional power flow
- Continuous current rating of 48 Amps
- Control module to manage all communications



Product Specifications

The Wallcharger PCBAs are produced to withstand General Automotive Requirements, which include Environmental Requirements, EMC Standards, Product handling etc.


Component Level:

- AEC-Q100
- AEC-Q200



PCB Level:

- IPC-6012 Class3 - PCB
- RoHSs - Directive 2002/95/EC - PCB



System Level:

- IATF 16949





Our Businesses

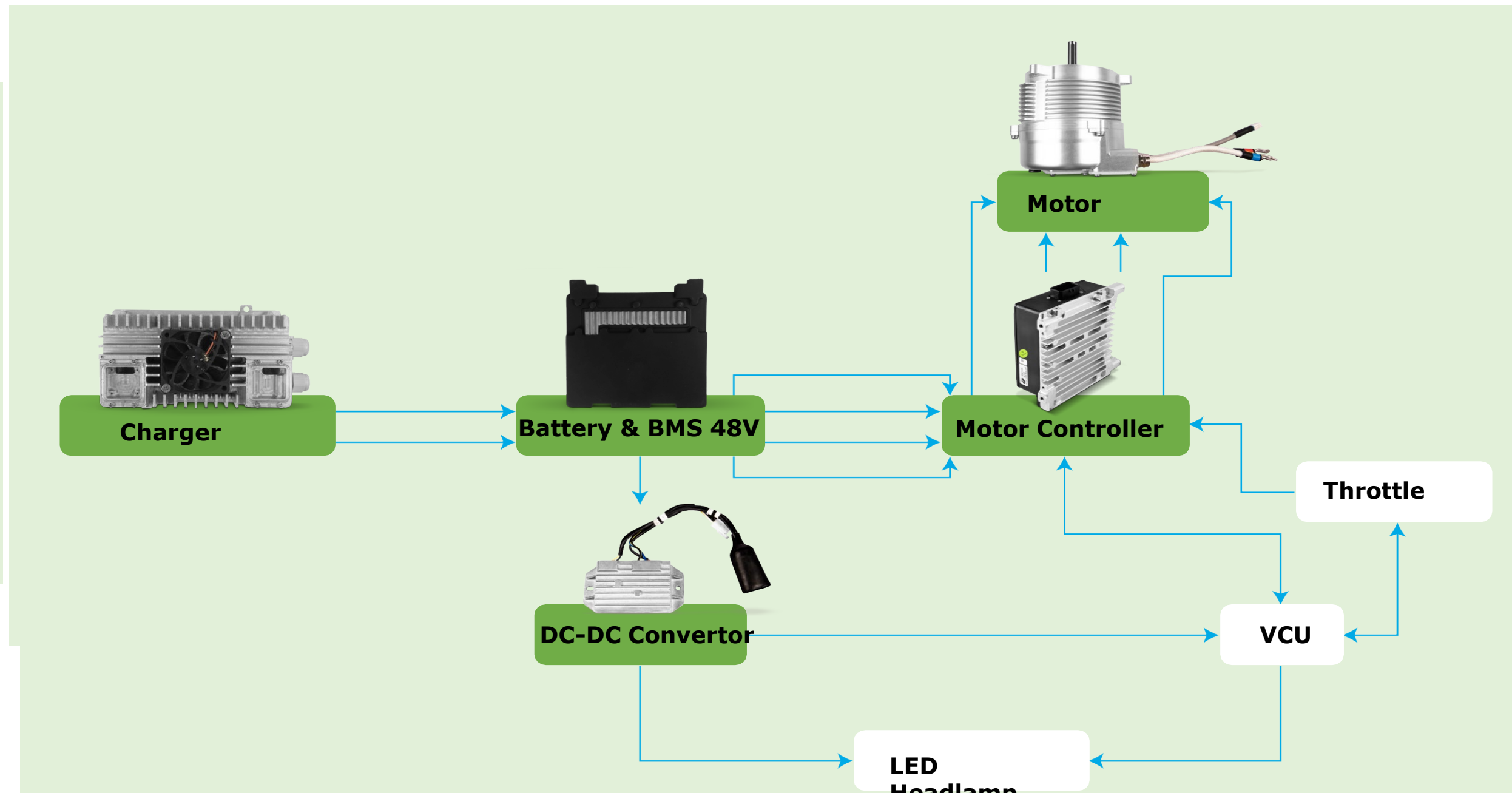
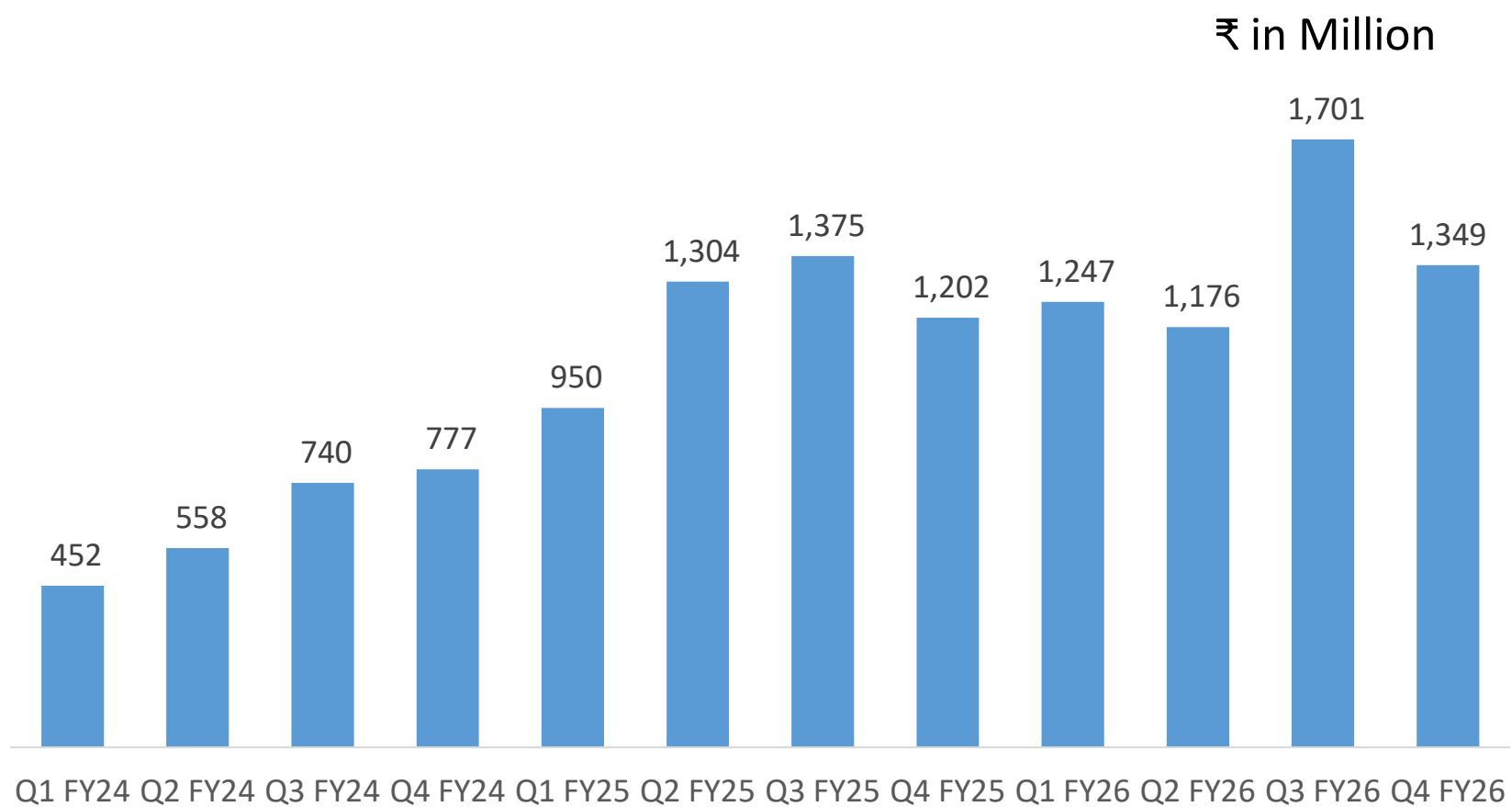
27th May 2026

Powering India's Mobility: E-Mobility



2 FACILITIES - INDIA

- Locally designed, developed and manufactured
- Fully IoT enabled machines
- Complete vertical integration for Electronic Manufacturing
- Motor Dyno Testing System for testing 2W and 3W EV



Components

- Customer CTQ's
- Component Design
- Robust analysis to predict the design meets all CTQs
- Tolerance analysis to ensure DFM
- Material and component data base to speed up the design

Sub Systems

- Customer requirements and CTQs
- Sub-system level CTQs
- Design of Electronic Hardware, Software & Mechanical
- Sub system level simulation and analysis to ensure robustness
- Model Based design and system validation (HILS)

Systems

- System level requirements and CTQs
- Architecture design
- Electronics, Control System and Software architecture design & development
- System integration and testing (HILS)
- Vehicle level testing

Powering India's Mobility: ICE Powertrain Solutions



5 FACILITIES - INDIA



2 FACILITIES - ITALY

- Products developed to meet stricter emission norms under BS VI
- Delivers high performance, cost-effective components
- Drive innovation have built products like Integrated Starter Generator, Electronic Fuel Injection, Sodium filled valves.

Engine Components



Valves
Designed for 30% longer lifespan with optimized heat resistance & reduced friction



Transmission Component
Deliver 15% higher efficiency with precision-forged gears



Crankpins & Balancer
Reduce vibration by 25%, improving ride quality & engine longevity

Generator Solutions



Magneto & Regulator Rectifier
Provide 20% better power stability, enhancing battery life



Integrated Starter Generator (ISG)
Improves fuel efficiency by 8%, ensuring seamless restarts



Crankpins & Balancer
Reduce vibration by 25%, improving ride quality & engine longevity

Motor Solutions



Starter Motor
Offers 15% faster engine starts, with improved torque output

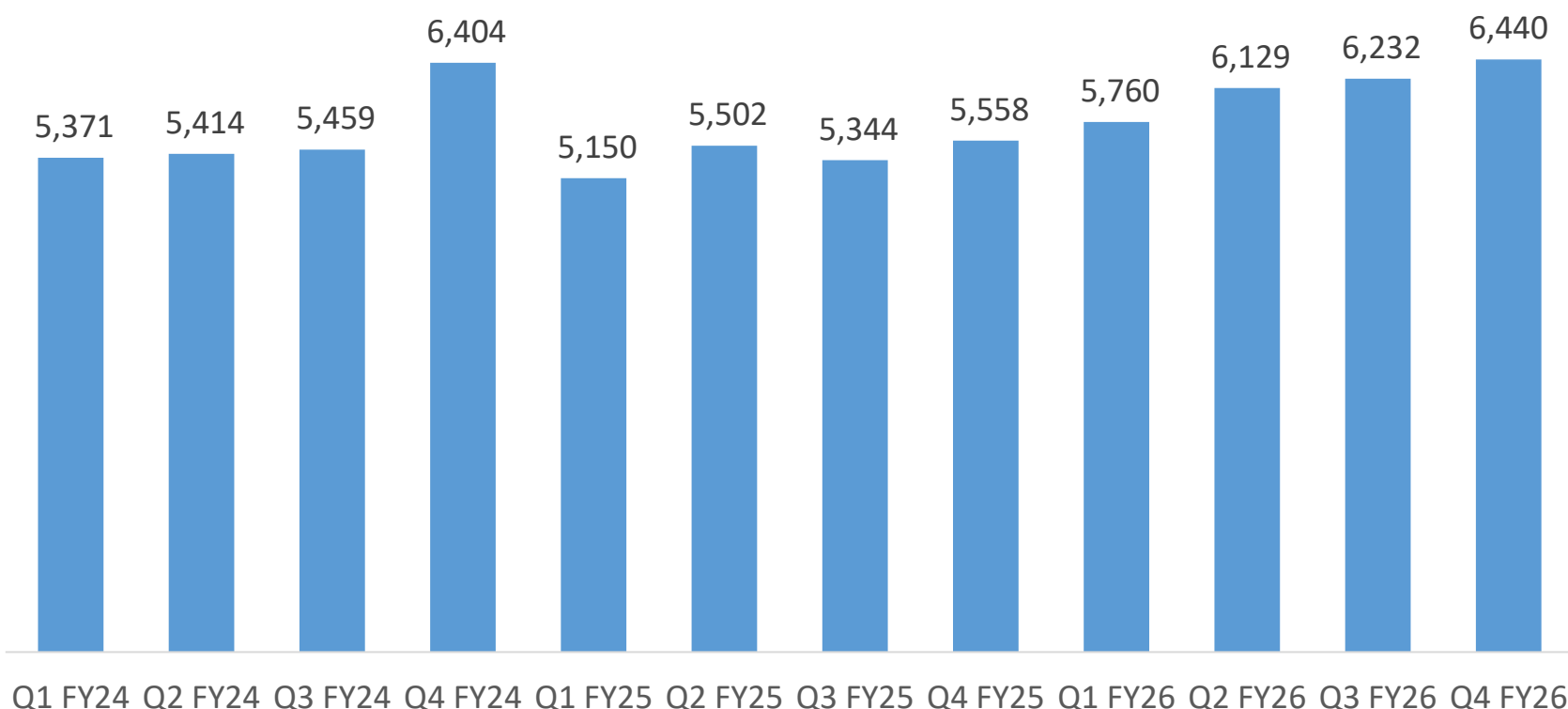


Actuator Motor
Increases precision by 12%, ensuring smoother vehicle operations



Wiper Motor
Delivers 20% longer life with optimized speed control

₹ in Million



Powering India's Mobility: Lighting Solutions



5 FACILITIES - INDIA



5 FACILITIES - GLOBALLY

- Varroc is delivering cutting-edge Visibility and Indication Systems for 2W, 3W, and 4W vehicles
- Our expertise spans LED, Matrix and Xenon technologies, focusing on lightweight, energy-efficient designs that enhance safety and aesthetics
- We integrate advanced innovations like Adaptive Driving Beam (ADB) Systems for glare-free night driving and LiDAR-enabled headlamps for ADAS compatibility.

Visibility System



Headlamps

Deliver 50% better illumination, 40% longer life, and enhanced safety with AFS (+20% visibility) and DRLs (+30% daytime visibility)



Signaling Lamps

3D tail lamps with patented lenses offer a signature glow and integrated stop/tail functions. Virtual image tech delivers wide-angle illumination



Projector Modules

Compact LED projectors combine beams & ALU functions for optimal lighting, with precision systems for logo projection & customizable module



Specialty Lighting

Sleek lamps with animated displays, adaptive lighting (DRL, ADB, AFS), and 3D-effect tail lamps with LED welcome features enhance style, safety.

Indication System



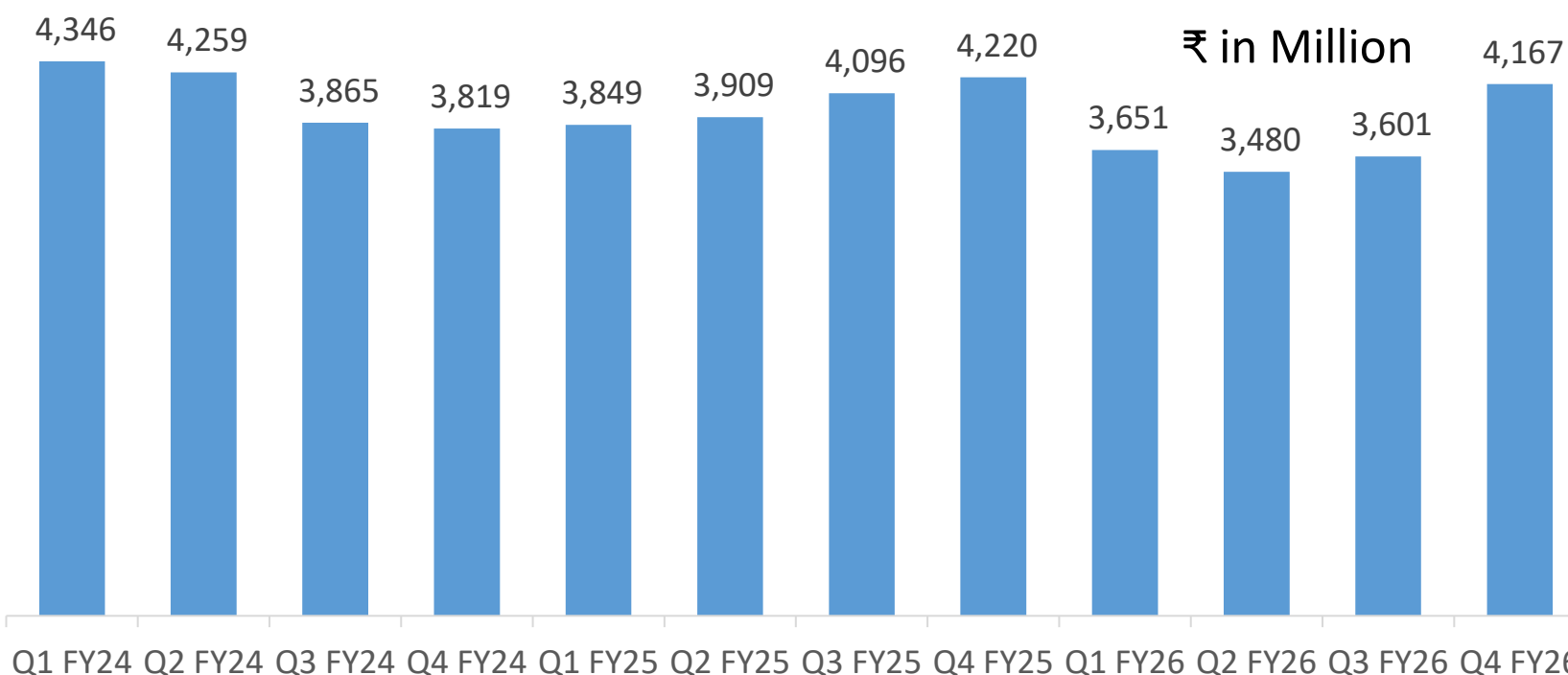
Winker

LED winkers offer 25% better visibility and 50% longer life, while dynamic turn indicators enhance signaling with progressive illumination.



Blinker

Reduce power use by 20% and respond faster. Smart modules adapt brightness to conditions, while sequential indicators enable safer, quicker lane changes.



Powering India's Mobility: HMI Solutions



3 FACILITIES - INDIA

- Varroc HMI solutions enhance rider control, connectivity, and safety with advanced instrument clusters, telematics, sensors, and switches.
- Our products are backed by state-of-the-art manufacturing facilities, including high-precision molding, SMT lines for electronic assembly, and in-house testing labs, we ensure best-in-class quality, durability and performance.

Hardware Solutions




Digital Instrument Cluster

Offer 40% brighter displays, hybrid designs blend analog and digital, and cloud dashboards enable real-time monitoring and diagnostics



Smart Telematics & Monitoring System

GPS diagnostics with 4G LTE enable real-time tracking, 5% faster data, and remote OTA software updates.




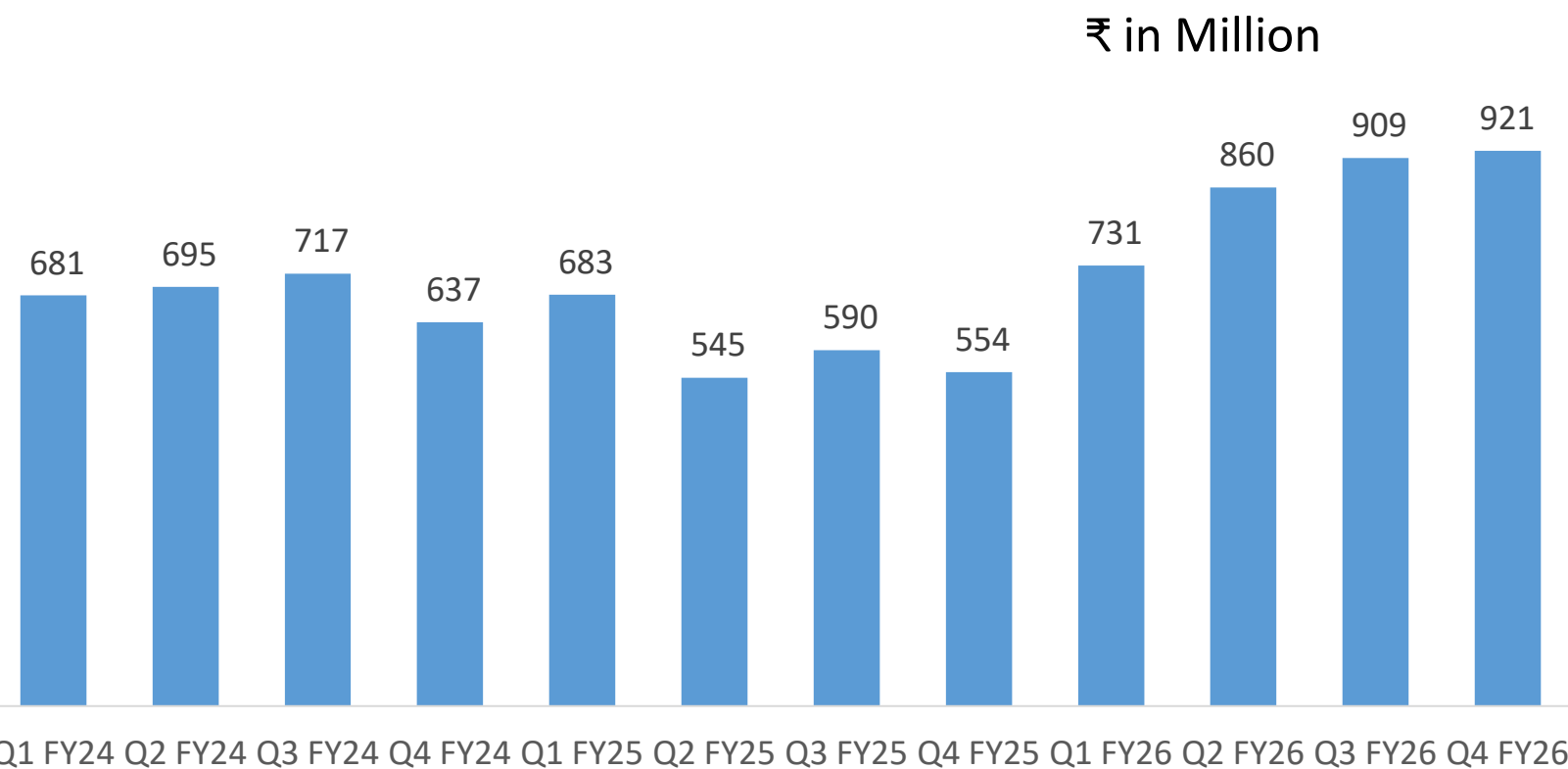
Indirect Tyre Pressure Monitoring System

Prevents 80% of tyre-related accidents and boosts fuel efficiency by 10% through optimal pressure alerts.



Smart Sensors

Rain & light sensors auto-activate headlamps; speed & position sensors boost performance monitoring accuracy by 30%.



Ergonomic Handlebar Switches

Backlit, sealed design enhances visibility and water resistance, with 20% better accessibility to reduce rider fatigue.

Powering India's Mobility: Body System Solutions




14 FACILITIES - INDIA

- Varroc offer end-to-end design, development, and manufacturing
- Our expertise spans in lightweighting, 2K molding, and 3i technology enables durable, efficient, and sustainable solutions.

Exterior & Interior Molded Parts



Exterior Molded Components
Molded-in-color design offers a sleek finish, while advanced molding cuts weight and cost.



Tail Lamp Assembly
Integrated tailgate with lighting and camera boosts utility; 2K Dolphin Spin tech adds premium finish and IP55 durability.



Soft Door Trim
Enhance cabin feel along dual-tone armrest and metallic speaker grilles, adding a stylish, premium finish.



Cockpit/ Dashboard
fits all platforms, with smart storage, ambient lighting, and sustainable materials for enhanced utility & appeal

Painted Parts



Painted Body Panels & Covers

Piano black finish offers seamless gloss and durability, enhancing vehicle appeal with a high-end, sophisticated look.

₹ in Million

Functional Polymer Components



Lightweight Structural Component

End-to-end in-house production with durable, premium finishes for parts like oil pans, visors, engine protectors



Air Filter Assembly

In-house development with submicron filtration, sound-reducing resonators, & dust/oil separation for longer engine life



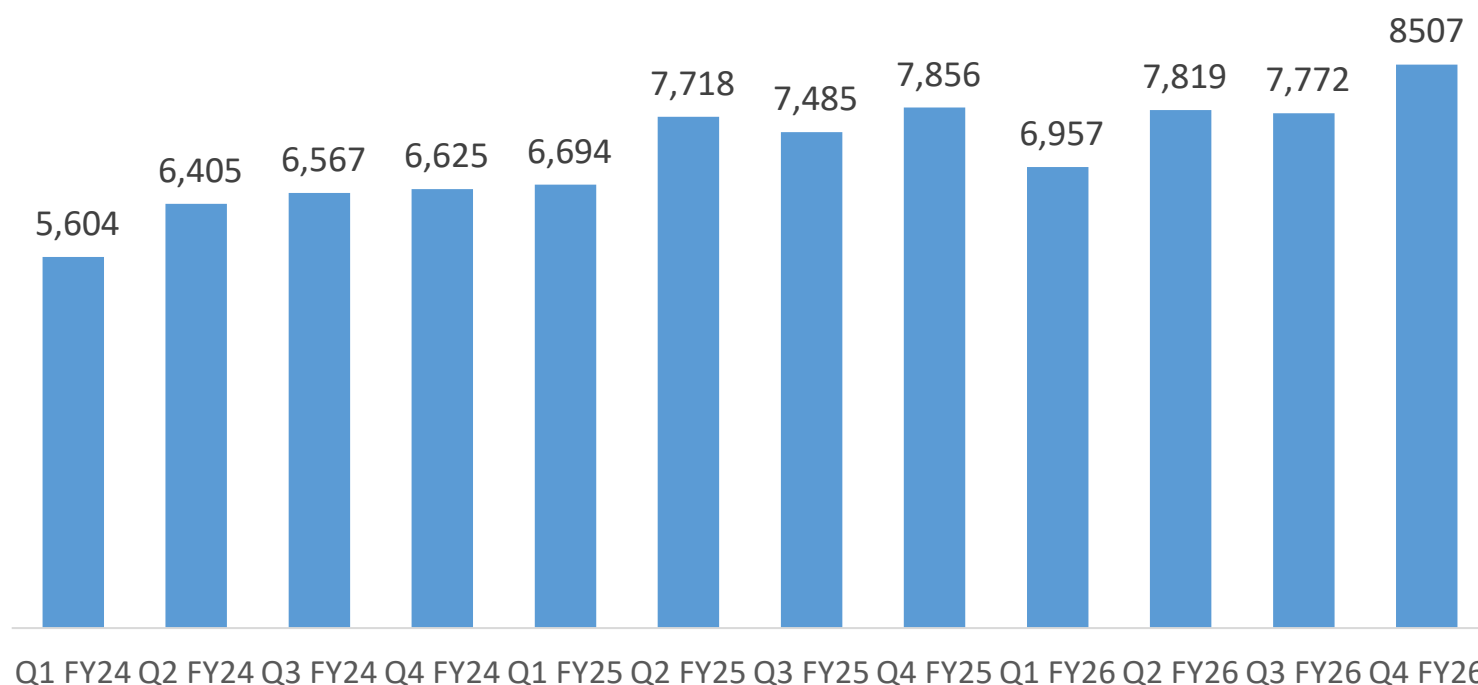
Seat Assembly

In-house 2W/3W seats offer durable, lightweight comfort with premium finishes like PU skin and multi-layer foam.



Mirror Assembly

Premium 2W/3W/4W mirrors with anti-dazzle glass, global compliance, and stylish manual/electric options.



Powering India's Mobility: **Aftermarket**



EXPORTS TO
30+ COUNTRIES

PAN INDIA DISTRIBUTOR
+310 Cities
+720 Distributors

Our Product Portfolio



Lighting

Electrical, Electronics, and Lighting products meticulously crafted to optimize vehicle performance.



Spare Parts

Includes forged components, filters, and rubber parts, built for exceptional reliability and longevity, ensuring unwavering support for your vehicle



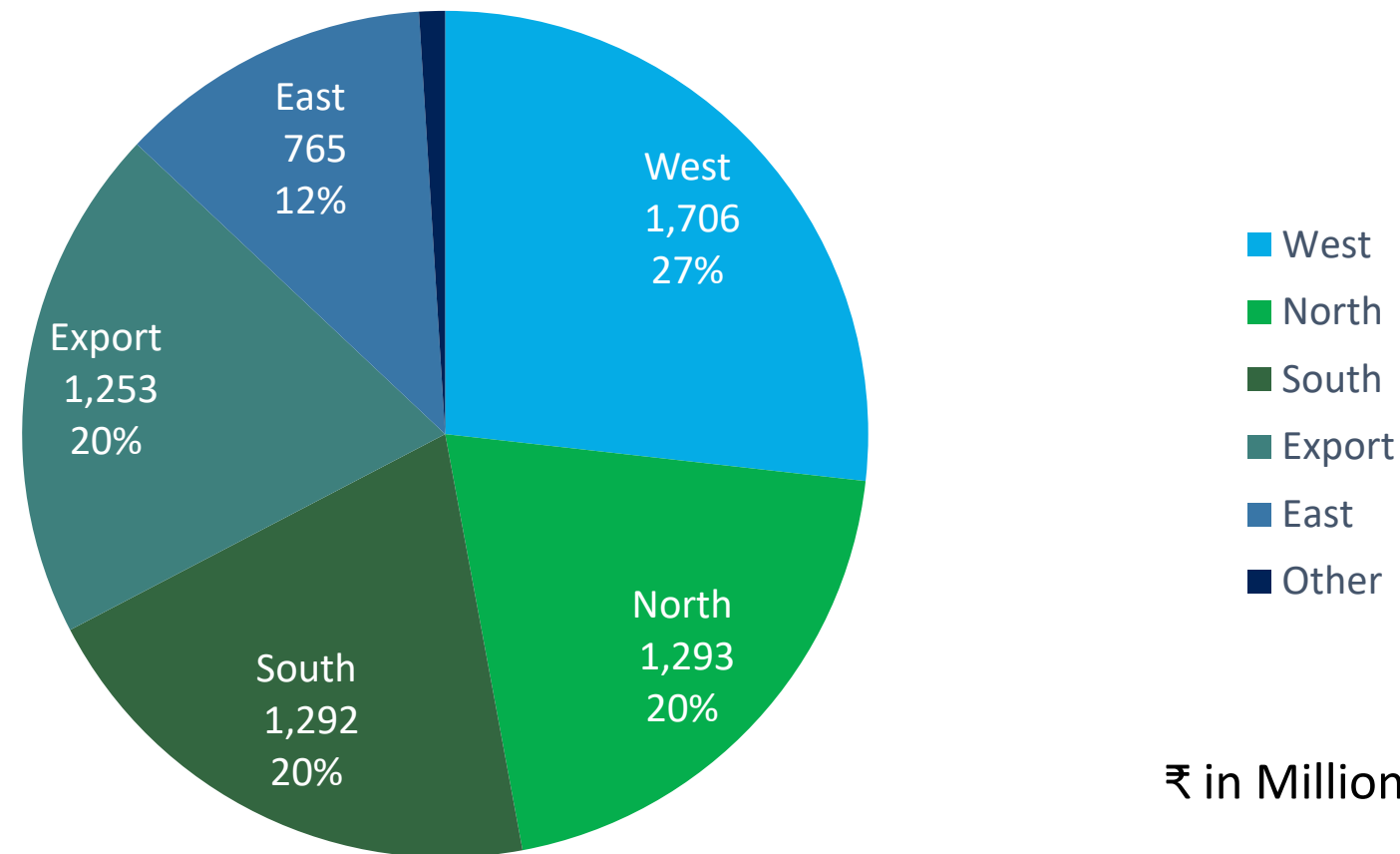
Lubricants

Specialized engine oils tailored for 2W/3W/4W. Offers optimal protection and contribute to overall efficiency of your vehicle.

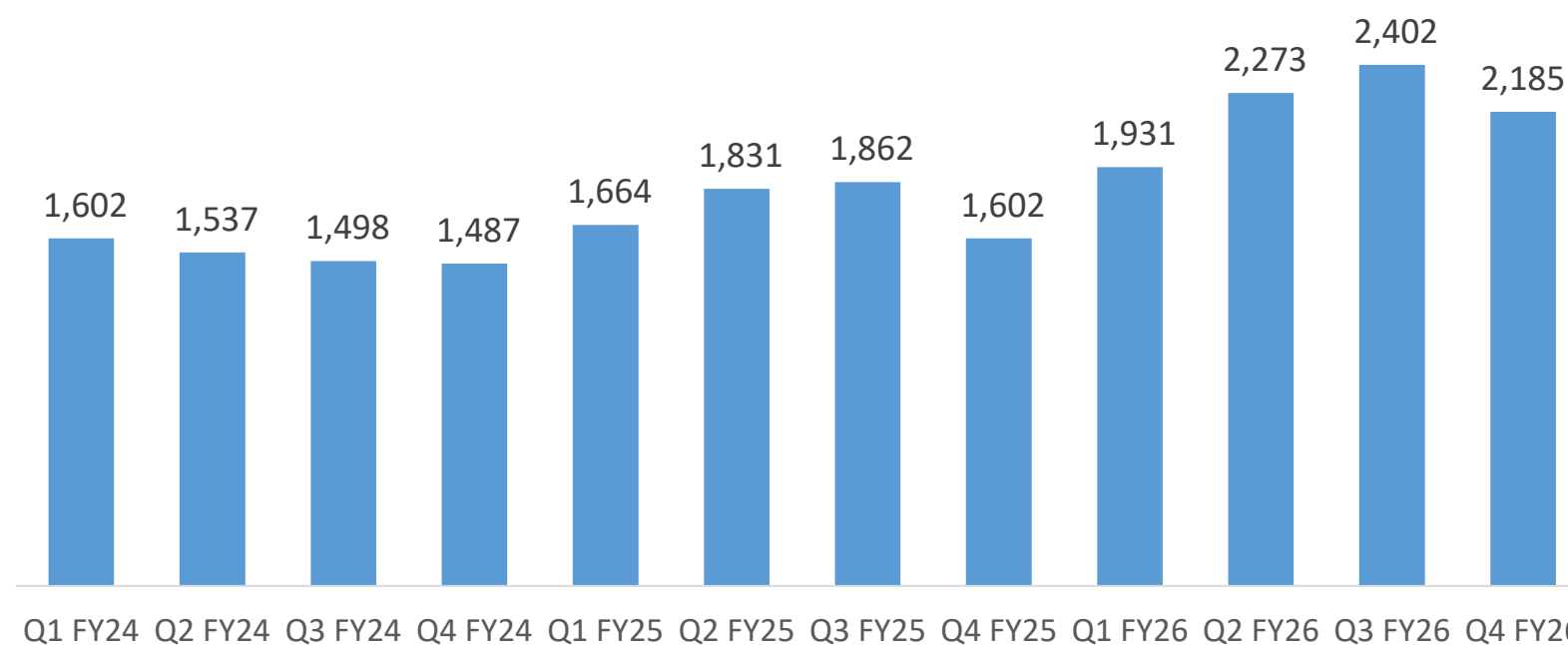


Automotive Accessories

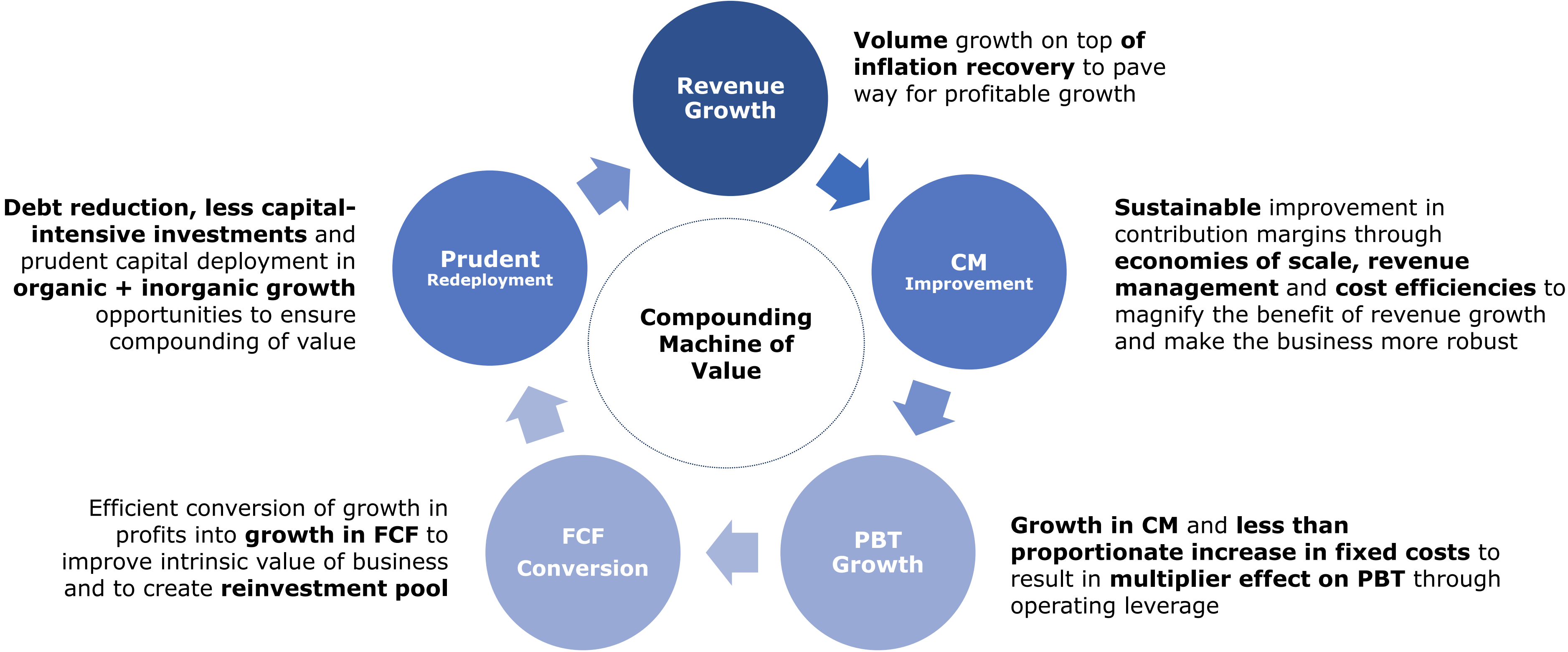
Diverse range from Helmets to Roof Rails, meticulously crafted to enhance, personalize and optimize vehicle functionality & safety.



₹ in Million



Focus areas for Varroc



Our Key Strengths



Strong Competitive Position in a Growing Market Segment

- Leading technology supplier to 2W market
- Leading supplier of exterior lighting to passenger cars
- Emerging system supplier in ADAS, telematics and cockpit electronics



Long Standing, Growing Customer Relationships

- Strong long-standing relationships with marquee OEMs across high-end and mass market segments
- Ability to invest to meet growing customer needs
- Advanced test lab helps in speeding up the process of design, development to commercialization of technologically advanced products for our customers.



Comprehensive Solution Provider

- End-to-end services across design, development and delivery
- Wide range of products across E-mobility, Ice powertrain, lighting solutions, HMI solutions, Body system solutions and Electrical.
- Ability to cross-sell to meet customer requirements



Low-Cost Manufacturing Footprint

- Pan-India presence enabling proximity to customers
- Strategically located with global footprint (Manufacturing plants in India, China, Vietnam, Romania, & Italy)



Continuous Focus on R&D Capabilities Enhancing Portfolio

- Developing innovative, cost-competitive proprietary products continuously.
- Well-positioned to benefit from key trends like safety digitalization, electrification, and increased electronics use.
- With our experts in automotive technology and the latest global advancements, we develop world class solutions with highest-standards



Sustainability



At Varroc, our ESG & Sustainability vision is to co-create a sustainable value for our stakeholders through **innovative research**, engineering, & manufacturing of environmentally **sustainable products** for mobility sector through **environment friendly operations** aligning with our corporate vision to 'Create safe, smart, and sustainable future mobility solutions for everyone.


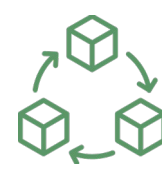
1. SUSTAINABLE PRODUCTS

Enabling positive impact on environment via eco-friendly designs and manufacturing materials, following the design for environment approach.



2. SUSTAINABLE OPERATIONS

Eco-friendly manufacturing, adhering to environmental norms, increasing renewable energy use, and enhancing waste recycling.



3. EMPLOYEE GROWTH & DIVERSITY

Nurturing employee skills, diversity, inclusion and human rights adherence.



4. SUSTAINABLE SUPPLY CHAIN

Building a sustainable network of suppliers meeting environmental and social standards.




5. COMMUNITY DEVELOPMENT

Harnessing our expertise and employee efforts for community betterment.



6. ETHICAL GOVERNANCE

Implementing ethical practices for sustained company growth.





RENEWABLE ENERGY

- **36%** Renewable energy contributions. Commitment to increase to **50%** in coming years.
- We generated **78 Million units** of renewable energy in FY26 which is equivalent to avoiding **55,380 tonnes of CO2e emissions** in the atmosphere.



GHG EMISSIONS

- **47** Energy efficiency and Energy conservation projects/Kaizens implemented in FY26.
- Approx. 22 Million KWH - Electricity units saved in FY26 which is equivalent to approx. **16,186 tCO2e**.



WASTE MANAGEMENT

- Over **90%** Waste generated across our plants is **Recycled**.
- **Zero Liquid Discharge** with Water Evaporation Technology.
- **Over 45% Wastewater is recycled & reused** in process or utilized for non-potable purpose such as gardening, tree plantation, landscape etc.



EHS

- Implementation of Occupational Health & Safety Management System across all the manufacturing Plants with **ISO 14001 & ISO 45001 certification**.



Varroc's Kham River Restoration Mission



Our commitment to the Kham River Restoration Project reflects our ethos of blending sustainability, innovation, and community engagement to restore one of Chhatrapati Sambhajnagar's most crucial water bodies and giving back to the city where we started.



1,74,521
sq. meters

Area
cleaned

58,771
sq. meters

Area
greened

2,60,000
Saplings

planted

7,314
meters

Banks
pitched

182 Events held and
17,00,000+ citizens
engaged

As a part of citizen engagement
programmes

**Accelerated waste
collection efforts in the
city**



Awards and Recognitions

- WRI Ross Center Prize for Cities
- St. Andrew's Price for Environment
- Special Jury's award in FICCI Water Awards under Urban Water and Wastewater Management
- Inclusion in River City Alliance and appreciation by National Institute of Urban Affairs
- Recognition received at the DHARA summit organized by National Institute of Urban Affairs



Creating meaningful differences to the society through environmental and social welfare projects



Kham River Restoration

- Kham River Eco Restoration Project was introduced with the objective of giving back to the city in which we started our operations
- Under this project, we focused on cleaning the Kham river, pitching riverbanks, greening areas around Kham river, effectively managing solid waste in the city, creating bio-diversity parks and engaging citizens about the benefits of clean river



Nurturing Future Sports Talent

- Varroc Vengsarkar Cricket Academy (VVCA)
- Partnered with Abhinav Bindra Foundation for competing Olympic games athlete program
- Supporting Varroc Inter school and industrial cricket tournaments
- Young Talent sponsorship program




Social Impact Programs

- Learn and Earn Program at Varroc Academy
- Women's Empowerment through association with MKSS Cummins college and Engineering For Women Creating meaningful differences to the society and environment

Thank You For your Valuable time!



Visit Us:



varroc.com

