



June 02, 2026

The Manager Corporate Relationship Department BSE Limited Floor 25, Phiroze Jeejeebhoy Tower Dalal Street, Mumbai-400001	The Manager – Listing Department National Stock Exchange of India Limited Exchange Plaza, 5 th Floor Plot No. C/1, G Block, Bandra Kurla Complex, Bandra(E), Mumbai-400051
BSE Scrip Code: 532341	NSE Symbol: IZMO

Dear Sir/Madam,

Subject: Investors' Presentation.

In terms of Regulation 30 of the SEBI (Listing Obligations and Disclosure Requirements) Regulations, 2015, we submit herewith a copy of Investors Presentation with respect to Business Overview of Izmo Limited (“the Company”).

Further a copy of the same is also available on the website of the Company, viz., www.izmoltd.com

Kindly take the same on record.

Thanking You

Yours faithfully,
for **IZMO Limited**

Varun Kumar A S
Company Secretary and Compliance Officer

Enc: As Above

izmo Ltd.

177/2C, Bilekahalli Industrial Area,
Bannerghatta Road, Bangalore-560 076, India
CIN: L72200KA1995PLC018734

+91 8067125401 – 07/09
info@izmoltd.com
www.izmoltd.com



izmoltd.

IZMO

Q4 & FY26
Investor Presentation



Disclaimer

This presentation has been prepared by IZMO Limited (the “Companies”) solely for information purposes and does not constitute any offer, recommendation or invitation to purchase or subscribe for any securities, and shall not form the basis or be relied on in connection with any contract or binding commitment what so ever. No offering of securities of the companies will be made except by means of a statutory offering document containing detailed information about the Companies.

This Presentation has been prepared by the Companies based on information and data which the Companies considers reliable, but the Companies makes no representation or warranty, express or implied, whatsoever, and no reliance shall be placed on, the truth, accuracy, completeness, fairness and reasonableness of the contents of this Presentation. This Presentation may not be all inclusive and may not contain all of the information that you may consider material. Any liability in respect of the contents of, or any omission from, this Presentation is expressly excluded.

Certain matters discussed in this Presentation may contain statements regarding the companies market opportunity and business prospects that are individually and collectively forward-looking statements. Such forward-looking statements are not guarantees of future performance and are subject to known and unknown risks, uncertainties and assumptions that are difficult to predict. These risks and uncertainties include, but are not limited to, the performance of the Indian economy and of the economies of various international markets, the performance of the industry in India and world-wide, competition, the companies ability to successfully implement its strategy, the companies future levels of growth and expansion, technological implementation, changes and advancements, changes in revenue, income or cash flows, the companies market preferences and its exposure to market risks, as well as other risks. The companies actual results, levels of activity, performance or achievements could differ materially and adversely from results expressed in or implied by this Presentation. The companies assumes no obligation to update any forward-looking information contained in this Presentation. Any forward-looking statements and projections made by third parties included in this Presentation are not adopted by the companies and the companies is not responsible for such third party statements and projections.

Table of Contents

01



Financial
Highlights

02



Company
Overview

03



Business
Overview

04



Industry
Overview

05



Way
Ahead



Consolidated
FINANCIAL HIGHLIGHTS

Management Comment



Mr. Sanjay Soni

Managing Director, IZMO Ltd



“We have closed the fiscal year on a strong note, with good traction across our products portfolio.

While our core product segments continued to deliver stable performance, being the backbone of the Company, our subsidiary Izmo Microsystems has gained momentum over the recent months.

During the quarter overall we added 113 clients in the US and 33 in Europe and the UK. Continued stability in this run rate reflects the recognition that our products garner among customers.

In the quarter ended 31st March 2026, revenue increased 82.5% Y-o-Y to Rs. 109.2 cr. EBITDA excluding other income grew 32% Y-o-Y to Rs. 14.8 crores, while PAT increased 151.1% to Rs. 17.3 crores. The addition of new clients was complemented by rising contribution from Izmo Micro.

Our order book under Izmo Micro continues to grow, and we are making strides especially in our supply to the defense sector. We were also recently selected as a partner of choice for a project led by CPPICS at IIT Madras.

Moreover, izmo Micro recently entered a collaboration with CCRAFT and Alcyon, both Europe-based players, to design, produce and supply photonic ICs for various end-industries.

Overall, we are excited about the ongoing projects and are well positioned to leverage our core competencies for future opportunities. I would like to thank the entire Izmo team and all our stakeholders for their support, which drives the Company forward.”



Key Recent Updates

Izmo Microsystems – Key Packaging Partner with CPPICS

- Izmo Micro became the official Photonic IC Packaging partner in a project led by Centre for Programmable Photonic Integrated Circuits and Systems (CPPICS) at IIT Madras

izmo Micro expands Defense Order book

- Izmo Micro expanded its ongoing supply of advanced semiconductor packaging solutions to the domestic Defense electronics sectors
- Company is supplying critical components – high-frequency RF module packaging, and radar receiver module assembly and packaging – for defense applications

Partnership with CCRAFT & Alcyon Photonics

- Izmo Micro entered into strategic MoU with CCRAFT SA, a Swiss thin-film lithium niobate photonic chip foundry, and Alcyon Photonics SL, a Madrid-based leader in integrated photonics IP design
- The tri-party collaboration would jointly design, produce and commercialize advanced photonic integrated circuit (PIC) solutions for the datacom, telecom, aerospace, and sensor markets

Entry into Defense Sector

- Izmo Micro commenced association with leading defense organizations in India – encompassing Govt. research establishments, defense PSU's, and private sector defense primes – as a packaging partner for mission-critical electronics programs – reinforcing the 'Atma Nirbhar Bharat' ethos

Key Recent Updates



izmo Micro

Advanced Space Electronics Packaging

- Successfully developed high-complexity 3D SiP module for Space Payload Camera Electronics – a significant milestone in space-grade semiconductor packaging
- Achieved 84% footprint reduction, replacing traditional 200 × 200 mm PCB electronics with compact 81 × 81 mm module
- Developed fully indigenized hermetic ceramic package in India, with robustness for extreme thermal & vacuum conditions encountered in space missions



FrogData Partners with FordDirect to offer AI-Driven Service Operations Solutions


- Izmo to offer solutions on 'The Shop' – a trusted digital marketplace serving Ford & Lincoln retailers
- FixedOps Mojo – AI-powered service operations intelligence platform, helps dealers improve Effective Labor Rate, reduce profit leakage & optimize service performance
- FixedOps Velocity, a hyperlocal service marketing solution, enables dealers to retain post-warranty customers & defend service revenue against independent repair shops

izmomicro – Semiconductor Expansion

izmoltd.




Investment in Semiconductor Packaging unit is showing results



Breakthrough in advanced packaging for Silicon Photonics and Power modules



Steady growth through technology innovation



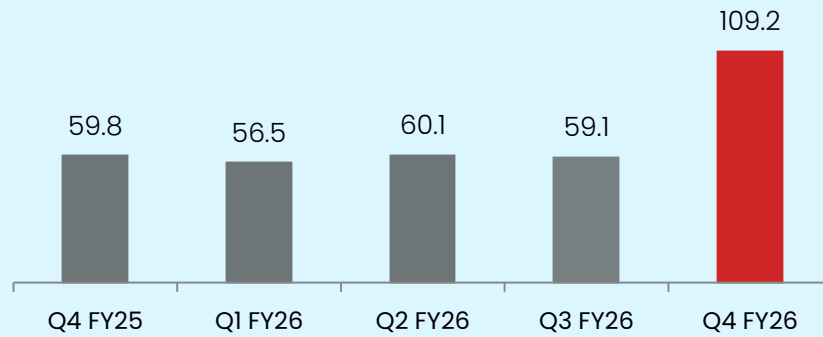
Strong order book position



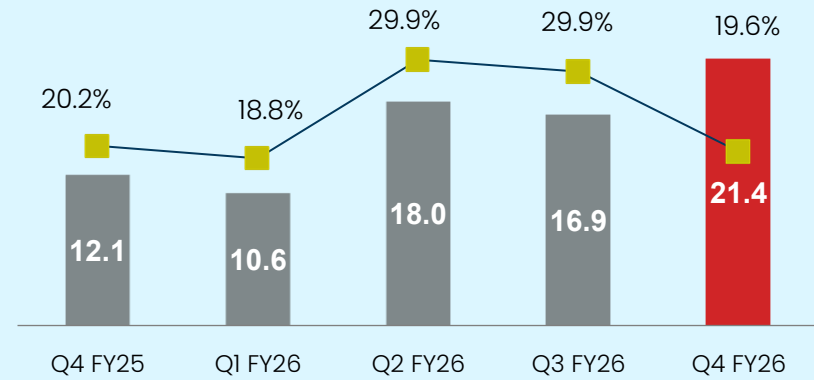
Additional support from dedicated teams in USA and Germany

Consolidated Quarterly Financial Highlights

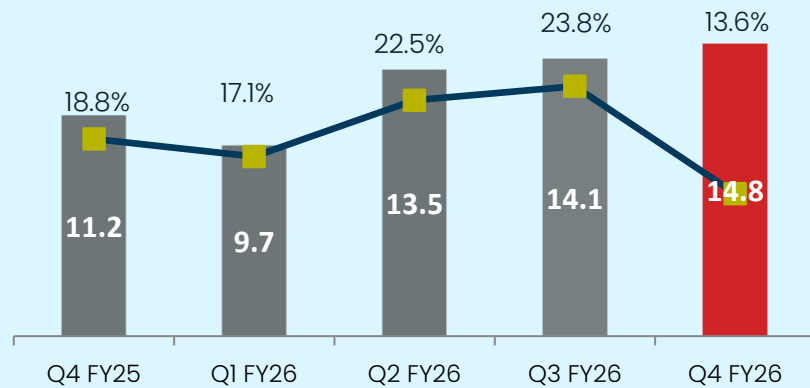
Revenue from Operations (Rs. Cr.)



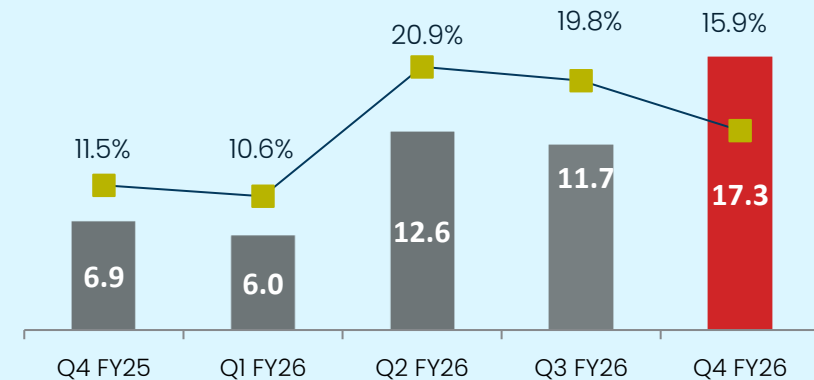
EBITDA (incl. other income) (Rs. Cr.) / Margin (%)



EBITDA (excl. other income) (Rs. Cr.) / Margin (%)



PAT (Rs. Cr.) / Margin (%)



Consolidated Quarterly Financial Highlights

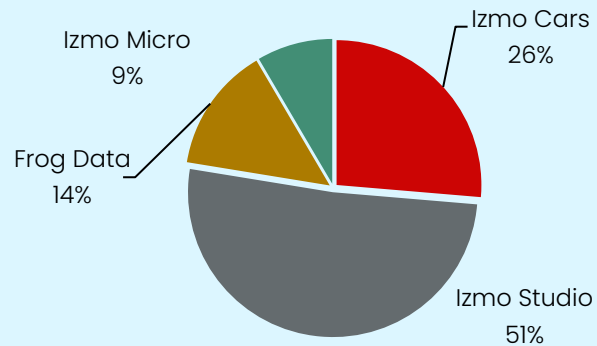
Rs. Crs	Q4 FY26	Q4 FY25	Y-o-Y %	Q3 FY26
Income from Operations	109.16	59.81		59.11
Other Operating Income	0.00	0.00		0.00
Total Income from Operations	109.16	59.81	82.50%	59.11
Raw Material Expenses	1.71	1.81		1.23
Employee Cost	23.62	28.28		29.23
Other Costs	69.00	18.49		14.57
Total Expenditure	94.33	48.57	94.20%	45.03
EBITDA (excluding other income)	21.36	12.09	76.62%	14.08
EBITDA Margin %	19.57%	20.22%	(65 bps)	23.81%
Other Income	6.53	0.85		2.81
Depreciation	4.31	4.67		4.56
Interest	0.43	0.57		0.38
Profit Before Tax	16.62	6.85	142.49%	11.94
Tax	(0.68)	(0.03)		0.24
Profit After Tax	17.30	6.89	151.07%	11.70
PAT Margin %	15.85%	11.52%	433 bps	19.80%
EPS in Rs.	11.56	4.63	149.68%	7.83

- Robust growth in top line from new client additions in core as well as new lines of business
- Increasing contribution from Izmo Micro helps boost sales and overall performance
- In-roads in Defense and growing order book from multiple sectors for izmo Micro

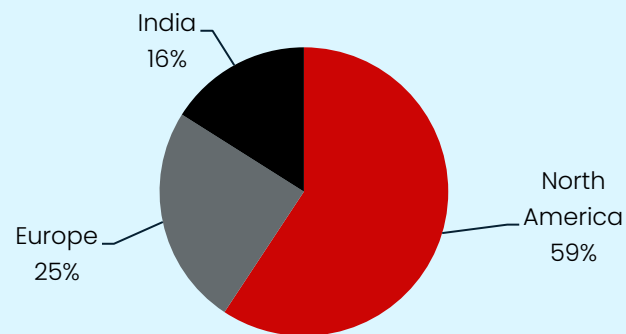
Revenue Bifurcations

Q4 FY26

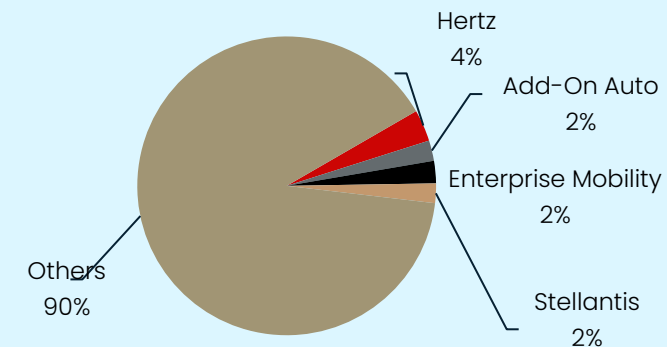
By Business Divisions



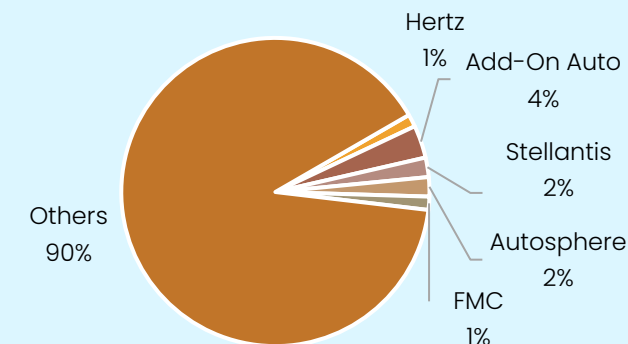
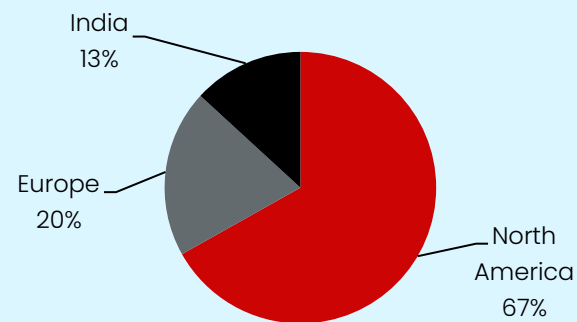
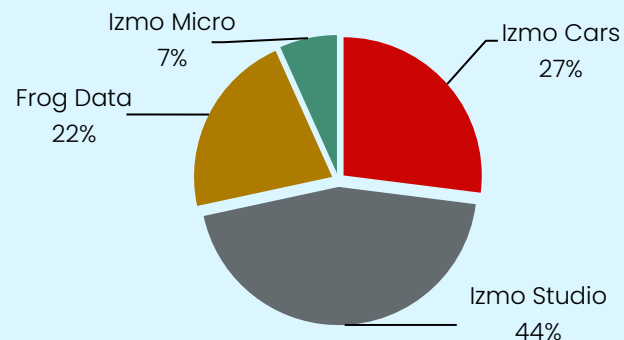
By Geography



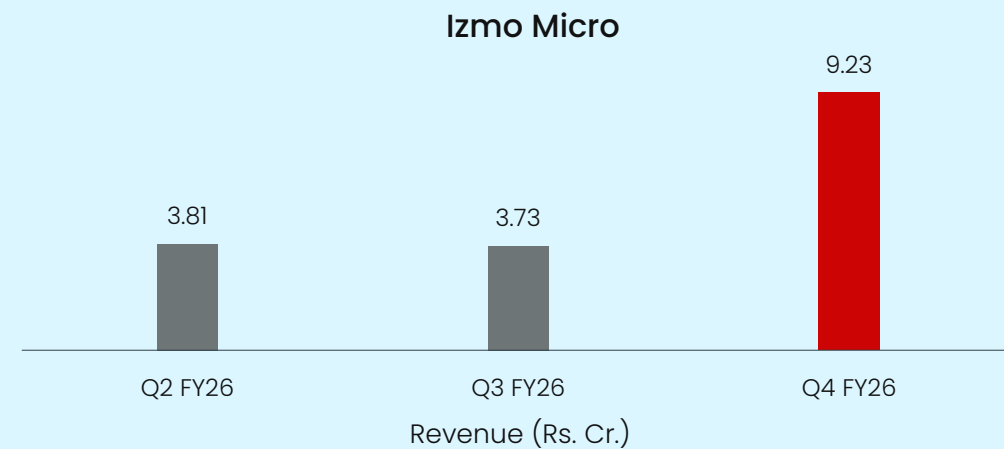
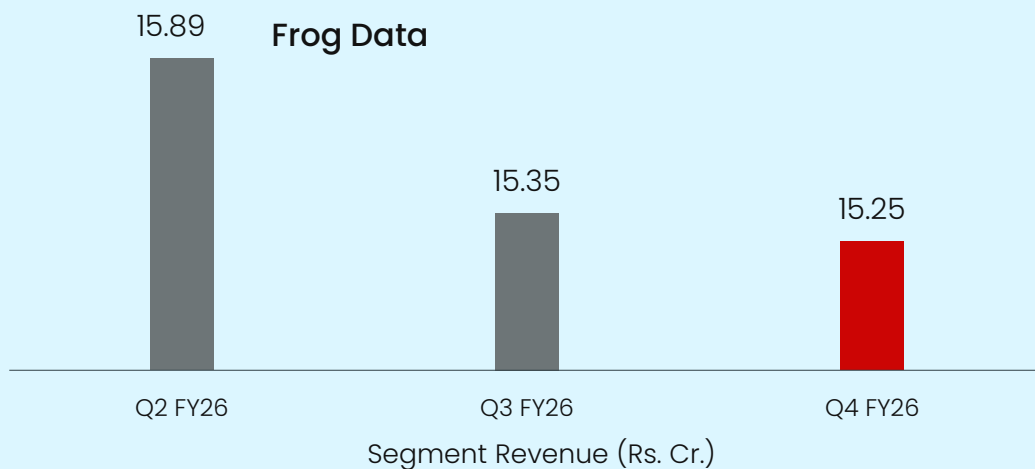
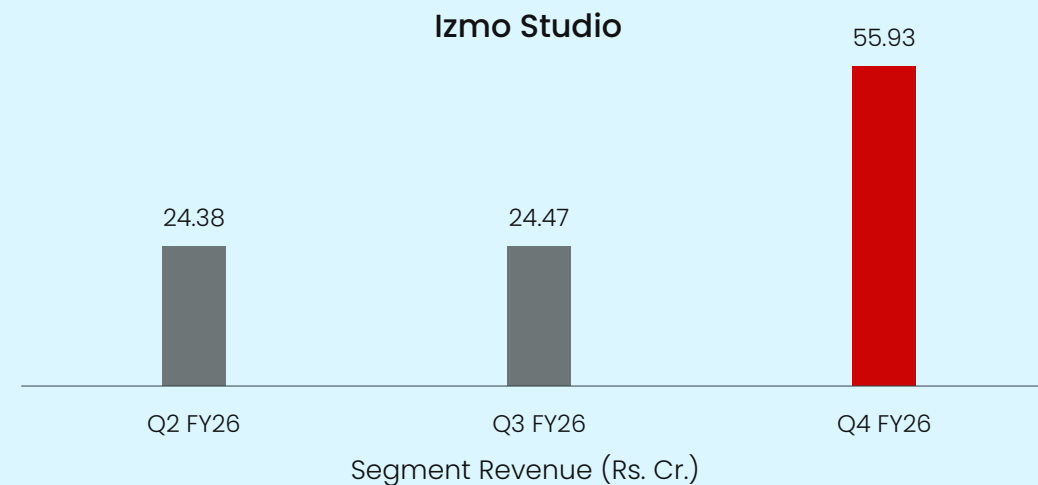
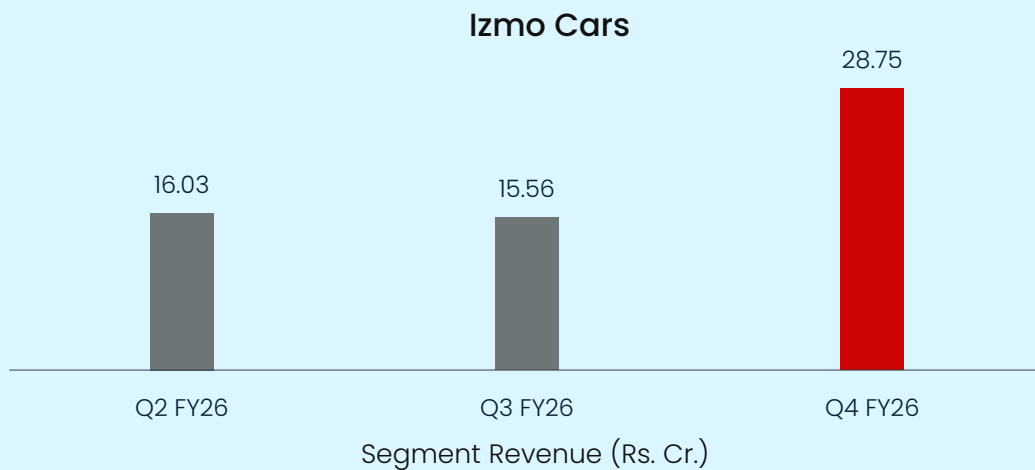
Top Customers



FY26



Consolidated Segmental Revenue



Gross Revenue Retention Rate stable at 98.5%

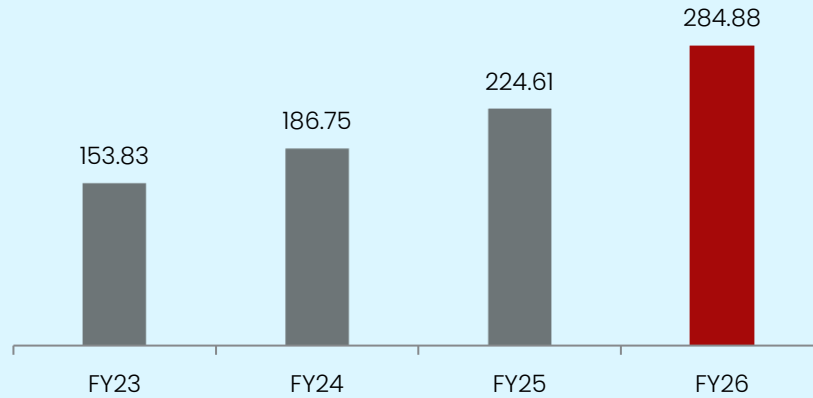
Consolidated Annual Financial Highlights

Rs. Crs	FY26	FY25	YoY %
Income from Operations	284.88	224.61	
Other Operating Income	0.00	0.00	
Total Income from Operations	284.88	224.61	26.83%
Raw Material Expenses	6.27	4.44	
Employee Cost	108.79	112.12	
Other Costs	117.74	69.75	
Total Expenditure	232.79	186.30	24.95%
EBITDA (excluding other income)	66.84	73.57	(9.15%)
EBITDA Margin %	23.46%	32.75%	(929 bps)
Other Income	14.75	35.26	
Depreciation	17.47	16.44	
Interest	1.63	1.01	
Profit Before Tax	47.73	53.72	(11.15%)
Tax	0.17	4.84	
Profit After Tax	47.56	48.88	(2.70%)
PAT Margin %	16.70%	21.76%	(506 bps)
EPS in Rs.	31.89	33.90	(5.93%)

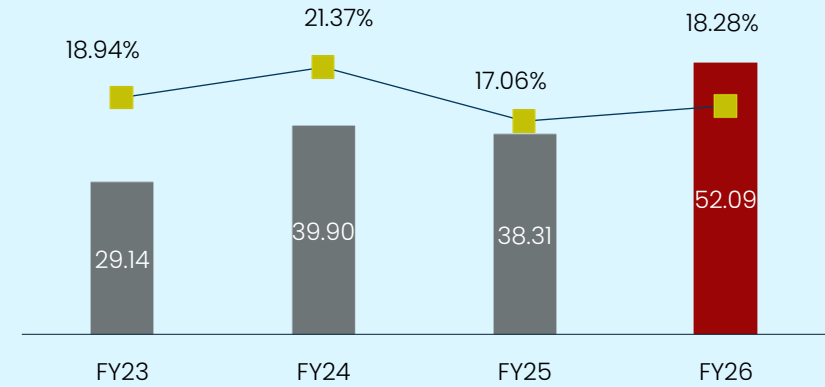
- Healthy demand for Izmo product suite in established and new markets
- Increasing demand and growth opportunities for izmo Micro's advanced offerings, from diverse sectors, especially defense

Consolidated Annual Financial Highlights

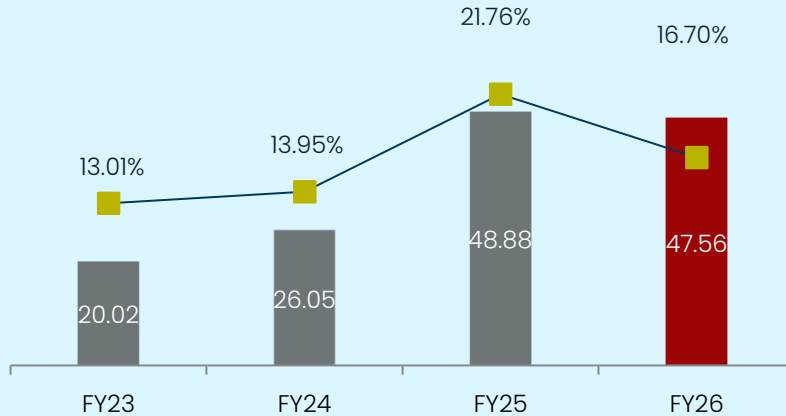
Revenue from Operations (Rs. Cr.)



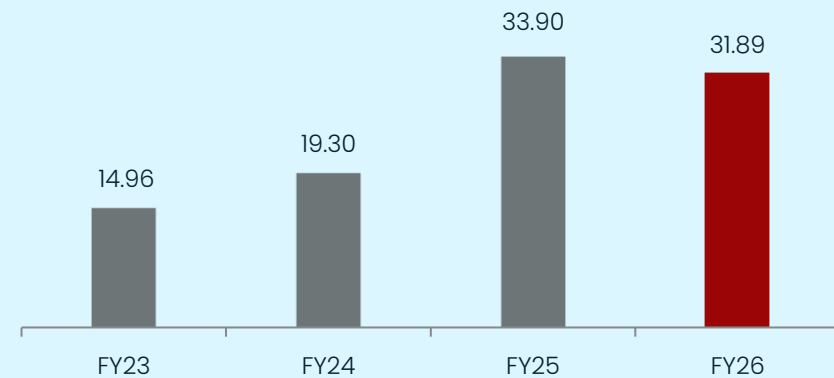
EBITDA (excl. other income) (Rs. Cr.) / Margin (%)



PAT (Rs. Cr.) / Margin (%)



Basic EPS (Rs.)



Consolidated Balance Sheet Highlights

Particulars (Rs. Cr.)	31 st March 2025	31 st March 2026
Shareholders Funds	359.15	408.97
Share Capital	14.87	14.96
Other Equity	344.28	394.01
Non Current Liabilities	9.33	9.71
Financial Liabilities		
LT Borrowings	4.42	3.57
LT Provisions	3.66	4.45
Lease Liability	1.25	1.69
Current Liabilities	69.57	75.14
Trade Payables	4.46	8.03
Other Financial Liabilities	6.10	11.32
ST Provisions	0.72	0.95
Other Current Liabilities	53.28	54.24
Current Tax Liabilities (Net)	5.01	0.60
Total Equity & Liabilities	438.05	493.82

Particulars (Rs. Cr.)	31 st March 2025	31 st March 2026
Non Current Assets	285.92	297.33
Property Plant & Equipment	6.35	6.59
Right of Use Asset	1.90	3.47
Capital work in progress	0.00	4.88
Investment Property	0.00	0.00
Other Intangible Assets	267.84	275.99
Deferred Tax Assets	0.73	1.02
Other Non-Current Assets	9.10	5.38
Current Assets	152.13	196.49
Inventories	0.21	0.30
Trade receivables	98.89	129.05
Cash & Cash equivalents	24.52	10.29
Other Financial Assets	28.52	56.85
Total Assets	438.05	493.82



COMPANY OVERVIEW

About Us

izmoltd.



Rich Management Experience

- Experienced Management backed by highly qualified engineering and operational teams
- Demonstrated ability to operate in diverse verticals – Content, Digital Platform, Analytics and Semiconductors



Marquee Clients

- **Digital Retail Solutions** – Stellantis France, Emil Frey, Ford, Renault.
- **Semiconductor Packaging** – BEL, ADS Germany, IIT Madras, SCL
- **Stock Image Licensing** – Hertz, Avis, Europcar, Edmunds.com



World leader in Automotive Interactive Marketing Solutions

- Founded in 1995
- Global footprint with operations in 22 countries
- Cutting-edge technology and products in Digital Retail, CRM & Data Analytics
- World's largest library of automotive stock images with global coverage
- izmo.ai platform for AI solutions for Automotive



Business Mix

- **Automotive Solutions** – Enterprise Platform for Digital Retail, CRM for After Sales Automotive, Performance Consulting for Automotive Retail excellent
- **Interactive Media Solutions** – Offers world's largest library of automotive stock images and 3D Interactive Virtual Showrooms
- **Data Analytics** – Fully integrated platform for Decision Analytics and AI for the Automotive industry
- **Semiconductor Packaging** – Advanced packaging and Silicon Photonics manufacturing

Key strengths



Only Multinational / Multilingual Digital Retail Platform for Auto



Breakthrough in Silicon Photonics packaging through in-house R&D



Experienced Management with deep domain expertise



Strong R&D Initiatives: Average annual spend of Rs. 10-12 cr (>10% of revenue)



Growth driven by surge in Online Retail for Automotive



Highly-Profitable SaaS Platform with Annual Recurring Revenue (ARR) revenue model



Recognized as R&D Unit by DSIR (Department of Scientific and Industrial Research)



Successful diversification into semiconductor packaging





BUSINESS OVERVIEW

izmoltd.

izmostock

- Global leader in automotive stock images
- World's largest library of rights managed automotive stock images
- International studios backed by low cost production center in India

izmoauto

- Digital Marketing Platform for Automotive Retail
- CRM for Parts Distribution for OEMs
- Operates in 22 countries with over 3,000 dealer customers

frogdata

- Advanced platform for decision analytics for the automotive industry
- Integration with IT ecosystem in USA enabling seamless operability
- Enhanced solutions using AI from izmo.ai lab

izmomicro

- Advanced semiconductor packaging unit
- Design+ capabilities along with semiconductor manufacturing
- Breakthrough in Silicon Photonics package assembly
- High growth potential with support from Make in India initiative for semiconductors



izmoauto

Digital Marketing & Retail Platform

- Multi-lingual Digital Web & Marketing Platform for automotive retail
- Proprietary CRM for Parts Distribution used by major OEM
- More than 3,000 dealers worldwide use izmo solutions
- Growing organically and through acquisitions

01



izmo.ai (New)

- Innovation hub for next generation AI applications
- Provides integrated AI capability for existing platforms
- DEEP (Data Extraction & Enrichment Platform) released

02



izmostock

- World's largest automotive stock library with global coverage
- Strong brand name with 22 years of heritage
- Large enterprise clients in Rental, Leasing, OEM & Online Portals
- International studios with low cost post-production center in India

03



FDAP

Decision Analytics Platform

- Integrated with major DMS System
- Many Systems, One Dashboard (DMS, CRM, Google, Service)
- Data Analytics Platform for Auto Retail



FixedOps Mojo

Service Operations Management Platform

- Comprehensive Service Operations Management
- Data-Powered Service Intelligence
- Workflow Automation Engine
- Scalable Dealership Operating System



FixedOps Velocity

Hyper-Local Marketing for Service

- AI-driven FixedOps marketing platform
- Data-powered hyper-local engine
- Conversion-focused service platform
- Custom strategy and ongoing campaign management

Semiconductor Innovation for the Future

Business Focus


- Specializes in System-in-Package (SiP) semiconductor packaging

Target Industries

- Consumer Electronics, Automotive, Telecom, Green Energy

Core Capabilities

- 3D Die Stacking
- Fine-Pitch Wire Bonding
- Class 1000 Clean Room
- RF/MW Packaging, Power Modules, Co-Packaged Optics



Key Differentiators

- Advanced packaging solutions for compact, high-performance systems
- In-house design & manufacturing integration
- Focus on energy-efficient, next-gen chip solutions

Strategic Partnership

- Collaboration with IIT Madras (CPPICS)
- Focus on Programmable Photonic Processors, Quantum & Microwave Photonics

Strong R&D Team

Developed **WebGL based 3D Interactive Platform** for personalization of cars with accessories

AI Initiative - **izmo.ai** powers next generation AI apps and solutions



Advanced **Silicon Photonics packaging** in partnership with IIT Madras

Recognized R&D Unit by **DSIR** (Department of Scientific and Industrial Research)

Ultra-High Speed, Data Extraction & Enrichment Platform
DEEP

Global Presence



~87% Revenue from Exports in FY26

Marquee Clients

izmoltd.

 TOYOTA	 PSA PEUGEOT CITROËN	 Audi	 NISSAN
 ACURA	 AVIS®	 PORSCHE	 Ford
 Hertz®	 LeasePlan	 RENAULT	 HONDA
 Europcar	 Microsoft	 ARVAL BNP PARIBAS GROUP	 SUZUKI
	 FIAT	 TERBERG LEASING	




INDUSTRY OVERVIEW

Market Scenario



Business Software Market

- Global business software & services market was valued at \$389.86 billion in 2020 and forecasted to grow at CAGR of 11.3% during 2021-28
- Growing automation of business processes and increase in enterprise data are driving growth in this industry
- COVID-19 pandemic further expedited this growth as demand for SaaS based services and products increase across sectors



Silicon Photonics Industry

- Silicon photonics (incl. packaging) is a \$2-3B market in 2024 growing at 25-30% CAGR, projected to reach \$8-10B by 2030.
- Photonic packaging overall exceeds \$250B+ globally, with silicon-photonics as the fastest-growing segment.
- Explosive AI / data-centre growth is driving demand for high-bandwidth, low-power optical interconnects, making silicon-photonics packaging a core enabler of AI scale-up.

Global Market – Semiconductor Packaging **izmoltd.**

- **Advanced Packaging TAM:** ~\$50B today, growing to ~\$80B by 2030 (8–10% CAGR) driven by 2.5D/3D, chiplets, HBM, and co-packaged optics.
- **Silicon Photonics Surge:** ~\$2–3B market in 2024, projected to reach **\$10B+ by 2030** (25–30% CAGR), the fastest-growing packaging segment.
- **AI & Data-Centre Demand:** AI compute growth demands high-bandwidth, low-power optical links—making silicon-photonics packaging critical for next-gen AI systems.

Prevailing Global Trends



Silicon Photonics



- \$2B today → \$10B+ by 2030 (25–27% CAGR), one of the fastest-growing areas in advanced packaging.
- Growth led by AI/data-centre adoption of 800G–1.6T optical links—lower power and latency than copper.
- Telecom, LiDAR and high-speed interconnects add to TAM, but AI is the strongest demand driver.



WAY AHEAD


Way Ahead

Focus on Growing Existing Products in Existing Geographies

- **izmostock** – Driven by growth in digital retail
- **izmoauto** – European market continues to grow
- **FrogData** – AI & Data Analytics boom fuels growth

Focus on New Products

- New products – FixedOps Mojo & FixedOps Velocity opens service market segments
- DEEP (Data Extraction & Enrichment Platform) is a cost effect AI enablement platform for SMEs



Silicon Photonics & Advanced Packaging

- izmomicro is taking advantage of Make in India initiative of GOI to meet huge new demands from emerging sector
- DSIR recognition opens doors for R&D funds for new product development

Invest in Semiconductor Products

- **izmo Microsystems** – Expansion plans for new products that will create new market opportunities in coming years

Thank You

Investor Relations Advisors :

Adfactors PR Pvt. Ltd.

Mr. Rahul Trivedi
rahul.trivedi@adfactorspr.com

Mr. Jay Jain
jay.jain@adfactorspr.com

www.adfactorspr.com