



Bank of Maharashtra

AX1/ISD/STEX/21/2026-27

Date: 18th May, 2026

The Vice President BSE Ltd., P.J Towers, Dalal Street, Mumbai-400 001	The Vice President National Stock Exchange of India Ltd., Exchange Plaza, Bandra Kurla Complex, Bandra (East), Mumbai-400 051
BSE Scrip Code: 532525	NSE Scrip Code: MAHABANK

Dear Sir / Madam,

Sub: Schedule of Non Deal Road Shows / Analysts/ Institutional Investors Meet of Bank of Maharashtra (“Bank”)

The Exchange is hereby informed that the Bank will be participating in non-deal road shows and meeting with prospective investors/ analysts through group / one-on-one meeting on Thursday, 21st May, 2026.

Notes:

1. The dates of the Analyst/ Institutional Investor Meet are subject to change. Changes may happen due to exigencies on the part of investors/ Bank.
2. Bank will be referring to publicly available documents for discussion during interaction in the meet/call.
3. No unpublished price sensitive information is proposed to be shared during the meeting(s).

Also attached herewith the updated road show presentation of the Bank and the same will be uploaded on the website of the Bank at www.bankofmaharashtra.bank.in.

The above is submitted in compliance of disclosure of material event / information under Regulation 30 and other applicable provisions of the Securities and Exchange Board of India (Listing Obligations and Disclosure Requirements) Regulations 2015, as amended read with corresponding circulars and notifications issued thereunder.

Thanking you.

Yours faithfully,

For Bank of Maharashtra

(Vishal Sethia)

Company Secretary & Compliance Officer

Encl : As above

प्रधान कार्यालय / Head Office: “Lokmangal”, 1501, Shivajinagar, Pune – 411005

कॉर्पोरेट कार्यालय / Corporate Office: 134/1, Mont Claire, Baner- Pashan Link Road, Pashan, Pune - 411021

टेली / Tel.: 020 71658139 **ईमेल / Email:** investor_services@bankofmaharashtra.bank.in **वेबसाइट / Website:** www.bankofmaharashtra.bank.in



Bank of Maharashtra

INVESTOR PRESENTATION



1	Bank of Maharashtra – An Overview	4
2	Key Investment Highlights	8
3	Digital Initiatives & Growth Outlook	17
4	Financial Summary	21
5	Annexures	23

Abbreviations



Abbreviation	Meaning
AFS	Available for Sale
CASA	Current Account & Savings Account
CRAR	Capital to Risk Weighted Asset Ratio
GNPA	Gross Non-Performing Asset
HFT	Held for Trading
LAD	Loan against Deposit
LAP	Loan against Property
NII	Net Interest Income
NNPA	Net Non-Performing Asset
PCR	Provision Coverage Ratio
RAM	Retail, Agri & MSME
ROA	Return on Asset
ROE	Return on Equity
RWA	Risk Weighted Asset
SLR	Statutory Liquidity Ratio
TWO	Technically Written Off

Bank of Maharashtra - An Overview



Scale	₹ 6,42,531 Cr Total Business CAGR: 17.93%	₹ 3,50,564 Cr Total Deposits CAGR: 15.04%	₹ 2,91,967 Cr Global Advances CAGR: 22.08%	₹ 4,27,363 Cr Total Assets CAGR: 16.79%
Profitability	₹ 7,019 Cr PAT Y-o-Y: 27.17%	3.90 % Net Interest Margin	23.19 % ROE %	1.86 % ROA %
Asset Quality	1.45 % Gross NPA	0.13 % Net NPA	98.59 % PCR	0.90 % / 0.74 % Credit Cost % / Slippage Ratio %
Capitalization & Liability Profile	₹ 30,272 Cr Net Worth	18.36 % / 15.41 % CRAR/ Tier-1 Capital	52.51 % CASA %	4.15 % Cost of Funds %
Resources	2,785 Branches	2,685 ATMs	28 / 8 States /UTs	15,596 Employees

Particulars	Agency	Rating
Long Term Rating (Tier II Bonds)	ICRA / CARE / INFOMERICS / ACUITE / BRICKWORK	AA+ (Stable)
Short Term Rating	CRISIL	A1+
International Rating	S&P Global/FITCH	BBB- (Stable)* /BB*

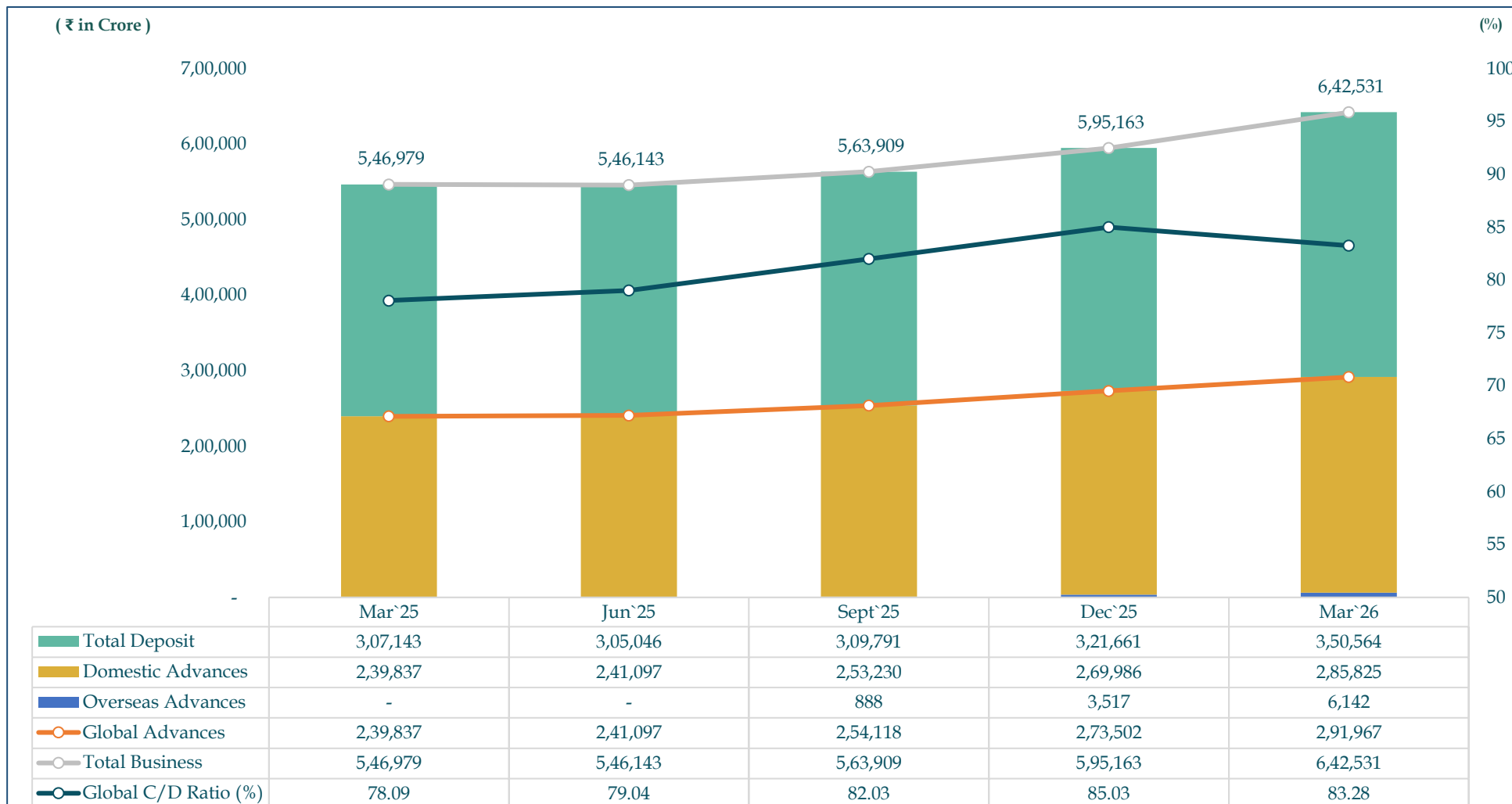
Core Competencies & Key Strategies



90+ Year Legacy	1935 Year of Incorporation	31 Mn Customers	<ul style="list-style-type: none"> Strengthening deposit base through institutional and retail growth. Key focus on salaried segments - particularly permanent employees of Central / State Govt, PSUs, Govt. Institutions, etc.
Retail Business	29% Share of Retail Loan	63% RAM Portfolio of Total Advances CAGR: 21.45%	<ul style="list-style-type: none"> Expanded partnerships with builders, car dealers, DSAs, and education loan counsellors. Introduced cluster-based Industry specific lending. Strengthened co-lending model with fintech tie-ups
Strong Deposit Profile	52.51 % CASA %	67.74% Retail Term Deposit % ¹	<ul style="list-style-type: none"> Lowest Cost of Deposit in Industry & Healthy NIM Focus on low-cost deposits. Providing customized CASA products
Diversified Presence	58% Branches outside Maharashtra	47% Branches in Metro & Urban Zones	<ul style="list-style-type: none"> PAN India presence Since April 2021, bank has opened 904 branches with 92% of them located outside Maharashtra

1. Retail Term Deposit as % of Total Term Deposit; Retail Term Deposit: Term Deposit of accounts <INR 3 Crore
2. CAGR - FY'21 to FY'26

Total Business grown 2x since Mar'21 at a CAGR of 17%



Key Investment Highlights

Key Investment Highlights



Granular portfolio with strong growth over the years



High quality liability profile with best-in-class CASA ratio over the years



PAN India presence with focus on geographical diversification



Better Asset Quality

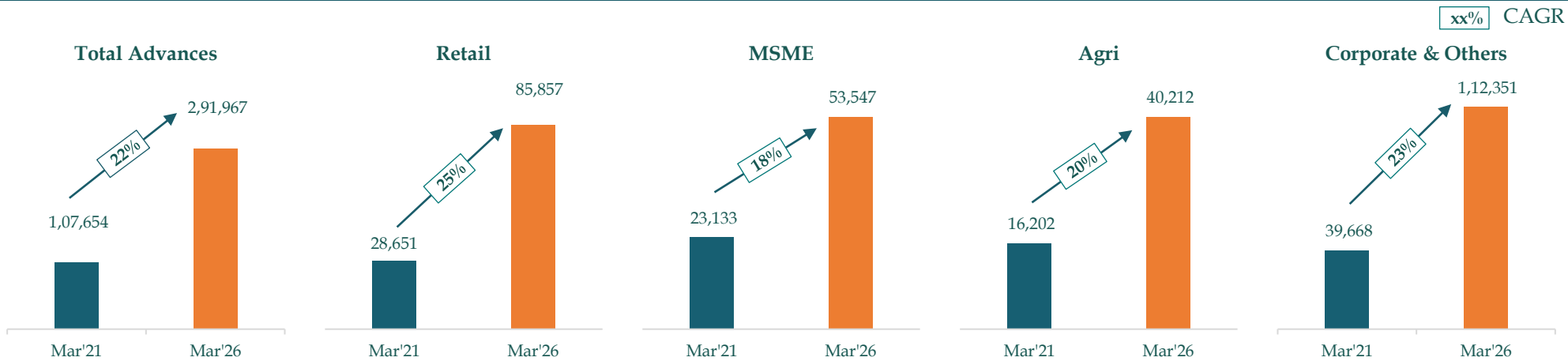


Consistently delivering high margins and profits

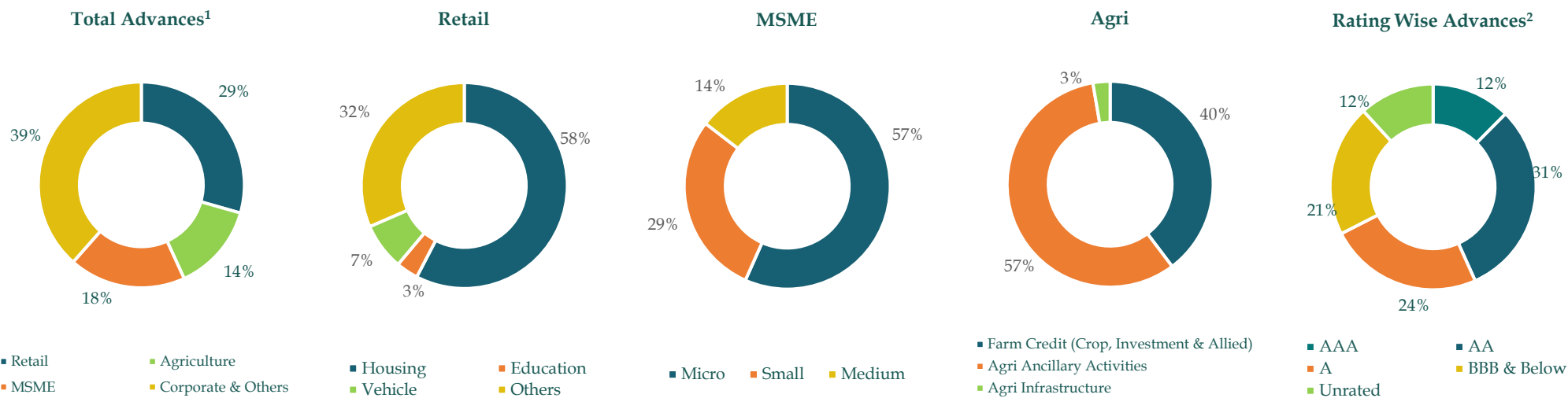


Granular portfolio with strong growth over the years

Advances Growth Trajectory (INR Cr)



Advances Mix (Mar'26)



1. Others include 6,142 Cr of Global Advances

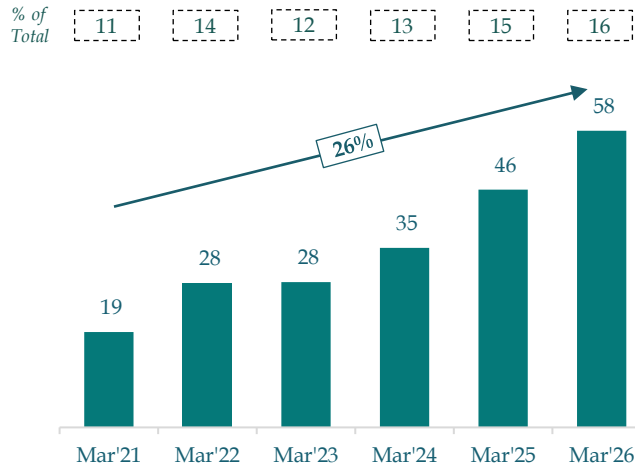
2. External Rating wise Advances; 21% includes BBB and BB & Below ratings; 12% includes Government Guaranteed Advances (8%) & other unrated (4%)

High quality liability profile with best-in-class CASA ratio over the years

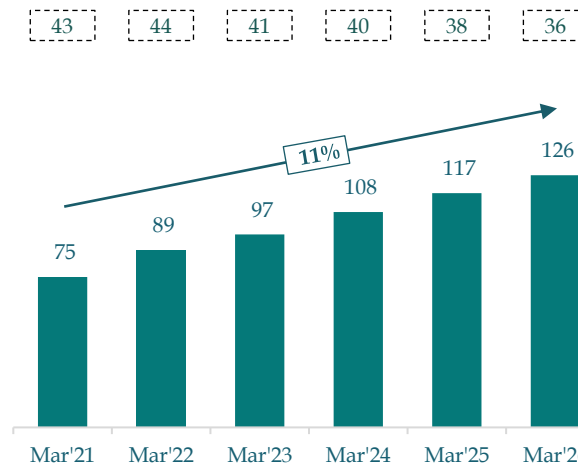


(₹ in '000 Crore) xx% CAGR

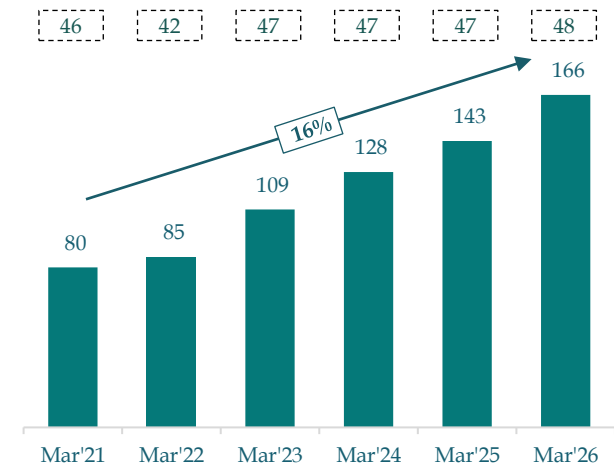
Current Deposits



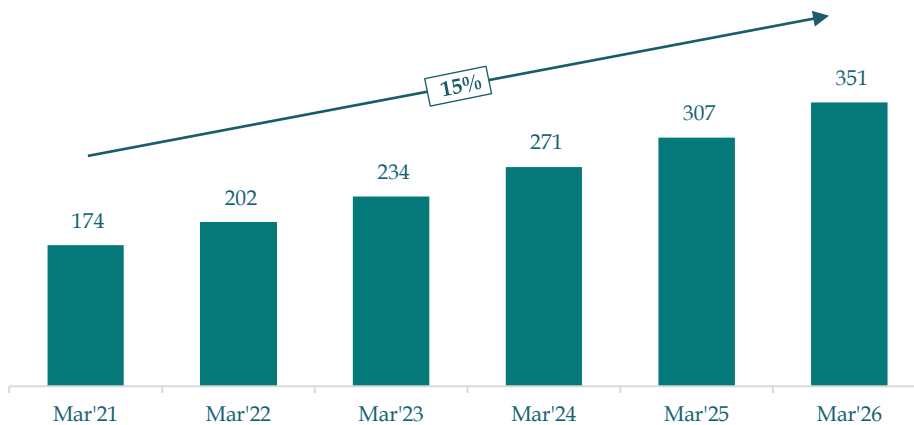
Savings Deposits



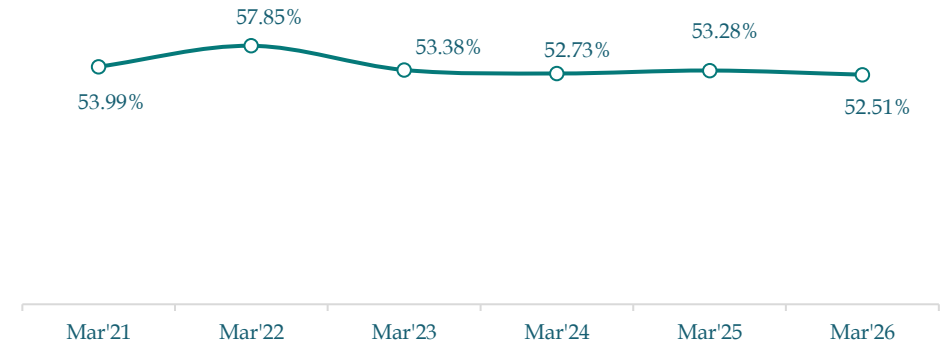
Term Deposits



Total Deposits



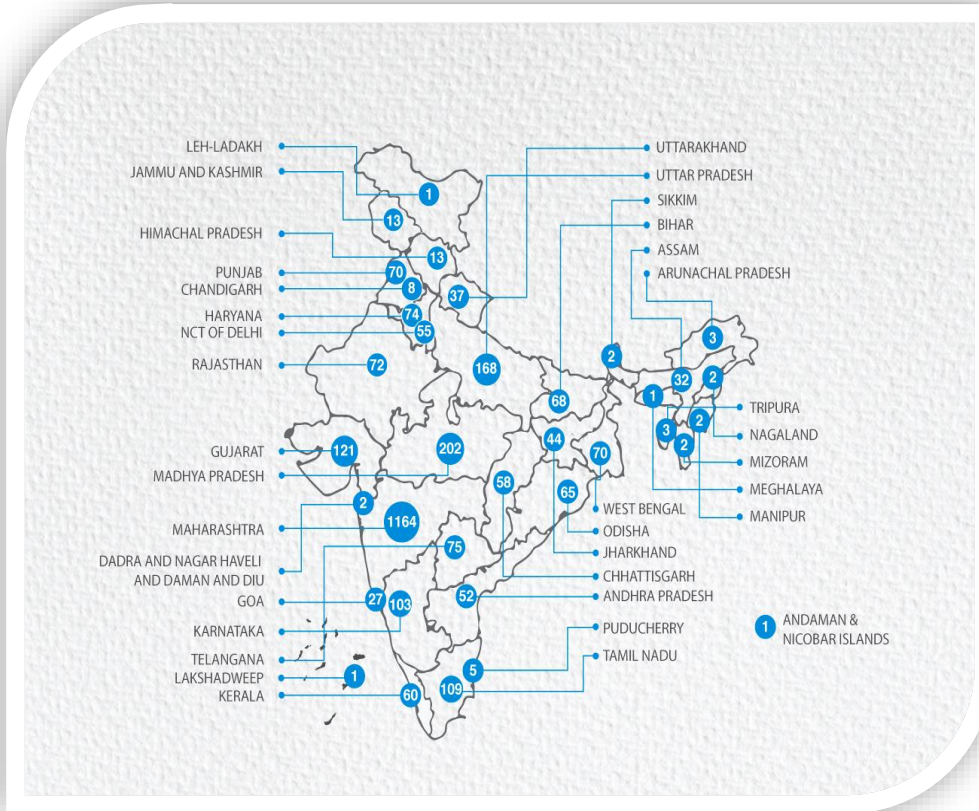
CASA %



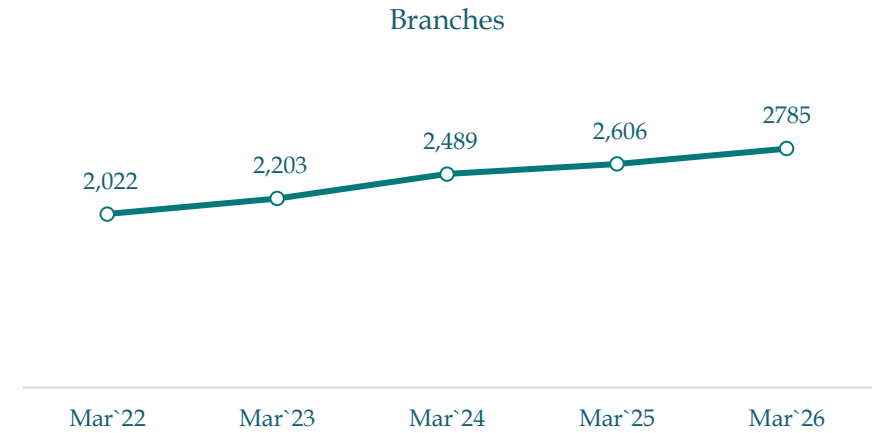
PAN India presence with focus on geographical diversification



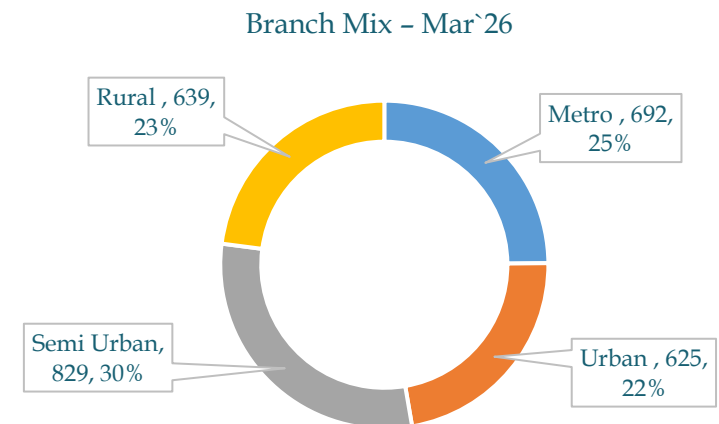
Focus on diversifying presence with 57% branches outside Maharashtra



Expanding footprints with steady increase in branch network...



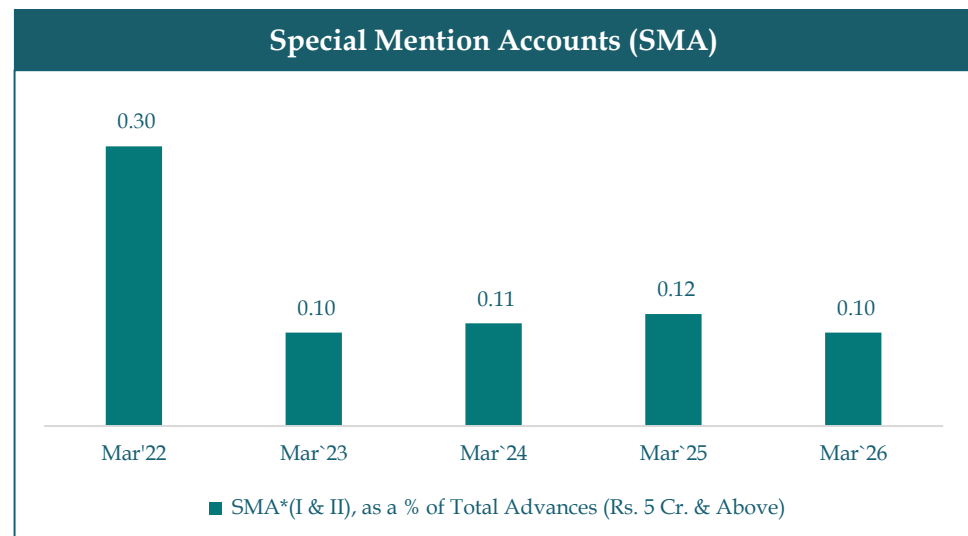
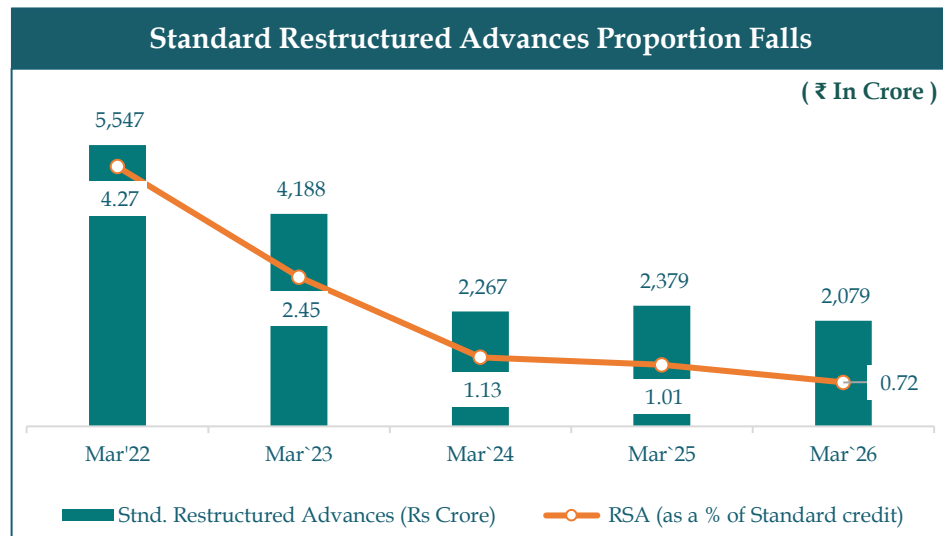
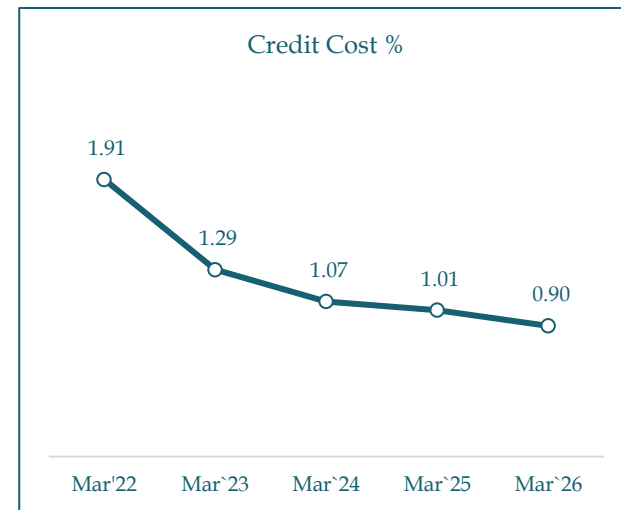
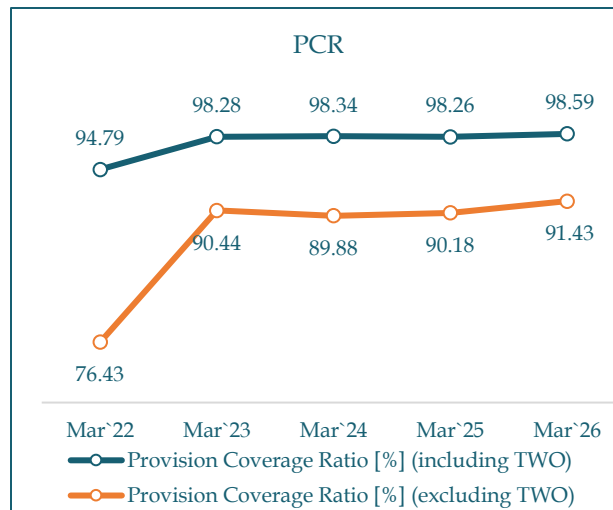
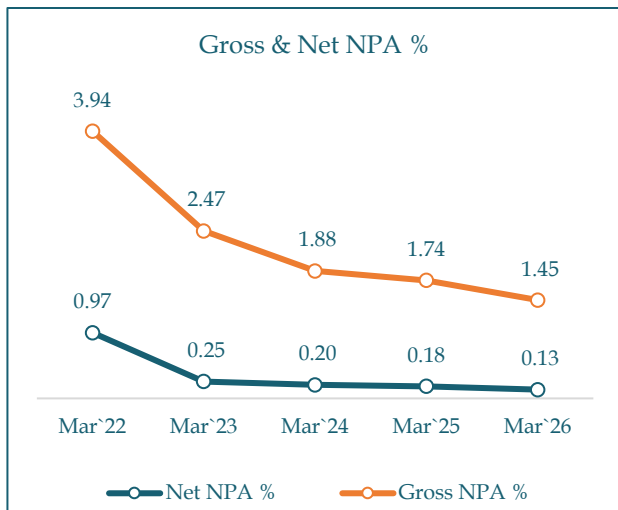
... with balanced mix across geographies



# of branches opened since 1 st April'21		
Total Branches Opened	Non-Maharashtra branches	%
904	835	92



Better Asset Quality (1)





Sector-wise Credit Deployment & NPA

(₹ in Crore)

Particulars	Mar`25			Dec`25			Mar`26		
	Advances	Sector NPA	Sector NPA %	Advances	Sector NPA	Sector NPA %	Advances	Sector NPA	Sector NPA %
Retail Sector	64,853	194	0.30	83,418	294	0.35	85,857	232	0.27
Agriculture Sector	35,547	2,950	8.30	36,770	3,312	9.01	40,212	3,104	7.72
MSME Sector	48,369	929	1.92	51,197	759	1.48	53,547	823	1.54
Total of RAM	1,48,768	4,073	2.74	1,71,385	4,365	2.55	1,79,616	4,159	2.32
Corporate & Others	91,068	112	0.12	98,601	23	0.02	1,06,209	87	0.08
Domestic Advances	2,39,837	4,185	1.74	2,69,986	4,388	1.63	2,85,825	4,246	1.49
Overseas Advances	-	-	-	3,517	-	-	6,142	-	-
Global Advances	2,39,837	4,185	1.74	2,73,502	4,388	1.60	2,91,967	4,246	1.45



Retail Sector - NPA

(₹ in Crore)

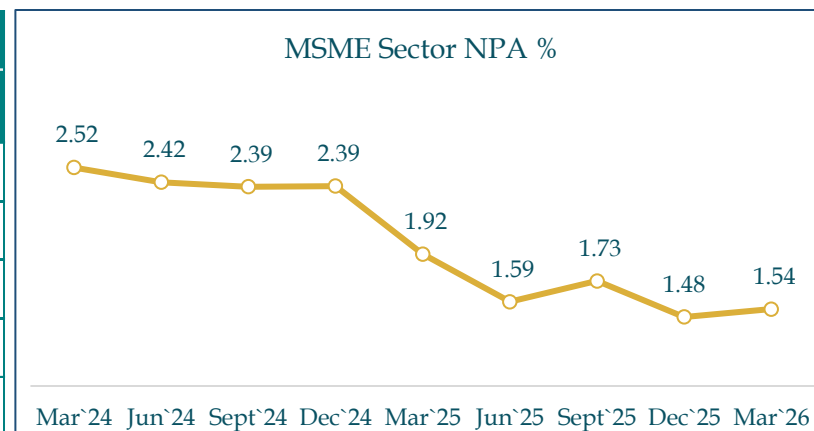
Particulars	Mar`25			Mar`26		
	Advances	Sector NPA	Sector NPA %	Advances	Sector NPA	Sector NPA %
Total Retail Credit	64,853	194	0.30	85,857	232	0.27
<i>of which</i>						
Housing	38,346	76	0.20	49,479	73	0.15
Education	2,676	3	0.10	2,992	4	0.12
Vehicle	4,063	4	0.09	6,318	9	0.14
Others	19,768	112	0.56	27,067	147	0.54



MSME Sector - NPA

(₹ in Crore)

Particulars	Mar`25			Mar`26		
	Advances	Sector NPA	Sector NPA %	Advances	Sector NPA	Sector NPA %
Total MSME Credit	48,369	929	1.92	53,547	823	1.54
<i>of which</i>						
Micro	24,328	702	2.89	30,339	651	2.14
Small	15,549	167	1.08	15,407	136	0.88
Medium	8,492	59	0.70	7,800	36	0.46



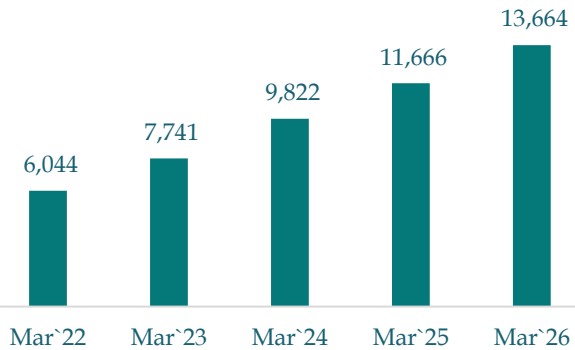
Consistently delivering high margins and profits



(₹ in Crore)

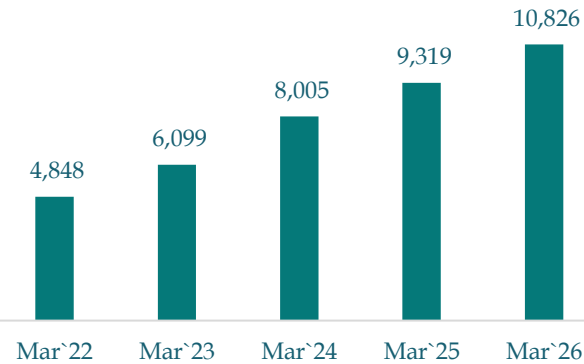
Net Interest Income

Y-o-Y: 17.13%



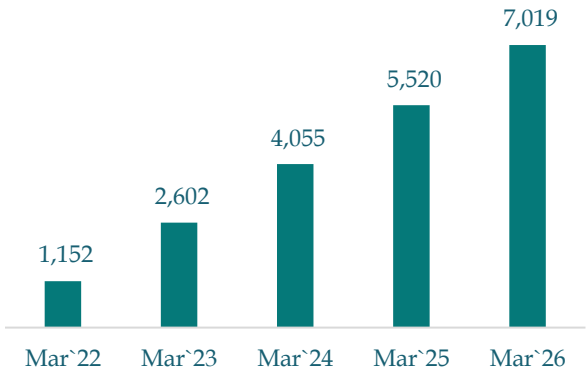
Operating Profit

Y-o-Y: 16.17%



Net Profit

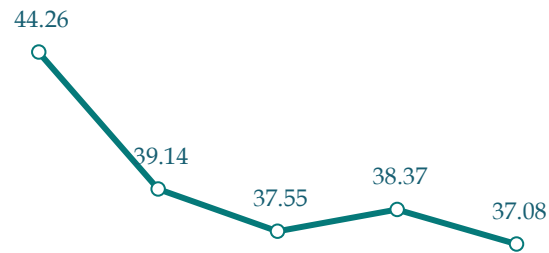
Y-o-Y: 27.17%



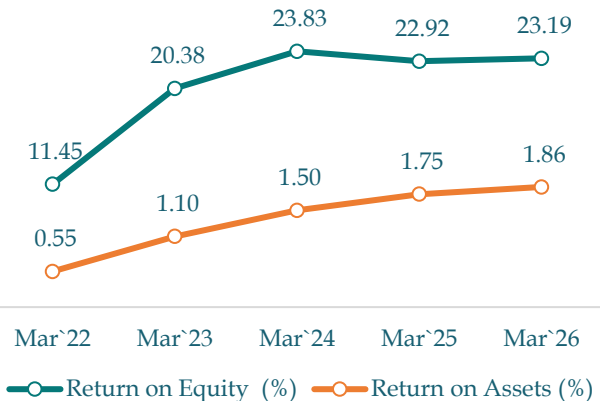
NIM %



Cost to Income (%)



ROE / ROA %



Digital Initiatives and Growth Outlook

Digital Footprints



Tab Banking & Online Saving Account Opening

1

White label Payment Gateway

2

FASTag

3

QUICK pay

4

Online LAD

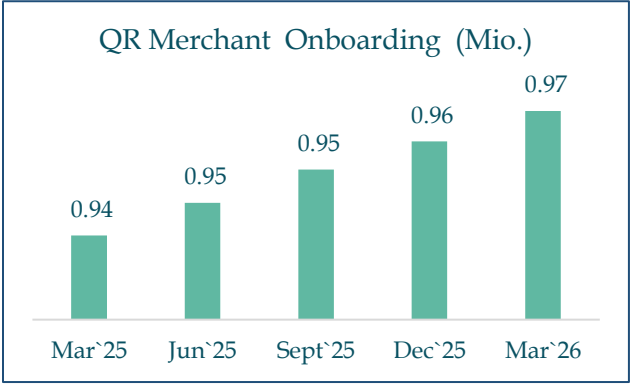
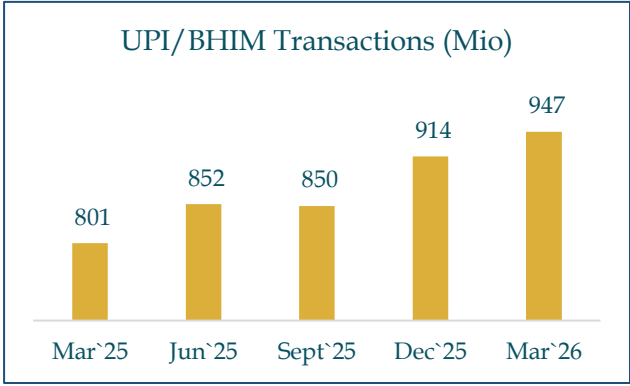
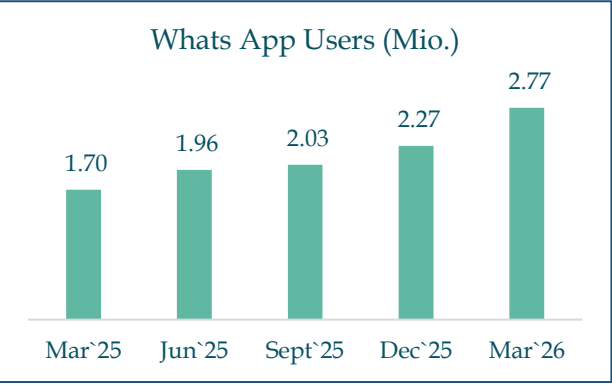
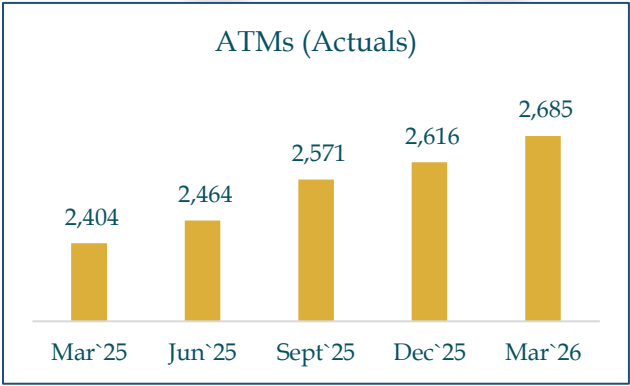
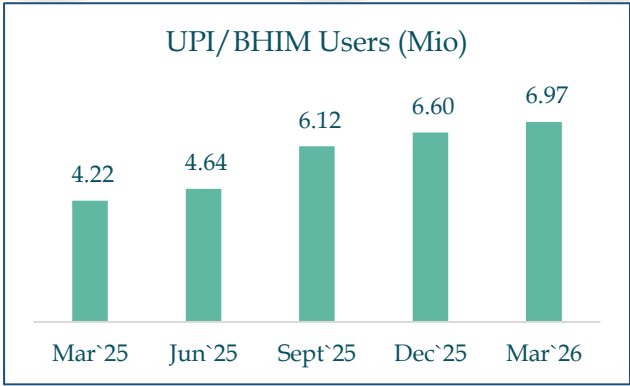
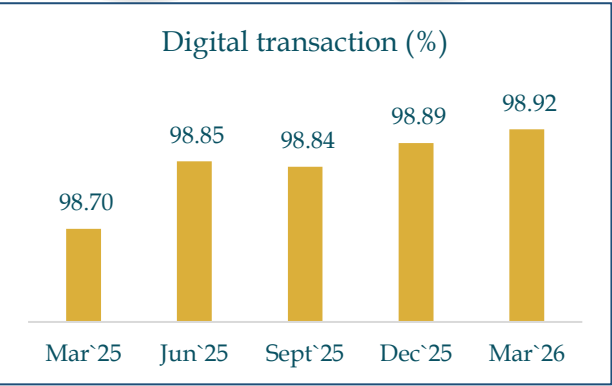
5

WhatsApp / Chatbot

6

Door Step Banking

7





Zen Lyfe



- The app is available in 11 Languages
- FD Maturity Management
- Account Opening for 3 in 1 DeMat cum trading
- Standing Instruction Management (Pause/ Revoke/ Delete)
- Certificate Services (Balance/ Loan Interest/Deposit Interest/ TDS)
- Self Transaction Limit Management
- Cheque Book Request

Central Bank Digital Currency

- Pay to on-line Merchant using BoM CBDC App
- Pay to UPI linked Mobile Number using BoM CBDC App

UPI



- Central Mapper
- Credit line on UPI

DigiLEAP (Digital Liability Express Account Platform)

- Bank has implemented Tab based account opening solution to provide seamless liability account opening through branches.

TRRACS (Trade Regulatory Reporting And Compliance System)

- Bank has implemented TRRACS solution as an initiative to strengthen the compliance through seamless reporting of EDPMS & IDPMS transactions.

TRUST (Trade Related Unified Solution & Technology)

- Bank has implemented new Centralized Trade Finance Solution offering enhanced features with strict regulatory compliance.

FasTAG



- Enable Annual Pass on BoM
- Scan and Pay to recharge BoM FasTAG

Digital Sanctions

Implementation of Digital MUDRA STP CC (up to Rs. 10 Lac) (NTB)

- The digital Mudra Cash credit facility is a digital initiative aimed at extending end to end paperless, and regulatory compliant working capital finance of up to Rs. 10 lakhs to new to bank customers

Self Help Group Loans

- The Digital SHG Loan Project aims to streamline and digitize the process of credit facilitation to Self Help Groups (SHGs) by leveraging digital technology.

Vehicle Loan for (NTB)

- End-to-end digital onboarding process enabling NTB customers to apply, verify, and receive vehicle loan approval within minutes.

Our Growth Strategies



Improvement in credit quality through business and technological integration

Emphasis on core Retail, Agriculture, and MSME business & through collaboration (Co-lending partnership)

Adopting Digital Platform for onboarding of customers, operations & compliance

Increase in share of wallet / No. of products per customer

Strategize and innovate to increase non-interest income

Containing delinquency and improving NPA & Written-off loan recovery

Focus on increasing profitability

Open new branches, Digital Banking Units & Customer Service Points to broad base the bank's network

Capacity building up of Staff to take future challenges

Financial Summary

Key Ratios



(₹ in Crore)

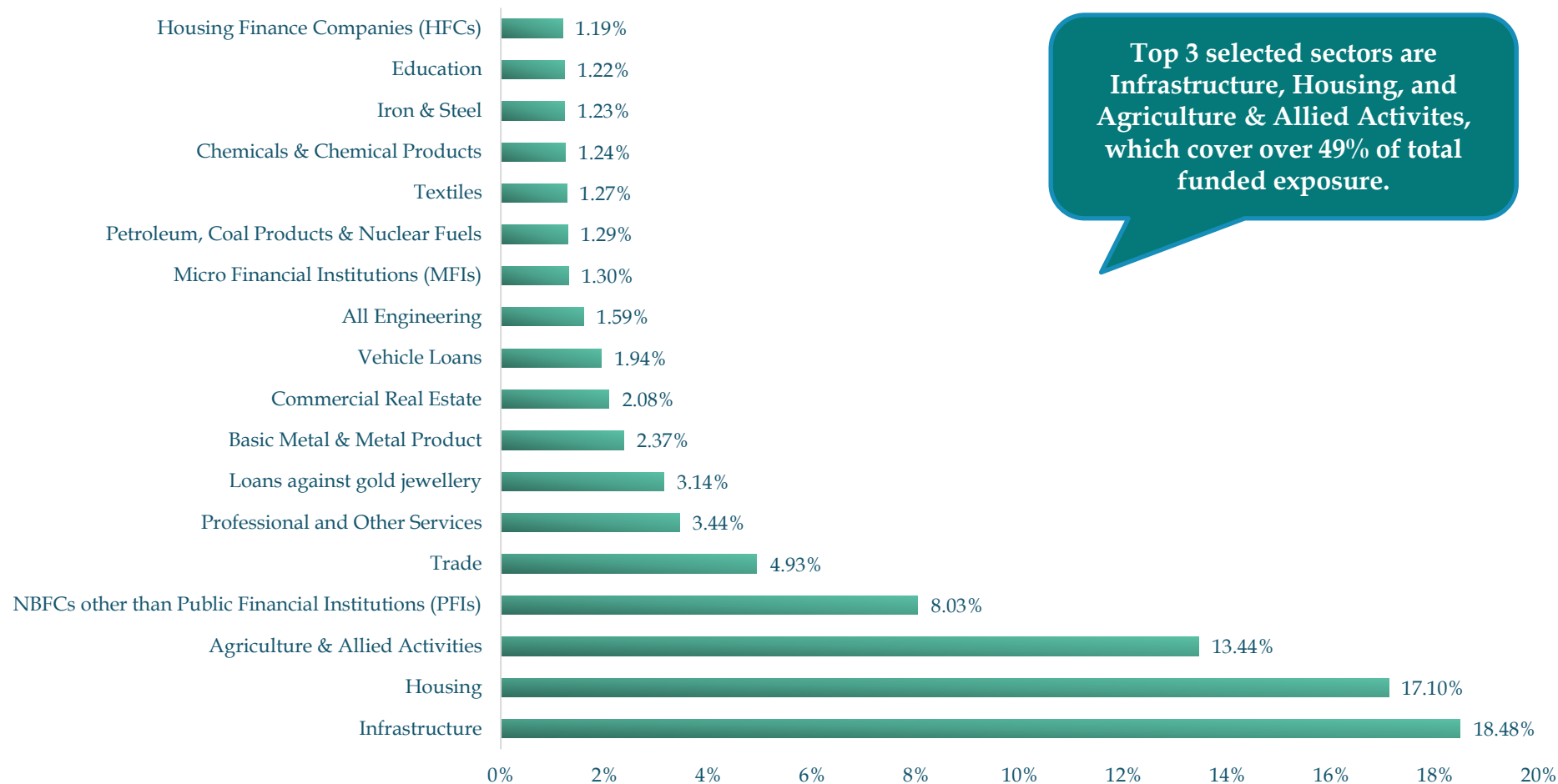
Particulars	Mar-21	Mar-22	Mar-23	Mar-24	Mar-25	Mar-26
Key Liabilities						
Net worth	8,019	10,176	12,765	17,178	25,881	30,272
Deposits	1,74,006	2,02,294	2,34,083	2,70,747	3,07,143	3,50,564
CASA %	53.99%	57.85%	53.38%	52.73%	53.28%	52.51%
Key Assets						
Net Advances	1,02,405	1,31,170	1,71,221	2,00,240	2,36,084	2,88,104
Key P&L						
NIM %	2.84%	3.15%	3.56%	3.92%	4.00%	3.90%
RoA %	0.30%	0.55%	1.10%	1.50%	1.75%	1.86%
RoE %	7.17%	11.45%	20.38%	23.83%	22.92%	23.19%
GNPA	7.23%	3.94%	2.47%	1.88%	1.74%	1.45%
Capital Adequacy	14.49%	16.48%	18.14%	17.38%	20.53%	18.36%
Tier 1	10.98%	12.38%	14.25%	13.72%	16.86%	15.41%
Yield on Advances	7.48%	7.29%	8.04%	8.94%	9.21%	9.03%
Cost of Deposits	4.17%	3.70%	3.70%	4.34%	4.66%	4.52%
Cost of Funds	3.77%	3.35%	3.44%	3.95%	4.22%	4.15%

Annexures

Funded exposure to selected sectors & industries with total exposure (more than 1%)



Mar`26



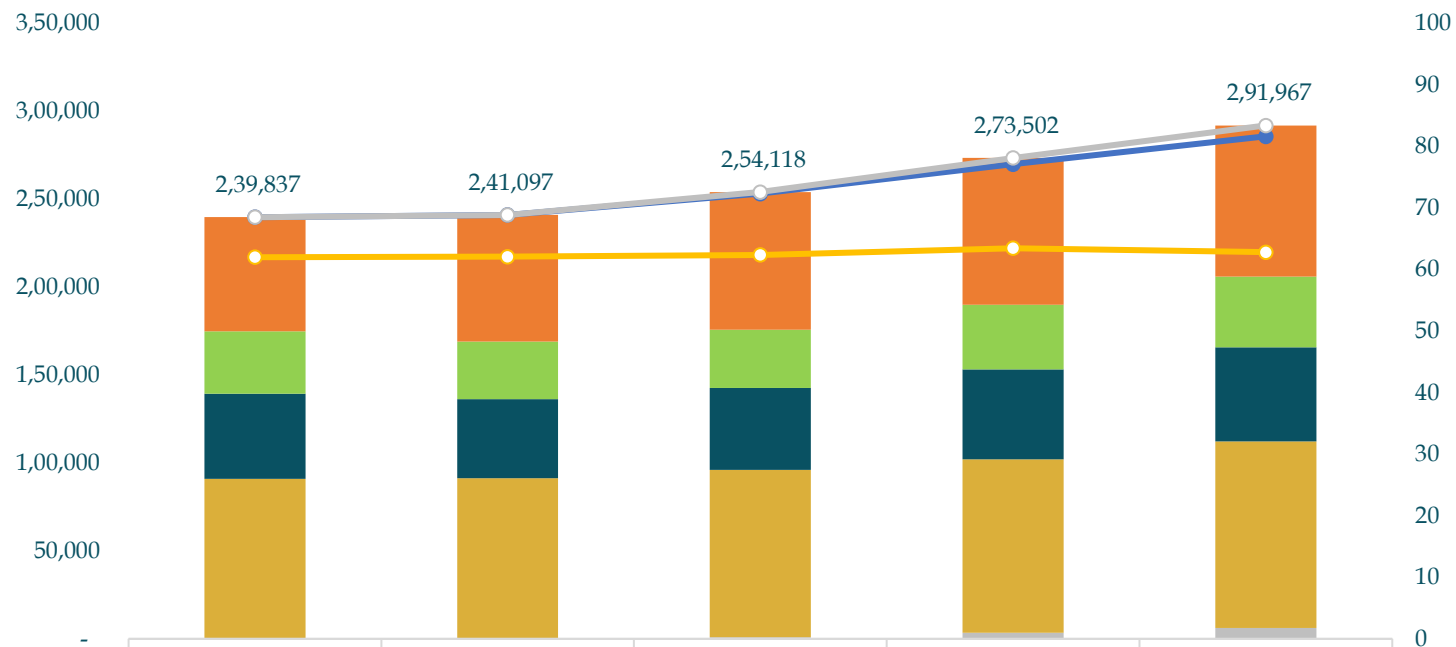
Top 3 selected sectors are Infrastructure, Housing, and Agriculture & Allied Activities, which cover over 49% of total funded exposure.



(₹ in Crore)

Gross Advances

(%)



	Mar`25	Jun`25	Sept`25	Dec`25	Mar`26
Retail Sector	64,853	71,966	78,226	83,418	85,857
Agriculture Sector	35,547	32,799	33,249	36,770	40,212
MSME Sector	48,369	44,967	46,553	51,197	53,547
Corporate & Others	91,068	91,365	95,201	98,601	1,06,209
Overseas Advances	-	-	888	3,517	6,142
Domestic Advances	2,39,837	2,41,097	2,53,230	2,69,986	2,85,825
Global Advances	2,39,837	2,41,097	2,54,118	2,73,502	2,91,967
RAM % to Domestic Advances	62.03	62.10	62.41	63.48	62.84

Stable Ratings Profile despite Challenging Environment

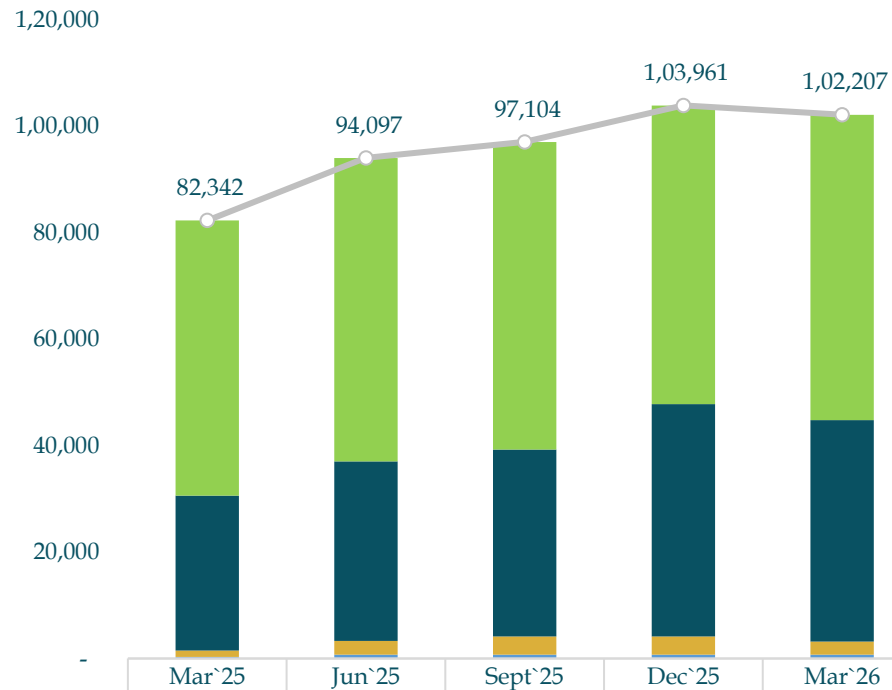


External Rating-wise Advances - Above 25 Cr

Particulars	Mar'25			Mar'26		
	No. of Borrowers	O/s Amount	% of O/s Amount	No. of Borrowers	O/s Amount	% of O/s Amount
Total Eligible Advances for External Rating	540	1,05,401	100	692	1,32,072	100
AAA	11	5,118	5	18	16,418	12
AA	90	34,302	33	108	40,768	31
A	144	28,056	27	200	31,951	24
BBB	149	16,186	15	201	20,677	16
BB & Below	46	4,344	4	57	6,656	5
Total Rated	440	88,006	84	584	1,16,470	88
Govt. Guaranteed Advances(Unrated)	21	12,726	12	16	10,392	8
Total Rated plus Govt Guarantee	461	1,00,732	96	600	1,26,862	96
Other Unrated	79	4,669	4	92	5,210	4

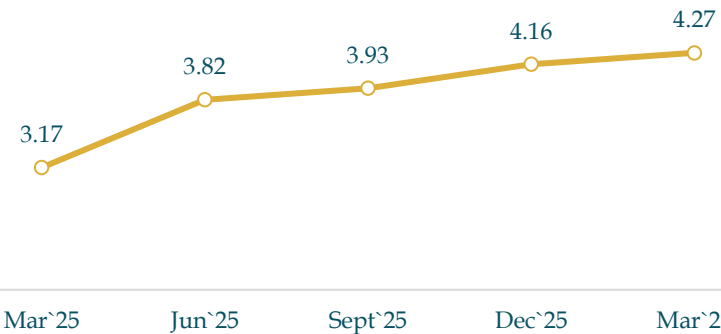


(₹ in Crore)

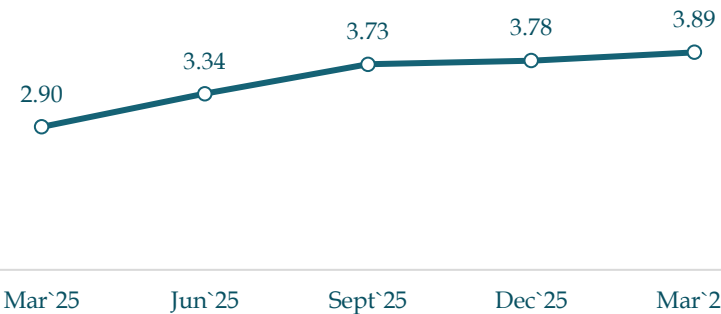


HTM	51,722	57,053	57,788	56,156	57,370
AFS	29,117	33,694	35,139	43,637	41,606
FVTPL / HFT *	1,192	2,588	3,416	3,406	2,469
JV & Subsidiaries	311	762	762	762	762
Gross Investment	82,342	94,097	97,104	1,03,961	1,02,207

M Duration (Total)



M Duration (AFS+HFT)

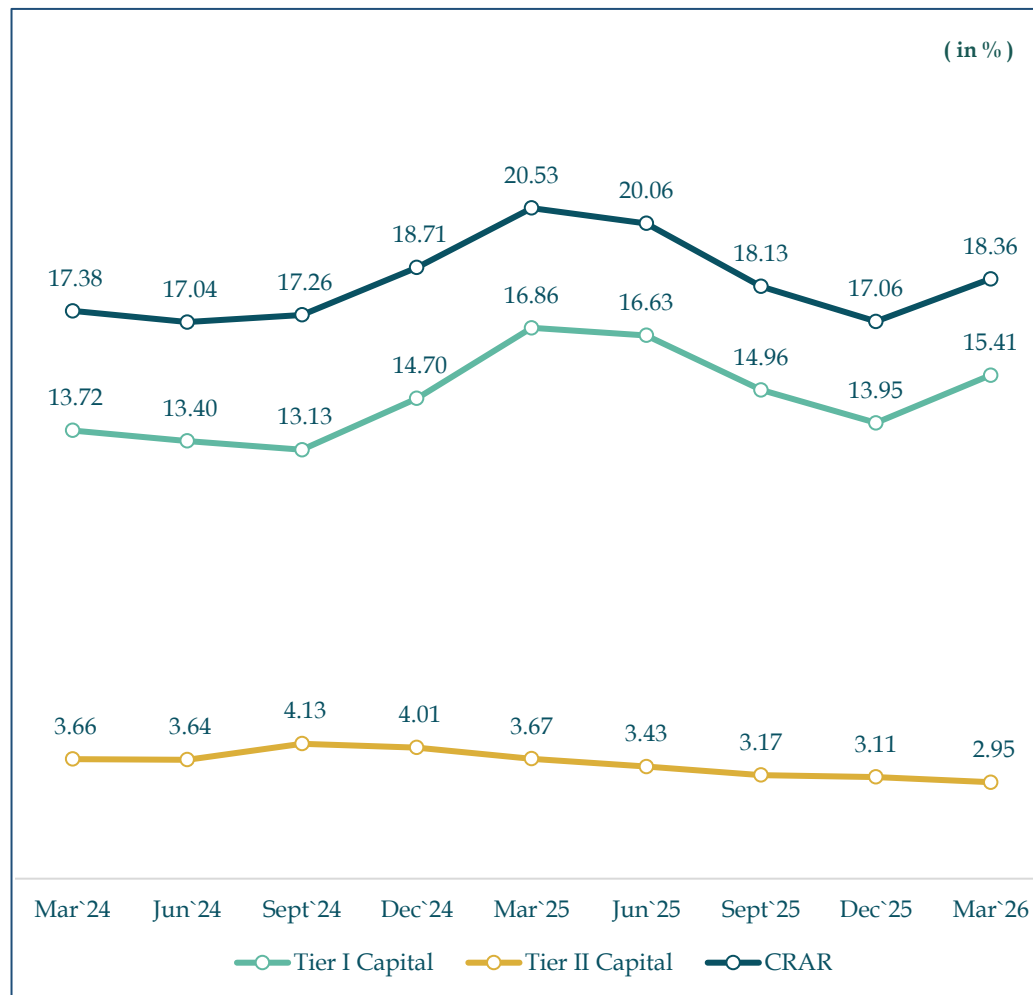


Capital position



Maintaining stable Capital Ratios

Particulars	Mar`25	Dec`25	Mar`26
RWA for Credit Risk	1,48,712	1,77,278	1,86,728
RWA for Market Risk	848	2,028	1,485
RWA for Operational Risk	17,968	21,531	21,531
Total RWA	1,67,528	2,00,837	2,09,745
CET I %	15.83	13.10	14.59
AT I %	1.03	0.85	0.82
TIER I %	16.86	13.95	15.41



Our Experienced Board Members



Nidhu Saxena
Managing Director &
Chief Executive Officer

Started his banking career at Bank of Baroda & later moved to UCO Bank. He has over 26 years of experience working in diversified areas of banking. Prior to joining Bank of Maharashtra, he was the Executive Director of Union Bank of India, where he was looking after Treasury, Domestic Foreign Business, International Banking, Human Resources, Stressed Assets, Retail Assets & Liabilities, MSME, CISO, Wealth Management & Audit Verticals. He has been on the Board of Union bank of India (UK) Ltd & Union Asset Management Co. He has also been a member of Academic Council of NIBM, Pune & Governing Body of IIBM, Guwahati.



Prabhat Kiran
Executive Director

A seasoned banker with 30 years of experience. He started his banking career in the year 1996 with Canara Bank and have broad experience in all aspects of SME - Corporate lending, Risk Management and International operation. Prior to joining Bank of Maharashtra, he was working as Chief General Manager in Canara Bank and headed Large Corporate Wing. He is a certified Credit Professional and holds Composite Insurance Certification & Certificate in MSME.



Sushanta Kumar Mohanty
Executive Director

An industry veteran with over 30 years of banking experience. He has started his banking career with Bank of Baroda where he held various leadership roles including Zonal Head, Regional Head, Branch Head and Head - International Banking Credit & Liabilities Management, with domestic and international postings including New York (USA). He had also served as Director at Baroda U.P. Gramin Bank and FIMMDA. His areas of expertise includes Treasury Operations, International Banking Credit, Retail & Corporate Banking Operations, Forex Management etc.



Abhijit Phukon
Government Nominee Director

PhD in Finance, Master in Economics, and Post Graduate Diploma in HRD & Marketing. Dr. Abhijit Phukon is an officer of Indian Economic Service (IES 2004 batch), presently serving as Economic Adviser and Chief Information Security Officer (CISO) in the Department of Financial Services (DFS), Ministry of Finance, Government of India. Prior to DFS, he served Department of Commerce, Department of Economic Affairs, Ministry of Power, Ministry of Corporate Affairs at various capacities including as Secretary, National Financial Reporting Authority (NFRA). While being in service in the Government, he instituted large scale reforms and policy frameworks in the economic and social sectors.



Sanjeev Prakash
RBI Nominee Director

B.Sc. (Engineering), CAIIB, FRM (GARP). He is presently working as a Chief General Manager at RBI in the Department of Currency Management. Over the past 25 years in Reserve Bank, he has worked at various Regional Offices and the Bank's Central Office in Mumbai. His main areas of work in the Bank include supervision of banks, non-banks & financial conglomerates; Human Resources Management etc. He has also served as Executive Assistant to Deputy Governors. He was appointed on the Board of the Bank w.e.f 14.07.2023.



Praveen Kumar
Shareholder Director

More than 36 years of experience in various areas such as Insurance & Banking, Marketing, Risk Management, Administration and Human Resources etc., worked in various capacities in the Branches/ Offices of Life Insurance Corporation of India, LIC Housing Finance Ltd and LIC Cards Services Ltd. Previously, he was holding the position of Chief Executive and Director of LIC Cards Services Limited. He joined as Director of Bank of Maharashtra on 30.06.2024..



Prasenjeet Shrikrishna Fadnavis
Shareholder Director

A technocrat with qualifications in Computer Science and Law, and over three decades of experience across telecom, banking, cyber laws, education, and rural development. Currently, He holds the position of Executive Director - Corporate Relations at Dr. D. Y. Patil Business School, Pune. He was also associated with leading educational institutions, including Savitribai Phule Pune University and Yashwantrao Chavan Maharashtra Open University. He is also involved in social services.



Green Finance

Maha Super Green Housing Loan Scheme-
Green Building: **Rs. 174 Cr** as on 31.03.26

Maha Super Green Car Loan Scheme: E-
Vehicle: **Rs. 368 Cr** as on 31.03.26

Roof Top Solar Scheme – PM Surya Ghar:
Rs. 285 Cr as on 31.03.26

Renewable energy- **Rs. 5358 Cr** as on
31.03.26

Green Deposit- **Rs. 78 Cr** as on 31.03.26

E-Waste

Total E-waste collected as on 31.03.26 ~ **316 Ton**

Total E-waste recycled as on 31.03.26 ~ **316 Ton**

Total reduction of Carbon Emissions as on
31.03.26 ~ **418 Ton**

Tree Plantation

Total **16022 trees** have been planted
nationwide as contribution towards
making the environment better as on
31.03.2026.

Adoption of Green Energy

Installed **Solar panel** at Head office & total
24 premises.

16,28,400 units of electricity generated
through solar installations as on 31.03.26

Rs. 2 Crore saved on electricity through
solar installations as on 31.03.26

Credit Assistance

Rs. 40,212 Cr – Total Loan to agricultural
sector as on 31.03.26

Rs. 1,13,225 Cr – Total Loan to priority
sector as on 31.03.26

Rs. 26,200 Cr – Total loan to Women
beneficiaries under different schemes as on
31.03.26

Corporate Social Responsibility

Total amount of **Rs. 3.53 Cr** has been
contributed by Bank under various Social
& Environmental initiatives /activities as
on 31.03.26

Bank of Maharashtra has been assigned an ESG Rating of A+ by Resurgent ESG Services.

P & L Highlights



(₹ In Crore)

Particulars	Quarter ended				Year ended (Audited)		
	Mar`25	Dec`25 *	Mar`26	Y-o-Y (%)	Mar`25	Mar`26	Y-o-Y (%)
Total Income	7,711	8,277	8,693	13	28,402	32,823	16
Interest Income	6,731	7,344	7,755	15	24,947	29,282	17
Non-Interest Income	981	933	938	(4)	3,454	3,541	3
Total Expenses	5,192	5,541	5,747	11	19,083	21,997	15
Interest Expenses	3,614	3,922	4,053	12	13,282	15,618	18
Operating Expenses	1,577	1,620	1,694	7	5,801	6,379	10
Operating Profit	2,520	2,736	2,946	17	9,319	10,826	16
Provision & Contingencies	1,027	956	932	(9)	3,799	3,807	0
Net Profit	1,493	1,779	2,014	35	5,520	7,019	27

* Reviewed

Interest and Non-Interest Income



(₹ In Crore)

Particulars	Quarter Ended				Year Ended (Audited)		
	Mar`25	Dec`25 [*]	Mar`26	Y-o-Y (%)	Mar`25	Mar`26	Y-o-Y (%)
Interest on Advances	5,233	5,647	5,985	14	19,292	22,490	17
Interest on Investment	1,380	1,651	1,742	26	5,360	6,520	22
Other Interest Income	118	46	28	(77)	296	271	(8)
Total Interest Income	6,731	7,344	7,755	15	24,947	29,282	17
Fee Based Income	515	528	498	(3)	1,741	1,862	7
Treasury Income	97	(143)	33	(66)	283	202	(29)
Recovery in written off accounts	343	540	380	11	1,375	1,423	4
Other Miscellaneous Income	25	8	27	6	55	53	(4)
Total Non- Interest Income	981	933	938	(4)	3,454	3,541	3

* Reviewed

Provisions – Credit cost provision trending down



(₹ In Crore)

Particulars	Quarter Ended			Year Ended	
	Mar`25	Dec`25 [*]	Mar`26	Mar`25	Mar`26
Prov for Non Performing Assets	640	660	664	2,417	2,626
Prov for Standard/Restructured Assets	324	79	69	1,105	417
Prov for Non-performing Investment	(9)	0	(4)	(8)	(4)
Other provisions (net of write back)	29	(11)	(111)	83	(71)
Income Tax [net of DTA & write back]	43	228	315	203	838
TOTAL PROVISIONS	1,027	956	932	3,799	3,807

* Reviewed

Balance Sheet Highlights



(₹ In Crore)

Assets	Year Ended (Audited)			
	Mar`23	Mar`24	Mar`25	Mar`26
Cash & Balance with RBI	18,508	21,161	37,993	26,645
Balances with Bank & Call Money	21	9,150	4,202	1,100
Total Investments (Net of Depreciation & Provision)	68,867	68,274	82,005	1,01,480
Total Advances (Net of Provision)	1,71,221	2,00,240	2,36,084	2,88,104
Total Fixed Assets (Net of Depreciation)	2,157	2,210	2,916	2,962
Other Assets	6,878	6,103	5,943	7,071
Total	2,67,651	3,07,138	3,69,142	4,27,363
Liabilities	Mar`23	Mar`24	Mar`25	Mar`26
Capital	6,731	7,081	7,692	7,692
Reserves & Surplus	8,880	12,593	20,798	25,416
Deposits	2,34,083	2,70,747	3,07,143	3,50,564
Borrowings	10,766	7,719	23,853	35,234
Other Liabilities & Provisions	7,193	8,998	9,658	8,457
Total	2,67,651	3,07,138	3,69,142	4,27,363

Recent Awards



"Best Mid-Sized Bank" award at the Business Today Banking & Economy Summit 2026.



IBA Awards in five different categories at the 21st Annual Banking Technology Conference, Expo and Citations 2024-25.



Public Sector Bank of the Year in the Institutional Category at the prestigious FE Best Banks Awards, presented by Shri Amit Shah, Hon'ble Minister of Home Affairs



SKOCH Gold Award 2025 for Social Media Transformation in the BFSI sector



Dhanam Best Bank of the Year Award at South India's premier BFSI event - Dhanam BFSI Summit & Award Nite 2025.



IBEX India BFSI Tech Awards 2026 with four prestigious recognitions across digital innovation, cybersecurity, risk management and operational excellence.



This presentation has been prepared by Bank of Maharashtra (the “**Bank**”) for general information purposes only, without regard to any specific objectives, suitability, financial situations and needs of any particular person and does not constitute any recommendation or form part of any offer or invitation, directly or indirectly, in any manner, or inducement to sell or issue, or any solicitation of any offer to purchase or subscribe for, any securities of the Bank, nor shall it or any part of it or the fact of its distribution form the basis of, or be relied on in connection with, any contract or commitment therefor. This presentation does not solicit any action based on the material contained herein. Nothing in this presentation is intended by the Bank to be construed as legal, accounting or tax advice. This presentation has been prepared by the Bank based upon information available in the public domain. This presentation has not been approved and will not or may not be reviewed or approved by any statutory or regulatory authority in India or by any stock exchanges in India.

This presentation contains certain forward-looking statements relating to the business, financial performance, strategy and results of the Bank and/or the industry in which it operates. Forward-looking statements are statements concerning future circumstances and results, and any other statements that are not historical facts, sometimes identified by the words including, without limitation "believes", "expects", "predicts", "intends", "projects", "plans", "estimates", "aims", "foresees", "anticipates", "targets", and similar expressions. The forward-looking statements, including those cited from third party sources, contained in this presentation are based on numerous assumptions and are uncertain and subject to risks. The actual results could differ materially from those projected in any such forward-looking statements because of various factors. Neither the Bank nor its affiliates or advisors or representatives nor any of its or their parent or subsidiary undertakings or any such person's officers or employees guarantees that the assumptions underlying such forward-looking statements are free from errors nor does either accept any responsibility for the future accuracy of the forward-looking statements contained in this presentation or the actual occurrence of the forecasted developments. Given these uncertainties and other factors, viewers of this presentation are cautioned not to place undue reliance on these forward-looking statements.

The information contained in these materials has not been independently verified. None of the Bank, its directors, its affiliates, nor any of its or their respective employees, advisers or representatives or any other person accepts any responsibility or liability whatsoever, whether arising in tort, contract or otherwise, for any errors, omissions or inaccuracies in such information or opinions or for any loss, cost or damage suffered or incurred howsoever arising, directly or indirectly, from any use of this presentation or its contents or otherwise in connection with this presentation, and makes no representation or warranty, express or implied, for the contents of this presentation including its accuracy, fairness, completeness or verification or for any other statement made or purported to be made by any of them, or on behalf of them, and nothing in this presentation or at this presentation shall be relied upon as a promise or representation in this respect, whether as to the past or the future. Past performance is not a guide for future performance. The information contained in this presentation is current, and if not stated otherwise, made as of the date of this presentation. The Bank undertakes no obligation to update or revise any information in this presentation as a result of new information, future events or otherwise. Any person/ party intending to provide finance/ invest in the shares/ businesses of the Bank shall do so after seeking their own professional advice and after carrying out their own due diligence procedure to ensure that they are making an informed decision.

This presentation is not a prospectus, a statement in lieu of a prospectus, an offering circular, an advertisement or an offer document under the Companies Act, 2013, as amended, the Securities and Exchange Board of India (Issue of Capital and Disclosure Requirements) Regulations, 2018, as amended, or any other applicable law in India.





Thank You

