Date: 19 October 2026 Ref. No.: TCPCL/SEC/2026-27/00057

To,

The General Manager,
Corporate relationship department,
BSE Limited
Phiroze Jeejeebhoy Towers,
Dalal Street, Fort,
Mumbai-400 001
Scrip Code: 543321

The Manager,
Listing department,
National Stock Exchange of India Limited
Exchange Plaza, C-1, Block-G,
Bandra-Kurla Complex, Bandra(E),
Mumbai-400 051
Scrip Symbol: TATVA

Subject: Updated Investor Presentation

Dear Sir/Madam,

This is in reference to our earlier intimation submitted today, 19 October 2026, enclosing the Investor Presentation for the quarter and half year ended 30 September 2026.

It has come to our attention that there were typographical errors in page no. 12 of the Investor Presentation. The corrected details along with earlier details in page no. 12, are enclosed herewith as an **Annexure**. A copy of the revised Investor Presentation is enclosed herewith.

We confirm that there are no changes in other financial numbers reported in the investor presentation for the quarter and half year ended 30 September 2026.

We regret the typographical errors and have taken necessary steps to prevent their recurrence in the future.

The above information shall be made available on the website of the Company at www.tatvachintan.com.

This is for your information and records.

Thanking you,

Yours faithfully,
For Tatva Chintan Pharma Chem Limited

ISHWAR RAMANBHAI NAYI

Digitally signed by ISHWAR RAMANBHAI NAYI
Date: 2026.10.19 20:54:24 +05'30'

Ishwar Nayi
Company Secretary and Compliance Officer
M. No.: A37444

Encl.: As above

Annexure

Particulars	**Updated page no. 12 H1FY27**	**Earlier page no. 12 H1FY27**
RoE (IN %)	6.3%	2.6%
Debt to EBIDTA (x)	1.16*	4.30

**Debt to EBITDA is annualized figure.*

TATVA CHINTAN

Pearl Jubilee

Foundation to Future, Innovating Excellence.

Investor Presentation

Tatva Chintan Pharma Chem Limited (TCPCL)

Q2FY27

19 October 2026

Contents

01
Chairman and Managing Director's Message

02
Q2 FY 27 Financial Performance

03
TATVA CHINTAN at Glance

04
Product Categories

05
Leading Sustainable practices coupled with cutting edge technology

06
Expansive international presence with Marquee clientele

07
Why TATVA CHINTAN

08
Industry Outlook

09
Our Business

Chairman and Managing Director's Message

Good evening, ladies and gentlemen.

I am pleased to share that the quarter under review has been a landmark one for Tatva Chintan, with the Company achieving its highest-ever quarterly turnover. This is an important milestone in our growth journey, and one that reflects the increasing commercial traction of our businesses, the widening relevance of our specialised chemistries and the sustained efforts we have invested in building a stronger business platform.

What makes this performance particularly encouraging is that it is unfolding across a portfolio that offers us multiple avenues for growth. Our established business in SDA continues to provide a strong momentum, while our newer initiatives in energy storage and agro and pharma intermediates are progressively opening up additional opportunities and are in a path of consistent growth. We are beginning to see the benefits of investments made in technology, product development, customer relationships and manufacturing capabilities translate into tangible business outcomes.

Chairman and Managing Director's Message

With a quarter of historic revenues and productivity, we have achieved significant operating leverage which is depicted by decrease in employee cost by 2% accompanied by decrease in other expenses by 2% but unfortunately, EBITDA has remained at nearly similar levels primarily due to two temporary phenomena. During the quarter we have seen erratic short supplies in some of the solvents which has led to a price increase in these solvents by 60%-100%. Some of these solvents are used by us in large volumes. Despite of having healthy revenue growth in highest margin SDA, the above impact has increased our overall raw material cost. Secondly, we have also experienced a rampant increase in global freights, especially, in certain sectors of US and Europe where the increase is more than 100%. Fortunately, we are now seeing a gradual reversal in both the above trends. We expect it to normalise withing the third quarter. We foresee the revenue trend growth with similar momentum over the next quarters and EBITDA margin to resume its healthy trajectory.

Our priority, therefore, is two-fold: to sustain the momentum in revenue and to ensure that the growth we generate translates into healthy & sustainable profits. We remain confident in the underlying opportunities before us and are encouraged by the progress being made across our businesses.

Across our portfolio, we continue to see encouraging developments.

In **Phase Transfer Catalysts**, our focus remains on strengthening an established franchise whose relevance extends well beyond its traditional applications. As customers increasingly seek greater process efficiency, improved manufacturing economics and more sustainable production methods, PTC chemistry continues to offer a compelling value proposition. We believe this provides a sound basis for sustained organic growth, considering its contribution in other product categories too.

Chairman and Managing Director's Message

In **Structured Directing Agents**, the implementation of EURO 7 emission standards is already translating into a meaningful contribution to our sales, providing tangible evidence of the demand emerging from this regulatory transition. This progress reinforces Tatva Chintan's standing as a reliable supplier of SDA to customers across the globe. We believe that the trust we continue to earn through consistent quality, dependable supply and technical expertise will strengthen our position further and open up additional opportunities for growth in this business.

In **Electrolyte Salts and Solutions**, energy storage continues to offer an attractive avenue for expansion. Our engagement with existing customers remains encouraging, hybrid-battery application is progressing towards commercialisation, and additional products are being scaled up for energy-storage applications. These initiatives are intended to broaden our participation in a market where specialised chemistry and technical reliability will be increasingly important.

Our **Pharma, Agro and Speciality Chemicals** business is gaining encouraging momentum, with our recently commercialised agro products performing well and our pharma product beginning to contribute to the business. The early traction from these products is an encouraging validation of our development efforts and strengthens our confidence in the opportunities ahead. It has also reinforced our resolve to accelerate work on other products in our development pipeline, with increased focus on piloting, process development and the steps required to bring them to commercialisation. We believe that this expanding pipeline can become an important driver of growth for the business in the years ahead.

Chairman and Managing Director's Message

In **Semiconductor Chemicals**, we continue to make encouraging progress across all five products in our development portfolio, each advancing well through its respective stages of development, validation and customer qualification. We see these products as much more than individual commercial opportunities; together, they represent the building blocks of a new phase of growth for Tatva Chintan. The progress achieved so far strengthens our conviction in the potential of this business, and we believe the capabilities we are developing today will create meaningful opportunities for the Company in the years ahead. This is a segment whose contribution we are working patiently to build, and one that we believe shareholders will increasingly see shaping the next chapter of our growth.

Alongside these business developments, our new greenfield project is progressing in line with the planned schedule. This facility will play an important role in supporting the next phase of Tatva Chintan's growth, providing the additional manufacturing capacity required to accommodate the organic expansion of our existing businesses as well as the commercialisation of new molecules emerging from our development pipeline.

Ladies and gentlemen, we view this quarter as an affirmation of the direction in which Tatva Chintan is moving. The record turnover is a meaningful achievement, and the developments across our business segments give us reason to remain confident about the opportunities ahead.

Chairman and Managing Director's Message

We are conscious that growth must be accompanied by financial discipline. Cost movements will need to be managed, customer pricing adjusted progressively where appropriate, and investments executed with care. But these considerations do not diminish our ambition; they are part of the discipline required to pursue it successfully.

Our focus remains firmly on building a larger, more diversified and technologically differentiated business — one that can create value not only through higher revenues, but also through stronger customer relationships, deeper technical capabilities and sustainable earnings over time.

We believe the foundations we have laid over the past three decades position us well for the opportunities ahead. We will continue to build on those foundations with conviction, disciplined execution and a clear focus on long-term value creation.

Thank you.

Chintan Shah

Chairman & Managing Director



Consolidated Financial Performance

Q2FY27: Financial Result highlights

Q2FY27 HIGHLIGHTS

Revenue from Operations[1] (In ₹ Mn)

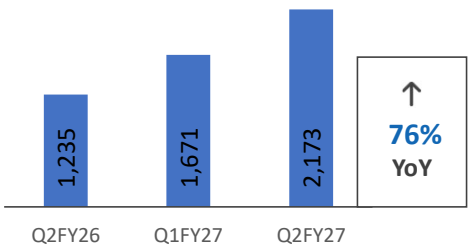

EBIDTA (Excl. Other Income) & EBIDTA Margin[1] (In ₹ Mn, %)

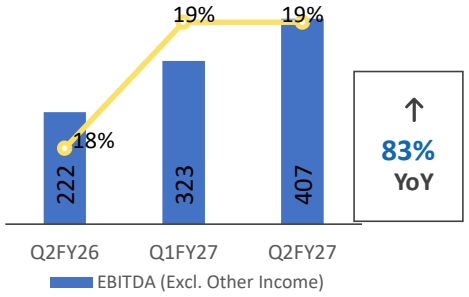

PAT & PAT Margin[1] (In ₹ Mn, %)

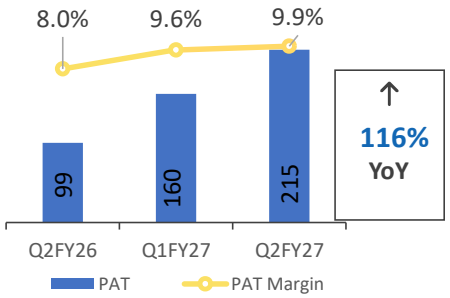

EPS (In ₹)

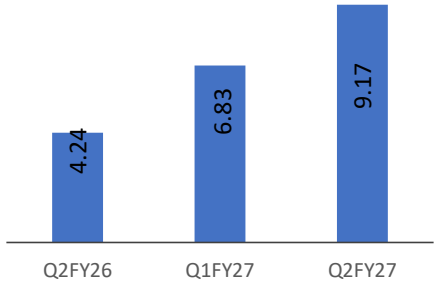

H1FY27 HIGHLIGHTS

Revenue from Operations[1] (In ₹ Mn)

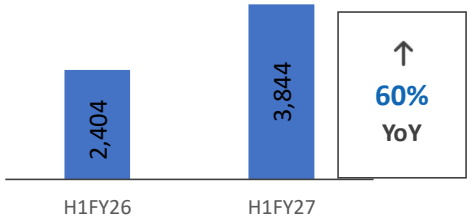

EBIDTA (Excl. Other Income) & EBIDTA Margin[1] (In ₹ Mn, %)

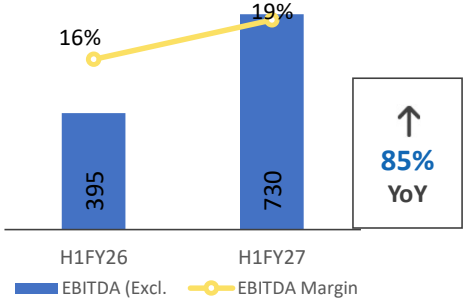

PAT & PAT Margin[1] (In ₹ Mn, %)

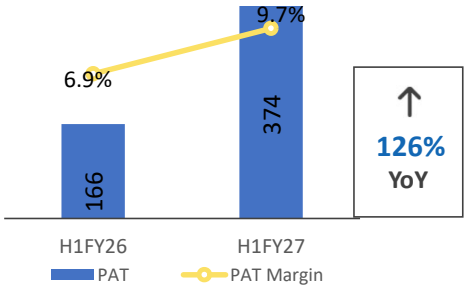

EPS (In ₹)

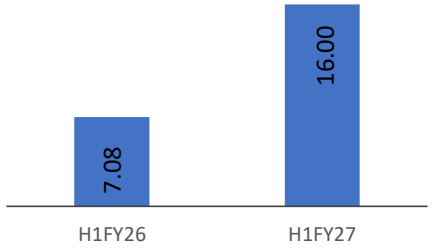

Notes: (1) Numbers have been rounded off.

Q2FY27: Consolidated Numbers

Particulars (₹ Mn)	Q2FY27	Q2FY26	YoY (%)	Q1FY27	QoQ (%)	H1FY27	H1FY26	YoY (%)
Revenue from Operation	2,173	1,235	76%	1,671	30%	3,844	2,404	60%
Total Income	2,191	1,245	76%	1,698	29%	3,889	2,425	60%
EBITDA (Excl. Other Income)	407	222	83%	323	26%	730	395	85%
EBITDA Margin	19%	18%	4%	19%	-3%	19%	16%	15%
Profit Before Tax	289	137	112%	211	37%	501	228	120%
Profit After Tax	215	99	116%	160	34%	374	166	126%
PAT Margin	9.9%	8.0%	22.9%	9.6%	3.2%	9.7%	6.9%	41.3%

Q2 FY27 & FY26: Operational highlights

OPERATING REVENUE SPLIT (IN %)

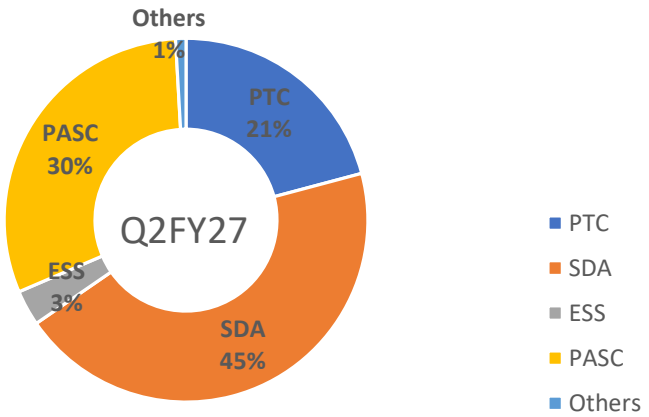

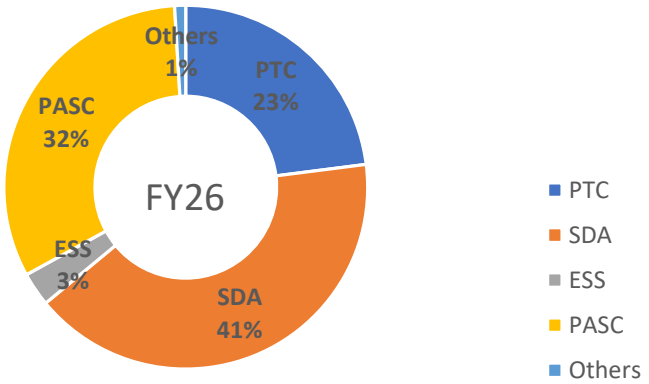

Consolidated Financial Highlights

REVENUE FROM OPERATIONS[1] (IN ₹ MN)

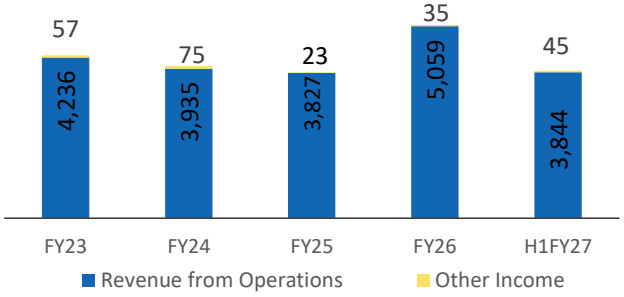

PROFITABILITY[1] (IN ₹ MN)

EBITDA (Excluding Other Income) & EBITDA Margin

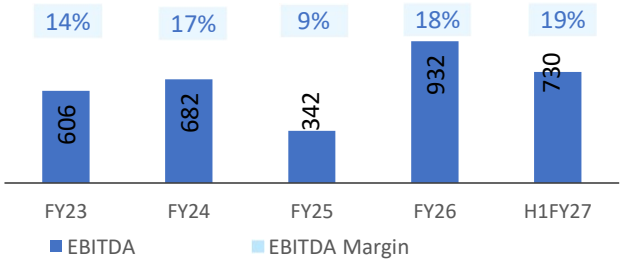

PAT & PAT Margin

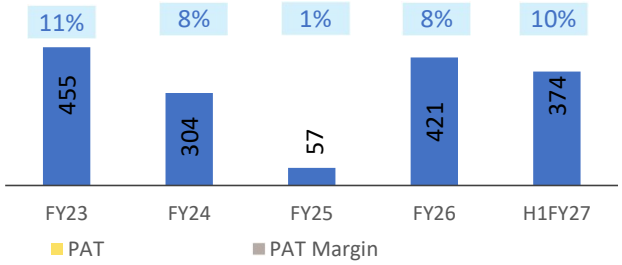

RoE (IN %)

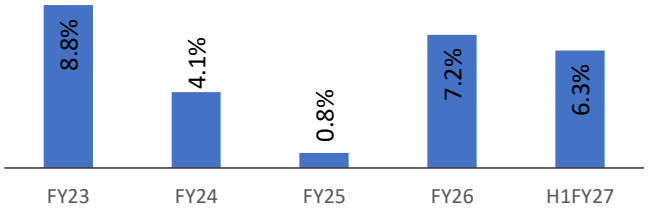

Debt to Equity (x)

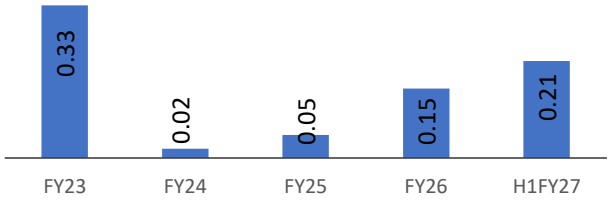

Debt to EBIDTA (x)

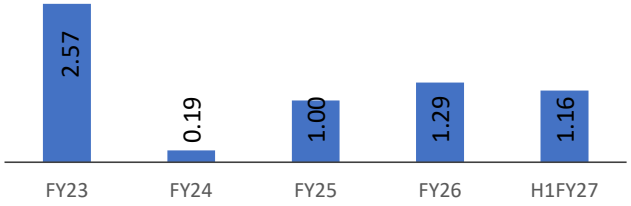

Notes: (1) Numbers have been rounded off, (2) Debt to EBITDA is annualized figure.

Consolidated Statement of Profit & Loss

Particulars (₹ Mn)	31-Mar-21 Audited	31-Mar-22 Audited	31-Mar-23 Audited	31-Mar-24 Audited	31-Mar-25 Audited	31-Mar-26 Audited	30-Sep-26 Unaudited
Income							
Revenue from operations	3,003.59	4,336.47	4,236.12	3,935.04	3,827.14	5,058.58	3,843.75
Other income	52.00	90.17	57.44	75.09	23.15	35.49	45.34
Total Income	**3,055.59**	**4,426.64**	**4,293.56**	**4,010.13**	**3,850.29**	**5,094.07**	**3,889.09**
Expenses							
Cost of goods sold	1,520.05	1,946.39	2,261.01	1,741.82	1,989.41	2,245.39	1,815.43
Employee benefit expenses	238.02	308.18	412.09	547.61	529.16	629.32	349.65
Finance costs	42.07	49.51	84.04	65.32	12.90	28.51	47.90
Depreciation and amortization expense	67.33	81.80	95.55	256.05	276.59	368.47	213.60
Other expenses	581.16	999.55	957.21	963.65	966.44	1252.29	948.82
Total expenses	**2,448.63**	**3,385.43**	**3,809.90**	**3,574.45**	**3,774.50**	**4,523.98**	**3,375.40**
Profit before exceptional items and tax	606.96	1,041.21	483.66	435.68	75.79	570.09	513.69
Exceptional items	-	-	35.87	-	-	-	13.18
Profit before tax (PBT)	**606.96**	**1,041.21**	**447.79**	**435.68**	**75.79**	**570.09**	**500.51**
Total tax	84.34	82.47	(7.08)	132.14	18.66	149.55	126.19
Profit after tax (PAT)	**522.62**	**958.74**	**454.87**	**303.54**	**57.13**	**420.54**	**374.32**
PAT %	**17%**	**22%**	**11%**	**8%**	**1%**	**8%**	**10%**
Earnings per share (EPS) ₹	**26.02**	**44.59**	**20.52**	**13.26**	**2.44**	**17.98**	**16.00**
EBIDTA ₹	**664.36**	**1,082.35**	**605.81**	**681.96**	**342.13**	**931.58**	**729.85**
EBIDTA %	**22%**	**25%**	**14%**	**17%**	**9%**	**18%**	**19%**

Consolidated Statement of Balance Sheet

Particulars (₹ Mn)	31-Mar-21 Audited	31-Mar-22 Audited	31-Mar-23 Audited	31-Mar-24 Audited	31-Mar-25 Audited	31-Mar-26 Audited	30-Sep-26 Unaudited
Assets							
Fixed Assets	1,203.51	1,592.96	1,957.71	4,265.35	5,255.52	6,041.47	5,887.96
Capital work-in-progress	98.11	514.91	2,307.44	729.27	215.35	233.48	428.27
Intangible assets (Including CWIP)	0.95	3.17	4.76	39.61	58.99	68.26	65.46
Other non-current assets	2.96	113.12	157.54	173.89	180.18	198.61	117.33
Total non-current assets	**1,305.53**	**2,224.16**	**4,427.45**	**5,208.12**	**5,710.04**	**6,541.82**	**6,499.02**
Inventory	720.19	1,699.58	1,624.98	1,527.66	1,339.54	1,960.74	2,489.10
Trade Receivable	907.43	565.98	844.03	698.52	825.27	1,190.31	1,783.77
Cash and cash equivalents including bank balance	53.42	1,769.86	447.61	353.04	140.96	87.91	152.05
Other current assets	161.46	320.97	218.93	399.84	338.15	256.16	263.36
Total current assets	**1,842.50**	**4,356.39**	**3,135.55**	**2,979.06**	**2,643.92**	**3,495.12**	**4,688.28**
Total assets	**3,148.03**	**6,580.55**	**7,563.00**	**8,187.18**	**8,353.96**	**10,036.94**	**11,187.30**
Equity and liabilities							
Equity share capital	200.88	221.65	221.65	233.92	233.92	233.92	233.92
Other equity	1,458.76	4,509.24	4,926.26	7,136.90	7,154.32	7,583.67	7,912.59
Tangible net worth	**1,659.64**	**4,730.89**	**5,147.91**	**7,370.82**	**7,388.24**	**7,817.59**	**8,146.51**
Liabilities							
Non-current liabilities							
(i) Long-term borrowings	267.63	131.11	42.30	6.39	-	50.10	44.65
(ii) Other non-current liabilities	40.61	6.59	11.45	13.34	13.98	37.90	40.86
Total non-current liabilities	**308.24**	**137.70**	**53.75**	**19.73**	**13.98**	**88.00**	**85.51**
Current liabilities							
(i) Short-term Borrowings including current maturities	634.85	1,068.27	1,660.27	136.62	363.88	1,153.63	1,655.30
(ii) Trade payables	474.77	445.13	321.88	450.31	326.89	582.46	855.24
(iii) Other liabilities	70.53	198.56	379.19	209.99	260.97	395.26	444.74
Total current liabilities	**1,180.15**	**1,711.96**	**2,361.34**	**796.63**	**951.74**	**2,131.35**	**2,955.28**
Total equity and liabilities	**3,148.03**	**6,580.55**	**7,563.00**	**8,187.18**	**8,353.96**	**10,036.94**	**11,187.30**



TATVA CHINTAN at Glance

TATVA CHINTAN at Glance

INTEGRATED SPECIALTY CHEMICAL COMPANY, PRESENT ACROSS THE VALUE CHAIN

- Established by first generation entrepreneur engineers in 1996
- Plants located at Ankleshwar and Dahej SEZ, Gujarat with an existing combined installed reactor capacity of 791KL & 39 Assembly Lines as on 31 March 2026
- Sate of the Art R&D Unit recognized by DSIR at Vadodara, Gujarat
- Pioneers in processes such as conventional synthesis, electrolysis and developing continuous flow chemistry which is a green chemistry and generates higher efficiencies
- Listed on NSE and BSE on 29 July 2021
- Customer Base spanning over 30 Countries including USA, UK, China, Germany, Japan and South Africa. Exports constitute 75% of revenue in FY26. Overseas subsidiaries in USA & Netherlands provides off-shore support
- Credit Rating of CRISIL A-/ Stable & A2+

Manufacturing Products

Phase Transfer Catalyst (PTC)

Structure Directing Agents (SDA)

Electrolyte Salts (ESS)

Pharma & Agrochemical Intermediates (PASC)

Revenue Split – FY26

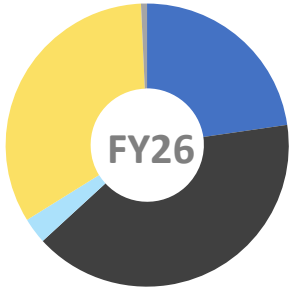

PTC	23%
SDA	41%
ESS	3%
PASC	32%
OTHERS	1%



Product Categories

Phase Transfer Catalyst (PTC) –
a Catalyst with Innumerable Benefits

WHAT ARE PTC?

- PTC are used to facilitate the migration of a reactant from one phase into another phase, in a heterogeneous multi-phase system
- The catalyst functions as a detergent for solubilizing the salts into the organic phase
- PTCs have evolved as a useful catalyst that has varied advantages

BENEFITS

- Offers faster reactions
- Higher conversion/yields,
- Makes fewer by-products,
- Enables lesser energy consumption, at times eliminates the need for expensive or dangerous solvents,
- Minimizes waste and saves time

DEMAND DRIVERS

- Rising demand for technologically advanced environment-friendly catalyst
- Push for greener chemistry in organic synthesis
- PTCs have evolved as a very useful catalyst that has varied advantages and these are non regenerative type of catalyst which generates recurring demands.

END USER INDUSTRY APPLICATION

Pharmaceutical API's

Flavors and Fragrances

Agrochemicals

Environment Control Processes

TATVA CHINTAN'S PRESENCE IN PTC

1996

Manufacturing since

₹1,173 mn

Revenue in FY26

₹881 mn

Revenue in H1FY27

23%

of Revenue

23%

of Revenue

#1 **One of the leading producers with entire wide range of PTCs in India and one of the key producers across the globe**

Structure Directing Agents (SDA) –
an important ingredient for making the world more sustainable

WHAT ARE SDA?

- High purity Quaternary salts that helps in the formation of channels/pores during the synthesis of zeolites. High purity and consistent quality SDAs are essential for the synthesis of precision Zeolites
- Industrially important zeolites are produced synthetically. Zeolites have varied applications including as catalysts and absorbents

BENEFITS

SDAs are important raw material for creation of high precision Zeolites which are:

- An important ingredient in Emission control systems for NOx removal
- Facilitates cracking crude to acquire various desired outputs
- Important part of continuous flow chemistry process

DEMAND DRIVERS

- With the recent developments in emission control and refining catalyst applications, Tatva Chintan's deep knowledge about the SDA for Zeolites market helps it to gain the market position
- Versatile applications and non-regenerative nature of SDAs helps in creating recurring demand for SDA
- Stricter emission norms is pushing demand
- Limited competition globally

END USER INDUSTRY APPLICATION OF ZEOLITES

Automotive – Catalytic Converter – Emission Control

Petrochemicals – Cracking crude

Catalyst– Continuous flow chemistry

TATVA CHINTAN'S PRESENCE IN SDA

2015

Manufacturing since

₹2,045 mn

Revenue in FY26

41%

of Revenue

₹1546 mn

Revenue in H1FY27

40%

of Revenue

#2

2nd largest manufacturer of SDAs for Zeolites globally and the largest commercial supplier in India

Electrolysis –
a better and greener way of producing SDAs

ABOUT ELECTROLYSIS

- TATVA started R&D into developing SDA since 2007
- In 2015, it received commercial approval for its products, produced using the Electrolysis process
- There are entry barriers as product development and approvals take anywhere between 1-6 years
- With few players in the Indian and global market, Tatva is the largest and only commercial manufacturer of SDA for Zeolites in India. The advanced chemistries make it difficult for new players to enter the market chemistry

BENEFITS

- Electrolysis is considered as a 'green' chemistry process wherein apart from a single starting raw material, the process largely uses only water and electricity
- Since no additional solvents or other chemicals are used, it is a safe chemistry
- It has minimum requirement of auxiliary substances
- The process enables faster output and Higher Purity
- By deploying electrolysis, the products achieve the lowest possible process mass intensity

TATVA is one of the few companies globally that uses Electrolysis process in organic synthesis.

Electrolyte Salts & Solutions (ESS)– aiding the technological thrust

WHAT ARE ELECTROLYTE SALTS?

- Electrolyte Salts are used in manufacture of super capacitor batteries, which are used in automobile, electronics and energy storage devices.
- Super-Capacitors or ultra-capacitors are energy storage devices that store electrical energy via electrochemical and electrostatic processes. These have an unusually high energy density as compared to common capacitors.

BENEFITS

- Due to their properties like fast charging ability, superior low temperature performance, long service and cycle life and reliability. Super-Capacitors hold the potential to replace or complement traditional batteries in several applications.
- Battery runtime and operational life is improved extensively by using Super-Capacitors.

DEMAND DRIVERS

Currently, these are used along with Lithium battery in EV vehicles

- Solar energy storage – to absorb high voltage currents at the time of peak energy generation
- Smart-Grid – To absorb high Voltage
- Electric Vehicles – For sudden burst of energy required during the start and while accelerating
- Other electronic devices where high burst of energy is required to be discharged or stored.

END USER INDUSTRY APPLICATION

Automotive | **Transport & Infrastructure** | **Renewable Energy** | **Consumer Electronics** | **Grid Balancing** | **Electric Vehicles**

TATVA CHINTAN'S PRESENCE IN SALTS

2016
Manufacturing since

₹165 mn
Revenue in FY26

₹132 mn
Revenue in Q1FY27

3%
of Revenue

3%
of Revenue

#1 **Largest producer of electrolyte salts for super capacitor batteries in India.**

Pharmaceuticals and Agrochemicals Intermediates and other Specialty Chemicals (PASC) –

WHICH PRODUCTS ARE MANUFACTURED?

- Various pharmaceutical and agrochemical products such as intermediates, disinfectants, catalysts and solvents.
- TATVA manufactures Glyme which is used as solvents in manufacturing of pharmaceutical API's, Solvent for Li battery.

END USER INDUSTRY APPLICATION

Pharmaceuticals API's

Agro Actives

Paints and coatings products

Li Battery

Detergents and personal care products

TATVA CHINTAN'S POSITION IN PASC

2016

Manufacturing since

TATVA is the largest producer of Glymes in India and third largest in the world.

Market Position

₹1623 mn

Revenue in FY26

32%

of Revenue

₹1247 mn

Revenue in Q1FY27

32%

of Revenue

Continuous Flow Chemistry –
sophisticated method with analytical expertise

ABOUT

- TATVA CHINTAN started R&D into continuous flow chemistry since 2018
- Focused on developing pharma intermediates and agro intermediates using continuous flow chemistries to offer environmentally sustainable sourcing solution to customers
- Involves manufacturing large volumes products to replace environmentally hazardous chemistries

BENEFITS

- Continuous Flow Chemistry is considered as a 'green' chemistry process, wherein it generates minimum waste
- It has lower treatment cost
- The technology take smaller space compared to conventional synthesis.
- The products achieve the lowest possible process mass intensity and the resultant savings that lead to higher margins

PROCESS

- Structure directing agents are converted to Zeolite based catalysts to run continuous flow chemistry.
- A bed of catalysts is created inside a pipe reactor. Required Raw materials are continuously fed through the bed of catalyst to Continuously get the desired output products

Value derived from Product Categories

REVENUE FROM EACH PRODUCT CATEGORY[1] (In ₹ Mn.)

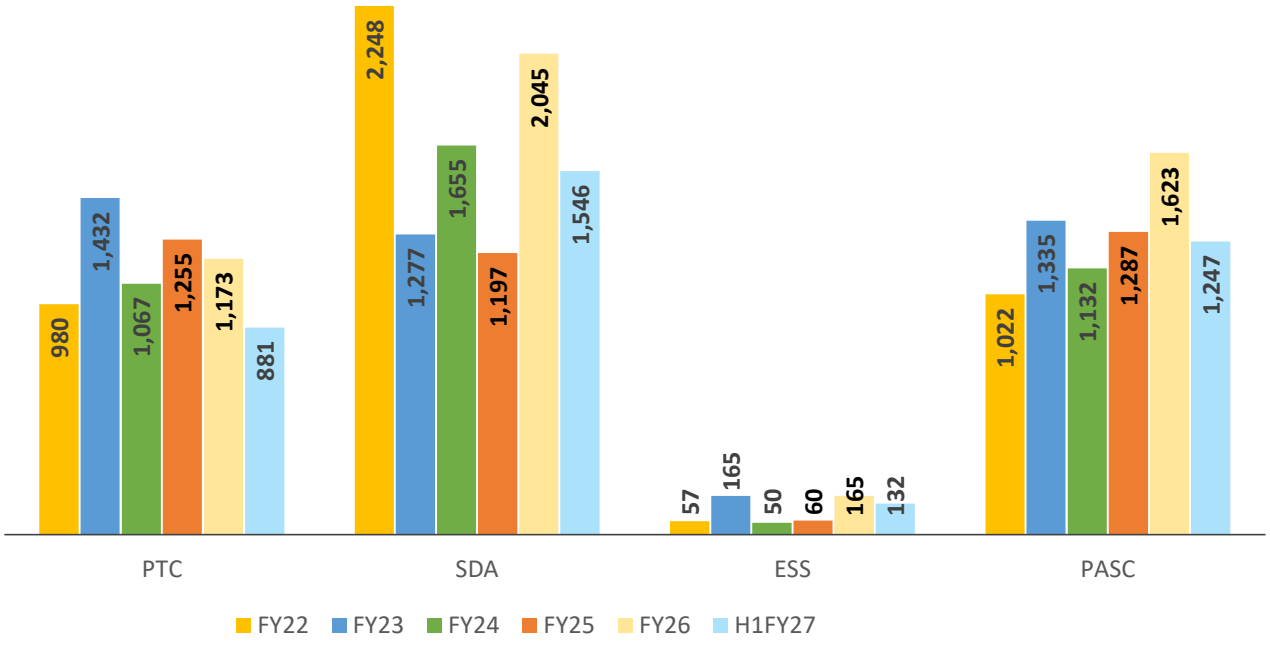

Considering the wide range of applications of our products, Tatva Chintan can cater to customers across wide spectrum of Chemical Industries which ensures a sustainable business model.

Diversified product portfolio has helped accelerate our growth and in innovating and thus retain both new and existing customers.

Notes: (1) Numbers have been rounded off



Leading Sustainable practices coupled with cutting edge technology

Integrated and Modern Manufacturing Facility

ANKLESHWAR

- Manufacturing facility started in 1996
- Converted into a 'zero liquid effluent discharge' facility from January 2020
- Using PNG as the boiler fuel at Ankleshwar Facility

DAHEJ SEZ

- Manufacturing started in 2017
- Company is having sophisticated quality control lab equipped with modern analytical equipment enabling to detect impurities up to PPB levels and thus achieve 'ultra-pure' grade certification.

Ankleshwar Installed Capacity

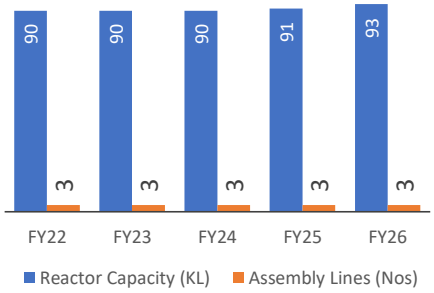

Dahej SEZ Installed Capacity

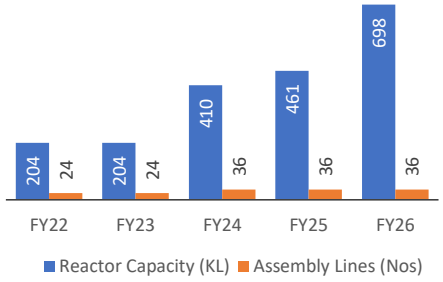

COMBINED INSTALLED CAPACITY

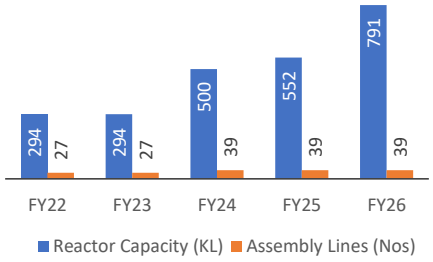

CERTIFICATIONS

ISO 9001:2015

ISO 14001:2015 & ISO 45001:2018

ISO 22716:2007

- Both the plants are in-close proximity to **Hazira port.**
- Modern machinery viz. reactors, Assembly Lines, ANFDs, centrifuges and RCVDs. These equipment enable Tatva Chintan to undertake various **chemistry processes**, such as, quaternization, methylation, amination, phase transfer reactions, cyclization, halogenation, condensation and electrolysis.
- **Electrolysis** is part of green chemistry processes which uses water and electricity to produce the target product, as no additional chemicals are used, minimum waste or by-products are generated in this process.
- Facilities are designed to allow a **level of flexibility** enabling to manufacture a diverse range of products and provide with the ability to modify and customize product portfolio to address the changing requirements of customers.

One of the prominent Research & Development center

- Dedicated R&D facility at Vadodara recognized by the Department of Scientific and Industrial Research ("DSIR"), Government of India.
- Equipped with glass assemblies, continuous flow reactors, and high-pressure autoclaves set-up with the ability to run reactions at temperatures ranging from -10ºC to +300ºC and up to pressure conditions measuring up to 100 bar.
- Currently R&D team of 56 employees including 26 senior highly qualified scientists as of 30th September 2026.
- R & D designed and segregated into:
  - Organic Chemical Synthesis lab
  - Electrolysis lab
  - Catalyst development and Continuous Flow Chemistry lab
  - Analytical method Development lab

R&D CAPITAL AND REVENUE EXPENDITURE

(In ₹ Mn.)

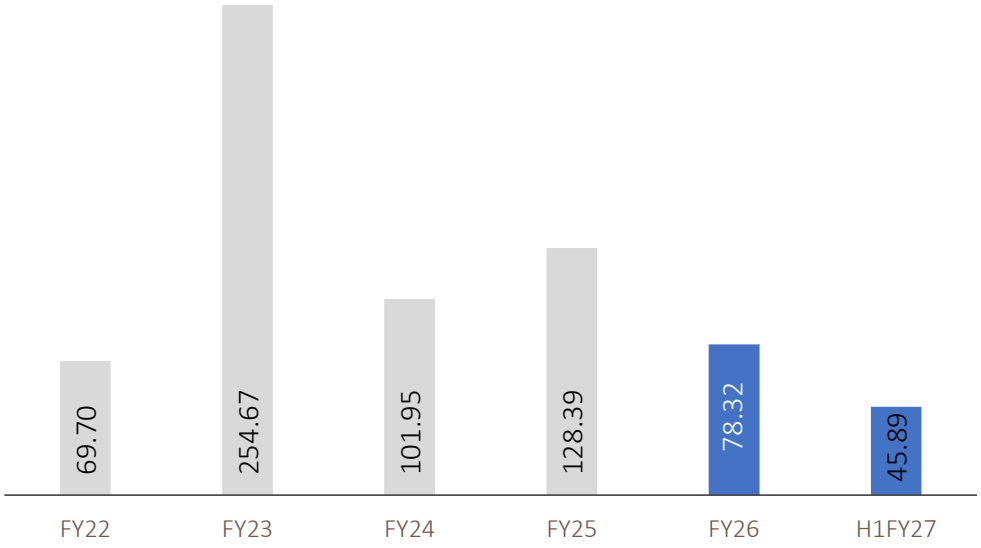

…With a focus on ‘green’ chemistry processes

Tatva Chintan’s ‘green’ chemistry is based on the principles of clean chemistry, minimum requirement of auxiliary substances, minimum waste and by-products and safe chemistry

- Undertaking various ‘green’ chemistry processes such as electrolysis - apart from a single starting raw material, the process largely uses only water and electricity. Since no additional solvents or other chemicals are used, minimum waste or by-products are generated
- Use of PNG as the boiler fuel at Ankleshwar manufacturing facility
- Continuous Flow Chemistry being developed which would involve manufacturing large volumes, receiving benefits viz. minimum waste, less treatment cost, lowest process mass intensity that leads to higher margins

- By deploying electrolysis for the manufacture of products, the Company believes they achieve the lowest possible process mass intensity (ratio of the weights of all raw materials to the weight of the product manufactured)
- Successfully converted the Ankleshwar Manufacturing Facility into a ‘zero liquid effluent discharge’ facility from January 2020, aided by MEEs and a reserve osmosis ETP
- The sustainability performance as monitored by EcoVadis and TfS has been above the industry average score on their sustainability performance



Expansive international presence with Marquee clientele

Fostered long term relationship with marquee clientele while continuously expanding presence in global market

ESTEEMED CUSTOMERS

EXPORTS

- Tatva exports products to over 30+ countries viz. USA, China, Germany, Japan, South Africa and UK.
- Subsidiaries facilitates overseas operations:-
  - Tatva Chintan USA Inc. and,
  - Tatva Chintan Europe BV, Netherlands
- Tatva has successfully maintained long term relationships with its customers
- Warehousing facilities at Amsterdam, The Netherlands and Savanna, USA to facilitate business operations.



Why TATVA CHINTAN

Investment Rationale

Presence in niche specialty chemicals space with limited competitors in this segment.

Track record of developing wide product basket across categories; expanding to different geographies and showcasing technical expertise to create products with low impurities which leads to higher customer retention.

Wide basket of products are used in varied industries which reduces risk of dependence on a single industry.

Continuous focus on R&D and in house developed technology creates a differentiated moat for the future.

High industry barriers as new entrant will have to wait from 1 to 6 years for different product approvals.

Capex to boost the capacities and pave the way for higher revenues.



Industry Outlook

India's rapidly expanding footprint in Global Chemical Market

SHARE OF COUNTRIES IN GLOBAL CHEMICAL INDUSTRY (IN %)

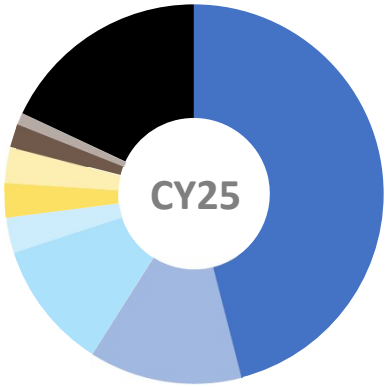

CHINA	46%
EU	13%
US	11%
JAPAN	03%
SOUTH KOREA	03%
INDIA	03%
TAIWAN	02%
RUSSIA	01%
OTHERS	18%

Source: CEFIC, IBEF, As on 2025 data

TRENDS IN SPECIALTY CHEMICALS LANDSCAPE

Indian Chemical Industry got Advantage vs China due to:

- Trust deficit between China and US
- Stringent environmental regulations since 2015 and Large-scale shutdowns in China
- Customers preference to de-risk the supply chain led to China+1 policy
- Geopolitical shift after the outbreak of Covid-19
- Increased cost of labour

Move towards sustainable product development:

- With an increasing awareness of the ill effects of certain chemicals on humans and the environment, there is a growing trend in the chemicals industry to shift towards what is known as “green” chemicals or more accurately sustainable chemistry

Opportunity for Indian Manufacturers:

- China holds 46% share in global chemical industry of which exportable specialty chemicals accounts for ~15-17% while India accounts for merely 1-2% indicating widespread opportunity
- The spill over impact of China’s declining competitiveness has set the stage for India to intensify its effort to capture larger market share



Our Business

Major Events & Milestones

1996
Incorporation of our Company

2004
Received license to manufacture for sale (or for distribution) of certain drugs from the Food and Drugs Control Administration, Gujarat at our Ankleshwar Manufacturing Facility

2007
Expansion of manufacturing capacity at our Ankleshwar Manufacturing Facility

2011
Commenced commercial manufacturing of SDAs

2013
Achieved turnover of ₹ 500.00 million

2015
- Achieved turnover of ₹ 1 billion
- Incorporation of Tatva Chintan USA Inc., a wholly owned Subsidiary of our Company
- Set up our warehousing facility in Netherlands

2017
Set up our Dahej SEZ Manufacturing Facility

2018
Set up our R&D facility in Vadodara

2019
Incorporation of Tatva Chintan Europe BV, a wholly owned Subsidiary of our Company

2020
- Completion of 'Together for Sustainability' audit
- Conversion of Ankleshwar facility to a 'zero liquid effluent discharge facility'
- Achieved total revenue of ₹ 2 billion
- Increase in manufacturing capacity at Dahej SEZ facility resulting in an increase in the aggregate manufacturing capacity of the Company from 160 KL and 10 Assembly Lines to 280 KL and 13 Assembly Lines

2021
- Listed on BSE and NSE
- Achieved turnover of ₹ 3 billion
- Acquired industrial land at Dahej-III GIDC Estate, Bharuch

2023
- Commencement of commercial production at expanded facility, Dahej SEZ
- In August 2023, raised ₹ 200 crore through Qualified Institutional Placement

Leadership and Management

Chintan Nitinkumar Shah

MANAGING DIRECTOR

A Graduate in Engineering with a specialization in Computer Science, from Maharaja Sayajirao University of Baroda, Mr. Chintan Shah carries an experience of over 29 years and is responsible for the Business Development, Finance and information Services in our Company.

Ajaykumar Mansukhlal Patel

WHOLE TIME DIRECTOR

A passionate Chemical Engineer from Maharaja Sayajirao University of Baroda, with an experience of over 30 years, he takes care of Project Engineering & Development and implementation of new Technology in our Company.

Shekhar Rasiklal Somani

WHOLE TIME DIRECTOR

A Bachelor in Pharmacy from Maharaja Sayajirao University of Baroda, Mr. Shekhar Somani looks after Business Development, Quality and Supply Chain Management in our Company. He has over 29 years of experience.

Dr. Manher Chimanlal Desai

INDEPENDENT DIRECTOR

He is a Postgraduate in Organic Chemistry and holds Doctorate in Science from the University of Mumbai. He carries a rich experience of over 3 decades in Specialty Chemicals Industry.

CA Subhash Ambubhai Patel

INDEPENDENT DIRECTOR

A Chartered Accountant by profession and a Commerce Graduate from Maharaja Sayajirao University of Baroda Mr. Subhash Patel is a Fellow Member of the Institute of Chartered Accountants of India and has an experience of over 3 decades.

Dr. Avani Rajesh Umatt

INDEPENDENT DIRECTOR

She holds doctorate in chemistry from the Sardar Patel University. She has over 23 years of experience in research and academia. She is currently associated with Team Lease Skills University as Associate Professor, Dean Academics.

Shareholder Information

SHAREHOLDING PATTERN- Sept 2026 (IN %)

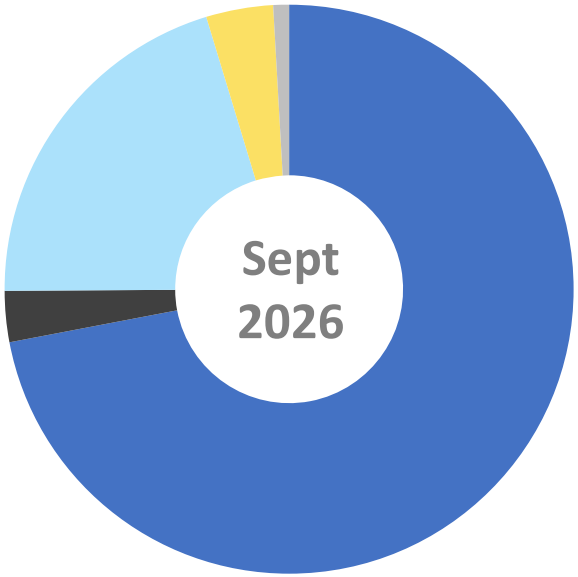

PROMOTER	72.02%
MF	2.87%
PUBLIC	19.58%
FPI	4.38%
OTHERS	1.15%

NSE Ticker	TATVA
BSE Ticker	543321
IPO Listing Date	29 July 2021
Share Price (₹)^	1784.20
Market Cap (₹ Mn)^	41,736
% Free Float^	27.98%
Free float market cap (₹ Mn)^	11,678
Shares outstanding^	2,33,92,055
3M ADTV (Shares)	155513
3M ADTV (₹ Mn)	259
Industry	Specialty Chemical

Source: NSE, ^As on 30 September 2026

Safe Harbor

Certain statements in this presentation concerning our future growth prospects are forward looking statements, which involve a number of risks, and uncertainties that could cause actual results to differ materially from those in such forward-looking statements.

The company's results may be affected by factors including, but not limited to, the risks and uncertainties in research and development; competitive developments; regulatory actions; the extent and duration of the effects of the COVID-19 pandemic; litigation and investigations; business development transactions; economic conditions; and changes in laws and regulations.

Tatva Chintan Pharma Chem Limited will not be responsible for any action taken based on such statements and undertakes no obligation to publicly update these forward-looking statements to reflect subsequent events or circumstances

October
2026

Thank You

TATVA CHINTAN PHARMA CHEM LIMITED

CORPORATE OFFICE
Plot No. 353, G.I.D.C,
Makarpura, Vadodara – 390 010, Gujarat, India

BSE: 543321
NSE: TATVA
CIN: L24232GJ1996PLC029894
www.tatvachintan.com

INVESTOR RELATIONS AT

TATVA CHINTAN
Mr. Ajesh Pillai
ajesh@tatvachintan.com

Copyright ©2021 Tatva Chintan Pharma Chem Limited