

SAI SILKS (KALAMANDIR) LIMITED

CIN: U52190TG2008PLC059968

Registered Office: # 6-3-790/8, Flat No.1, Bathina Apartments, Ameerpet, Hyderabad - 500016
Telangana, India. 040-66566555. Email: secretarial@sskl.co.in



www.sskl.co.in

Date: 12.05.2026

To Corporate Relations Department BSE Limited Phiroze Jeejeebhoy Towers Dalal Street, Mumbai – 400 001, India Scrip Code: 543989	To Listing Department, National Stock Exchange of India Limited Exchange Plaza, C-1 Block G Bandra Kurla Complex, Bandra (E) Mumbai – 400 051, India Symbol: KALAMANDIR
---	--

Dear Sir / Madam

Sub: Investor Presentation

In accordance with Regulation 30 read with Schedule III of the SEBI (LODR) Regulations, 2015, please find enclosed a copy of investor presentation in connection with the Audited financial results of the Company for the Quarter and Year ended on March 31, 2026.

The aforesaid information is being uploaded on company website https://sskl.co.in/wp-content/uploads/2026/05/SSKL-Q4_FYE26-Investor-Presentation-12052026.pdf

We request you to kindly take the aforesaid information on record and disseminate the same on your respective websites.

For Sai Silks (Kalamandir) Limited

M.K.Bhaskara Teja

Company Secretary & Compliance Officer

M.No A39542





Investor Presentation

Q4 FY 26 & FY 25-26



South India's Leading Ethnic Wear And Value-fashion Retail Company With A Portfolio Of Established Formats With Focused Sales And Marketing Strategy

Disclaimer



This presentation is confidential and is intended only for the exclusive use of the recipients thereof, subject to the provisions stated herein, and may not be reproduced (in whole or in part), retransmitted, summarized or distributed by them to any other persons without the Company's prior written permission. By receiving these materials, you are agreeing to be bound by the foregoing and below restrictions. Any failure to comply with these restrictions may constitute a violation of applicable securities laws.

This presentation may contain forward-looking statements that involve risks and uncertainties. Forward-looking statements are based on certain assumptions and expectations of future events. Actual future performance, outcomes and results may differ materially from those expressed in forward-looking statements as a result of a number of risks, uncertainties and assumptions. Although the Company believes that such forward-looking statements are based on reasonable assumptions, forward looking statements contained in this presentation regarding past trends or activities should not be taken as a representation that such trends or activities will continue in the future. There is no obligation to update or revise any forward looking statements, whether as a result of new information, future events or otherwise. Representative examples of factors that could affect the accuracy of forward-looking statements include (without limitation) the condition of and changes in India's political and economic status, government policies, applicable laws, and international and domestic events having a bearing on the Company's business, and such other factors beyond the control of the Company. It should be understood that subsequent developments may affect the information contained in this presentation, which neither the Company nor its affiliates, advisors or representatives are under an obligation to update, revise or affirm such information. You are cautioned not to place undue reliance on these forward-looking statements, which are based on current view of the Company's management on future events.

This presentation contains information from the industry report titled "Industry Report on Indian Ethnic Wear Market for Women" dated July 12, 2022 prepared by Technopak Advisors Private Limited ("Technopak"). Technopak has required us to include the following disclaimer in connection with the Technopak Report:

"This information package is distributed by Technopak Advisors Private Limited (hereinafter "Technopak") on a strictly private and confidential and on 'need to know' basis exclusively to the intended recipient. This information package and the information and projections contained herein may not be disclosed, reproduced or used in whole or in part for any purpose or furnished to any other person(s) other than in relation to the proposed Offer of Sai Silks (Kalamandir) Limited or as may be required by SEBI or Stock Exchanges or any other regulator. The person(s) who is/are in possession of this information package or may come in possession at a later day hereby undertake(s) to observe the restrictions contained herein.

Only leading players are profiled and benchmarked for the purpose of the report and does not necessarily cover all types of players. The information contained herein is of a general nature and is not intended to address the facts and figures of any particular individual or entity. The content provided here treats the subjects covered here in condensed form. It is intended to provide a general guide to the subject matter and should not be relied on as a basis for business decisions. No one should act upon such information without taking appropriate additional professional advice and/or thorough examination of the particular situation. Technopak and its directors, employees, agents and consultants shall have no liability (including liability to any person by reason of negligence or negligent misstatement) for any statements, opinions, information or matters (expressed or implied) arising out of, contained in or derived from, or of any omissions from the information package and any liability whatsoever for any direct, indirect, consequential or other loss arising from any use of this information package and/or further communication in relation to this information package."

The opinion expressed herein with respect to the Company is based on a number of assumptions, and is subject to a number of known and unknown risks, which may cause the Company's actual results or performance to differ materially from any projected future results or performance expressed or implied by such statements. The information contained in this presentation should be considered in the context of the circumstances prevailing at the time and has not been, and will not be, updated to reflect material developments, which may occur after the date of the presentation. The information set out herein may be subject to updating, completion, revision, verification and amendment and such information may change materially. This presentation is based on the economic, regulatory, market and other conditions as in effect on the date hereof. You acknowledge and agree that the Company and/or its affiliates and/or their respective employees and/or agents have no responsibility or liability (express or implied) whatsoever and howsoever arising (including, without limitation for any claim, proceedings, action, suits, losses, expenses, damages or costs) which may be brought against or suffered by any person as a result of acting in reliance upon the whole or any part of the contents of this presentation and neither the Company, its affiliates nor their respective employees or agents accepts any liability for any error, omission or misstatement, negligent or otherwise, in this presentation and any liability in respect of this presentation or any inaccuracy therein or omission therefrom which might otherwise arise is hereby expressly disclaimed.

Disclaimer



The presentation has been prepared solely for information purposes and to provide background information about the Company and do not constitute an offer or invitation to sell or, recommendation or solicitation of an offer to subscribe for or purchase any securities of the Company and nothing contained herein shall form the basis of any contract or commitment whatsoever. Any investment decision with respect to any potential transaction relating to any offer of or invitation to subscribe for or acquire securities must be based solely on the information contained in prospectus, if it proceeds, and not the contents hereof.

The BRLMs directly and/or through their affiliates, are acting for the Company and not the recipient of this document and the receipt of this document by any recipient is not to be taken as the giving of investment advice by the BRLMs or their affiliates to that recipient, nor to constitute such person a customer or client of the BRLMs or their affiliates. Accordingly, none of the BRLMs or any of their respective affiliates, advisors, any person acting on any of their behalf will be responsible in any manner whatsoever to the recipient for, including but not limited to, providing protections afforded to their customers or clients or advising the recipient in relation to any potential transaction. None of the BRLMs or any of their respective affiliates, advisors, any person acting on any of their behalf shall have any liability whatsoever for loss however arising, directly or indirectly, from the use of the information communicated in or in relation to this presentation and they make no representation or warranty, express or implied, that the information in this document is accurate, complete or up to date. You will be solely responsible for your own assessment of the market and the market position of the Company and you will conduct your own analysis and be solely responsible for forming your own view of the potential future performance of the business of the Company. The BRLMs, directly and/or through their affiliates may act as market maker or assume an underwriting commitment in the securities of any companies discussed in these materials, may sell them to or buy them from clients on a principal or discretionary basis and may also perform or seek to perform banking or underwriting services for or relating to those companies, and may, from time to time, perform or solicit banking, financial or other services for or from any company mentioned herein, and these activities may give rise to a conflict of interest, which the recipient hereby acknowledges.

By attending or viewing all or part of this presentation, you (A) acknowledge and agree to be bound by the limitations and restrictions described herein, (B) agree to maintain confidentiality regarding the information disclosed in this presentation, and (C) agree to maintain confidentiality of the existence and scope of this presentation and of all conversations regarding this potential investment opportunity, (D) represent that you are lawfully able to receive this presentation under the laws of the jurisdiction in which you are located or other applicable laws.

This presentation is not an offer of securities for sale in the United States or elsewhere. This presentation has been prepared for publication in India and is not for publication or distribution, directly or indirectly, in or into the United States. The securities have not been and will not be registered under the U.S. Securities Act of 1933 (the "U.S. Securities Act") or any state securities laws in the United States, and unless so registered, and may not be offered or sold within the United States, except pursuant to an exemption from, or in a transaction not subject to, the registration requirements of the U.S. Securities Act and applicable U.S. state securities laws. Accordingly, the securities are being offered and sold outside the United States in offshore transactions in reliance on Regulation S and the applicable laws of each jurisdictions where such offers and sales are made. There will be no public offering of the securities in the United States. This presentation is not intended to be a prospectus, an offer letter, offering circular, offer document, draft red herring prospectus, red herring prospectus, invitation, advertisement or prospectus as defined under the Companies Act, 2013 as amended, the Securities and Exchange Board of India (Issue of Capital and Disclosure Requirements) Regulations, 2018, as amended, or any other applicable law in India.

It may be unlawful to distribute these materials in certain jurisdictions. These materials are not for publication or distribution, directly or indirectly, in or into Australia, Canada or Japan. The information contained in these materials does not constitute an offer of securities for sale in Australia, Canada or Japan. By accepting this presentation, the recipient acknowledges and agrees that (1) it will hold in confidence the information contained herein; (2) it will not distribute or reproduce this presentation, in whole or in part; (3) the recipient is (a) located outside the United States, (b) is accustomed to receiving the type of information contained in this presentation and (c) is a person into whose possession this presentation may be lawfully delivered in accordance with the laws of the jurisdiction in which it is located.

Certain data contained in this presentation was obtained from various external data sources, and none of the Company or any of its respective affiliates, advisers or representatives has verified this data with independent sources. Accordingly, the Company and its respective affiliates, advisers and representatives make no representation as to the accuracy or completeness of that data, and this data involves risks and uncertainties and is subject to change based on various factors. You will be solely responsible for your own assessment of the market and the market position of the Company and you will conduct your own analysis and be solely responsible for forming your own view of the potential future performance of the business of the Company.

This presentation does not comply with the disclosure requirements prescribed by the SEBI or any other applicable authority in relation to a public issue of securities on the Indian stock exchanges. Additionally, this Presentation has not been and will not be reviewed or approved by any statutory or regulatory authority in India or any other jurisdiction.

Abbreviations

Abbreviation	Definition
CAGR	Compound Annual Growth Rate , $CAGR = (Value_{final} / Value_{initial})^{1/t} - 1$; where t = specified time period
EBITDA	Earnings before Interest, Taxes, Depreciation & Amortization
FY	Fiscal Year Ending 31 st March
CY	Calendar Year Ending 31 st December
PAT	Profit After Tax
ROCE	Return on Capital Employed
ROE	Return on Equity
EBO	Exclusive Brand Outlets
Sq. ft.	Square foot
SSKL	Sai Silks (Kalamandir) Limited
MBA	Master's degree in Business Administration
VP	Vice President

Abbreviation	Definition
TOI	Times of India
BITS	Birla Institute of Technology and Science
NIT	National Institute of Technology
SKUs	Stock Keeping Units
AP	Andhra Pradesh
UT	Union Territory
Crs	Crores
AI	Artificial Intelligence
ML	Machine Learning
SKD	Salwar, Kurta & Dupatta
SK	Salwar Kurta
IT	Information Technology



Agenda for Discussion



Contents of the Presentation

The Agenda

Introduction

Who we are & What we do

Financial Highlights

Past Financial Performance

Key Strengths

Company's Unique selling proposition (USP)

Appendix

Awards & Recognition

Sai Silks Kalamandir Limited – One of the Largest Ethnic Apparel Retailers in South India



Company Overview



Sai Silks Kalamandir Limited (“SSKL”) is one of the largest apparel retailers, particularly sarees, in South India, and offering products across **premium ethnic apparel and value fashion ***



Focused on innovative designs, offering wide range across ultra-premium and premium sarees, lehengas, men’s ethnic wear, children’s ethnic wear and value fashion for **weddings, occasional, party & daily wear**



Operates under five differentiated brand formats – **Kalamandir, Kanchipuram Varamahalakshmi Silks, Mandir, KLM Fashion Mall, and Valli Silks**



Strong presence in offline and online marketplace with presence across four states – **Telangana, Karnataka, Andhra Pradesh, Tamil Nadu and Puducherry**



Located in prime / central areas of the cities to tap the purchasing power of customers, with a **cluster-based model**



Strong focus on technology – Built In-house ERP to strengthen operational efficiencies

Growth Levers for the Saree Industry

Growth Levers for increasing market size of Saree segment

Rising Female Population

- Total females aged over 25 years are expected to reach from 37.6 Cr in 2021 to 45.5 Cr in 2031
- This is the largest consumer base for sarees

Wedding & Festive Market

- Saree's cultural significance makes it an important piece of wearing and gifting in festivities across India, especially in South India region

Universal Appeal of Saree

- Saree is an evergreen piece of cloth and is never out of fashion
- 80+ draping ways varying across states and cultures
- At least 1 saree purchased in over 90% households in South India

Shift from unorganized to organized market

- Organized retailing share of apparel has increased from 14% in FY 2007 to 32% in FY 2020
- Organized retail has led to shift of demand away from unorganized

Fusion/Fancy Sarees

- Introduction of fancier & newer categories of sarees with innovative designs like pre-draped and ruffled sarees
- Convenient designs with pockets, belts and other accessories

Source: *Technopak Report; Note: 1) Saree & others (others includes Indian dresses, Lehenga etc), SKD (including Sets, Mix & Match, Dupattas, Stoles etc) and fusion wear which is an amalgamation of other cultural influences on Indian wear; (2) Saree market inclusive of Saree, Blouse & Petticoat

Sai Silks Kalamandir Limited – One of the Largest Ethnic Apparel Retailers in South India



Brands Across the Spectrum of Apparel Retail



Ethnic fashion for middle income



Ultra-premium designer sarees



Premium ethnic sarees & handlooms for wedding & occasional wear



Ethnic Value fashion at affordable price points



Everyday ethnic elegance at pocket-friendly prices

Key Highlights



Launched in
2005

~7,84,853 sq. ft
Combined store area⁽²⁾

9,690 sq.ft
Average Store Area⁽²⁾



Headquartered in
Hyderabad
South indian presents

81 stores⁽²⁾
Across 24 cities⁽²⁾

₹ 204mn
Average Revenue Per Store
(FY 25-26)



6,311
Employees⁽²⁾

₹ 21,070/-
Average Revenue Per sq. ft
(FY 25-26)

Note: (1) As on 31st March 2026;
(2) As on 31st March 2026

Journey Over the Years



2005

Started the business as a partnership firm on August 10, 2005 under the name and style of "Sai Silks".



2005

Launched the first retail outlet in Ameerpet, Hyderabad.



2008

Kalamandir expands to Karnataka under Kalamandir brand



2009

Our private limited company was converted into a public limited company.



2011

Two major stores launched 'Mandir' on Feb 13, 2011, and 'Kanchipuram Vara Mahalakshmi Silks' on July 31, 2011



2017

Expansion of brand KLM Fashion Mall



2022

Reached 50th store milestone with a total area of 5.71 Lac sft



2023

Successfully listed in BSE and NSE



2025

At another format, was launched in 2025, marking a new chapter in traditional elegance and craftsmanship



2026

Marking the 81st milestone with gratitude and pride covering total area of 7.85 Lac Sft



South India's Leading Saree & Ethnic Value Fashion Player Catering To Wide Audience Through Multiple Formats



	 Kalamandir	 Mandir	 KANCHEEPURAM Vara Mahalakshmi	 KLM FASHION MALI	 Valli
Founded year	2005	2011	2011	2017	2025
Category focus	Ethnic fashion for middle income	Ultra-premium designer sarees	Premium ethnic sarees & handlooms for wedding & occasional wear	Ethnic fashion at affordable price points	Everyday ethnic elegance at pocket-friendly prices
Product Portfolio	Sarees such as Tusser, Silk, Kota, Kora, Khadi, Georgette, Cotton & Matka	Designer sarees such as Banarasi, Patola, Ikat, Kanchipuram, Paithani, Organza, & Kuppadam	Premium sarees such as Banarasi, Patola, Kota, Paithani, Organza, Kuppadam, and Kancheepuram silk sarees	Products like sarees for daily wear and western wear for women, men & children	Low priced ethnic wear sarees focussed across power loom categories and entry level silk sarees.
Price Range	~₹1,000 to ₹100,000	~₹6,000 to ₹350,000	~₹4,000 to ₹250,000	~₹200 to ₹75,000	~₹250 to ₹35,000
Stores⁽¹⁾	10 small / medium / large stores	3 small format stores	38 small / medium / large stores	19 large format stores	11 small format stores
Geographies served⁽²⁾	AP, Telangana & Karnataka	Telangana	Telangana, AP, Karnataka, TN & Puducherry	AP, Telangana & Karnataka	AP, Telangana
Distribution*	EBO & Online	EBO & Online	EBO & Online	MBO & Online	EBO

Company operated stores under efficient lease model

Diverse range of products catering to all market segments

71.5% Revenue From Saree Segment (FY25)

Products directed to serve regional demand

Aspirational yet value for money products

*Source: Technopak Report

Note: (1) As on March 31st, 2026;

(2) State presence as on March 31st, 2026

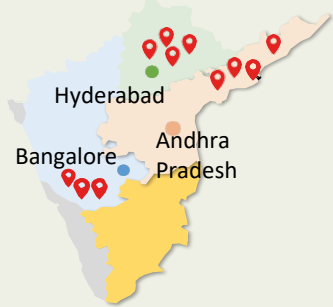


Successful Track Record of Expansion Using Distinct Cluster-based Expansion Approach...

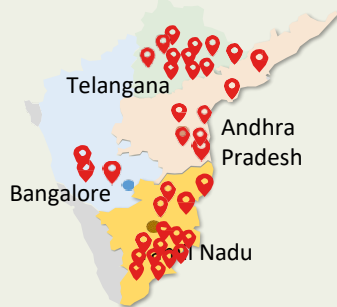


Strategically Located Stores in Prime Areas to Tap into The Purchasing Power of Customers with A Cluster-Based Model

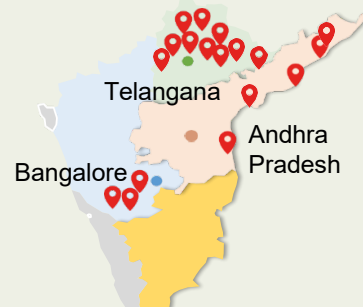
Kalamandir Stores



Varamahalakshmi Stores



KLM Fashion Mall Stores



Mandir Stores



Valli Stores



State	# of stores ⁽¹⁾	Aggregate area (sq. ft.) ⁽¹⁾	Year ended 31 st March, 2026 Revenue (₹ cr)	% of Revenue
Telangana	29	2,81,258	500.08	30.24%
Andhra Pradesh	24	2,28,477	474.46	28.69%
Karnataka	13	1,49,559	286.75	17.34%
Tamil Nadu	14	1,14,867	370.93	22.43%
Pondicherry	1	10,692	21.45	1.30%
Total	81	7,84,853	1,653.67	100.00%

Benefits of using cluster-based expansion model



Focused targeting of customer segments & demographics



Efficient management of stores



Effective stock rotations



Higher opportunity to cross sell

Note: (1) As of 31st March 2026; Revenue numbers are rounded off to 2 decimals & % of Revenue is rounded off to 2 decimals. Map is not to scale, and it shows pictorial representation as of March 31st, 2026



Coupled With Increased Online Penetration, Providing Seamless Omnichannel Shopping Experience to Customers



Own websites

www.kalamandir.com

www.brandmandir.com

www.kanchivml.com

www.klmfashionmall.com



Online e-commerce websites & live commerce



1.25 Million followers⁽¹⁾

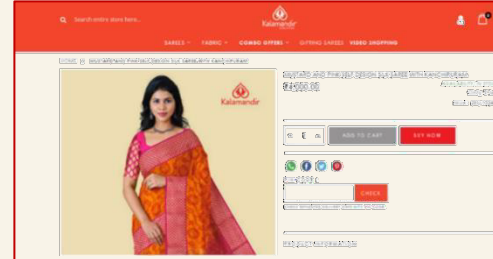


815.2k followers⁽¹⁾



408 k subscribers⁽¹⁾

Live shows & video-based commerce



Revenue from e-commerce channel

7,570 visits / day on websites across 4 formats⁽²⁾

25 states & 6 UTs served through e-commerce⁽²⁾

₹ 5,673 Average order value⁽¹⁾

Attractive landing page & Virtual Assist Chat Box

Easy decision-making process

Video call appointment to try products virtually

Easy checkout & payment options

Regular updation of websites & social media channels

Note: 1) As of March 31, 2026; 2) For FY26; Revenue numbers are rounded off to one decimal



Providing Customers, the “Retail Experience” Not Just the Products



Skilled store associates who are trained to understand customer insights & feedback



Elegantly designed stores with vibrant entrances and attractive window displays



Appealing posters and wall / ceiling decorations according to store’s theme



Well-designed layout to manage traffic flow



Well designed stores with perfect ambience



Sales associates providing right assistance to enhance shopping journey



Unique shopping experience



Word-of-mouth references



Increase in average business per customer



Differentiated Store Experience, Offering Unique Ambience and Festive Feel





Planned Inventory Management and Design Strategy Supported by Technology-Based Supply Chain Network and Processes



Inventory planning well in advance based on sales forecast, demand and requirements for the forthcoming seasons

- **Detailed design process** based on prevailing fashion and design trends
- Additionally, using tastes and preferences sales data collected via **data analytics, 3rd party designers, market analysis, customer conversations and feedback from artisans and vendors**
- **Innovative and quality designs** with wide variety offered throughout the year



- **1 warehouse each in Karnataka, Andhra Pradesh, Telangana and 2 warehouses in Tamilnadu** to manage inventory across all formats and channels
- **All products barcoded to ensure systematic movement and tracking of inventory**

2,20,360 square feet

Warehousing Capacity



Design & Planning



Vendor Management and Procurement



Warehousing and Storage



Retail Coverage and Fulfilment Planning



- **Direct procurement from 3rd party manufacturers**
- **Long standing relationships with expert artisans**
- **Non-exclusive partnerships** to maintain highest quality standards
- **80-member procurement team⁽¹⁾** to review vendor performance and production status
- **Regular visits to manufacturers** for timely and efficient trade

4,000+

Master Weavers, Weavers and Vendors across India⁽²⁾



- Stores **strategically located** to cater to needs of target market
- **Front end and back end In-house ERP system**
- **Granular-level tracking** ♦ Real-time feedback on high-turnover & slow-moving inventory
- AI/ML integration ♦ **Providing store level insights**

Data analytics to obtain fast moving design trends

Innovative designs with emphasis on quality

All products are barcoded for systematic inventory management

ERP solutions to manage operations at each point in supply chain

AI features to provide store level insights



Experienced Board of Directors



Mr. Nagakanaka Durga Prasad Chalavadi
Managing Director

Experience: 18+ years in retail business

Role: Responsible for the overall management, finance, internal controls and security systems of SSKL

Education: MBA from Institute of Management Education, Pune

Post Graduate diploma in computer applications from Institute of Computer Software Sciences

Bachelors in Commerce from Nagarjuna University



Mr. Kalyan Srinivas Annam
Whole Time Director

Experience: 18 years in retail business

Role: Responsible for projects, strategic planning, brand building & business development

Education: Post Graduate diploma in Business Management from Institute of Marketing & Management; Bachelor's degree in law from Nagarjuna University



Mr. Doodeswara Kanaka Durgarao Chalavadi
Whole Time Director

Experience: 15 years in retail business

Role: Responsible for procurement & marketing activities

Education: Master's degree in computing from Griffith University; Bachelor's degree in commerce from Nagarjuna University



Mr. Pramod Kasat
Independent Director

Experience: 32 years of experience in Investment Banking

Past Organizations: Credit Suisse, IndusInd Bank, Citi Bank in senior roles

Education: Master's degree in management studies from University of Bombay; Bachelor's degree of engineering from the BITS, Pilani



Mr. Ravindra Vikram Mamidipudi
Chairman & Independent Director

Experience: 44 years in finance sector

Past Organizations: Partner at M. Anandam & Co., Chartered Accountants

Education: Fellow member of the Institute of Chartered Accountants of India



Ms. Sirisha Chintapalli
Independent Director

Experience: Extensive experience in finance and secretarial work

Past Organizations: CCL Products (India) Ltd., International Seaport Dredging Ltd., L&T Shipbuilding Ltd.

Education: Associate member of the Institute of Cost Accountants of India and the Institute of Company Secretaries of India; Bachelor's degree in commerce from Nagarjuna University



Mr. Kunisetty Venkata Ramakrishna
Independent Director

Experience: 25+ years in private equity/venture fund management

Past Organizations: Kotak Investment Advisors Ltd., ICICI Venture Funds Management Company Ltd., Carlyle India Advisors Private Ltd.

Education: Post graduate diploma in management from IIM, Bangalore; Bachelor of technology degree in computer sciences and engineering from NIT, Warangal



Agenda for Discussion



Contents of the Presentation

The Agenda

Introduction

Who we are & What we do

Financial Highlights

Past Financial Performance

Key Strengths

Company's Unique selling proposition (USP)

Appendix

Awards & Recognition

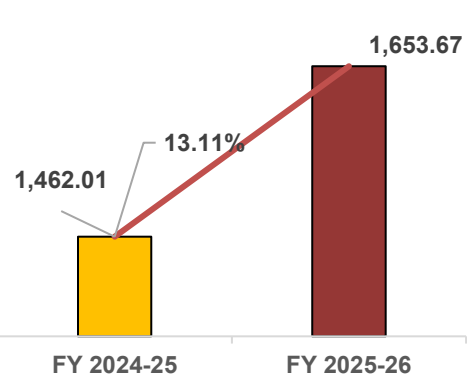
Track Record of Growth and Profitability

FY 2025-26 YoY Analysis

INR in Cr.

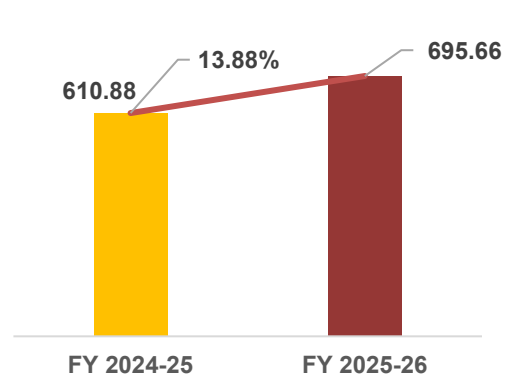
Revenue from Operations*

1462.01 Revenues 1653.67



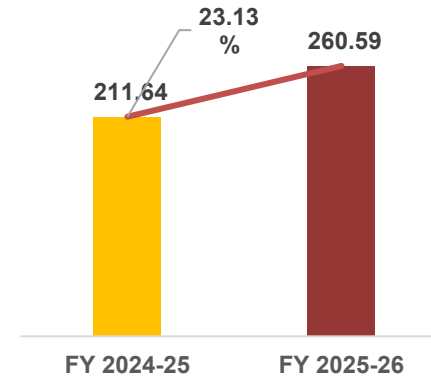
Gross Margin

41.78% Margins 42.07%



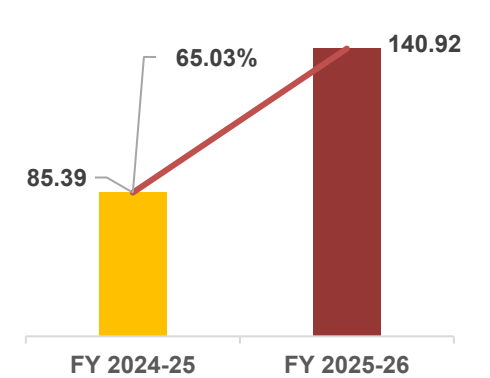
EBITDA & EBITDA Margin

14.48% Margins 15.76%



PAT & PAT Margin

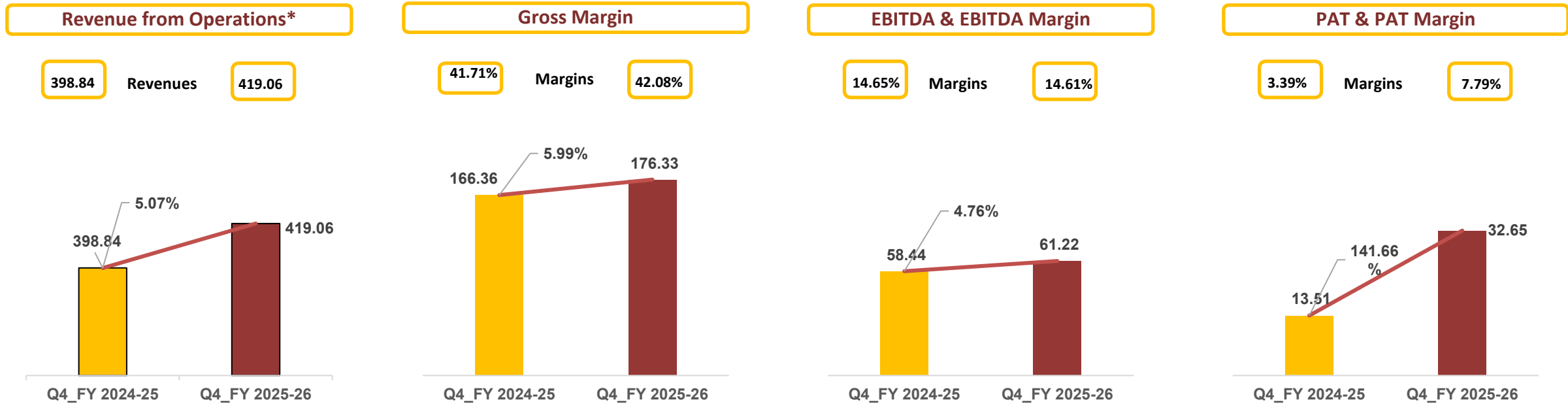
5.84% Margins 8.52%



Track Record of Growth and Profitability

Q4 FY 2025-26 YoY Analysis

INR in Cr.



Statement of Financial Results for the Quarter ended and Year ended 31st March 2026

	Particulars	Quarter Ended			Year Ended	Year Ended
		Mar 31, 2026 (Audited)	Dec 31, 2025 (Unaudited)	Mar 31, 2025 (Audited)	Mar 31, 2026 (Audited)	Mar 31, 2025 (Audited)
	INCOME					
I	Revenue from operations	419.06	411.25	398.84	1,653.67	1,462.01
II	Other income	4.67	3.98	5.43	18.85	24.07
III	Total Income (I+II)	423.73	415.23	404.27	1,672.52	1,486.08
	EXPENSES					
IV	(a) Purchases of stock-in-trade	173.75	201.71	173.48	992.25	905.54
	(b) Changes in inventories	68.98	35.85	59.00	-34.24	-54.40
	(c) Employee benefit expense	61.22	58.01	55.73	226.04	198.14
	(d) Finance costs	8.21	7.33	10.41	30.90	40.28
	(e) Depreciation and amortization expense	13.87	15.80	14.01	59.00	52.71
	(f) Other expenses	53.89	45.45	52.20	209.02	201.10
	Total expenses (IV)	379.92	364.15	364.82	1,482.97	1,343.36
V	Profit before exceptional items and tax (III-IV)	43.81	51.09	39.45	189.55	142.72
VI	Exceptional Items	-	-	-	-	-
VII	Profit before tax (V-VI)	43.81	51.09	39.45	189.55	142.72
VIII	Tax expense:	11.17	12.95	25.95	48.63	57.33
	(a) Current Tax	11.60	13.45	10.07	50.76	37.88
	(b) Deferred Tax	-0.43	-0.50	-0.20	-2.13	-1.42
	(c) Previous years Tax	0.00	-	16.08	0.00	20.87
IX	Profit (VII-VIII)	32.65	38.14	13.51	140.92	85.39

Note: All financial numbers are rounded off to 2 decimals

Balance Sheet as at 31st March 2026

Particulars	As at March 31, 2026	As at March 31, 2025
ASSETS		
1 Non-current assets		
(a) Property, Plant and Equipment	273.12	251.31
(b) Capital work-in-progress	0.65	0.18
(c) Other Intangible assets	0.09	1.19
(d) Right-of-use assets	309.87	212.75
(e) Financial assets		
(i) Other financial assets	33.83	33.15
(f) Other non-current assets	17.63	16.98
	635.19	515.56
2 Current assets		
(a) Inventories	815.93	777.82
(b) Financial assets		
(i) Trade receivables	2.38	2.51
(ii) Cash and cash equivalents	19.38	85.30
(iii) Bank balances other than (ii) above	329.04	209.41
(iv) Loans	26.16	25.74
(v) Other financial assets	1.32	4.27
(c) Other current assets	19.51	20.04
	1,213.72	1,125.09
Total Assets	1,848.90	1,640.65

Particulars	As at March 31, 2026	As at March 31, 2025
EQUITY AND LIABILITIES		
1 Equity		
(a) Equity share capital	29.47	29.47
(b) Other equity	1,231.00	1,102.30
	1,260.47	1,131.77
2 Liabilities		
(1) Non-current liabilities		
(a) Financial liabilities		
(i) Borrowings	12.96	17.64
(ii) Lease liabilities	323.60	221.42
(iii) Other financial liabilities	1.53	1.96
(b) Provisions	8.66	7.73
(c) Deferred tax liabilities (Net)	7.53	8.81
	354.28	257.56
(2) Current liabilities		
(a) Financial liabilities		
(i) Borrowings	7.26	148.90
(ii) Lease liabilities	17.40	17.06
(iii) Trade payables		
-Due to micro and small enterprises	-	-
-Others	163.73	26.58
(iv) Other financial liabilities	36.87	33.50
(b) Other current liabilities	7.71	4.62
(c) Provisions	1.18	0.95
(d) Current tax liabilities (Net)	0.01	19.71
	234.15	251.32
Total equity and liabilities	1,848.90	1,640.65

Note: All financial numbers are rounded off to 2 decimals

Statement of Cash Flow for the Year ended 31st March 2026

Particulars	Year ended March 31, 2026	Year ended March 31, 2025
A) Cash Flows from Operating Activities		
Net profit before tax and exceptional items	189.55	142.72
Adjustments for :		
Amortisation of Right to use asset	29.63	25.20
Unwinding of discount on security deposits (net)	24.96	20.33
Actuarial gain / loss	3.36	0.01
Depreciation on property, plant and equipment	28.27	25.37
Amortisation on intangible assets	1.09	2.13
Unrealized foreign exchange (gain)/ loss	0.20	0.05
(Profit)/ Loss on sale of Property, Plant and Equipment	0.09	(0.07)
Other Income	(3.60)	(4.78)
Interest expense	30.85	39.96
Interest income	(14.13)	(18.20)
Operating profit before working capital changes	290.28	232.72
Adjustments for working capital changes in :		
Inventories	(38.10)	(54.60)
Trade Receivables	0.14	0.79
Other current financial and non financial asset	3.05	(3.13)
Trade payables	137.14	(32.64)
Other current liabilities	3.09	(1.66)
Other financial liabilities	3.29	4.97
Other financial and non-financial non-current assets	(6.64)	(1.66)
Long-term provisions	0.93	1.81
Other non-current financial liabilities	(0.43)	(0.63)
Short term provisions	0.23	0.23
Cash generated from operations	392.98	146.20
Income tax paid	(70.46)	(39.42)
Cash Flow Before Exceptional items	322.53	106.78
Extra Ordinary Items	-	-
Net Cash generated from/(used in) operating activities	322.53	106.78

Particulars	Year ended March 31, 2026	Year ended March 31, 2025
B) Cash flows from Investing Activities		
Sale/ (Purchase) of Property, Plant and Equipment/CWIP (incl. capital advances)	(50.64)	(52.53)
(Increase)/ Decrease in Deposits	(119.63)	147.96
Interest income	14.13	18.20
Other income	3.60	4.78
Net Cash generated from/(used in) Investing Activities	(152.54)	118.41
C) Cash flows from Financing Activities		
Proceeds from issue of Share Capital/ Share Application Money	-	(1.84)
Proceeds/ (repayment) from or of Long-term borrowings	(4.67)	(4.98)
Increase/ (Decrease) in Short-term borrowings	(141.64)	(86.23)
Increase/ (Decrease) in Payable to IPO Exp / Selling Share Holders	(0.00)	(0.61)
Dividends Paid	(14.71)	(14.73)
Principal payment of lease liability	(43.90)	(35.77)
Interest paid and effect of foreign exchange	(30.98)	(40.00)
Net Cash Flow from/(used in) Financing Activities	(235.91)	(184.16)
Net change in cash and cash equivalents (A + B + C)	(65.92)	41.03
Cash and Cash equivalents at the beginning of the year	85.30	44.27
Cash and Cash equivalents at the end of the year (refer note 10)	19.38	85.30



Agenda for Discussion



Contents of the Presentation

The Agenda

Introduction

Who We Are & What We Do

Our Growth Strategy

Long-Term Earnings Compounder

Appendix

Awards & Recognition

Key Strengths

Long-Term Earnings Compounder

Financial Highlights

Past Financial Performance

Awards & Recognition

List of Awards, accreditation, and recognition

Year	Particulars
2024	> "Business Leader in Retail Fashion Industry" Award by The Times of India
2023	> Listed in Stock Exchange NSE & BSE
2022	> Most Admired Company of the Year (Apparel) by CMO Global
2021	> Fit & Fab Award by Global Spa > Times Retail Icon Award for Best Silk Showroom, Best Affordable Fashion Brand and Best Designer Saree Showroom by Times of India > Awarded as Trusted Group of the Year – Textiles & Garments by Make in India Emerging Leaders Excellence in Business and Service Sector
2020	> Award for the Best Silk Showroom, the Best Affordable Fashion Brand and the Best Designer Saree Showroom in the Retail category by Times of India at the Times Business Awards
2019	> Award for the Most Admired Affordable Fashion Retailer of the Year – Regional by Indian Fashion Forum at the IMAGES Fashion Awards > Award for Best Silk Showroom & Best Affordable Fashion Brand by Times of India at the Times Business Awards
2018	> Award for Most Admired Retailer of the Year Store Design and VM by Indian Fashion Forum at the IMAGES Fashion Awards > Times Retail Icon Award for Best Silk Showroom & Best Affordable Fashion Brand by Times of India at the Times Business Awards
2017	> Award for Best Silk Showroom & Best Family Store by Times of India at the Times Business Awards > Fast 50 India's Most Promising Brand Award in Retail category by World Consulting & Research Corporation, Asia
2016	> Fast 50 India's Fastest Growing Brand Award for Brand Kalamandir by World Consulting & Research Corporation, Asia > Times Retail Icon Award for Best Silk Showroom & Best Family Store by Times of India at the Times Business Awards

27 Awards / Recognitions
since 2012

6 years in a row⁽¹⁾
Awarded at Time Business Awards by TOI

4 Awards⁽²⁾
at the IMAGES Fashion Awards by Indian Fashion Forum

Note: (1) from 2015 to 2020; (2) in the year 2013, 2015, 2018 & 2019

FY 2025 Q2 Awards & Recognition

2025 (Sep 4th) - Prasad Chalavadi
- South Powerlist 100 - South
Indian Business Awards



2025, Sep - VML - Retail Icon
Award (Authentic Silk Sarees
Brand) - Times Of India



2025 - SSKL - Retail Achiever -
Pride Of Telangana Award



2025 - SSKL - Leading Ethnic
Fashion Retail Group - Retail Icon
Awards - Times Of India





THANK YOU



For Investor queries please contact:

secretarial@sskl.co.in

+91 91549 63673