

 SUMITOMO CHEMICAL INDIA LTD.

# A YEAR OF STABILITY



Annual Report  
**2025-26**

# ACROSS THE PAGES



## 01-21 CORPORATE OVERVIEW

About Cover Page Theme	01
Sumitomo at a Glance	02
Growing Global Footprints	03
Embracing Change with Core Strengths	04
Progressing with Significant Milestones	05
Driving Growth through Unique Solutions	06
Leading the change with Purposeful Innovation	08
Empowering Success with Strong Financials	10
Chairman's Communique	12
From the Managing Director's Desk	13
Driving Success through Unmatched Capabilities	15
Taking Responsible Steps Towards Sustainability	16
Creating Sustainable Impact through Responsible Growth	17
Redefining Agriculture through Phygital Transformation	19
Corporate Information	21

## 22-122 STATUTORY REPORTS

Management Discussion and Analysis	22
Notice	26
Report of the Board of Directors	53
Corporate Governance	73
Business Responsibility and Sustainability Report	86

## 123-262 FINANCIAL STATEMENTS

Standalone	124
Consolidated	195



An electronic version of this report is  
available online at:  
[https://sumichem.co.in/investors-relations.  
php#Reports](https://sumichem.co.in/investors-relations.php#Reports)

### Investor Information

Market Capitalisation as on 31 March 2026	₹ 182,038.45 Million
CIN	L24110MH2000PLC124224
BSE Code	542920
NSE Symbol	SUMICHEM
Bloomberg Code	SUMICHEM:IN
Dividend Declared	₹ 1.30 per equity share
AGM Date	Monday, 27 July 2026
AGM Venue	Video Conferencing (VC) and Other Audio-Visual Means (OAVM)

#### Disclaimer:

This document contains statements about expected future events and the financials of Sumitomo Chemical India Limited, which are forward-looking. By their nature, forward-looking statements require the Company to make assumptions and are subject to inherent risks and uncertainties. There is a significant risk that the assumptions, predictions, and other forward-looking statements may not prove to be accurate. Readers are cautioned not to place undue reliance on forward-looking statements as several factors could cause assumptions, actual future results, and events to differ materially from those expressed in the forward-looking statements. Accordingly, this document is subject to the disclaimer and qualified in its entirety by the assumptions, qualifications, and risk factors referred to in the Management Discussion and Analysis section of this Annual Report.

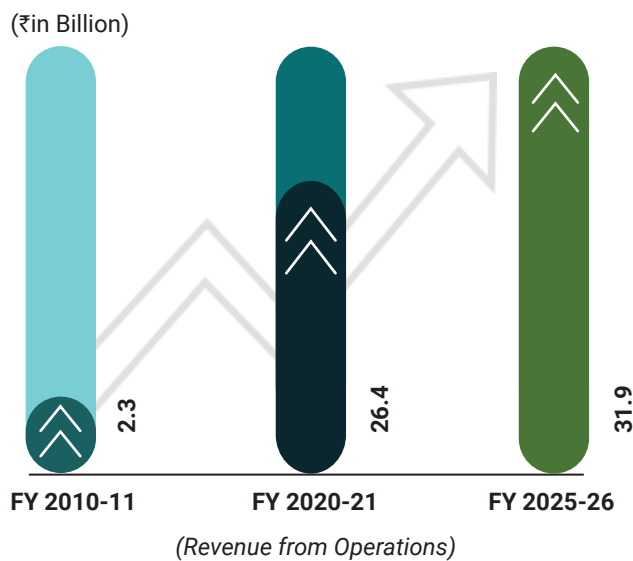
# ABOUT COVER PAGE THEME

## A Year of Stability

FY 2025–26 was a year marked by climatic challenges, including prolonged and excess rainfall across several regions, which impacted crop productivity and agrochemical consumption during critical application periods. Commodity price pressures in key crops and a cautious market environment further tested the resilience of the agricultural sector.

Against this backdrop, Sumitomo Chemical India delivered stable performance through disciplined execution and the strength of the robust systems, processes, and market engagement platforms built over the years. Successful launches of innovative products such as Excalia Max<sup>®</sup> and Lentigo, strong growth of flagship brands including Sumi Max<sup>®</sup> and Excel Mera 71<sup>®</sup>, and sustained farmer engagement through initiatives such as Every Day Farmers’ Day (EDFD) enabled the Company to effectively navigate a difficult operating environment and maintain business momentum.

“A Year of Stability” reflects much more than consistent business performance—it reflects the maturity of the organization and the strength of the foundations we have built over time. The systems, capabilities, and farmer-centric operating model established across the Company enabled us to remain agile, responsive, and focused despite external uncertainties. As a result, we not only safeguarded our market position but also continued our



long-term growth journey, achieving sales of ₹31.9 billion in FY 2025–26, up from ₹26.4 billion in FY 2020–21, and significantly higher than ₹2.3 billion in FY 2010–11. This sustained growth demonstrates the resilience of our business model and the trust that farmers, channel partners, and stakeholders place in our brands and solutions.

The stability achieved during the year has given us the confidence to look beyond short-term challenges and focus on the next phase of growth. With strong brands, a robust product pipeline, deeper farmer engagement, and expanding digital capabilities, we are well-positioned to accelerate innovation, strengthen market leadership, and create sustainable value for Indian agriculture. Having built a stable platform, we now move forward with greater confidence, ambition, and readiness to capture the opportunities of the future.

# SUMITOMO AT A GLANCE

Sumitomo Chemical India Limited (hereon referred to as 'SCIL' or 'Sumitomo' or 'the Company') is a listed (on NSE & BSE) subsidiary of one of the renowned global chemical companies, Sumitomo Chemical Company, Limited, Japan (SCC). SCIL is committed to enhancing India's food production, while improving livelihoods.

SCIL proudly serves as the Indian flagship entity of the SCC group, representing its enduring legacy and embodying the innovation and excellence that SCC stands for. SCIL upholds the highest standards and values, taking the legacy of SCC group to greater heights. SCIL is a leading manufacturer and distributor of diverse Agro-Solutions, Environmental Health and Animal Nutrition products. The Company has achieved remarkable growth over the years through its strategic

and operational endeavours. Designed to meet the agricultural needs of farmers and communities worldwide, its offerings span across crop protection, storage pest control, rodent control, bio pesticides, plant growth regulators and more. With state-of-the-art manufacturing facilities and robust R&D capabilities, SCIL is committed to producing high-quality agro-chemical and nutrition solutions. Its extensive product portfolio includes herbicides, insecticides, fungicides, fumigants, and plant growth regulators. With a focus on innovation and sustainability, SCIL stays strong to fulfil its objective of becoming a trusted industry player, contributing to the sustainable agriculture practices globally.



**4.4 Million+**  
Field Connect



**1,000+**  
Frontline Field Team



**750+**  
SKUs



**200+**  
Brands



**~40,000+**  
Dealers



**~600+**  
Sales Team



**~50+**  
Countries Presence



**60**  
Depots

## VISION

- 01** To be a trusted market leader in Indian crop protection sector.
- 02** To develop a vibrant corporate culture.
- 03** Endeavour to achieve success and sustainability through innovation & excellence.

## CORE VALUES

- Excellence
- Innovation
- Integrity
- Respect & value all stakeholders
- Customer focus
- People focus
- Sustainability

## MISSION

### Marketing & Sales:

- Further penetration into the Indian market & take leadership; expand exports
- Strengthen sales force, distribution, and product portfolio

### Manufacturing:

- Supply the most competitive products with safe and stable operation and meet demand
- Strengthen procurement power
- Expand manufacturing functions

### Management & Support:

- Establish the most efficient organisation to support business growth and alignment with SCC
- Develop administrative efficiency while ensuring internal controls
- Full & strict compliances
- Create value for all stakeholders

# GROWING GLOBAL FOOTPRINTS



**5**  
Manufacturing Facilities



**60**  
Depots Pan-India



**30**  
India States Presence



**15,000+**  
Direct Distributors



**1,600+**  
Employees



**04**  
Branches



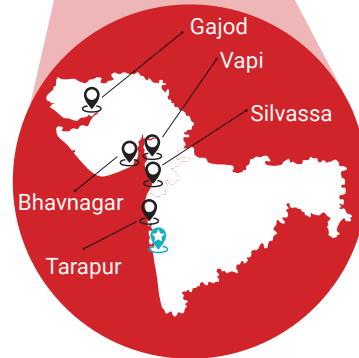
**100+**  
International Customers



**50+**  
Countries Presence



AMERICAS	EU	APAC	AFRICA
Argentina	Germany	Japan	Egypt
Brazil	Turkey	Australia	Ethiopia
Colombia	Serbia	Bangladesh	Guinea
Haiti	CIS	Myanmar	Morocco
Mexico		Sri Lanka	Nigeria
USA		Thailand	Sudan
		Vietnam	Côte d'Ivoire
		Philippines	Mali
		Nepal	Ghana
		Taiwan	South Africa
		Middle East	Kenya
		Indonesia	Tanzania
		Malaysia	



**Mumbai - Head Office**



**Manufacturing Facilities**

**Representative Offices: Vietnam, China**

Disclaimer: This map is a generalised illustration only for the ease of the reader to understand the locations, and it is not intended to be used for reference purposes. The representation of political boundaries and the names of geographical features/states do not necessarily reflect the actual position. The Company or any of its directors, officers or employees, cannot be held responsible for any misuse or misinterpretation of any information or design thereof. The Company does not warrant or represent any kind in connection to its accuracy or completeness.

# EMBRACING CHANGE WITH CORE STRENGTHS

SCIL solidifies its position in the industry with its exceptional crop protection solutions. The Company's efficient distribution, robust management, diverse and newly launched products, cutting-edge manufacturing, and strong farmer connect converge to fuel its remarkable success.



## Strong Brand Value & Distribution Network

SCIL delivers timely solutions to remote areas, leveraging the powerful network of 15,000+ distributors, spanning 30 states. The Company's lasting relationships and market leadership in crop protection are further strengthened by 600+ sales officers and 1,000+ field staff, tracking evolving customer needs.



## Experienced Management Team & Board of Directors

SCIL thrives on the extensive experience and expertise of the SSC's prudent leadership and esteemed Board of Directors. With a focus on sales, marketing, manufacturing, R&D and Environmental Health and Safety, they provide invaluable guidance to the Company. This amalgamation of expertise drives growth and success of SCIL in the Indian agro-chemical space.



## Diversified & De-risked Portfolio

With a diversified product range across all its business verticals, The Company is looking forward to launch new products regularly to bring innovative technology to the farmer's doorstep. The company's market boasts of over 750+ SKUs, offering agro-solutions and exporting to over 50 countries. This enables the Company to tap into multiple segments, ensuring a steady revenue stream, while building relationships with customers worldwide.



## State-of-the-Art Manufacturing and R&D Facilities

SCIL boasts a host of robust manufacturing facilities and committed to enhancing operational efficiency, safety, and product quality in its manufacturing processes, ensuring sustainable operations.



## Safety, Health and Environment (SHE)

SCIL prioritizes SHE and quality certifications for consistent product delivery and safe environment. It believes in innovation and optimizes its costs through efficient effluent management. The Company fulfils ~26% of its energy needs through renewable energy sources, thus conserving resources. Moreover, it undertakes safety audits and training to ensure operational excellence.



## Farmer Connects

SCIL gains a significant competitive edge with its skilled field team and sales executives. By offering specialised education, targeted campaigns, and farmer-centric programmes, the Company builds strong bonds with the farmers, understands their needs, provides training, and effectively showcases the usage of its products.

# PROGRESSING WITH SIGNIFICANT MILESTONES

## 2000 – 2009

(Began the exploration phase)

2000



Incorporated in India as EHD (HHI) distribution Company

2001



Entered into manufacturing JV with New Chemi Industries

2002



Started Agro Solutions Division (ASD) Business

2003



Established EHD (Public Health) Business

2005



Acquired EHD (HHI) Unit

2009



Initiated the Animal Nutrition Segment

## 2010 – 2026

(Recorded aggressive growth phase)

2011



Acquired New Chemi and integrated it with SCIL. SCIL registered revenue of ₹2.3 Billion

2012-15



Set-up new organisation, control system, PCO function and innovative sales team and field promotion activities

2016-19



Acquired majority stake in Excel Crop Care (ECC) and integrated with ECC

2020



Commenced SCIL 2.0 – First full year of integrated operations. Recorded revenue of ₹24.2 Billion

2023



Achieved highest revenue of ₹ 35.11 Billion and acquired majority stake in Barrix Agro Sciences Pvt Ltd, engaged in R&D, innovation manufacturing and marketing pheromones and other IPM and IPNM products

2025



V-shaped recovery; Highest profitability & Environmental Clearance obtained for Dahej Plant

2026



Highest Profitability despite challenging environment.

# DRIVING GROWTH THROUGH UNIQUE SOLUTIONS

## Agro-Solutions Division (ASD)



### Crop Protection (Crafting the business growth)

At SCIL, we are committed to building a differentiated portfolio of insecticides, fungicides, miticides, and herbicides – each designed to address the evolving needs of modern agriculture. Driven by deep customer insights and powered by data, our innovative solutions deliver high efficacy while promoting sustainable crop protection. We aim to enhance farm productivity while ensuring safety, environmental responsibility, and a resilient agricultural future.



### Biologicals (For a Greener Tomorrow)

SCIL leverages its research and development expertise to develop effective, eco-friendly alternatives to conventional agrochemicals. By harnessing the power of natural substances, we offer sustainable pest control solutions that protect crops while safeguarding the environment and preserving ecosystem balance.



### Plant Nutrition & Plant Growth Regulators (Nurturing Growth, Maximizing Potential)

SCIL delivers an advanced portfolio of Biorationals, Plant growth regulators and Crop nutrition products, scientifically formulated to support key physiological processes, enhance biomass accumulation, and optimize yield potential.

Our solutions are designed to drive precision outcomes across diverse crops and agro-climatic conditions.



### Fumigants and Rodenticides (Safeguarding Harvests, Preserving Prosperity)

SCIL produces highly effective fumigants and rodenticides designed to minimize post-harvest losses and ensure grain preservation. Our solutions provide reliable protection for stored produce, helping farmers safeguard their harvest and maximize overall yield efficiency.

## Environment Health Division (EHD)



### Household Pesticides Professional Pest Control

At SCIL, we believe that every challenge holds the potential for transformation. As pioneers in the pest control pesticide market, we embrace change as a pathway to progress – driving innovation, improving lives, and protecting communities.

In an ever-evolving environment, pest control challenges are dynamic and complex. SCIL transforms these challenges into opportunities through cutting-edge research, modern formulations, and problem-specific solutions. Our commitment to safety and environmental responsibility empowers us to deliver targeted, effective products against vectors such as mosquitoes, flies, cockroaches, and other pests.

Our exclusive Pest Control Division in India exemplifies our adaptive approach—developing solutions to ensure efficacy and compliance.

### Custom Solutions

Custom Solutions Division is at the forefront of technological transformation. Focused on new active ingredient development, formulation excellence, and reduced toxicity, we convert market demands and regulatory challenges into new possibilities—positioning SCIL as a trusted partner in Innovation.



### Animal Nutrition

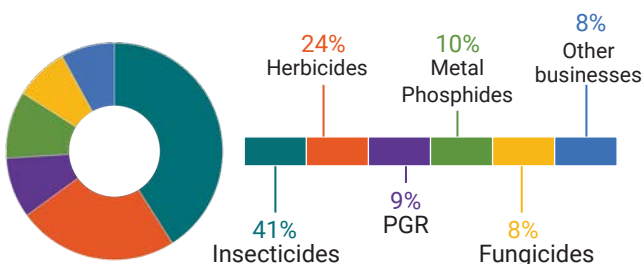
SCIL distributes methionine based products that is used as feed additives.

## International Business/Exports



SCIL supplies technical grade & formulation products to its distribution partners in different regions like Latin America, North America, Asia Pacific, Africa, Middle East & Europe spanning over more than 50 countries across the world. Synergies with Sumitomo Chemicals Latin America (SCLA) unlock new possibilities in this direction. SCC's proprietary molecules manufactured in India fuel its International Business. It offers different technical grade and formulations leveraging synergies within SCC. SCIL is expanding its global presence by leveraging its innovative new formulation products through its strategic partners. Thus, SCIL has been able to cultivate trust to bolster international success and seamless global partnerships to propel the business forward.

## Diversified Portfolio across Segments



# LEADING THE CHANGE WITH PURPOSEFUL INNOVATION



## Responsibility. Insight. Impact.

SCIL stands at the forefront of agricultural innovation, delivering 11 new products over the last two years – a testament to our dedication to progress and precision.

With focused research and customer-centric development, we have launched 3 fungicides, 5

insecticides and 3 Herbicide – each designed to enhance productivity while supporting environmental stewardship.

As agriculture evolves, SCIL continues to lead with purpose: creating enduring value for farmers, customers and the planet.



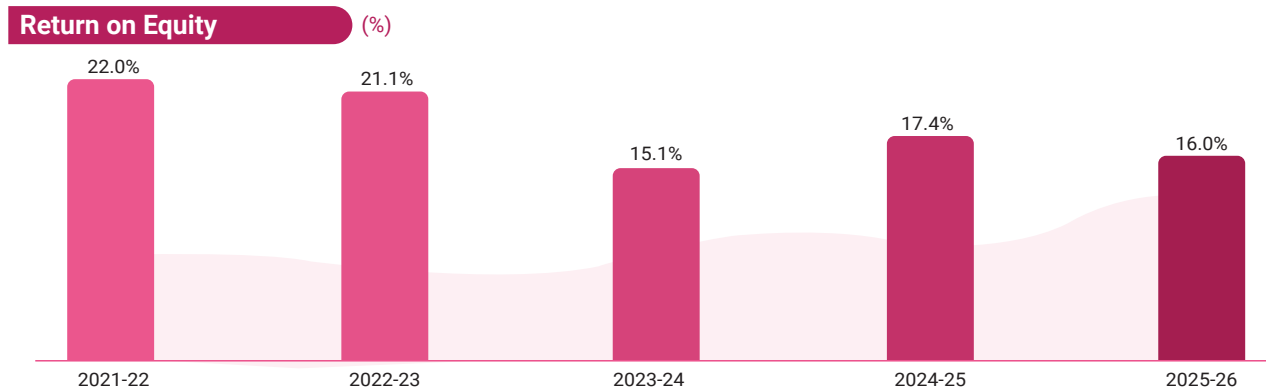
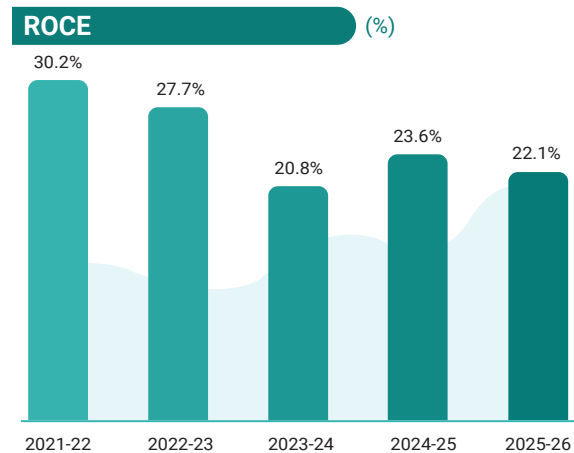
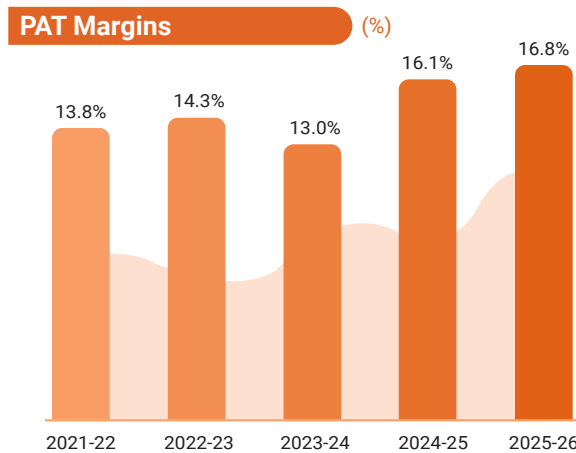
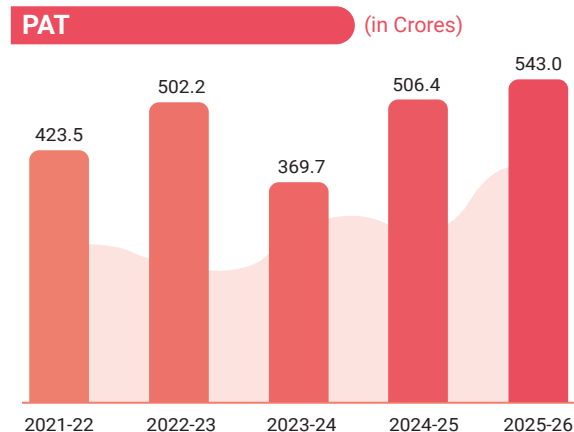
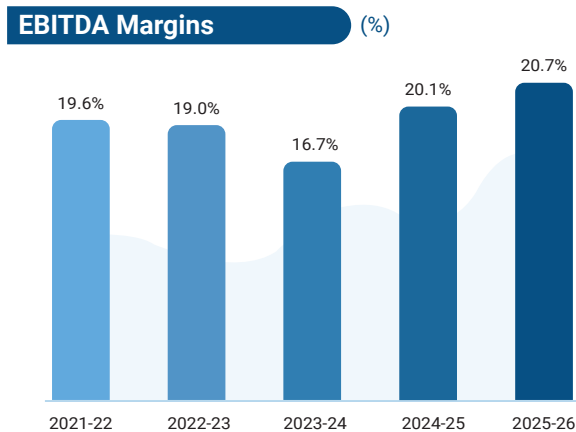
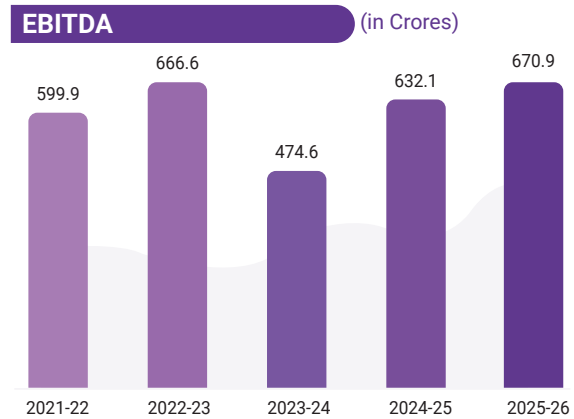
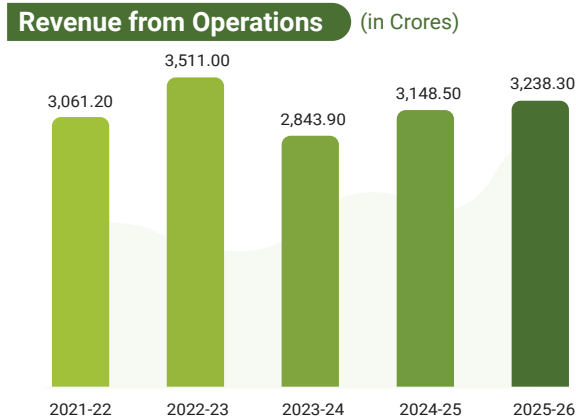


## PRODUCTS EXPECTED TO BE LAUNCHED IN 2026-27

<p><b>INSECTICIDES</b></p> <p>SERIES</p> <p>PATIO</p> <p>INZET</p> <p>OCULUS</p>	<p><b>HERBICIDES</b></p> <p>MARLONE</p> <p>HONZO</p> <p>GOPPO XTRA</p>
<p><b>FUNGICIDES</b></p> <p>KIRKI</p>	<p><b>BIORATIONAL</b></p> <p>TOPGRAIN</p>

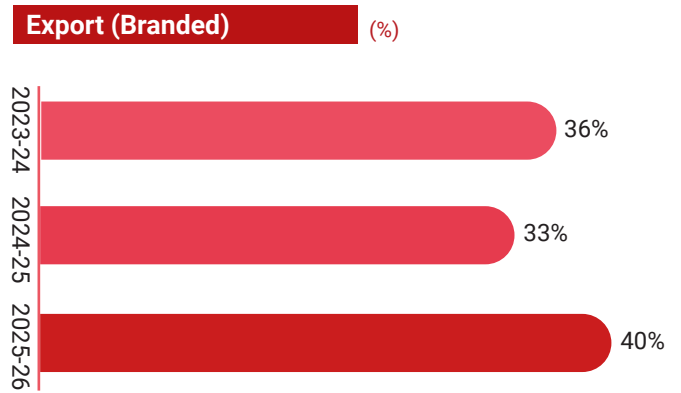
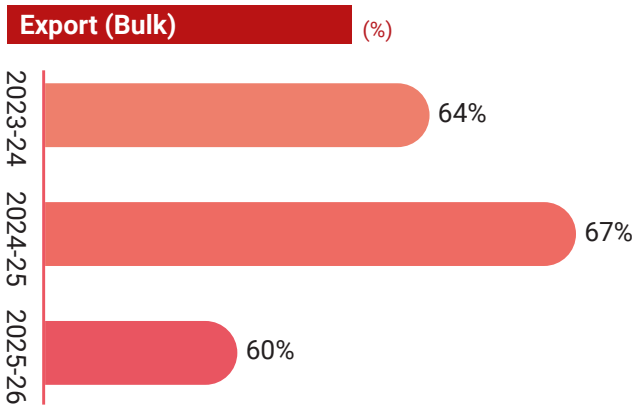
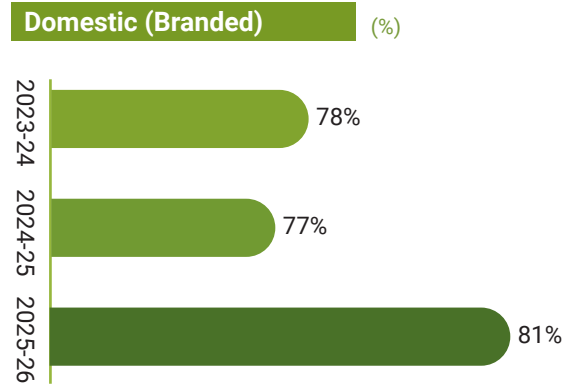
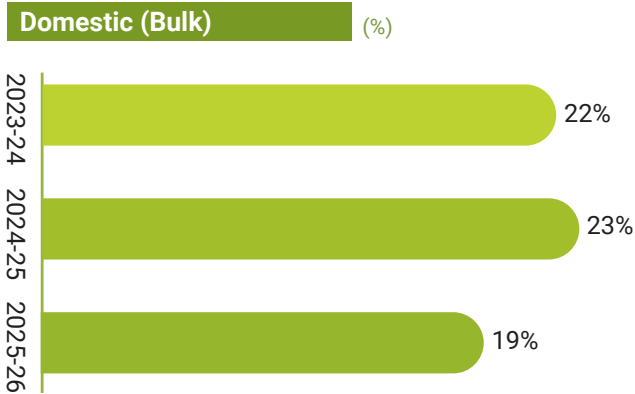


# EMPOWERING SUCCESS WITH STRONG FINANCIALS

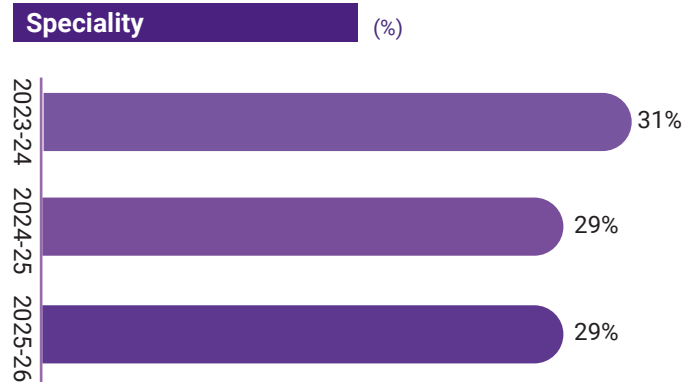
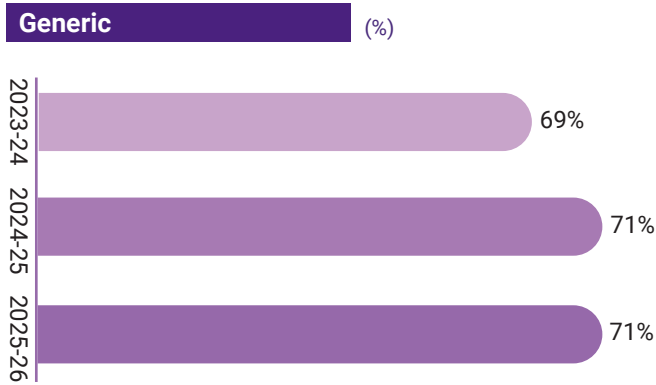


## Revenue Breakup

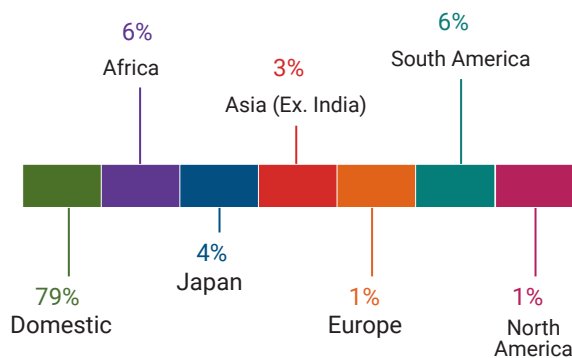
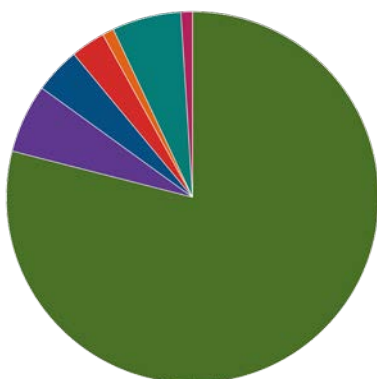
### Bulk & Branded Revenue



### Segment Revenue



### Geographic Revenue



# CHAIRMAN'S COMMUNIQUE

## Dear Stakeholders

It is with both pride and a measure of personal reflection that I present the Annual Report of Sumitomo Chemical India Limited (SCIL) for the financial year 2025-26 – and, as my term concludes on 31 August 2026, that I write to you for the final time as Chairman. By any objective measure, the year that has passed was among the most testing the Indian agrochemical industry has witnessed: a prolonged and excessive monsoon through the peak Kharif window curtailed field activity and damaged key crops, the Rabi recovery proved subdued, regulatory constraints weighed on the biostimulant and biological categories, and geopolitical tension in West Asia together with global trade uncertainty added further complexity as the year drew to a close. Against that backdrop, your Company demonstrated stability in an unstable environment and delivered the highest-ever profitability in its history.

SCIL recorded a Profit After Tax of ₹ 543 crore for FY 2025-26, a growth of more than 7% and a record in both absolute and percentage terms, with gross profit margin at 42%, EBITDA margin at 20.7%, and net profit margin at 16.8% – each the highest in the Company's history. What I find most satisfying is not the headline number alone but the quality of how it was earned: this performance was delivered while growing the top line by 3%, maintaining complete pricing integrity, and recording only negligible channel returns, even as the Company consciously declined to dump material in pursuit of short-term volume. The balance sheet remains essentially debt-free, return on capital employed improved to 31% from 29%, and net worth grew by 17% to ₹ 3,394 crore, funded entirely through retained earnings. Underlying this is a deliberate improvement in the quality of revenue, with branded formulations now at 81% of domestic sales and the specialty portfolio close to 30% of domestic revenues – the



surest foundation for durable shareholder value.

The Company's relationship with its parent, Sumitomo Chemical Company (SCC), deepened meaningfully during the year. India has been elevated by SCC to the same tier as Japan, Brazil, North America, and Europe for the early-stage introduction of new molecules from the global discovery pipeline, with two such molecules already received for trials in Indian conditions ahead of their global launch – a clear vote of confidence in the capability built in India over the past twenty-five years. The Company is also exploring high-purity chemicals for the semiconductor business in India. Sound governance and responsible growth remain the bedrock on which all of this rests, and we continue to advance our commitments to Green Transformation, Digital Transformation, and to embedding environmental, social and governance considerations into strategic decision-making.

This Annual Report also marks a carefully managed transition in the stewardship of your Company. The Board has proposed the reappointment of Mr N Sivaraman as Independent Director and the appointment of Mr Anand Mohan Tiwari, who brings more than three decades of distinguished experience across public administration, governance, energy and fertilizers. On the executive side, and subject to shareholders' approval at this Annual General Meeting, it is proposed that Dr Suresh Ramachandran be elevated to Managing Director with effect from 1st September 2026, and that Mr. Chetan Shah transition to a non-executive role, following which the Board will consider his appointment as Chairman; Mr Sushil Marfatia will retire from the Board on the conclusion of his term. The quality and continuity of this transition, supported by a strong senior management layer anchored by Mr Kunal Mittal, is itself a mark of this organisation's maturity, and I approach it with complete confidence.

Your Company enters F.Y. 2026-27 with cautious optimism. The increase in minimum support prices is supportive of farmer sentiment, and Indian agriculture is structurally more resilient than a decade ago, with close to 55% of net sown area now enjoying assured irrigation. At the same time, the India Meteorological Department's forecast of a below-normal southwest monsoon at 92% of the long-period average, alongside cost headwinds from a depreciating rupee and elevated input prices, warrants careful monitoring. With a disciplined, margin-first approach and a strong balance sheet, SCIL is well prepared for whatever the season brings. As I take leave of this office, I extend my sincere gratitude to my fellow Board members, to the management and employees of SCIL, and to our customers, partners, shareholders, and the farming community we are privileged to serve. It has been an honour to be associated with this Company's journey, and I am confident that, under its incoming leadership, SCIL will pursue its next phase of growth in a manner that is resilient, responsible, and future-focused.

Regards,

**Dr Mukul Govindji Asher**

**Chairman, Sumitomo Chemical India Ltd**

# FROM THE MANAGING DIRECTOR'S DESK

## Dear Shareholders

It gives me great pleasure to present the Annual Report of Sumitomo Chemical India Limited (SCIL) for FY 2025-26. This is the final report I shall present to you in my capacity as Managing Director. Having had the privilege of leading this Company through a quarter-century of its journey and into its twenty-sixth year, I write with both gratitude for the road travelled and confidence in the road ahead.

Let me begin candidly. In my assessment, FY 2025-26 was one of the most challenging years that the Indian agrochemical industry has experienced. The extended and excessive rainfall through the peak Kharif window suppressed field activity and damaged key crops across several geographies; the Rabi recovery was more muted than expected; regulatory constraints affected the plant-growth-regulator and biological categories for a significant part of the year; and geopolitical tension in West Asia, alongside global trade uncertainty, added complexity towards the close of the year. In short, it was an unstable year. And it is precisely for that reason that I am proud of what your Company delivered: stability in an unstable environment, and the highest-ever profitability in our history.

If there is a single dimension of the year I would ask you

to remember, it is the manner of that delivery. During the demanding Rabi season, a significant number of our senior sales leaders went directly to the field to work alongside our sales and demand-generation teams, reinforcing farmer connect and channel engagement at the ground level. That effort was a direct expression of this organisation's culture and of our conviction that sustainable market leadership is built through consistent personal engagement and genuine demand pull, and not through push. The result was telling: in a year when the industry as a whole saw an unprecedented return of herbicides from the channel, your Company did not take back even a single litre of herbicide from the channel. We maintained complete pricing integrity, supplied to the channel strictly on the basis of actual ground-level demand.

Our financial outcomes reflect this discipline. Revenue from operations grew 3% to ₹ 3,238 crore; adjusting for the interim discontinuation of animal nutrition distribution, the core agrochemical business grew in the range of 5% to 6%, almost entirely volume-led, with pricing broadly stable through the year.

Herbicides were the standout, growing 19% over the year on the strength of our soybean herbicide flumioxazin, the very encouraging adoption of our newly launched rice herbicide Lentigo and our flagship glyphosate brand Mera 71; metal phosphides grew 11%, while insecticides remained our largest contributor at 41% of revenue. We launched seven products during the year, including the patented, proprietary technologies Excalia Max and Lentigo from our parent's portfolio, both of which met or exceeded our internal expectations even in a weather-affected season. The specialty business now stands at close to 30% of domestic revenues, branded formulations at 81% of domestic sales and biologicals at 8% to 10% of revenue – already well above the industry average.

We continued to invest with conviction in the capabilities that will compound our advantage over time. Our digital outreach to farmers expanded materially, with a meaningful increase in precision-targeted campaigns and digital touch-points alongside a reduction in engagement cost, supported by our Sumitomo Connect and Sumitomo Field Connect applications and the roll-out of an MDO tracking application. I am pleased that this innovation-led approach was externally recognised with a Gen AI-led Creative Award at the ad:tech India forum in New Delhi for our digital campaign for Sumi Max.

On the strategic front, the year strengthened both our manufacturing ambition and the confidence our parent



reposes in India. We are advancing our manufacturing expansion programme at Bhavnagar, Tarapur and Dahej; at Dahej, the first project of ₹ 150 crore is progressing on track towards commercialisation, and we expect a sustained pipeline of such projects to be announced, one by one, over the coming years. Most significantly, India has been elevated by SCC to the same tier as Japan, Brazil, North America, and Europe for the early-stage testing and introduction of new molecules from the global discovery pipeline and we have already received two such molecules for trials in Indian conditions ahead of their global launch. Our parent has also developed real confidence in our R&D, encouraging our teams to improve upon the technical know-how transferred from Japan. We are also jointly exploring the prospect of high-purity chemicals for the semiconductor industry in India. We have also resumed distribution of animal nutrition products in response to customer needs; and we have agreed a calibrated, deliberately immaterial royalty arrangement for a small number of products that enhances our flexibility and our margins. We intend to honour this confidence by executing each of these initiatives with excellence.

Throughout, we have remained firmly rooted in our core values of trust, integrity and long-term sustainable growth and in our continued commitment to Green Transformation and Digital Transformation. Our guiding belief is unchanged: business must benefit not just the Company but society at large, and every decision we make is evaluated through that lens.

The month of September 2026 also marks a transition in leadership. With effect from 1st September 2026, and subject to shareholders' approval, it is proposed that Dr Suresh Ramachandran, who has served the Company with such distinction as Deputy Managing Director, be elevated to the position of Managing Director. It is further proposed that I transition to a non-executive role, following which the Board

will consider my continued association as Chairman, while my colleague Mr Sushil Marfatia retires from the Board. Both of us will continue to support the Company through non-executive and advisory roles, with the express objective of ensuring a smooth transition and of mentoring the incoming team, including Dr Suresh and Mr Kunal Mittal, who will anchor a strong senior management layer. The organisation is ready, the leadership bench is deep, and I hand over my responsibilities with complete confidence and no small measure of pride in what this team has built together.

As we enter FY 2026-27, we do so with cautious optimism. We are watchful of the monsoon outlook, which the India Meteorological Department has forecast at 92% of the long-period average, and of cost headwinds across raw materials, packaging, solvents and transportation. Our approach to these pressures will remain what it has always been: a calibrated, product-by-product passage of cost increases that protects our sustainable margins, rather than blunt, one-time action. We enter the year running at full capacity, with no supply-chain constraints and we are well prepared to navigate whatever conditions lie ahead.

I extend my deepest gratitude to every member of the SCIL family – our employees, partners, distributors, customers, investors, and the farming community. Your trust has been the privilege of my professional life. I look forward, in my new capacity as Non-Executive Director, to continue to serve this Company and to see it emerge as the market leader in the Indian agro-solution sector and expansion in new sectors, achieved with responsibility, agility and purpose.

Regards,

**Chetan Shah**

**Managing Director**

**Sumitomo Chemical India Ltd**

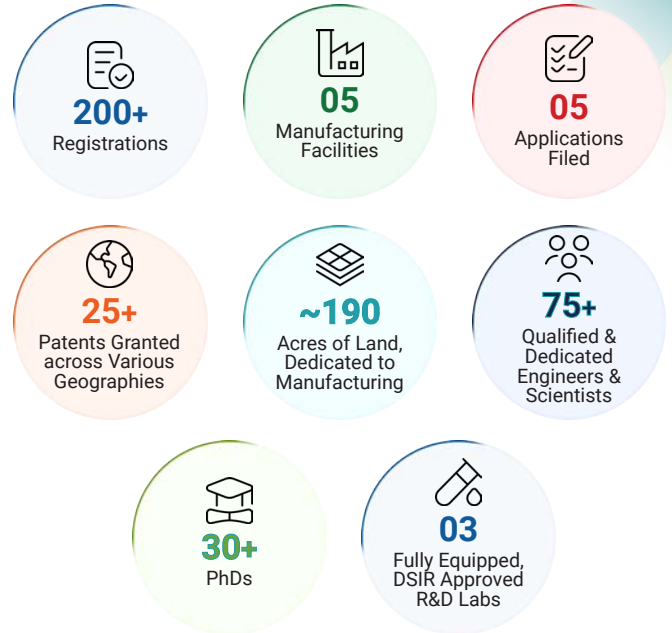


# DRIVING SUCCESS THROUGH UNMATCHED CAPABILITIES

SCIL operates state-of-the-art manufacturing facilities in Gujarat, Maharashtra and Silvassa, accompanied by three DSIR-approved R&D labs situated in Mumbai, Bhavnagar, and Gajod. The Company leverages its robust R&D, Project and manufacturing capabilities to drive innovation in developing new products, processes, and technologies. This equips the Company with a competitive edge, while ensuring responsible evolution. By consistently enhancing its R&D capabilities, SCIL is committed to addressing the ever-evolving market needs effectively.

## Prompt Response

SCIL believes that constant innovation is key to business sustenance. Hence, the Company's R&D team is focussed on producing off-patent products for domestic use and global export. It also keeps up with the constantly changing regulations, industry standards and requirements in different countries. SCIL recognises that constant innovation is essential to stay ahead of the competition and maintain a strong position in the market. To achieve this, the Company has capex plans to support the R&D team in their efforts to produce high-quality products that meet the needs of its customers in various regions around the world.



## Investment and Future Expansion Plans

SCIL is resolute in its determination to foster growth and deliver exceptional value to its stakeholders. A tangible demonstration of this dedication is reflected in the Company's significant capital expenditure plans. The Company is actively developing new products, improving its infrastructure, and promoting sustainability through various environmental and renewable energy projects.

Greenfield project for manufacturing of new product is under implementation at Dahej, Gujarat. We are also working on medium to long-term expansion of our existing manufacturing capabilities.

SCIL has plans to strategically invest in augmenting its R&D facilities, with a key focus on leveraging SCC Japan's cutting-edge chemistries to create novel processes and combinations. This is set to enable the Company expand its capabilities and explore innovative solutions, thus significantly improving production efficiency.

PLANT LOCATION	LAND AREAS (ACRES)	SEGMENT SERVED
Bhavnagar	~58	Manufacturing of technical grade pesticides and formulations
Gajod	~120	Manufacturing of metal phosphide and formulation
Tarapur	~5	Manufacturing of technical grade pesticides
Vapi	~6	Formulation & packaging
Silvassa	~3	Formulation & packaging



# TAKING RESPONSIBLE STEPS TOWARDS SUSTAINABILITY

SCIL recognizes its responsibility in promoting sustainable development and places a strong emphasis on minimizing its environmental impact. Embracing a resilient sustainability model, the Company diminishes greenhouse gas emissions by focusing on renewable energy generation, use of bio mass energy, conservation of natural resource, waste heat recovery, waste reduction and recycle on 4R principle. Thereby, paving the way towards a more environmentally conscious and sustainable future. This steadfast dedication to environmental stewardship not only aligns with SCIL's core values but also underscores its long-term vision of fostering a harmonious coexistence between industrial growth and ecological preservation.

## Green Transformation (GX)

### Renewable Energy

SCIL harnesses wind and solar power with a combined capacity of 5.8 MW and 2.5 MW respectively. Renewable power constitutes around 26% of SCIL's energy consumption for the year, significantly reducing its carbon footprint and environmental impact. This tangible progress demonstrates SCIL's commitment to environmental sustainability, positioning it as an industry leader in adopting clean energy solutions. SCIL has further reinforced its commitment towards GHG reduction having installed two new captive power solar plant in Gujarat and another project in Maharashtra is under execution, which is expected to increase renewable power generation to more than 50%.

### Fuel Revolution

This revolution involves a move away from traditional fossil fuels towards renewable alternatives like biofuels and technological advancements to improve overall thermal efficiency and reduce use of fossil fuel. This change is fuelled by environmental and sustainability concerns like greenhouse gas emissions and climate change and driven by development of technologies that can convert crude oil into chemicals more efficiently.

### Plastic Waste Solution

During the year, Company continued with the sustainable approach through plastic waste management and recycled 3027 MT plastic waste, affirming dedication to sustainability.








### Water Innovation

SCIL's commitment for conservation of natural water resources by recycling of municipal waste treated water, which is about 57% of its water requirement during the year.

## Human Capital Management

HR continues to create strategic business value by managing the entire employee lifecycle—from attracting the right talent to enabling high performance and sustained organizational impact.

### People hold a major significance at SCIL.

-  **Agile Talent Acquisition:** Strengthened HR systems and governance frameworks enable efficient and timely hiring of the right talent, fostering a high-performing, inclusive, and collaborative workplace.
-  **Building Future-Ready Leaders:** Focused investments in capability development through structured interventions such as EDGE Series, Unnati Workshops, and Project *Sanvaad* have enhanced leadership strength, functional expertise, and cross-team collaboration.
-  **Digitized Performance Culture:** Implementation of Sumi Pulse for goal setting, performance reviews, and moderation has strengthened accountability and transparency. Leadership capability-building initiatives have improved the effectiveness of performance feedback, supporting higher engagement and retention.
-  **Digital HR Transformation:** Deployment of integrated Sumi Pulse HRIS modules—including Attendance, Performance Management, Rewards & Recognition, Learning, Position Management, and Compensation—has enhanced process efficiency and employee experience. Additional modules such as Travel and Claims are under implementation.
-  **Employee Well-being & Protection:** Enhanced life insurance coverage reflects the organization's continued commitment to employee welfare and financial security.
-  **Employee Engagement & Culture:** Ongoing engagement initiatives, feedback mechanisms, and recognition programs strengthen employee morale, foster a culture of appreciation, and improve retention.
-  **Employee strength:** 1622 permanent employees as of 31st March, 2026

These initiatives reinforce HR's role as a strategic business partner—driving agility, enhancing productivity, and enabling sustainable organizational growth.

# CREATING SUSTAINABLE IMPACT THROUGH RESPONSIBLE GROWTH

At Sumitomo Chemical India Limited (SCIL), CSR remains an integral part of its commitment to sustainable development and responsible business practices. During FY 2025-26, the Company implemented impactful initiatives across Maharashtra, Gujarat, West Bengal and other parts of India through partnerships with NGOs, institutions and local communities.

₹ **12.40**  
**CRORES**  
Spent on CSR

**1.49**  
**LAKH+**  
Community Members Benefitted



## Education & Skill Development

Focused on improving access to quality education through smart classrooms, digital learning facilities, e-libraries, teacher training, School infrastructure enhancement and learning-friendly environments through the “Building as Learning Aid” concept and support to economically disadvantaged students under our *Sumitomo Educare* programme.

**35,000+** Students Benefitted



## Rural Development & Community Infrastructure

Implemented drinking water projects, sanitation facilities, irrigation systems, community centres, public spaces. Undertaken integrated village development programme in **Ruighar & Bopdari Village** - including solar-powered drinking water facility and lighting systems for home and roads, Baal wadi school development, solar system for school and water management system for agriculture.

**43,000+** Villagers Benefitted



## Healthcare (Human & Animal) & Community Well-being

Supported healthcare access through medical camps, diagnostic services, critical surgery assistance, kidney and paediatric cardiac treatment support, along with veterinary healthcare and animal welfare programmes, like fodder distribution, animal treatment & vaccination camps.

**40,000+** Beneficiaries Benefitted



## Conservation of Natural Resources and improving Environmental Sustainability

Undertook afforestation, green belt development, rainwater harvesting, biodiversity enhancement, plastic waste management and renewable energy promotion initiatives.

**19,000+** Community Members Benefitted



## Preservation of Heritage Arts & Culture

Supported artisan communities in Kutch through conservation of traditional crafts, skill development, market linkage support and promotion of sustainable livelihoods.

**500+** Families Benefitted



### Women Empowerment

Implemented vocational training, livelihood enhancement, capacity-building and financial support programmes for women, widows and vulnerable groups.

**650+** Women Benefitted



### Nutrition & Hunger Eradication

Provided nutritious meals, mid-day meal support and food distribution programmes for students and economically disadvantaged families.

**4,500+** Beneficiaries Benefitted



### Promoting Rural sports

Supported sports infrastructure development, sports institutions, conducted marathons, athletic events and fitness initiatives to encourage youth and community participation.

**3,300+** Individuals Benefitted



### Inclusion of Persons with Disabilities

Supported for building infrastructure for the Indian Autism Centre, Kolkata, and enhanced accessibility and inclusion through assistive devices, Braille-enabled tablets, digital walking sticks, and sports initiatives for persons with disabilities.

**1,800+** Beneficiaries Benefitted

## LOOKING AHEAD

SCIL remains committed to creating sustainable social value through strategic investments in education, healthcare, environmental sustainability, rural development and inclusive growth, while contributing meaningfully to the long-term development of society.



# REDEFINING AGRICULTURE THROUGH PHYGITAL TRANSFORMATION

Our Theme  
**Channelize to Succeed**

Inspired by  
Mito-san's vision  
**Leap Beyond**

In a year guided by our strategic theme “**Channelize to Succeed**,” Sumitomo Chemical India Ltd. (SCIL) focused on aligning its strengths, streamlining efforts, and unlocking synergies across functions. Inspired by our President, Mito-san’s vision to “**Leap Beyond**,” we accelerated our transformation journey—expanding our digital capabilities while reinforcing our on-ground presence. This integrated Phygital approach became the driving force behind our progress, enabling us to move beyond conventional boundaries and create deeper, more meaningful engagement across the agricultural value chain.

## Reimagining Operations Through Smart Integration

Internally, SCIL has implemented a suite of integrated digital solutions, including IBP systems, compliance tracking tools, HR portals, and centralized platforms that ensure audit-readiness and transparency. Together, these form a robust digital backbone—enabling real-time decision-making, seamless cross-functional collaboration, and stronger governance.



## Rural India: Digitally Empowered, Strategically Engaged

With over 442 million internet users and 425 million smartphone owners, rural India is undergoing a digital transformation. SCIL is strategically positioned to lead this shift through a data-driven digital marketing ecosystem that fuels both business growth and community engagement.

<b>906+</b>	<b>1,015</b>	<b>22.6</b>	<b>59.15%</b>	<b>Strategic</b>
Localized landing pages across key dialects, optimized for voice search and rural accessibility	Precision-targeted campaigns aligned with crop cycles, geographies, and farmer needs	Core digital touchpoints, driving lead generation, brand affinity, and dealer engagement	Growth in digital touchpoints while maintaining cost efficiency through smart segmentation	Collaborations with hyper-local influencers, enhancing credibility and message resonance

## The Power of Phygital Field Days

Our Field Days have evolved into immersive Phygital experiences—blending digital interactivity with on-ground demonstrations. A standout initiative, Live Field Days, enabled farmers, distributors, and field teams to connect in real time with agronomists, R&D experts, portfolio managers, and sales teams.

**These sessions:**

- » Strengthened farmer trust through live Q&A and transparent product demonstrations
- » Encouraged active participation across regions, fostering meaningful two-way engagement
- » Created a powerful feedback loop, channeling grassroots insights directly into product refinement



## Sumitomo Connect: Driving Data-Led Field Excellence

The *Sumitomo Connect* app is transforming field operations by enabling real-time tracking of farmer meetings, product demonstrations, competitor insights, and influencer interactions. This provides granular, actionable market intelligence at scale.

During the *Most Innovative Activity* initiative under our flagship EDFD campaign, we introduced a high-engagement digital platform featuring real-time analytics and voting mechanisms. This drove strong participation, created excitement among field teams, and offered leadership clear visibility into campaign performance, regional trends, and team contributions—shifting decision-making from reactive to proactive.



## Analytics: The Engine of Impact

At SCIL, digital is not just about reach—it's about precision, relevance, and measurable outcomes.

- » Campaign performance and lead quality are tracked through platform analytics, engagement metrics, and UTM frameworks
- » Geo-analytics guide targeted campaign planning
- » Behavioral insights enable sharper audience segmentation and content personalization
- » Predictive analytics help identify early signs of disengagement, enabling timely interventions



## Looking Ahead: Scaling Intelligence, Strengthening Synergy

As we reflect on a year of strong resurgence, it is evident that SCIL's ability to seamlessly integrate digital innovation with grassroots strength is redefining agricultural outreach in India.

The road ahead is even more promising. By scaling our Phygital strategy, embedding AI-driven intelligence into every interaction, and enhancing real-time responsiveness through advanced analytics, we are setting new benchmarks in agri-input engagement.

We are not just transforming how we operate—we are redefining how India farms, connects, and thrives.



# Corporate INFORMATION

---

## Board of Directors

**Dr Mukul G Asher**  
Chairman

**Mr Chetan Shah**  
Managing Director

**Mr Sushil Marfatia**  
Executive Director

**Dr Suresh Ramachandran**  
Deputy Managing Director

**Mr Ninad D Gupte**  
Non-Independent, Non-Executive Director

**Mr Tadashi Katayama**  
Non-Independent, Non-Executive Director

**Mrs Preeti Mehta**  
Independent Director

**Mr Masanori Uzawa**  
Non-Independent, Non-Executive Director

**Mr N Sivaraman**  
Independent Director

## Company Secretary & Compliance Officer

Ms Deepika Trivedi

## Chief Financial Officer

Mr Anil Nawal

## Statutory Auditors

BSR & Co. LLP  
Chartered Accountants

## Bankers

Citibank N.A.  
HDFC Bank Ltd  
Sumitomo Mitsui Banking Corporation  
Kotak Mahindra Bank Ltd  
Mizuho Bank, Ltd  
MUFG, Mumbai Branch  
Axis Bank Ltd

## Corporate Identity Number

L24110MH2000PLC124224

## Registered Office

Building No. 1, Ground Floor,  
Shant Manor Co-op. Housing Society Ltd.,  
Chakravarti Ashok 'X' Road, Kandivli (East),  
Mumbai - 400 101

## Corporate Office

13 & 14, Aradhana Industrial Development Corporation,  
Near Virwani Industrial Estate, Goregaon (East),  
Mumbai - 400 063  
Tel.: +91 22 4252 2200

## Registrars and Transfer Agents

M/s. MUFG Intime India Pvt. Ltd.  
Unit: Sumitomo Chemical India Ltd.  
C-101, Embassy 247, L B S Marg,  
Vikhroli (West), Mumbai – 400 083  
Tel: +91 22 4918 6000  
Email id: rnt.helpdesk@in.mpms.mufig.com

# MANAGEMENT DISCUSSION AND ANALYSIS

## 1. ECONOMY AND CROP PROTECTION INDUSTRY STRUCTURE & DEVELOPMENTS:

The global economy during FY 2025–26 continued to face headwinds arising from inflationary pressures, geopolitical uncertainties, and supply chain disruptions. These factors contributed to a cautious business environment across sectors, including agriculture. Despite these challenges, the Indian economy demonstrated resilience, maintaining its growth momentum and reinforcing its position as one of the fastest-growing major economies globally.

Agriculture remains a critical pillar of the Indian economy, supporting nearly half of the population and contributing significantly to national GDP. The performance of the crop protection industry is closely linked to agricultural output, monsoon patterns, and farmer income levels. During the year, the industry experienced mixed trends due to climatic variability, impacting both crop productivity and input consumption.

### Industry Overview

The Indian crop protection industry continues to be highly diversified, comprising a mix of domestic manufacturers, multinational corporations, and formulation players. The industry includes entities engaged in manufacturing technical grade pesticides, formulations, and intermediates, along with a growing segment focused on biological and sustainable solutions.

India remains one of the leading global producers of agrochemicals, supported by cost competitiveness, strong manufacturing capabilities, and a skilled workforce. The sector continues to attract global interest due to its export potential and increasing domestic demand for advanced crop protection solutions.

### Market Drivers

The growth of the agrochemical industry is underpinned by several structural drivers. Increasing population and rising food demand continue to necessitate higher agricultural productivity, particularly in the context of shrinking arable land due to urbanization. The growing preference for high-quality and nutritious food has led to increased adoption of crop protection products to enhance yield and quality.

India's vast cultivated area and dependence on monsoon-driven agriculture further influence demand for agrochemicals. However, fragmented landholdings and limited mechanization continue to present challenges in achieving optimal productivity, thereby reinforcing the importance of effective crop protection practices.

### R&D and Industry Strategies

The development of new crop protection molecules requires significant investment in research and development. Industry players are increasingly focusing on innovation, new product launches, and strategic collaborations to strengthen their portfolios. The expiry of global patents continues to create opportunities for domestic manufacturers to expand their presence in both domestic and export markets.

Companies are also investing in capacity expansion, backward integration, and partnerships to enhance operational efficiency and reduce dependency on imports. There is a growing emphasis on developing sustainable and environment-friendly solutions, including biologicals and integrated crop management practices.

### Government Initiatives

The Government of India continues to play a pivotal role in supporting the agriculture sector through various policy initiatives. Measures such as increased Minimum Support Prices (MSPs), direct benefit transfers under schemes like PM-KISAN, and investments in irrigation, soil health, and crop insurance have contributed to improving farmer income and resilience.

Digital platforms such as eNAM and continued emphasis on food security and rural development have strengthened the agricultural ecosystem. Government support for technology adoption, including drones and digital advisory systems, is expected to further enhance efficiency and productivity in the sector.

A notable recent policy development is the Government of India's "Bharat-VISTAAR" initiative, which aims to expand India's agricultural trade footprint and strengthen its integration with global agri-value chains. The initiative focuses on improving export infrastructure, enhancing supply chain efficiencies, and enabling Indian agricultural produce to access new international markets, thereby supporting higher value realization for farmers.

This initiative is expected to positively influence the crop protection industry by driving demand for quality-oriented and export-compliant agricultural practices. As farmers increasingly align with global standards, there will be greater adoption of advanced crop protection solutions, particularly in high-value crops such as fruits and vegetables.

## MANAGEMENT DISCUSSION AND ANALYSIS (Contd.)

Additionally, increased emphasis on traceability and quality compliance is likely to enhance awareness and usage of scientifically validated agrochemical products, creating long-term growth opportunities for the industry.

**Industry Trends**

The crop protection industry is witnessing a gradual shift towards sustainable and balanced agricultural practices. There is increasing adoption of environment-friendly products, including biologicals and bio-rationals, although regulatory clarity remains a key requirement for accelerated growth in this segment.

Digital transformation is emerging as a key enabler, with companies leveraging technology for farmer engagement, product promotion, and demand generation. The use of data analytics, precision farming tools, and digital platforms is gaining traction across the value chain.

Additionally, global supply chain realignments and the “China +1” strategy are creating new opportunities for Indian manufacturers to expand their export footprint.

**Agricultural Scenario in India in 2025-26**

The agricultural season during FY 2025–26 presented a mixed outlook. While crop acreage remained largely stable across most regions, the season was significantly impacted by adverse weather conditions and regulatory challenges to biostimulant products. Excess and prolonged rainfall during the period from July to September, extending into October in certain regions, led to crop damage and yield losses in key crops such as soybean, cotton, and groundnut across multiple geographies.

Although agrochemical prices remained relatively stable, continuous rainfall during the peak application window adversely affected consumption patterns. Reduced spray opportunities led to lower-than-expected demand during critical phases of the season.

Despite these challenges, the sector demonstrated resilience, supported by stable sowing patterns and continued farmer reliance on crop protection solutions.

**Sumitomo Chemical India Limited**

During FY 2025–26, the Company delivered a strong performance despite challenging external conditions, driven by effective execution and a focused strategic approach.

The Company successfully launched key products, including Excalia Max® (Paddy Fungicide) and Lentigo (Herbicide), apart from few other products, achieving significant market acceptance and farmer adoption. These launches reinforced the Company's positioning as a provider of innovative and high-quality crop protection solutions.

The Company's flagship product, Sumi Max, along with its legacy product, Excel Mera 71, recorded exceptional growth during the year, reflecting strong brand equity and farmer trust.

The Company also strengthened its demand generation capabilities through its flagship campaign, “Every Day Farmers' Day (EDFD)”, which was reimagined into high-intensity, short-duration engagement sprints. This approach resulted in heightened engagement across stakeholders especially during the Most Innovative Activity Campaign during the Rabi season, creating strong momentum at all levels of the organization.

**2. RISKS, THREATS AND CONCERNS:**

The outlook for FY 2026–27 indicates a continuation of uncertainties, driven by both climatic and macroeconomic factors. One of the key risks is the anticipated impact of El Niño conditions, which are typically associated with below-normal and erratic monsoon rainfall in India. Such conditions could adversely affect sowing patterns, crop yields, and overall agricultural output, thereby influencing demand for crop protection products.

In addition to climatic risks, geopolitical tensions and ongoing global conflicts are expected to impact supply chains, leading to volatility in raw material availability and pricing. Dependence on imports for critical intermediates continues to remain an area of concern.

The industry is also expected to face cost pressures arising from a depreciating Indian Rupee, coupled with increases in the cost of raw materials, packaging materials, solvents, and transportation. These factors are likely to result in higher cost of goods sold and necessitate price adjustments across product categories.

## MANAGEMENT DISCUSSION AND ANALYSIS (Contd.)

Regulatory challenges, including evolving policies on crop protection products, continue to pose hurdles for the industry. Additionally, factors such as counterfeit products, fragmented landholdings, and limited technology adoption among farmers remain ongoing concerns.

### 3. OPPORTUNITIES AND INDUSTRY OUTLOOK:

The Indian crop protection industry continues to offer significant long-term growth opportunities, supported by low per hectare consumption compared to global benchmarks and the increasing need to enhance agricultural productivity.

However, the near-term outlook for FY 2026–27 is expected to remain challenging. Coming out of a difficult year impacted by adverse weather conditions, the industry is likely to face continued uncertainty due to unpredictable climatic patterns, including the potential effects of El Niño apart from on-going geopolitical situation.

At the same time, macroeconomic factors such as a depreciating currency and rising input costs are expected to exert pressure on margins. Escalation in the cost of raw materials, packaging materials, solvents, and logistics is likely to lead to an overall increase in cost structures, resulting in higher product prices across the industry.

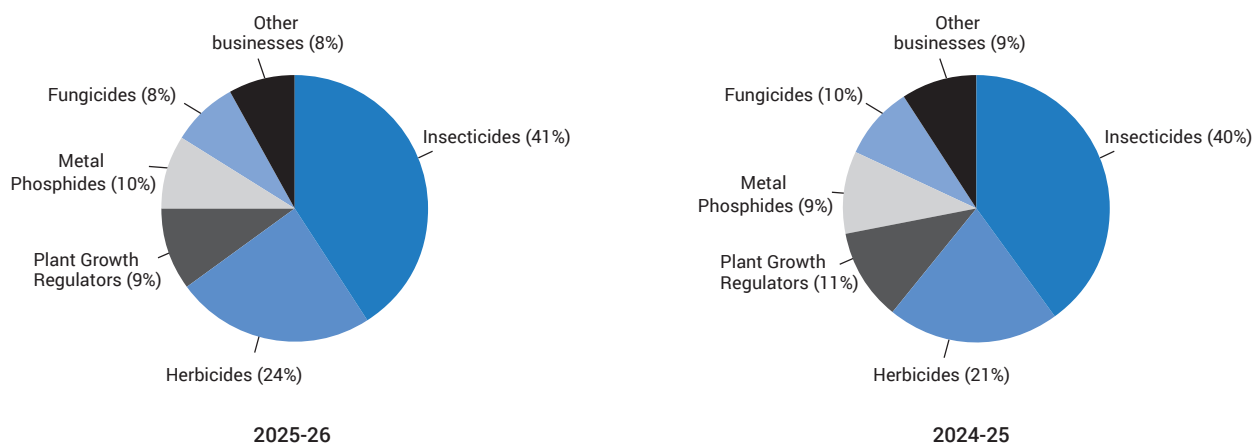
Despite these challenges, structural growth drivers remain intact. Increasing demand for high-quality food, growing awareness of crop protection practices, and the adoption of advanced technologies are expected to support long-term industry growth. Segments such as fungicides, plant growth regulators, and specialty products are likely to witness sustained demand.

The Company, with its strong product portfolio, robust pipeline, and focus on innovation and farmer engagement, is well-positioned to navigate the evolving landscape. Continued emphasis on demand generation, digital integration, and strategic execution will enable the Company to capitalize on emerging opportunities while effectively managing risks in a dynamic environment.

### 4. SEGMENT-WISE PERFORMANCE:

The Company's domestic sale increased from ₹ 23,841.91 million in 2024-25 to ₹ 24,847.32 million in 2025-26. Exports decreased marginally from ₹ 6,766.41 million in 2024-25 to ₹ 6,707.32 million in 2025-26.

The Company continues to focus on promoting the branded business in order to increase the customer interface.



### 5. INTERNAL CONTROL SYSTEMS AND THEIR ADEQUACY:

The Company has proper and adequate system of internal audit and controls which ensure that all the assets are safeguarded against loss from unauthorised use or disposition and that all transactions are authorised, recorded and reported correctly.

The Company continuously strives to improve upon/evolve and implement best practices with a view to strengthen the internal control systems.

The Company has assigned internal audit function to a leading firm of Chartered Accountants. Regular internal audit and checks are carried out to ensure that the responsibilities are discharged effectively. All major findings and suggestions arising out of internal audit are reported and reviewed by the Audit Committee. The Management ensures implementation of these suggestions and reviews them periodically.

## MANAGEMENT DISCUSSION AND ANALYSIS (Contd.)

**6. FINANCIAL PERFORMANCE & ANALYSIS AND MAJOR CHANGES IN RATIOS:**

The sales for the year under review increased from ₹ 30,608.32 million in 2024-25 to ₹ 31,563.35 million in 2025-26. The profit before exceptional items and tax for the year under review increased from ₹ 6,739.89 million in 2024-25 to ₹ 7,418.35 million in 2025-26. The profit after exceptional items and tax stands increased to ₹5,431.39 million in 2025-26 as against ₹ 5,019.48 million in 2024-25. FY 2024-25 had no exceptional items.

The Return on net worth decreased from 18.81% in 2024-25 to 17.30% in 2025-26. The reason for the decrease is significant increase in retained profits in comparison to increase in profits.

**7. HUMAN RESOURCE DEVELOPMENT/INDUSTRIAL RELATIONS:**

The Company continues to view human capital as a key driver for sustainable growth. It remains committed for providing a safe, inclusive, and engaging workplace supported by people-centric policies, with a strong focus on health, safety, and employee well-being.

Guided by its core values of performance, collaboration, and continuous improvement, the Company focuses on attracting, developing and retaining talent aligned with business needs. Robust HR systems and performance management processes ensure alignment of individual and organizational goals, while ongoing learning initiatives strengthen employee capabilities.

The Company has maintained cordial and harmonious industrial relations across its locations, with continued support from employees and unions in driving improvements in safety, quality, productivity, and cost efficiency.

The Company also promotes diversity and inclusion, leveraging diverse talent to enhance overall organizational effectiveness.

As on 31 March 2026, the total employee strength of the Company stood at 1622.

**8. CAUTIONARY STATEMENT:**

Statements in this report on Management Discussion and Analysis relating to the Company's objectives, projections, estimates, expectations or prediction may be forward – looking within the meaning of applicable securities laws and regulations. These statements are based on certain assumptions and expectations of future events. Actual results might differ materially from those expressed or implied depending upon factors such as climatic conditions, global and domestic demand-supply conditions, raw materials cost, availability and prices of finished goods, foreign exchange market movements, changes in government regulations, tax structure, economic and political developments within India and the countries where the Company conducts its business and other factors such as litigation and industrial relations.

The Company assumes no responsibility in respect of forward looking statements herein which may undergo changes in future on the basis of subsequent developments, information or events.

# NOTICE

NOTICE is hereby given that the TWENTY-SIXTH ANNUAL GENERAL MEETING of the Members of SUMITOMO CHEMICAL INDIA LIMITED will be held through Video Conferencing ("VC") / Other Audio-Visual Means ("OAVM") on **Monday, the 27 July 2026 at 02:30 P.M.** to transact the following business:

## ORDINARY BUSINESS:

1. To receive, consider and adopt the audited financial statements (including the consolidated financial statements) of the Company for the financial year ended 31 March 2026 together with the Reports of the Board of Directors and Auditors thereon.
2. To declare a dividend on equity shares.
3. To appoint a director in place of **Dr Suresh Ramachandran** (DIN: 03110244), who retires by rotation and, being eligible, offers himself for reappointment.

## SPECIAL BUSINESS:

4. To reappoint **Mr N Sivaraman** as an Independent Director and in this regard to consider, and if thought fit, to pass the following resolution as a **Special Resolution**:

"RESOLVED THAT, pursuant to the provisions of Sections 149, 150, 152 and all other applicable provisions of the Companies Act, 2013 ("**the Act**") and the Companies (Appointment and Qualification of Directors) Rules, 2014 [including any statutory modification(s) or re-enactment(s) thereof for the time being in force] read with Schedule IV to the Act, and SEBI (Listing Obligations and Disclosure Requirements) Regulations, 2015 ("**LODR**"), Mr N Sivaraman (DIN: 00001747), who was appointed as an Independent Director of the Company by the members with effect from 01 September 2024 for a period of 2 (two) consecutive years and whose first term as Independent Director expires on 31 August 2026, and who is eligible for reappointment as Independent Director as per the provisions of the Act and Rules framed thereunder and LODR and in respect of whom the Company has received a notice in writing from a member under Section 160(1) of the Act proposing his candidature for the office of Director of the Company, be and is hereby reappointed as an Independent Director of the Company for the second term to hold office for 3 (three) consecutive years for a period from 01 September 2026 up to 31 August 2029.

RESOLVED FURTHER THAT, the Board be and is hereby authorised to do all such acts and take all such steps, as it may, in its absolute discretion, deem necessary, proper, expedient or desirable for the purpose of giving effect to this resolution, and to settle any questions, difficulties and/or doubts that may arise in this regard in order to implement and give effect to this resolution."

5. To appoint **Mr Anand Mohan Tiwari** as an Independent Director and in this regard to consider, and if thought fit, to pass the following resolution as a **Special Resolution**:

"RESOLVED THAT, pursuant to the provisions of Sections 149, 150, 152 and all other applicable provisions of the Companies Act, 2013 ("**the Act**") and the Companies (Appointment and Qualification of Directors) Rules, 2014 [including any statutory modification(s) or re-enactment(s) thereof for the time being in force] read with Schedule IV to the Act, and SEBI (Listing Obligations and Disclosure Requirements) Regulations, 2015 ("**LODR**"), Mr Anand Mohan Tiwari (DIN: 02986260), who is eligible for appointment as Independent Director as per the provisions of the Act and Rules framed thereunder and LODR and in respect of whom the Company has received a notice in writing from a member under Section 160(1) of the Act proposing his candidature for the office of Director of the Company, be and is hereby appointed as an Independent Director of the Company to hold office for 2 (two) consecutive years effective from 31 August 2026 up to 30 August 2028.

RESOLVED FURTHER THAT, the Board be and is hereby authorised to do all such acts and take all such steps, as it may, in its absolute discretion, deem necessary, proper, expedient or desirable for the purpose of giving effect to this resolution, and to settle any questions, difficulties and/or doubts that may arise in this regard in order to implement and give effect to this resolution."

6. To appoint **Mr Chetan Shah** as Non-Executive Non-Independent Director and in this regard to consider, and if thought fit, to pass the following resolution as an **Ordinary Resolution**:

"RESOLVED THAT, pursuant to the provisions of Section 152 read with all other applicable provisions of the Companies Act, 2013 ("**the Act**") and the Rules made thereunder [including any statutory modification(s) or re-enactment(s) thereof for the time being in force], the members hereby accord their approval to appoint Mr Chetan Shah (DIN: 00488127), in respect of whom the Company has received a notice in writing under Section 160(1) of the Act from a member proposing his candidature for the office of Director as a Non-Executive Non-Independent Director of the Company with effect from 01 September 2026, who shall be liable to retire by rotation."

7. To promote **Dr Suresh Ramachandran**, Deputy Managing Director, to the position of Managing Director and in this regard to consider, and if thought fit, to pass the following resolution as a **Special Resolution**:

"RESOLVED THAT, pursuant to the provisions of Sections 196, 197 and 203 read with Schedule V and all other applicable provisions of the Companies Act, 2013 ("**the Act**") and the Rules made thereunder [including any statutory modification(s) or re-enactment(s) thereof for the time being in force] and pursuant to the resolution passed by the Board of Directors of the Company ("**Board**") and subject to all such consents, sanctions, approvals and permissions as may be required and further subject to such conditions and modifications as may be imposed or prescribed by any authority while granting such consents, sanctions, approvals and permissions, and as are agreed to by the Board, which term shall, unless repugnant to the context or meaning thereof, be deemed to include any committee thereof and any person authorised by the Board in this behalf, the members, in partial modification of their earlier special resolutions passed at the annual general meeting held on 28 July 2023 to approve appointment of Dr Suresh Ramachandran as Whole-time Director for the period from 01 June 2023 up to 31 May 2028, and at the annual general meeting held on 30 July 2024 to promote Dr Suresh Ramachandran to the position of Deputy Managing Director of the Company with effect from 01 September 2024 for the remainder period of his existing tenure i.e. up to 31 May 2028, hereby accord their approval to promote Dr Suresh Ramachandran (DIN: 03110244) to the position of Managing Director of the Company with effect from 01 September 2026 for the remainder period of his existing tenure i.e. up to 31 May 2028, who shall not be liable to retire by rotation, on the terms and conditions including as to remuneration as set out in the second supplement to Contract ("**Contract**") to be executed between the Company and Dr Suresh Ramachandran, a draft whereof is duly initialed for the purpose of identification and which Contract is hereby specifically sanctioned and approved, with liberty to the Board to alter and vary terms and conditions of the compensation, but so as not to exceed the aggregate compensation as set out in the Contract.

RESOLVED FURTHER THAT, the Board be and is hereby authorised to do all such acts and take all such steps, as it may, in its absolute discretion, deem necessary, proper, expedient or desirable for the purpose of giving effect to this resolution, and to settle any questions, difficulties and/or doubts that may arise in this regard in order to implement and give effect to this resolution."

8. To approve payment of advisory fees, commission and sitting fees to **Mr Chetan Shah**, Non-Executive Non-Independent Director, and in this regard to consider, and if thought fit, to pass the following resolution as a **Special Resolution**:

"RESOLVED THAT, pursuant to Regulation 17(6)(ca) of SEBI (Listing Obligations and Disclosure Requirements) Regulations, 2015 ("**LODR**") and the provisions of Section 197 and other applicable provisions of the Companies Act, 2013 ("**the Act**") and the Rules made thereunder [including any statutory modification(s) or re-enactment(s) thereof for the time being in force] and Article 91 of the Articles of Association of the Company, approval be and is hereby accorded to the payment not exceeding ₹ 30 million (Rupees thirty million) by way of advisory fees, non-executive director's commission and sitting fees, plus applicable taxes and duties and reimbursement of actual out-of-pocket expenses incurred for functioning as director and advisor, for the period from 01 September 2026 up to 31 August 2027 to Mr Chetan Shah (DIN: 00488127), Non-Executive Non-Independent Director, notwithstanding that such remuneration may exceed 50% (fifty percent) of the total annual remuneration payable to all the Non-Executive Directors of the Company in the financial years 2026-27 and 2027-28."

9. To approve **transactions** entered into/proposed to be entered into with **Sumitomo Chemical Company, Limited**, a related party, during the Financial Year 2026-27 and in this regard to consider, and if thought fit, to pass the following resolution as an **Ordinary Resolution**:

"RESOLVED THAT, approval of the members of the Company be and is hereby accorded pursuant to the provisions of Regulation 23 of the SEBI (Listing Obligations and Disclosure Requirements) Regulations, 2015, to all the material related party transactions entered into/proposed to be entered into ("**the transactions**") and material modifications, if any, thereto between the Company and Sumitomo Chemical Company, Limited, Japan, the Holding Company and a related party of the Company, during the financial year 2026-27, for purchase, sale and supply of goods (including raw materials, intermediates, finished products), for providing and availing services and other transactions break-up whereof aggregating ₹ 16,235 million (Rupees Sixteen Thousand Two Hundred and Thirty Five million) as stated in the statement pursuant to section 102 of the Companies Act, 2013 annexed hereto, plus applicable taxes and duties, in the ordinary course of business and on arm's length basis.

RESOLVED FURTHER THAT, the Board be and is hereby authorised to do all such acts, deeds, matters and things and to take all such steps, as it may, in its absolute discretion, deem necessary, proper, expedient or desirable for the purpose of giving effect to this resolution, and to settle any questions, difficulties and/or doubts that may arise in this regard in order to implement and give effect to this resolution."

10. To ratify the remuneration of the **Cost Auditors** and in this regard to consider, and if thought fit, to pass the following resolution as an **Ordinary Resolution**:

"RESOLVED THAT, pursuant to the provisions of Section 148 and all other applicable provisions of the Companies Act, 2013 and the Companies (Audit and Auditors) Rules, 2014 [including any statutory modification(s) or re-enactment(s) thereof, for the time being in force], the remuneration of ₹ 550,000 (Rupees five hundred fifty thousand) plus applicable

taxes and duties and reimbursement of actual out-of-pocket expenses fixed by the Board of Directors of the Company payable to Messrs GMVP & Associates LLP, Cost Accountants (Registration Number: 000910), in respect of the cost audit for the financial year 2026-27, be and is hereby approved and ratified.

RESOLVED FURTHER THAT, the Board be and is hereby authorised to do all such acts and take all such steps, as it may, in its absolute discretion, deem necessary, proper, expedient or desirable for the purpose of giving effect to this resolution, and to settle any questions, difficulties and/or doubts that may arise in this regard in order to implement and give effect to this resolution."

By Order of the Board of Directors  
For **Sumitomo Chemical India Limited**

**DEEPIKA TRIVEDI**  
Company Secretary & Compliance Officer

Registered Office:

Building No.1, Ground Floor, Shant Manor Co-op. Housing Society Ltd.

Chakravarti Ashok 'X' Road, Kandivli (East),

Mumbai – 400 101.

Mumbai, 26 May 2026

#### NOTES:

1. The Ministry of Corporate Affairs ("**MCA**") has, vide its General Circular No. 14/2020 dated 08 April 2020, General Circular No. 17/2020 dated 13 April 2020, General Circular No. 20/2020 dated 05 May 2020, General Circular No. 02/2021 dated 13 January 2021, General Circular No. 19/2021 dated 08 December 2021, General Circular No. 21/2021 dated 14 December 2021, General Circular No. 02/2022 dated 05 May 2022, Circular No. 10/2022 dated 28 December 2022, General Circular No. 09/2023 dated 25 September 2023, General Circular No. 09/2024 dated 19 September 2024 and General Circular No. 03/2025 dated 22 September 2025 (hereinafter collectively referred to as "**MCA Circulars**"), permitted holding of annual general meetings ("**AGM**") through VC or OAVM without the physical presence of members at a common venue. In compliance with these MCA Circulars and the relevant provisions of the Companies Act, 2013 and the SEBI (Listing Obligations and Disclosure Requirements) Regulations, 2015, the annual general meeting of the members of the Company is being held through VC/OAVM. The proceedings of the AGM will be deemed to be conducted at the Registered Office of the Company which shall be the deemed venue of the AGM.
2. Pursuant to the provisions of the Companies Act, 2013, a member entitled to attend and vote at the annual general meeting is entitled to appoint a proxy to attend and vote on his/her behalf and the proxy need not be a member of the Company. Since this annual general meeting is being held pursuant to the **MCA Circulars** through VC/OAVM, physical attendance of members has been dispensed with. Accordingly, the facility for appointment of proxies by members will not be available for the annual general meeting and hence Proxy Form and Attendance Slip are not annexed to the Notice.
3. Institutional/Corporate Shareholders (i.e. other than individuals/HUF/NRI, etc.) are required to send a scanned copy (PDF/JPEG Format) of their Board Resolution or governing body Resolution/Authorisation etc., authorising their representative to attend the annual general meeting through VC/OAVM on their behalf and to vote through remote e-voting. The said Resolution/Authorisation shall be sent to the Scrutinizer by email through their registered email address to [scrutinizer@sarafandassociates.com](mailto:scrutinizer@sarafandassociates.com) with copies marked to the Company at [investor.relations@sumichem.co.in](mailto:investor.relations@sumichem.co.in) and to its RTA at [instameet@in.mpms.mufg.com](mailto:instameet@in.mpms.mufg.com).
4. The Register of Directors and Key Managerial Personnel and their shareholding, maintained under Section 170 of the Companies Act, 2013 and the Register of Contracts or Arrangements in which the Directors are interested, maintained under Section 189 of the Companies Act, 2013, will be available on the Company's website for inspection by members during the annual general meeting. All documents referred to in the Notice, if any, will also be available on the Company's website for inspection by members from the date of circulation of the Notice up to the date of the annual general meeting.
5. **Registration of email ID and Bank Account details:**  
In case the shareholder's email ID is already registered with the Company/its Registrar & Share Transfer Agents ("RTA") / Depositories, log in details for e-voting are being sent to the registered email address.

For Shares held in physical Form:

- (i) For Email Registration: Kindly log in to the website of the RTA, [in.mpms.mufg.com](http://in.mpms.mufg.com) under Investor Services > Email Registration – fill in the details and upload the required documents and submit.
- (ii) For updating Bank Details: Kindly contact the RTA and get Bank Details registered by following the process prescribed by RTA.

For Shares held in Demat mode:

The shareholder may contact the Depository Participant ("DP") and register the email address and bank account details in the demat account as per the process followed and advised by the DP.

6. In compliance with the aforementioned MCA Circulars and Regulation 36(1)(a) of the SEBI (Listing Obligations and Disclosure Requirements) Regulations, 2015, the Notice of the annual general meeting along with the Annual Report for the financial year 2025-26 is being sent only by electronic mode to those members whose email addresses are registered with the Company/Depositories unless any member has requested for a hard copy of the same. Members may note that the Notice of annual general meeting and Annual Report for the financial year 2025-26 will also be available on the Company's website <https://www.sumichem.co.in> and the websites of the Stock Exchanges i.e. National Stock Exchange of India Limited and BSE Limited. For members, who have not registered their email addresses, information about the web-link, including exact path, where complete details of the Annual Report is available, is being provided through letters. Hard copy of the Annual Report will be made available to those shareholders who request for the same.

Members can attend and participate in the annual general meeting through VC/OAVM facility only.

7. Members attending the meeting through VC/OAVM shall be counted for the purpose of reckoning the quorum under Section 103 of the Companies Act, 2013.
8. A Statement pursuant to Section 102 of the Companies Act, 2013, setting out details relating to the special businesses under Items No. 4 to 9 is annexed hereto.
9. The Company has fixed **Friday, the 17 July 2026** as the '**Record Date**' for determining members entitled to receive dividend for the financial year 2025-26. Payment of dividend is subject to approval by the members in the annual general meeting.

**10. Payment of Dividend:**

Payment of dividend as recommended by the Board of Directors, if declared at the meeting, will be made on or after **Monday, the 03 August 2026** to the Members whose names stand on the Company's Register of Members and to the Beneficial Owner(s) as per the Beneficiary List provided by the National Securities and Depository Limited and Central Depository Services (India) Limited at the close of business hours on **Friday, the 17 July 2026 (Record Date)**.

11. Payment of Dividend is subject to deduction of income-tax at source in accordance with the provisions of Income Tax Act, 2025 and rules made thereunder.

The members are requested to update their PAN details with the Company's Registrars & Transfer Agents (in case of shares held in physical mode) and depository participants (in case of shares held in demat mode).

No tax will be deducted on dividend payable to a resident individual shareholder if the amount of dividend received during a particular financial year does not exceed ₹ 10,000. In case PAN is not registered, tax will be deducted at a higher rate of 20%.

A resident individual shareholder with PAN can submit declaration in Form 121 to avail the benefit of non-deduction of income tax at source to the Company's R&T Agents latest by **Friday, the 17 July 2026 (up to 06:00 PM)** through their URL as under:

<https://web.in.mpms.mufg.com/formsreg/submission-of-Form-121-41.html>

As per the provisions of the Income tax Act, 2025, a non-resident shareholder may have an option to be governed by the provisions of the Double Tax Avoidance Treaty (DTAA) between India and the country of tax residence of the shareholder, if such DTAA provisions are more beneficial to him / her / it. The non-resident shareholder can avail beneficial rate(s) by furnishing necessary documents i.e. No Permanent Establishment and Beneficial Ownership Declaration, Tax Residency Certificate, Form 41, any other document which may be required to avail the DTAA benefits by updating details at the above URL not later than **Friday, the 17 July 2026 (up to 06:00 PM)** in order to enable the Company to determine and deduct appropriate TDS / Withholding Tax.

On the said link, the user shall be prompted to select / share the following information to register their request.

1. Select the company (Dropdown)
2. Folio / DP-Client ID

3. PAN
  4. Financial year (Dropdown)
  5. Form selection
  6. Document attachment – 1 (PAN)
  7. Document attachment – 2 (Forms)
  8. Document attachment – 3 (Any other supporting document)
12. Payment of dividend will be made electronically by crediting the amount to the Bank Accounts of the shareholders wherever relevant information is made available to the Company. Members holding shares in physical form, who have not furnished the requisite information, should furnish the information to M/s MUFG Intime India Private Limited, the Registrars and Transfer Agents (RTA). Members holding shares in electronic form should furnish their bank information to their Depository Participants (DPs) in order to receive dividend electronically.
  13. Members holding shares in electronic form are requested to notify change in their addresses to their DPs. Members holding shares in physical form are requested to notify change in their addresses to the RTA.
  14. The amounts of dividend remaining unclaimed for a period of seven years are to be transferred to the Investor Education and Protection Fund.

Details of dividend declared by the Company and remaining unclaimed are given below:

Date of Declaration	Dividend for the year	Dividend ₹ per Share	Due date for transfer to the Investor Education and Protection Fund
01.08.2019	2018-19 (Interim)	0.22	07.09.2026
27.12.2019	2018-19 (Final)	0.20	02.02.2027
10.09.2020	2019-20	0.55	17.10.2027
30.07.2021	2020-21	0.80	05.09.2028
29.07.2022	2021-22	1.00	04.09.2029
28.07.2023	2022-23	1.20	03.09.2030
01.02.2024	2023-24 (Interim)	5.00	09.03.2031
30.07.2024	2023-24 (Final)	0.90	05.09.2031
04.08.2025	2024-25	1.20	10.09.2032

Details of dividend declared by Excel Crop Care Limited (which amalgamated with the Company) and remaining unclaimed are given below:

Date of Declaration	Dividend for the year	Dividend ₹ per Share	Due date for transfer to the Investor Education and Protection Fund
29.05.2019	2018-19 (Interim)	6.25	05.07.2026

Members who have not encashed their dividend warrants for the above dividend are requested to write to the RTA for claiming the dividend before the due dates mentioned above.

15. Pursuant to the provisions of Section 124 of the Companies Act, 2013 and the rules made thereunder, the shares, in respect of which dividend has not been paid or claimed for seven consecutive years or more, are liable to be transferred to Investor Education and Protection Fund.
16. Since the annual general meeting is to be held through VC / OAVM, the route map for the venue of the meeting is not provided.
17. **Remote e-voting through electronic means:**

Pursuant to the provisions of Section 108 of the Companies Act, 2013 read with Rule 20 of the Companies (Management and Administration) Rules, 2014 (as amended) and Regulation 44 of SEBI (Listing Obligations and Disclosure Requirements) Regulations, 2015 (as amended), and the MCA Circulars, the Company is providing facility of remote e-voting to its members in respect of the business to be transacted at the annual general meeting. The instructions for e-voting are given below.

Individual shareholders holding securities in demat mode can vote through their demat account maintained with Depositories and Depository Participants.

Shareholders are advised to update their mobile number and email Id in their demat accounts to access e-Voting facility.

Login method for Individual shareholders holding securities in demat mode is given below:

Type of shareholders	Login Method
Individual Shareholders holding securities in demat mode with NSDL:	<p><b>METHOD 1 – NSDL OTP based login</b></p> <ol style="list-style-type: none"> <li>Visit URL: <a href="https://eservices.nsd.com/SecureWeb/evoting/evotinglogin.jsp">https://eservices.nsd.com/SecureWeb/evoting/evotinglogin.jsp</a></li> <li>Enter your 8 - character DP ID, 8 - digit Client Id, PAN, Verification code and generate OTP.</li> <li>Enter the OTP received on your registered email ID/ mobile number and click on login.</li> <li>Post successful authentication, you will be re-directed to NSDL depository website wherein you will be able to see e-Voting services under Value added services. Click on "Access to e-Voting" under e-Voting services.</li> <li>Click on "MUFG InTime" or "evoting link displayed alongside Company's Name" and you will be redirected to InstaVote website for casting the vote during the remote e-voting period.</li> </ol> <p><b>METHOD 2 – If registered with NSDL IDeAS facility</b></p> <p><b>Shareholders who have registered for NSDL IDeAS facility:</b></p> <ol style="list-style-type: none"> <li>Visit URL: <a href="https://eservices.nsd.com">https://eservices.nsd.com</a> and click on "Beneficial Owner" icon under "IDeAS Login Section".</li> <li>Enter IDeAS User ID, Password, Verification code &amp; click on "Log-in".</li> <li>Post successful authentication, you will be able to see e-Voting services under Value added services section. Click on "Access to e-Voting" under e-Voting services.</li> <li>Click on "MUFG InTime" or "evoting link displayed alongside Company's Name" and you will be redirected to InstaVote website for casting the vote during the remote e-voting period.</li> </ol> <p><b>OR</b></p> <p><b>Shareholders who have not registered for NSDL IDeAS facility:</b></p> <ol style="list-style-type: none"> <li>To register, visit URL: <a href="https://eservices.nsd.com">https://eservices.nsd.com</a> and select "Register Online for IDeAS Portal" or click on <a href="https://eservices.nsd.com/SecureWeb/IdeasDirectReg.jsp">https://eservices.nsd.com/SecureWeb/IdeasDirectReg.jsp</a></li> <li>Enter 8-character DP ID, 8-digit Client ID, Mobile no, Verification code &amp; click on "Submit".</li> <li>Enter the last 4 digits of your bank account/generated 'OTP'.</li> <li>Post successful registration, user will be provided with Login ID and password.</li> <li>Follow steps given above in points (a-d).</li> </ol> <p><b>METHOD 3 – Individual Shareholders directly visiting the e-voting website of NSDL</b></p> <ol style="list-style-type: none"> <li>Visit URL: <a href="https://www.evoting.nsd.com">https://www.evoting.nsd.com</a></li> <li>Click on the "Login" tab available under 'Shareholder/Member' section.</li> <li>Enter User ID (i.e., your sixteen-digit demat account number held with NSDL), Password/ OTP and a Verification Code as shown on the screen &amp; click on "Login".</li> <li>Post successful authentication, you will be re-directed to NSDL depository website wherein you will be able to see e-Voting services under Value added services. Click on "Access to e-Voting" under e-Voting services.</li> <li>Click on "MUFG InTime" or "evoting link displayed alongside Company's Name" and you will be redirected to InstaVote website for casting the vote during the remote e-voting period.</li> </ol>

Type of shareholders	Login Method
<p><b>Individual Shareholders holding securities in demat mode with CDSL:</b></p>	<p><b>METHOD 1 – CDSL e–voting page</b></p> <ol style="list-style-type: none"> <li>Visit URL: <a href="https://www.cdslindia.com">https://www.cdslindia.com</a></li> <li>Go to e–voting tab.</li> <li>Enter 16-digit Demat Account Number (BO ID) and PAN No. and click on “Submit”.</li> <li>System will authenticate the user by sending OTP on registered Mobile and Email as recorded in Demat Account.</li> <li>Post successful authentication, user will be able to see e-voting option. The evoting option will have links of e-voting service providers i.e., MUFG InTime. Click on “MUFG InTime” or “evoting link displayed alongside Company’s Name” and you will be redirected to InstaVote website for casting the vote during the remote e-voting period.</li> </ol> <p><b>METHOD 2 – Individual Shareholders registered with CDSL Easi/ Easiest facility</b></p> <p><b>Shareholders who have registered/ opted for CDSL Easi/Easiest facility:</b></p> <ol style="list-style-type: none"> <li>Visit URL: <a href="https://web.cdslindia.com/myeasitoken/Home/Login">https://web.cdslindia.com/myeasitoken/Home/Login</a> or Visit URL: <a href="http://www.cdslindia.com">www.cdslindia.com</a>, click on “Login” and select “My Easi New (Token)”</li> <li>Enter existing username, Password and click on “Login”.</li> <li>Post successful authentication, user will be able to see e-voting option. The e-voting option will have links of e-voting service providers i.e., MUFG InTime, or “evoting link displayed alongside Company’s Name” and you will be redirected to InstaVote website for casting the vote during the remote e-voting period.</li> </ol> <p><b>OR</b></p> <p><b>Shareholders who have not registered for CDSL Easi/ Easiest facility:</b></p> <ol style="list-style-type: none"> <li>To register, visit URL: <a href="https://web.cdslindia.com/myeasitoken/Home/EasiRegistration">https://web.cdslindia.com/myeasitoken/Home/EasiRegistration</a> OR <a href="https://web.cdslindia.com/myeasitoken/Home/EasiestRegistration">https://web.cdslindia.com/myeasitoken/Home/EasiestRegistration</a></li> <li>Proceed with updating the required fields for registration.</li> <li>After successful registration, user will be provided username and password on the registered email id. Follow steps given above in points (a-c).</li> </ol>
<p><b>Individual Shareholders holding securities in demat mode with Depository Participant:</b></p>	<p>Individual shareholders can also login using the login credentials of your demat account through your depository participant registered with NSDL / CDSL for e-voting facility.</p> <ol style="list-style-type: none"> <li>Login to DP website.</li> <li>After Successful login, user shall navigate through “e-voting” option.</li> <li>Click on e-voting option, user will be redirected to NSDL / CDSL Depository website after successful authentication, wherein user can see e-voting feature.</li> <li>Post successful authentication, click on “MUFG InTime” or “evoting link displayed alongside Company’s Name” and you will be redirected to InstaVote website for casting the vote during the remote e-voting period.</li> </ol>

**Login method for shareholders holding securities in physical mode / Non-Individual Shareholders holding securities in demat mode:**

Shareholders holding shares in physical mode / Non-Individual Shareholders holding securities in demat mode as on the cut-off date for e-voting may register and vote on InstaVote as under:

**STEP 1: LOGIN / SIGNUP on InstaVote**

**Shareholders who have registered for INSTAVOTE facility:**

- a) Visit URL: <https://instavote.linkintime.co.in> & click on "Login" under 'SHARE HOLDER' tab.
- b) Enter details as under:
  - A. User ID: Enter your User ID
  - B. Password: Enter existing Password
  - C. Enter Image Verification (CAPTCHA) Code
  - D. Click "Submit"

(Home page of e-voting will open. Follow the process given under "Steps to cast vote for Resolutions")

**Shareholders who have not registered for INSTAVOTE facility:**

- a) Visit URL: <https://instavote.linkintime.co.in> and click on "**Sign Up**" under 'SHARE HOLDER' tab and register with your following details as under:
  - A. User ID:** Enter Your User ID
  - B. PAN:**  
Enter your 10-digit Permanent Account Number (PAN)  
(Shareholders who have not updated their PAN with the Depository Participant (DP) / Company shall use the sequence number provided to you, if applicable.)
  - C. DOB/DOI:**  
Enter the Date of Birth (DOB) / Date of Incorporation (DOI) (As recorded with your DP / Company - in DD/MM/YYYY format)
  - D. Bank Account Number:**  
Enter your Bank Account Number (last four digits), as recorded with your DP/Company.
    - ▶ Shareholders, holding shares in NSDL form, shall provide 'point 4' above.
    - ▶ Shareholders, holding shares in CDSL form, shall provide 'point 3' or 'point 4' above.
    - ▶ Shareholders, holding shares in physical form but have not recorded 'point 3' and 'point 4', shall provide their Folio number in 'point 4' above
  - E. Set the password of your choice.**  
(The password should contain minimum 8 characters, at least one special Character (!#\$%&\*), at least one numeral, at least one alphabet and at least one capital letter).
  - F. Enter Image Verification (CAPTCHA) Code.**
  - G. Click "Submit" (You have now registered on InstaVote).**  
Post successful registration, click on "Login" under 'SHARE HOLDER' tab & follow steps given above in points (a-b).

**STEP 2: Steps to cast vote for Resolutions through InstaVote**

- A. Post successful authentication and redirection to InstaVote inbox page, you will be able to see the "Notification for e-voting".
- B. Select 'View' icon. E-voting page will appear.
- C. Refer the Resolution description and cast your vote by selecting your desired option 'Favour / Against' (If you wish to view the entire Resolution details, click on the 'View Resolution' file link).

- D. After selecting the desired option i.e. Favour / Against, click on 'Submit'.
- E. A confirmation box will be displayed. If you wish to confirm your vote, click on 'Yes', else to change your vote, click on 'No' and accordingly modify your vote.

**NOTE:** Shareholders may click on "Vote as per Proxy Advisor's Recommendation" option and view proxy advisor recommendations for each resolution before casting vote. "Vote as per Proxy Advisor's Recommendation" option provides access to expert insights during the e-Voting process. Shareholders may modify their vote before final submission.

Once you cast your vote on the resolution, you will not be allowed to modify or change it subsequently.

**Non-Individual Body corporate shareholders** shall send a scanned copy of the board resolution authorising its representative to vote, to the scrutinizer at [registered email address](mailto:enotices@in.mpms.mufg.com) with a copy marked to RTA at [enotices@in.mpms.mufg.com](mailto:enotices@in.mpms.mufg.com) and the company at [registered email address](mailto:registered email address).

#### **Guidelines for Institutional shareholders ("Custodian / Corporate Body/ Mutual Fund")**

##### **STEP 1 – Custodian / Corporate Body/ Mutual Fund Registration**

- a) Visit URL: <https://instavote.linkintime.co.in>
- b) Click on "**Sign Up**" under "Custodian / Corporate Body/ Mutual Fund".
- c) Fill up your entity details and submit the form.
- d) A declaration form and organization ID is generated and sent to the Primary contact person email ID (which is filled at the time of sign up). The said form is to be signed by the Authorised Signatory, Director, Company Secretary of the entity & stamped and sent to [insta.vote@linkintime.co.in](mailto:insta.vote@linkintime.co.in)
- e) Thereafter, Login credentials (User ID; Organisation ID; Password) is sent to Primary contact person's email ID. (You have now registered on InstaVote)

##### **STEP 2 – Investor Mapping**

- a) Visit URL: <https://instavote.linkintime.co.in> and login with InstaVote Login credentials.
- b) Click on "**Investor Mapping**" tab under the Menu Section
- c) Map the Investor with the following details:
  - A. 'Investor ID' -
    - i. NSDL demat account – User ID is 8 Character DP ID followed by 8 Digit Client ID i.e., IN00000012345678
    - ii. CDSL demat account – User ID is 16 Digit Beneficiary ID.
  - B. 'Investor's Name - Enter Investor's Name as updated with DP.
  - C. 'Investor PAN' - Enter your 10-digit PAN.
  - D. 'Power of Attorney' - Attach Board resolution or Power of Attorney.

##### **Note:**

*File Name for the Board resolution/ Power of Attorney shall be – DP ID and Client ID or 16 Digit Beneficiary ID. Further, Custodians and Mutual Funds shall also upload specimen signatures.*

- d) Click on Submit button. (The investor is now mapped with the Custodian / Corporate Body/ Mutual Fund Entity). The same can be viewed under the "Report Section".

##### **STEP 3 – Steps to cast vote for Resolutions through InstaVote.**

The corporate shareholder can vote by two methods, during the remote e-voting period:

##### **METHOD 1 – VOTES ENTRY**

- a) Visit URL: <https://instavote.linkintime.co.in> and login with InstaVote Login credentials.
- b) Click on "**Votes Entry**" tab under the Menu section.
- c) Enter the "**Event No.**" for which you want to cast vote.  
Event No. can be viewed on the home page of InstaVote under "On-going Events".
- d) Enter "**16-digit Demat Account No.**" for which you want to cast vote.

- e) Refer the Resolution description and cast your vote by selecting your desired option 'Favour / Against' (If you wish to view the entire Resolution details, click on the 'View Resolution' file link).

After selecting the desired option i.e. Favour / Against, click on 'Submit'.

- f) A confirmation box will be displayed. If you wish to confirm your vote, click on 'Yes', else to change your vote, click on 'No' and accordingly modify your vote.

(Once you cast your vote on the resolution, you will not be allowed to modify or change it subsequently).

**OR**

#### **METHOD 2 – VOTES UPLOAD**

- a) Visit URL: <https://instavote.linkintime.co.in> and login with InstaVote Login credentials.
- b) After successful login, you will be able to see the "Notification for e-voting".
- c) Select "**View**" icon for "**Company's Name / Event number**".
- d) E-voting page will appear.
- e) Download sample vote file from "**Download Sample Vote File**" tab.
- f) Cast your vote by selecting your desired option 'Favour / Against' in the sample vote file and upload the same under "**Upload Vote File**" option.
- g) Click on 'Submit'. 'Data uploaded successfully' message will be displayed.

(Once you cast your vote on the resolution, you will not be allowed to modify or change it subsequently).

**NOTE: Non-Individual Body corporate shareholders** shall send a scanned copy of the board resolution authorising its representative to vote, to the scrutinizer at [registered email address](mailto:registered_email_address) with a copy marked to RTA at [enotices@in.mpms.mufig.com](mailto:enotices@in.mpms.mufig.com) and the company at [registered email address](mailto:registered_email_address).

#### **Helpdesk:**

##### **Shareholders holding securities in physical mode / Non-Individual Shareholders holding securities in demat mode:**

Shareholders holding securities in physical mode / Non-Individual Shareholders holding securities in demat mode facing any technical issue in login may contact INSTAVOTE helpdesk by sending a request at [enotices@in.mpms.mufig.com](mailto:enotices@in.mpms.mufig.com) or contact on: - Tel: 022 – 4918 6000.

##### **Individual Shareholders holding securities in demat mode:**

Individual Shareholders holding securities in demat mode may contact the respective helpdesk for any technical issues related to login through Depository i.e., NSDL and CDSL.

<b>Login type</b>	<b>Helpdesk details</b>
Individual Shareholders holding securities in demat mode with NSDL	Members facing any technical issue in login can contact NSDL helpdesk by sending a request at <a href="mailto:evoting@nsdl.co.in">evoting@nsdl.co.in</a> or call at : 022 - 4886 7000
Individual Shareholders holding securities in demat mode with CDSL	Members facing any technical issue in login can contact CDSL helpdesk by sending a request at <a href="mailto:helpdesk.evoting@cdslindia.com">helpdesk.evoting@cdslindia.com</a> or contact at toll free no. 1800 22 55 33

#### **Forgot Password:**

##### **Shareholders holding securities in physical mode / Non-Individual Shareholders holding securities in demat mode:**

Shareholders holding securities in physical mode / Non-Individual Shareholders holding securities in demat mode have forgotten the USER ID [Login ID] or Password or both then the shareholder can use the "Forgot Password" option available on: [instavote.linkintime.co.in](https://instavote.linkintime.co.in)

- o Click on "**Login**" under 'SHARE HOLDER' tab
- o Click "**forgot password?**"
- o Enter User ID, select Mode and Enter Image Verification code (CAPTCHA).
- o Click on "SUBMIT".

**In case Custodian / Corporate Body/ Mutual Fund has forgotten the USER ID [Login ID] or Password or both then the shareholder can use the "Forgot Password" option available on: <https://instavote.linkintime.co.in>**

- o Click on 'Login' under "Custodian / Corporate Body/ Mutual Fund" tab
- o Further Click on "forgot password?"
- o Enter User ID, Organization ID and Enter Image Verification code (CAPTCHA).
- o Click on "SUBMIT".

*In case shareholders have a valid email address, Password will be sent to his / her registered e-mail address. Shareholders can set the password of his/her choice by providing information about the particulars of the Security Question and Answer, PAN, DOB/DOI, Bank Account Number (last four digits) etc. The password should contain a minimum of 8 characters, at least one special character (!#\$%&\*), at least one numeral, at least one alphabet and at least one capital letter.*

**Individual Shareholders holding securities in demat mode with NSDL/ CDSL has forgotten the password:**

Individual Shareholders holding securities in demat mode have forgotten the USER ID [Login ID] or Password or both, then the Shareholders are advised to use Forget User ID and Forget Password option available at above mentioned depository/ depository participants website.

- It is strongly recommended not to share your password with any other person and take utmost care to keep your password confidential.
- For shareholders/ members holding shares in physical form, the details can be used only for voting on the resolutions contained in this Notice.
- During the voting period, shareholders/ members can login any number of time till they have voted on the resolution(s) for a particular "Event".

**18. Instructions for shareholders/members to attend the annual general meeting through InstaMeet:**

Shareholders/members are entitled to attend the annual general meeting through VC/OAVM facility provided by MUFG Intime India Private Limited by following the below mentioned process. Facility for joining the annual general meeting through VC/OAVM shall open 30 (thirty) minutes before the time scheduled for the annual general meeting and will be available to the members on first come first serve basis.

Shareholders/members are requested to participate on first come first serve basis as participation through VC/OAVM is limited and will close on expiry of 30 (thirty) minutes from the scheduled time of the annual general meeting. Shareholders/members with over 2% shareholding, promoters, institutional investors, directors, KMPs, chairpersons of Audit Committee, Nomination and Remuneration Committee, Stakeholders Relationship Committee and Auditors etc. may be allowed to the meeting without restrictions of first-come-first serve basis. Members can log in and join 30 (thirty) minutes prior to the scheduled time of the meeting and the window for joining shall be kept open till the expiry of 30 (thirty) minutes after the scheduled time. Participation is restricted up to 1000 members.

Shareholders are advised to update their mobile number and email Id correctly in their demat accounts to access InstaMeet facility.

Shareholders/ members will be provided with InstaMeet facility wherein shareholders/ members shall register their details and attend the annual general meeting as under:

**Login method for shareholders to attend the Annual General Meeting through InstaMeet:**

- a) Visit URL: [instameet.in.mpms.mufg.com](http://instameet.in.mpms.mufg.com) & click on "Login".
- b) Select the "Company Name" and register with your following details:

**A. Demat Account No. or Folio No:**

Shareholders holding shares in NSDL demat account shall provide 8 Character DP ID followed by 8 Digit Client ID.

Shareholders holding shares in CDSL demat account shall provide 16 Digit Beneficiary ID.

Shareholders holding shares in physical form – shall provide Folio Number.

**B. PAN:**

Enter your 10-digit Permanent Account Number (PAN).

(Shareholders who have not updated their PAN with the Depository Participant (DP)/ Company shall use the sequence number provided by MUFG Intime, if applicable).

**C. Mobile No:**

Mobile No. as updated with DP is displayed automatically. Shareholders who have not updated their Mobile No with the DP shall enter the mobile no.

**D. Email ID:**

Email Id as updated with DP is displayed automatically. Shareholders who have not updated their Email Id with the DP shall enter the Email Id.

## c) Click "Go to Meeting"

You are now registered for InstaMeet, and your attendance is marked for the meeting.

**Instructions for shareholders to Speak at the Annual General Meeting through InstaMeet:**

- a) Shareholders who would like to speak at the meeting must register their request with the company by sending their request mentioning Name, Demat Account Number/ Folio Number, email ID, Mobile Number to [investor.relations@sumichem.co.in](mailto:investor.relations@sumichem.co.in) on or before **Monday, the 20 July 2026 (05:00 P.M.)**.
- b) Shareholders will get confirmation on first cum first basis depending upon the provision made by the company.
- c) Shareholders will receive "speaking serial number" once they mark attendance for the meeting. Please remember speaking serial number and start your conversation with panellist by switching on video mode and audio of your device.
- d) Other shareholders who have not registered as "Speaker Shareholder" may still ask questions via active chat-board during the meeting.

**Note:**

*Shareholders are requested to speak only when moderator of the meeting/ management will announce the name and serial number for speaking.*

**Instructions for Shareholders to Vote during the Annual General Meeting through InstaMeet:**

Once the electronic voting is activated during the meeting, shareholders who have not exercised their vote through the remote e-voting can cast the vote as under:

- a) On the Shareholders VC page, click on the link for e-Voting "Cast your vote".
- b) Enter your 16-digit Demat Account No. / Folio No. and OTP (received on the registered mobile number/ registered email Id) received during registration for InstaMeet.
- c) Click on 'Submit'.
- d) After successful login, you will see "Resolution Description" and against the same the option "Favour/ Against" for voting.
- e) Cast your vote by selecting appropriate option i.e. "Favour/Against" as desired. Enter the number of shares (which represents no. of votes) as on the cut-off date under 'Favour/Against'.
- f) After selecting the appropriate option i.e. Favour/Against as desired and you have decided to vote, click on "Save". A confirmation box will be displayed. If you wish to confirm your vote, click on "Confirm", else to change your vote, click on "Back" and accordingly modify your vote. Once you confirm your vote on the resolution, you will not be allowed to modify or change your vote subsequently.

**Notes:**

*Shareholders/ Members, who are present in the Annual General Meeting through InstaMeet facility and have not casted their vote on the Resolutions through remote e-Voting and are otherwise not barred from doing so, shall be eligible to vote through e-Voting facility during the meeting.*

*Shareholders/ Members who have voted through Remote e-Voting prior to the Annual General Meeting will be eligible to attend/ participate in the meeting through InstaMeet. However, they will not be eligible to vote again during the meeting.*

*Shareholders/ Members are encouraged to join the meeting through Tablets/ Laptops connected through broadband for better experience.*

Shareholders/ Members are required to use Internet with a good speed (preferably 2 MBPS download stream) to avoid any disturbance during the meeting.

Please note that Shareholders/ Members connecting from Mobile Devices or Tablets or through Laptops connecting via Mobile Hotspot may experience Audio/Visual loss due to fluctuation in their network. It is therefore recommended to use stable Wi-Fi or LAN connection to mitigate any kind of aforesaid glitches.

**Helpdesk:**

Shareholders facing any technical issue in login may contact INSTAMEET helpdesk by sending a request at [instameet@in.mpms.muvg.com](mailto:instameet@in.mpms.muvg.com) or contact on: - Tel: 022 – 4918 6000 / 4918 6175.

19. The remote e-voting period begins on **Thursday, the 23 July 2026 (09:00 A.M.)** and ends on **Sunday, the 26 July 2026 (05:00 P.M.)**. During this period, members holding shares either in physical form or in dematerialised form as on the cut-off date, which shall be the close of business hours on **Monday, the 20 July 2026**, may cast their votes electronically. At the end of the remote e-voting period, the said facility shall be blocked and the e-voting module shall be disabled thereafter.

A person, who receives this notice and who is not a member as on the cut-off date, should treat this Notice for information purposes only.

Any person, who acquires shares of the Company and becomes a member of the Company after despatch of the Notice and who holds shares as of the cut-off date, may obtain the login ID and password by sending a request to [instameet@in.mpms.muvg.com](mailto:instameet@in.mpms.muvg.com). However, if he/she is already registered with MUFG Intime India Private Limited for remote e-voting then he/she can use the existing User ID and password for casting vote.

20. The Board has appointed Mr Kamalax G Saraf, and failing him, Mr Mandar K Saraf, partners of M/s M K Saraf & Associates LLP, Practising Company Secretaries, as the Scrutinizer to scrutinize the voting process in a fair and transparent manner.

The Scrutinizer shall make a Consolidated Scrutinizer's Report to the Chairman / a person authorised by him in respect of the votes cast in the meeting. The results declared along with the Scrutinizer's Report will be placed on the Company's website [www.sumichem.co.in](http://www.sumichem.co.in) and on the website of RTA at [in.mpms.muvg.com](http://in.mpms.muvg.com) and the same will also be communicated to the BSE Limited and National Stock Exchange of India Limited.

By Order of the Board of Directors  
For **Sumitomo Chemical India Limited**

**DEEPIKA TRIVEDI**  
Company Secretary & Compliance Officer

Registered Office:

Building No.1, Ground Floor, Shant Manor Co-op. Housing Society Ltd.,  
Chakravarti Ashok 'X' Road, Kandivli (East),  
Mumbai – 400 101.

Mumbai, 26 May 2026

## STATEMENT IN RESPECT OF THE SPECIAL BUSINESSES PURSUANT TO SECTION 102 OF THE COMPANIES ACT, 2013

**Item No. 4**

At the twenty-fourth annual general meeting the members of the Company approved appointment of Mr N Sivaraman (DIN: 00001747) as an Independent Director of the Company for a term of 2 (two) consecutive years commencing on 01 September 2024.

Mr N Sivaraman's first term as Independent Director comes to an end on 31 August 2026. He is eligible to be reappointed as Independent Director for the second term subject to the approval by the members through a special resolution.

The Company has received a notice from a member under Section 160 of the Companies Act, 2013, signifying his intention to propose the candidature of Mr N Sivaraman for the office of Independent Director of the Company.

The Company has received from Mr N Sivaraman consent in writing to act as a Director, an intimation to the effect that he is not disqualified under Section 164(2) of the Companies Act, 2013 and a declaration to the effect that he meets the criteria of independence as provided in Section 149(6) of the Companies Act, 2013 and SEBI (Listing Obligations and Disclosure Requirements) Regulations, 2015.

Mr N Sivaraman is qualified Chartered Accountant with close to 42 years of experience as finance and accounts professional and business and organizational leader. Mr N Sivaraman has qualifications, knowledge and experience in the areas of finance and accounting. He had over 34 years of successful career with Larsen & Toubro Group which included holding position of President and Whole-time Director of L&T Finance Holdings Limited and board membership of L&T Infrastructure Finance Limited where he played pivotal role. Subsequently, he held the position of Managing Director and Group CEO at ICRA Limited and COO of IL&FS Limited. In his career spanning over 42 years, Mr Sivaraman has played role of successful business leader and organization transformer and has handled mergers and acquisition and industrial relations as well. He is on the boards of directors in several companies.

The Nomination and Remuneration Committee of the Company has recommended the reappointment of Mr N Sivaraman as Independent Director for the second term to hold office for 3 (three) consecutive years for a period from 01 September 2026 up to 31 August 2029.

In the opinion of the Board of Directors, Mr N Sivaraman is a person of integrity, possesses relevant expertise and experience, fulfills the conditions specified for appointment in the Companies Act, 2013, including in Schedule IV thereto, and the Companies (Appointment & Qualification of Directors) Rules, 2014 and is independent of the management of the Company. In the opinion of the Board, Mr N Sivaraman's contribution to Board and Audit Committee deliberations, expertise and experience and knowledge in the areas of finance, accounting, internal controls and enterprise and business risks and business planning and strategies justifies the recommendation for his reappointment as Independent Director. The Nomination and Remuneration Committee and the Board of Directors also considered reports of the annual performance evaluation of Mr N Sivaraman, which included the following criteria and factors, and in which the score of Mr N Sivaraman was good:

- integrity and level of independence; professional qualifications, experience, expertise, knowledge, skill and competence in his areas of specialization
- understanding and having knowledge about the Company and its business segments and willingness to devote time and efforts to understand the same as also emerging industry trends and developments, market conditions, major business risks and regulatory framework involved
- preparedness for deliberations at Board / Audit Committee meetings and willingness to devote efforts and time for the meetings and his ability to bring his knowledge and experience to bear on the Company's corporate strategies and risk management
- quality of contribution to Board / Committee deliberations; judgmental abilities; ability to express his opinion freely in deliberations at meetings
- communication skills; ability to take views of others on the board; ability to function as an effective team-member and maintain an effective relationship with fellow Board members and the senior management team members

The Board considers that the reappointment of Mr N Sivaraman as Independent Director would be of immense benefit to the Company. Accordingly, the Board recommends his reappointment as Independent Director of the Company for 3 (three) consecutive years for a period from 01 September 2026 up to 31 August 2029.

The Special Resolution at Item No. 4 seeks approval of the members for reappointment of Mr N Sivaraman as an Independent Director of the Company for a term of 3 (three) consecutive years up to 31 August 2029. He will not be liable to retire by rotation.

The Board recommends this resolution for reappointment of Mr N Sivaraman as Independent Director for the approval of the members.

Upon approval by the members of the reappointment of Mr N Sivaraman as an Independent Director, the re-appointment will be formalised by issue of a letter of appointment. A copy of the draft letter for appointment of Independent Directors setting out the terms and conditions is available for inspection by the members at the Company's Registered Office and Corporate Office on all working days (Monday to Friday) between 02:00 P.M. and 04:00 P.M. up to the date of the meeting. It is also accessible on the Company's website [www.sumichem.co.in](http://www.sumichem.co.in)

Except Mr N Sivaraman, none of the directors, key managerial personnel of the Company or their relatives, is in any way concerned or interested, financially or otherwise, in the Resolution set out at Item No. 4 of the Notice.

Following are the particulars of Mr N Sivaraman:

Name of the Director	Mr N Sivaraman
Date of Birth	12 April 1958
Date of Appointment	01 September 2024
Qualifications	B. Com; Chartered Accountant
Expertise in specific functional areas	A corporate and business leader and accomplished finance professional
Experience	Over 42 years
Other Indian companies in which directorship held	<ol style="list-style-type: none"> <li>1. Consolidated Construction Consortium Limited (Listed)</li> <li>2. All Cargo Logistics Limited (Listed)</li> <li>3. Srei Infrastructure Finance Limited</li> <li>4. Srei Equipment Finance Limited</li> <li>5. PGIM India Trustees Private Limited</li> <li>6. Equirus Capital Private Limited</li> <li>7. Athaang Infrastructure Private Limited</li> <li>8. Athaang Infrastructure Investment Manager Private Limited</li> </ol>
Other companies in which committee membership/ chairmanship held	<p>Member of Audit Committee:</p> <ol style="list-style-type: none"> <li>1. Consolidated Construction Consortium Limited (Chairman)</li> <li>2. All Cargo Logistics Limited (Chairman)</li> <li>3. SREI Infrastructure Finance Limited (Chairman)</li> <li>4. PGIM India Trustees Private Limited</li> </ol> <p>Member of Nomination and Remuneration Committee:</p> <ol style="list-style-type: none"> <li>1. Consolidated Construction Consortium Limited</li> <li>2. Equirus Capital Private Limited</li> <li>3. SREI Infrastructure Finance Limited</li> <li>4. SREI Equipment Finance Limited</li> </ol> <p>Member of Stakeholders Relationship Committee – Consolidated Construction Consortium Limited</p>
No. of shares held in the Company as on 31 March 2026	Nil
Relationship with other Directors and KMPs	None
Number of Board Meeting(s) attended during the year 2025-26	4
Remuneration drawn in 2025-26	₹ 3.32 million
Remuneration and other terms and conditions of appointment	<p>Remuneration: Entitled to receive sitting fees for attending meetings of the Board/Committees and commission as approved by the members and the Board of Directors.</p> <p>Other terms and conditions as specified in the draft letter of appointment referred to above.</p>

Mr N Sivaraman has not resigned as a director of any listed entity in the past 3 (three) years.

**Item No.5**

The Company has received a notice from a member under Section 160 of the Companies Act, 2013, signifying her intention to propose the candidature of Mr Anand Mohan Tiwari (DIN: 02986260) for the office of Independent Director of the Company. The Nomination and Remuneration Committee of the Company has recommended appointment of Mr Anand Mohan Tiwari as Independent Director of the Company. Based on the same, the Board of Directors, at its Meeting held on 26 May 2026, has recommended to the members appointment of Mr Anand Mohan Tiwari as an Independent Director to hold office for 2 (two) consecutive years from 31 August 2026 up to 30 August 2028.

The Company has received from Mr Anand Mohan Tiwari consent in writing to act as a Director, an intimation to the effect that he is not disqualified under Section 164(2) of the Companies Act, 2013 and a declaration to the effect that he meets the criteria of independence as provided in Section 149(6) of the Companies Act, 2013 and SEBI (Listing Obligations and Disclosure Requirements) Regulations, 2015.

Mr Anand Mohan Tiwari is a seasoned professional with over three decades of distinguished service in the Indian Administrative Service, combining expertise in governance, industry, education, training and social development. His career spans leadership roles in energy, petrochemicals, fertilizers, and corporate social responsibility, including serving as Managing Director of major state enterprises engaged in chemical and fertilizer sectors. He worked as Managing Director of Gujarat Narmada Valley Fertilizer Company (GNFC), Gujarat Alkalies & Chemicals Limited (GACL) and Gujarat State Fertilizer & Chemicals Ltd. (GSFC). He has spearheaded large-scale livelihood, education, and skill development initiatives, strengthened tribal welfare institutions, and contributed to rural revitalization through innovative projects. With academic credentials in science and management, extensive international training, and board-level experience across diverse organizations, he brings a unique blend of policy insight, corporate leadership, and social sector innovation.

In the opinion of the Board of Directors, Mr Anand Mohan Tiwari is a person of integrity, possesses relevant expertise and experience, fulfills the conditions specified for appointment in the Companies Act, 2013, including in Schedule IV thereto, and the Companies (Appointment & Qualification of Directors) Rules, 2014 and SEBI (Listing Obligations and Disclosure Requirements) Regulations, 2015, and is independent of the management of the Company.

The Board considers that the appointment of Mr Anand Mohan Tiwari as Independent Director would be of immense benefit to the Company. Accordingly, the Board recommends his appointment as Independent Director of the Company for 2 (two) consecutive years for a period from 31 August 2026 up to 30 August 2028.

The Special Resolution at Item No. 5 seeks approval of the members for appointment of Mr Anand Mohan Tiwari as an Independent Director of the Company for a term of 2 (two) consecutive years for a period from 31 August 2026 up to 30 August 2028. He will not be liable to retire by rotation.

Upon approval by the members of the appointment of Mr Anand Mohan Tiwari as an Independent Director, the appointment will be formalised by issue of a letter of appointment. A copy of the draft letter for appointment of Independent Directors setting out the terms and conditions is available for inspection by the members at the Company's Registered Office and Corporate Office on all working days (Monday to Friday) between 02:00 P.M. and 04:00 P.M. up to the date of the meeting. It is also accessible on the Company's website [www.sumichem.co.in](http://www.sumichem.co.in)

None of the directors, key managerial personnel of the Company or their relatives, is in any way concerned or interested, financially or otherwise, in the Resolution set out at Item No. 5 of the Notice.

Following are the particulars of Mr Anand Mohan Tiwari:

Name of the Director	Mr Anand Mohan Tiwari
Date of Birth	03 June 1959
Date of Appointment	31 August 2026
Qualifications	M.Sc., MBA. He was also a member of Indian Administrative Service.
Expertise in specific functional areas	CSR, Governance and Strategy Development
Experience	Over 34 years
Other Indian companies in which directorship held	<ol style="list-style-type: none"> <li>1. Transpek Industry Limited (Listed)</li> <li>2. Om Power Transmission Limited (Listed)</li> <li>3. One Small Strategy Private Limited</li> <li>4. Thirumalai Chemicals Intermediates Private Limited</li> <li>5. Farm Gas Private Limited</li> </ol>

Other companies in which committee membership/ chairmanship held	<p>Member of Audit Committee:</p> <ol style="list-style-type: none"> <li>1. Transpek Industry Limited</li> <li>2. Om Power Transmission Limited</li> </ol> <p>Member of Nomination and Remuneration Committee:</p> <ol style="list-style-type: none"> <li>1. Transpek Industry Limited (Chairman)</li> <li>2. Om Power Transmission Limited</li> </ol> <p>Member of Stakeholders Relationship Committee:</p> <ol style="list-style-type: none"> <li>1. Om Power Transmission Limited (Chairman)</li> <li>2. Transpek Industry Limited</li> </ol>
No. of shares held in the Company as on 31 March 2026	387 shares
Relationship with other Directors and KMPs	None
Number of Board Meeting(s) attended during the year 2025-26	Did not hold position of director in 2025-26
Remuneration drawn in 2025-26	None
Remuneration and other terms and conditions of appointment	<p>Remuneration: Entitled to receive sitting fees for attending meetings of the Board/Committees and commission as approved by the members and the Board of Directors.</p> <p>Other terms and conditions as specified in the draft letter of appointment referred to above</p>

Mr Anand Mohan Tiwari has not resigned as a director from IRM Energy Limited, a listed company on 24 October 2024.

#### Item No. 6

At the twenty-third annual general meeting, the members of the Company had approved reappointment of Mr Chetan Shah as Managing Director of the Company for a term of 3 (three) consecutive years commencing on 01 September 2023. Mr Chetan Shah's term as Managing Director comes to an end on 31 August 2026.

The Company has received a notice from a member under Section 160 of the Companies Act, 2013, signifying his intention to propose the candidature of Mr Chetan Shah (DIN: 00488127) for the office of Non-Executive Non-Independent Director of the Company.

The Nomination and Remuneration Committee of the Company has recommended appointment of Mr Chetan Shah as Non-Executive Non-Independent Director of the Company. Based on the same, the Board of Directors, at its Meeting held on 26 May 2026 has recommended to the members appointment of Mr Chetan Shah as a Non-Executive Non-Independent Director with effect from 01 September 2026.

The Company has received from Mr Chetan Shah consent in writing to act as a Director and an intimation to the effect that he is not disqualified under Section 164(2) of the Companies Act, 2013.

Mr Chetan Shah is an agrochemicals industry veteran. He has long association and familiarity with the Company and its business. Under Mr Chetan Shah's stewardship as Managing Director, the Company's business witnessed remarkable growth and the Company has benefited significantly from his expertise and experience.

In the opinion of the Board, Mr Chetan Shah's rich and diverse experience with the industry and the Company will be a valuable asset to the Company and would be of immense benefit if he continues on the Company's Board of Directors. The Board is of the opinion that, if appointed as a Director, Mr Chetan Shah would be able to contribute immensely towards the Company setting its strategic direction and growth plans and in areas of risk management and governance. The Board, therefore, recommends the ordinary resolution for appointment of Mr Chetan Shah as Non-Executive Non-Independent Director of the Company for approval of the members.

The Ordinary Resolution at Item No. 6 seeks approval and consent of the members for appointment of Mr Chetan Shah as Non-Executive Non-Independent Director of the Company with effect from 01 September 2026.

Except Mr Chetan Shah, none of the directors, key managerial personnel of the Company or their relatives, is in any way, concerned or interested, financially or otherwise, in the resolution set out at Item No. 6 of the Notice.

Following are the particulars of Mr Chetan Shah:

Name of the Director	Mr Chetan Shah
Date of Birth	22 July 1954
Date of the first appointment on the Board	13 June 2010 (directorship held up to 06 October 2016)
Date of Appointment as Managing Director	01 September 2019
Proposed date of appointment as Non-Executive Non-Independent Director	01 September 2026
Qualifications	Bachelor of Commerce from Mumbai University and Master's degree in Business Administration from North Rope University, Los Angeles, U.S.A.
Expertise in specific functional areas	Management and operations of crop protection business
Experience	Over 50 years
Other Indian companies in which directorship held	Vulcan Products Private Limited
Other companies in which committee membership/ chairmanship held	None
No. of shares held in the Company as on 31 March 2026	None
Relationship with other Directors and KMPs	None
Number of Board Meetings attended during the year 2025-26	4
Remuneration drawn in 2025-26	₹ 98.05 million
Remuneration and other terms and conditions of appointment	Remuneration: Entitled to receive sitting fees for attending meetings of the Board/Committees and commission as approved by the members and the Board of Directors. The Board has approved payment of up to of ₹ 30 million to Mr Chetan Shah for advisory fees, non-executive director's commission and sitting fees for the period 01 September 2026 up to 31 August 2027. Accordingly, approval of members through a special resolution pursuant to Regulation 17(6)(ca) of SEBI (Listing Obligations and Disclosure Requirements) Regulations, 2015 for FY 2026-27 and 2027-28 is being sought at the ensuing Annual General Meeting for payment up to ₹ 30 million for advisory fees, non-executive director's commission and sitting fees to Mr Chetan Shah.

Mr Chetan Shah has not resigned as a director of any listed entity in the past 3 (three) years.

#### Item No. 7

At the annual general meeting of the Company held on 28 July 2023, the members had passed a Special Resolution to accord approval for appointment of Dr Suresh Ramachandran as Whole-time Director of the Company for a period of five years with effect from 01 June 2023. Subsequently, at the annual general meeting held on 30 July 2024, the members passed a Special Resolution to accord approval for promotion of Dr Suresh Ramachandran to the position of Deputy Managing Director with effect from 01 September 2024 for the remainder period of his tenure up to 31 May 2028.

The Board of Directors, on the recommendation of the Nomination and Remuneration Committee, has approved, subject to the approval of the Company through a special resolution by the members and in accordance with the provisions of Sections 196, 197 and 203 read with Schedule V and other applicable provisions of the Companies Act, 2013, promotion of Dr Suresh Ramachandran to the position of Managing Director of the Company with effect from 01 September 2026 for the remainder period of his current tenure up to 31 May 2028 on the terms and conditions including remuneration as set out in the Second Supplement to Contract ("**Contract**") to be executed between the Company and Dr Suresh Ramachandran, subject to such other approvals as may be necessary.

The Contract contains, inter-alia, the following terms and conditions of his appointment:

#### I. Compensation:

1. Annual Gross Salary: ₹ 28,066,500 with effect from 01 September 2026 as per the break up given below and subject to the annual increment as may be approved by the Nomination and Remuneration Committee of Directors of the Company and the Board of the Company from time to time (up to a maximum limit of ₹ 40,000,000 including the annual increment).

Particulars	₹
Basic Salary	14,033,250
Contribution to Provident Fund	1,683,990
Flexible Allowance	12,349,260
<b>Total</b>	<b>28,066,500</b>

For the purpose of calculating the above annual gross salary, perquisites shall be evaluated as per the Income Tax Rules, wherever applicable. In the absence of any such Rules, perquisites shall be evaluated at actual cost.

Dr Suresh Ramachandran will not be eligible to any Superannuation Scheme benefits.

2. The annual performance bonus, not exceeding 40% of annual gross salary as may be determined by the Board pursuant to the recommendation of the Nomination and Remuneration Committee based on the results of the performance goals of the preceding fiscal year determined under the evaluation system which is in line with Sumitomo Chemical global performance evaluation standard and which will be calculated based on the following table:

Performance	Bonus (% of annual gross salary)
O-1 (more than 120% of target)	40%
E-2 (100-120% of target)	30%
G-3 (80-100% of target)	20%
U-4 (50-80% of target)	10%

3. If, in any financial year, the Company has no or inadequate profits as per the requirements of the Companies Act, 2013, the Company shall undertake reasonable efforts and follow process to obtain suitable approvals as may be required for payment of remuneration as stated hereinabove to Dr Suresh Ramachandran.

- II. Term: up to 31 May 2028. Dr Suresh Ramachandran will not be liable to retire by rotation.
- III. The annual increment of Dr Suresh Ramachandran will be decided by the Board of Directors on recommendation of Nomination and Remuneration Committee. The next annual increment will be due on 01 April 2027 and thereafter on 01 April 2028.
- IV. Dr Suresh Ramachandran shall devote his full time, ability, attention, energy, knowledge and skill solely for performance of his duties and responsibilities assigned/delegated to him as Managing Director by the Board of Directors.
- V. Dr Suresh Ramachandran shall be entitled to leave and gratuity as per the Company's rules and policies.
- VI. Dr Suresh Ramachandran will be provided car(s) with driver(s) as per the Company's policy to discharge his day to day duties. The Company shall bear costs related to activities/services for the Company's official business purpose such as traveling costs, hotel costs, conveyance, telephone at residence, mobile bills or any other similar costs and such costs shall not be considered as part of his remuneration. As per and subject to the Company's applicable policies, Dr Suresh Ramachandran will be entitled to reimbursement of actual expenses reasonably incurred by him for the Company's official business purpose.
- VII. The Contract can be terminated by either party by giving 180 (one hundred and eighty) days written notice. The Company's total liability to Suresh Ramachandran in the event of termination of employment under this subsection shall be limited to the payment of his salary, benefits and bonus through the effective date of termination.

The Special Resolution at Item No. 7 seeks approval and consent of the members for promotion of Dr Suresh Ramachandran to the position of Managing Director of the Company with effect from 01 September 2026 on the terms and conditions contained in the Contract.

In the opinion of the Board, the promotion of Dr Suresh Ramachandran as Managing Director would be of immense benefit to the Company. The Board, therefore, recommends for the approval of the members the special resolution for promoting Dr Suresh Ramachandran to the position of Managing Director.

Except Dr Suresh Ramachandran, none of the directors, key managerial personnel of the Company or their relatives, is in any way, concerned or interested, financially or otherwise, in the resolution set out at Item No. 7 of the Notice.

Following are the particulars of Dr Suresh Ramachandran:

Name of the Director	Dr Suresh Ramachandran
Date of Birth	12 June 1969
Date of Appointment	Whole-time Director with effect from 01 June 2023; promotion to the position of Deputy Managing Director with effect from 01 September 2024 and the proposed promotion to the position of Managing Director with effect from 01 September 2026.

Qualifications	M.Sc. (Agriculture) from Tamil Nadu Agricultural University and Ph. D in entomology from University of Georgia, USA
Expertise in specific functional areas	Research & development and launch of new technologies in crop protection products and leading business teams
Experience	Over 28 years
Other Indian companies in which directorship held	Barrix Agro Sciences Private Limited
Other companies in which committee membership/ chairmanship held	None
No. of shares held in the Company as on 31 March 2026	None
Relationship with other Directors and KMPs	None
Number of Board Meetings attended during the year 2025-26	4
Remuneration drawn in 2025-26	₹ 27.41 million
Remuneration and other terms and conditions of appointment	As specified in the Contract.

Dr Suresh Ramachandran has not resigned as a director of any listed entity in the past 3 (three) years.

#### Item No. 8

It is proposed to appoint Mr Chetan Shah, presently Managing Director of the Company, as Non-Executive Non-Independent Director of the Company with effect from 01 September 2026, after completion of his tenure as Managing Director on 31 August 2026. An Ordinary Resolution proposing appointment of Mr Chetan Shah as Non-Executive Non-Independent Director is included at Item No. 6 of the Notice convening the 26<sup>th</sup> Annual General Meeting.

In view of his expertise, experience and knowledge in the area of agrochemicals business and his familiarity with the Company and its business, the Board has appointed Mr Chetan Shah as Advisor for the period from 01 September 2026 up to 31 August 2027 to advise the Company from time to time on various strategic matters including mentoring the executive directors and ensuing smooth transition/succession and to pay him advisory fees of ₹ 26.5 million for the said period pursuant to the provisions of Section 197 of the Companies Act, 2013 and Article 91 of the Articles of Association of the Company. The overall payment to Mr Chetan Shah during the said period towards advisory fees, Non-Executive Director's Commission and sitting fees will not exceed ₹ 30 million. In the opinion of the Board, the advisory fees of ₹ 26.5 million is fair and reasonable and commensurate with Mr Chetan Shah's role and function as advisor.

Payment to Mr Chetan Shah as advisory fees, commission and sitting fees during FY 2026-27 may exceed fifty percent of the total remuneration of all the Non-Executive Directors.

Pursuant to Regulation 17(6)(ca) of SEBI (Listing Obligations and Disclosure Requirements) Regulations, 2015, ("**LODR**"), approval of shareholders by special resolution is required to be obtained every year, in which the annual remuneration payable to a single Non-Executive Director exceeds fifty percent of the total annual remuneration payable to all Non-Executive Directors.

The Resolution at item no. 8 of the Notice is set out as a Special Resolution approving payment to Mr Chetan Shah pursuant to the requirements of Regulation 17(6)(ca) of the LODR.

The Board recommends the resolution for approval of the members for the proposed payment not exceeding ₹ 30 million for advisory fees, commission and sitting fees to Mr Chetan Shah.

Except Mr Chetan Shah, none of the directors, key managerial personnel of the Company or their relatives, is in any way, concerned or interested, financially or otherwise, in the resolution set out at Item No. 8 of the Notice.

#### Item No. 9

Pursuant to the provisions of Regulation 23 of the SEBI (Listing Obligations and Disclosure Requirements) Regulations, 2015, ("**LODR**") read with Industry Standards on "Minimum information to be provided to the Audit Committee and Shareholders for approval of Related Party Transactions", ("**Industry Standards**") all related party transactions require prior approval of the Audit Committee and all material related party transactions and material modifications thereto require prior approval of members through a resolution. Schedule XII to LODR read with Regulation 23(1) of LODR specify transaction(s) which are considered as 'material transactions.'

Sumitomo Chemical Company, Limited, Japan ("**SCC**"), a leading crop protection company globally, is the Company's holding company with 75% stake in the Company's equity capital and hence a related party. SCC and the Company are in similar businesses i.e. agri-input, public health and animal nutrition products. As a part of its regular business, the Company has business transactions with SCC which comprise purchase, sale and supply of goods (including raw materials, intermediates,

finished products and other items), providing and availing services, reimbursement of expenses, transfer of resources / services and other transactions in the ordinary course of business. The transactions with SCC are at arm's length. All the related party transactions are approved by the Company's Audit Committee pursuant to the provisions of the Companies Act, 2013 and rules made thereunder and LODR. The Audit Committee is furnished certificates duly signed by the Executive Director, Deputy Managing Director and Chief Financial Officer confirming that the transactions placed before it for approval are in the overall interest of the Company. The Audit Committee reviews the same.

The transactions for sale to SCC comprise of the products, originally innovated by SCC, which are manufactured by the Company in India. Similarly, the purchase transactions with SCC involve products, originally innovated by SCC, which the Company distributes in India. The Company also has transactions for services and reimbursement of expenses with SCC. The services include IT-related services, services in connection with market research, market development and assistance for procurement and sale of materials and products. F.Y. 2026-27 onwards, it is proposed to pay royalty to SCC for use of their trademark for selected group of products. The transactions with SCC are carried out with a focus on fairness and transparency, maintaining an arm's length approach. Payment/credit terms for these transactions are in line with industry practice. The margins earned on transactions with SCC are comparable with other products manufactured by the Company or sourced from others. This approach prioritizes safeguarding of interest of the Company and its shareholders, including public shareholders, by ensuring that the Company treats all its stakeholders fairly, without showing any preference towards related parties. These business transactions help smoothen the Company's business operations ensuring consistent and timely flow of required quality and quantity of materials, improved production capacity utilization, access to larger global market for the Company's products and in sustaining growth of business in domestic and export markets. The transactions proposed to be entered into with SCC do not relate to loans, inter-corporate deposits, advances or investments.

The maximum aggregate amount of transactions entered into and proposed to be entered into with SCC during the financial year 2026-27 is estimated at ₹ 16,235 million, which works out to 50.59% of the consolidated sales turnover of the Company for the financial year 2025-26.

Details of the proposed RPTs between the Company and SCC, including the information required to be disclosed in the Explanatory Statement pursuant to the SEBI Master Circular dated 30 January 2026, read with SEBI circular dated 26 June 2025, are as follows:

Minimum information to be provided to the Audit Committee and shareholder for approval of Related Party Transactions as per RPT Industry Standards:

Sr. No.	Particulars of the information	Information provided by the management
<b>Part A: Minimum information of the proposed RPT</b>		
<b>A(1) Basic details of the related party</b>		
1.	Name of the related party	Sumitomo Chemical Company, Limited
2.	Country of incorporation of the related Party	Japan
3.	Nature of business of the related party	Sumitomo Chemical Company, Limited is a diversified chemical company providing solutions in five key sectors: Agro & Life Solutions (crop protection, fertilizers, household insecticides, pharmaceuticals), ICT & Mobility Solutions (IT-related materials, display components, semiconductor materials, battery materials), Advanced Medical Solutions (pharmaceuticals, radiopharmaceuticals, regenerative medicine), Essential & Green Materials (petrochemicals, polymers, synthetic rubbers, industrial chemicals), and Energy & Functional Materials, offering a broad range of chemical products for electronics, automotive, healthcare, agriculture, and daily life, focusing on innovation and sustainability.
<b>A(2) Relationship and ownership of the related party</b>		
1.	Relationship between the listed entity(in case of transaction involving the subsidiary) and the related party – including nature of its concern (financial or otherwise) and the following:	SCC is the Holding Company of the Company

Shareholding of the listed entity, whether direct or indirect, in the related party.	Nil
Where the related party is a partnership firm or a sole proprietorship concern or a body corporate without share capital, then capital contribution, if any, made by the listed entity.	NA
Shareholding of the related party, whether direct or indirect, in the listed entity	75%

**A(3) Details of previous transactions with the related party**

1. Total amount of all the transactions undertaken by the listed entity with the related party during the last financial year.	<b>Sr. No.</b>	<b>Nature of Transactions</b>	<b>FY 2025-26 (₹ in million)</b>
	1.	Sale of goods	1,365.97
	2.	Sale of services	2.36
	3.	Purchase of goods	3,337.58
	4.	Purchase of services	4.84
	5.	Miscellaneous income	19.63
	7.	Reimbursement of expenses	23.39
		<b>Total</b>	<b>4,753.77</b>
2. Total amount of all the transactions undertaken by the listed entity with the related party in the current financial year up to 30 April 2026	₹ 676.73 million		
3. Any default, if any, made by the related party concerning any obligation undertaken by it under a transaction or arrangement entered into with the listed entity during the last financial year.	Nil		

**A(4) Amount of the proposed transactions (All types of transactions taken together)**

1. Amount of the proposed transactions being placed for approval in the meeting of the shareholders.	<b>Sr. No.</b>	<b>Nature of Transactions</b>	<b>FY 2026-27 (₹ in million)</b>
	1.	Sale of Goods	1,500.00
	2.	Purchase of Goods:	
		- Agrochemicals, Environment & Health and Reimbursement of expenses	4,600.00
		- Animal Nutrition*	10,000.00
	3.	Sale of services/ Commission income/ Miscellaneous income/ Reimbursement of expenses	50.00
	4.	Purchase of services/Reimbursement of expenses	65.00
5.	Royalty	20.00	
	<b>Total</b>	<b>16,235.00</b>	

\*The Company has a back-to-back purchase arrangement with SCC select animal nutrition products, which are then sold to customers on a high-seas basis. The terms of the purchase transactions will remain consistent with past practice, with the Company not undertaking pricing or inventory risk or currency risk and operating on a back-to-back order basis arrangements earning fixed margins on such transactions. The purchase price of the product is subject to market dynamics. During FY 2025-26, the reference price was approximately ₹200-211 per kg for 8,740 metric tonnes. Due to recent geopolitical developments, the current price has risen to ₹500 per kg which has been used to estimate the purchase value for 2026-27. This increase may not be sustainable once conditions normalize.

2.	Whether the proposed transactions taken together with the transactions undertaken with the related party during the current financial year would render the proposed transaction a material RPT?	Yes								
3.	Value of the proposed transactions as a percentage of the listed entity's annual consolidated turnover for FY 2025-26, the immediately preceding financial year.	50.59% (In the preceding F.Y. 2025-26, the actual value of transactions with SCC was ₹ 4,753.77 million, which works out to 15.6% of actual consolidated sales turnover. The percentage for 2026-27 appears high owing to short-term temporary volatility for Animal Nutrition products to be purchased from SCC, as explained in the note to the point no. A(4)(1) above. Such levels may not be sustainable once conditions normalize.)								
4.	Value of the proposed transactions as a percentage of subsidiary's annual standalone turnover for the immediately preceding financial year (in case of a transaction involving the subsidiary, and where the listed entity is not a party to the transaction).	NA								
5.	Value of the proposed transactions as a percentage of the related party's annual consolidated turnover for FY 2025-26, the immediately preceding financial year.	1.20 %								
6.	Consolidated Financial performance of the related party for FY 2025-26, the immediately preceding financial year.	<table border="1"> <thead> <tr> <th></th> <th>Amount (JPY in million)</th> </tr> </thead> <tbody> <tr> <td>Turnover</td> <td>2,328,515</td> </tr> <tr> <td>Profit after tax</td> <td>115,402</td> </tr> <tr> <td>Net worth on 31 March 2026</td> <td>744,900</td> </tr> </tbody> </table>		Amount (JPY in million)	Turnover	2,328,515	Profit after tax	115,402	Net worth on 31 March 2026	744,900
	Amount (JPY in million)									
Turnover	2,328,515									
Profit after tax	115,402									
Net worth on 31 March 2026	744,900									

#### A(5) Basic details of proposed transactions

1. Specific type of the proposed transactions (e.g. sale of goods/ services, purchase of Goods / services, giving loan, borrowing etc.)	<b>Sr. No.</b>	<b>Nature of Transactions</b>	<b>FY 2026-27 (₹ in million)</b>
	1.	Sale of Goods	1,500.00
	2.	Purchase of Goods:	
		- Agrochemicals, Environment & Health and Reimbursement of expenses	4,600.00
		- Animal Nutrition*	10,000.00
	3.	Sale of services/ Commission income/ Miscellaneous income/ Reimbursement of expenses	50.00
	4.	Purchase of services/Reimbursement of expenses	65.00
5.	Royalty	20.00	
	<b>Total</b>	<b>16,235.00</b>	

\*The Company has a back-to-back purchase arrangement with SCC for select animal nutrition products, which are then sold to customers on a high-seas basis. The terms of the purchase transactions will remain consistent with past practice, with the Company not undertaking pricing or inventory risk or currency risk and operating on a back-to-back order basis arrangements earning fixed margins on such transactions. The purchase price of the product is subject to market dynamics. During FY 2025-26, the reference price was approximately ₹200-211 per kg for 8,740 metric tonnes. Due to recent geopolitical developments, the current price has risen to ₹500 per kg which has been used to estimate the purchase value for 2026-27. This increase may not be sustainable once conditions normalize.

2.	Details of the proposed transactions	Purchase of goods, Sale of Goods, Sale of Service, Royalty payment, Purchase of Services, commission income, miscellaneous income, reimbursement of expenses
3.	Tenure of the proposed transactions (tenure in number of years or months to be specified)	FY 2026-27
4.	Whether omnibus approval is being sought?	Yes
5.	Value of the proposed transactions during the financial year 2026-27. If the proposed transaction will be executed over more than one financial year, provide estimated break-up financial year-wise.	Aggregate value of the transactions ₹16,235 million as per details given in A(5)(1) above
6.	Justification as to why the RPTs proposed to be entered into are in the interest of the listed entity.	<p><b>Purchases:</b></p> <ul style="list-style-type: none"> <li>The Company sources certain raw materials from SCC, adhering to their specifications, for manufacture of proprietary products which are subsequently sold back to SCC.</li> <li>The Company has a back-to-back purchase arrangement with SCC for select animal nutrition products, which are sold to Indian customers on a high-seas.</li> <li>For several imported proprietary products, SCC is the sole registered import source for the Company.</li> <li>SCC has granted the Company exclusive distribution rights, including the use of their brand-names, under a formal distribution agreement.</li> <li>By undertaking these transactions, the Company is able to earn comparable margins.</li> </ul> <p><b>Sales:</b></p> <ul style="list-style-type: none"> <li>The products are SCC-innovated products. The Company manufactures these products in India at the request and with the support of SCC, for global distribution.</li> <li>SCC is a consistent and reliable buyer, ensuring optimal capacity utilization of the Company's manufacturing facilities.</li> <li>The Company achieves competitive pricing and margin levels through these sales.</li> </ul> <p><b>Other transactions:</b></p> <p>Other transactions with SCC are not material in value and are conducted in the ordinary course of business and are supported by appropriate documentation.</p>
7.	Details of the promoter(s)/ director(s) / key managerial personnel of the listed entity who have interest in the transactions, whether directly or indirectly. a) Name of the director / KMP b) Shareholding of the director/ KMP whether direct or indirect, in the related party	<p>SCC, the promoters, who hold 75% of the Company's equity capital, are interested in transactions.</p> <p>No Director or KMP is interested, whether directly or indirectly, in the transactions / in the related party.</p>
8.	A copy of the valuation or other external party report, if any, shall be placed before the Audit Committee.	NA
9.	Other information relevant for decision making.	All relevant information relating to this business is given in this statement

**Part B: Additional Information****B(1) Disclosure only in case of transactions relating to sale, purchase or supply of goods or services or any other similar business transaction and trade advances**

1.	Bidding or other process, if any, applied for choosing a party for sale, purchase or supply of goods or services.	No bidding process undertaken
2.	Basis of determination of price.	Price is benchmarked to prevailing price in market.
3.	In case of Trade advance (of up to 365 days or such period for which such advances are extended as per normal trade practice), if any, proposed to be extended to the related party in relation to the transaction, specify the following:	
a.	Amount of Trade advance	No trade advance given / taken
b.	Tenure	NA
c.	Whether same is self-liquidating?	NA

**B(7) Disclosure of transactions relating to payment of royalty on selected group of products**

1.	Purpose for which royalty is proposed to be paid to the related party in the current financial year	
a.	For use of brand name/ trademark	Royalty of 3% of net sales on selected group of products is to be paid for use of trademark and technology know-how wherein SCC has granted the Company exclusive rights to use trademarks and the Company has no obligation to procure the Technical Grade Active Ingredient from SCC for manufacturing these products. Currently, royalty is to be paid on two products and some products may be added in future.
b.	For transfer of technology know-how	
c.	For professional fee, corporate management fee or any other fee	
d.	Any other use (specify)	
2.	a) The listed entity may confirm whether the parent company charges royalty at a uniform rate from all group companies in other jurisdiction.	SCC does not charge royalty for similar products from other group companies. Reason for payment of royalty by the Company: a) SCC has granted the Company exclusive rights to use the trademarks; and b) The Company has no obligation to procure the Technical Grade Active Ingredient from SCC for manufacturing these products.  Other group companies, while also granted exclusive trademark rights, remain obligated to procure the Technical Grade Active Ingredient from SCC and therefore are not subject to royalty.
	b) If no, furnish the information below: If royalty is paid to the parent company, disclose royalty received by the parent company from group entities in other jurisdiction: <ul style="list-style-type: none"><li>• Minimum rate of royalty charged along with corresponding absolute amount</li><li>• Maximum rate of royalty charged along with corresponding absolute amount</li></ul>	In view of the explanation mentioned above in B(7)(2)(a), the minimum and the maximum rate of royalty charged is nil for similar products.
3.	Sunset Clause for Royalty payment, if any.	Not Applicable

<b>C(6) Disclosure of transactions relating to payment of royalty on selected group of products</b>	
1. Gross amount of royalty paid by the listed entity or subsidiary to the related party during each of the last three financial years FY 2023-24 FY 2024-25 FY 2025-26	Not Applicable. The Company has not paid royalty to SCC in the past three years.
2. Purpose for which royalty was paid to the related party during the last three financial years. For use of brand name/ trademark For transfer of technology know-how For professional fee, corporate management fee or any other fee <i>Any other use (specify)</i>	Not Applicable for the reason mentioned in C(6)(1) above
3. Royalty paid in last 3 FYs as % of Net Profits of previous FYs FY 2023-24 FY 2024-25 FY 2025-26	Not Applicable for the reason mentioned in C(6)(1) above
4. Percentage or Rate at which royalty has increased in the past 3 years, if any, vis-à-vis rate at which the turnover and profits after tax have increased during the same period.	Not Applicable for the reason mentioned in C(6)(1) above
5. <b>Peer Comparison:</b> Listed entity or its subsidiary paying royalty for any purpose shall also disclose whether any relevant Industry Peer pays royalties for the same purpose, which is disclosed in its audited annual financial statements for the relevant period.	Not Applicable for the reason mentioned in C(6)(1) above

Part B (2) to B (6) of table forming part of RPT Industry Standards is not applicable.

Part C(1) to C(5) forming part of RPT Industry Standards is not applicable.

The Company's related party transactions with SCC have not, thus far, crossed the materiality threshold laid down by LODR. However, for the financial year 2026-27 as a whole, the related party transactions with SCC are expected to exceed the materiality threshold provided in Schedule XII to LODR and may accordingly qualify as material related party transactions.

The Ordinary Resolution at Item No. 9, therefore, seeks approval of the members in terms of Regulation 23 of LODR for material related party transactions entered into / proposed to be entered into with SCC and material modifications, if any, thereto, during the financial year 2026-27 for the amount not exceeding ₹ 16,235 million plus applicable taxes and duties.

In the opinion of the Board, the business transactions with SCC are in the overall interest of the Company and its business. The Board, therefore, recommends the ordinary resolution for the approval of the members.

None of the directors, key managerial personnel of the Company or their relatives is, in any way, concerned or interested, financially or otherwise, in the resolution.

No related party of the Company is eligible to vote in favour of the resolution set out at Item No. 9 pursuant to the provisions of LODR.

**Item No. 10**

In accordance with the provisions of Section 148 of the Companies Act, 2013 ("**the Act**") and the Companies (Audit and Auditors) Rules, 2014 ("**the Rules**"), the Company is required to appoint a cost auditor to audit its cost records.

The Board has appointed M/s GMVP & Associates LLP, Cost Accountants, as the Cost Auditors of the Company for the financial year 2026-27 on the recommendation of the Audit Committee.

The Board has fixed the remuneration of the Cost Auditors at ₹ 550,000 plus applicable taxes and duties and reimbursement of actual out-of-pocket expenses. The remuneration of the Cost Auditors is required to be considered and ratified by the members of the Company pursuant to the Act and the Rules.

The Resolution at Item No. 10 of the Notice is set out as an Ordinary Resolution seeking ratification by the members of the remuneration of the Cost Auditors in terms of Section 148 of the Act and Rules.

The proposed remuneration of the Cost Auditors has been determined in consultation with the Cost Auditors and in the Board's opinion, the remuneration is fair and reasonable and in line with the prevailing industry norms. The Board recommends the ordinary resolution for approval by the members.

None of the directors, key managerial personnel of the Company or their relatives is, in any way, concerned or interested, financially or otherwise, in the resolution set out at Item No. 10.

By Order of the Board of Directors  
For **Sumitomo Chemical India Limited**

**DEEPIKA TRIVEDI**  
Company Secretary & Compliance Officer

Registered Office:  
Building No.1, Ground Floor, Shant Manor Co-op. Housing Society Ltd.  
Chakravarti Ashok 'X' Road, Kandivli (East),  
Mumbai – 400 101.  
*Mumbai, 26 May 2026*

# REPORT OF THE BOARD OF DIRECTORS

## TO THE MEMBERS

Your Directors have pleasure in presenting the Twenty-Sixth Annual Report and the Audited Financial Statements, including Consolidated Financial Statements, of the Company for the year ended 31 March 2026.

### 1. FINANCIAL RESULTS

The salient features of the Company's working are:

	(₹ in Million)	
	2025-26	2024-25
Gross Profit for the year	8,044.30	7,372.50
Less: Depreciation and amortization expense	625.95	632.61
Profit before exceptional items and tax	7,418.35	6,739.89
Less: Exceptional Items relating to past service cost on account of New Labour Codes, 2019	151.86	–
Profit before tax	7,266.49	6,739.89
Less: Tax expense (current and deferred tax)	1,835.10	1,720.41
Profit after Exceptional Items and tax	5,431.39	5,019.48
Add: Balance of Retained earnings brought forward from the previous year	3,606.28	2,292.62
Available retained earnings	9,037.67	7,312.10
Other Comprehensive Income	43.27	(6.59)
	9,080.94	7,305.51
Dividend relating to previous financial year paid during the year	598.97	449.23
Transfer to General Reserve	3,500.00	3,250.00
Retained earnings carried forward to the next year	4,981.97	3,606.28

### 2. DIVIDEND

Your Directors have recommended a dividend of ₹ 1.30 (13%) [previous year ₹ 1.20 (12%)] per equity share on 499,145,736 shares of ₹ 10 each aggregating ₹ 648.89 million (previous year ₹ 598.97 million). The Directors consider this appropriate having regard to the requirements for funds for business and future growth of the Company and in opinion of the Board, the proposed dividend is in line with the Company's Dividend Distribution Policy.

### 3. OPERATIONS

During the year under review, the sale of products increased from ₹ 30,608.32 million in the previous year to ₹ 31,554.64 million. Domestic sales turnover increased from ₹ 23,841.91 million to ₹ 24,847.32 million whereas the export turnover decreased marginally from ₹ 6,766.41 million to ₹ 6,707.32 million. After making provision for depreciation, interest, exceptional item and tax, the net profit during the year under report stands increased to ₹ 5,431.39 million as against ₹ 5,019.48 million in the previous year. There was no charge in the form of exceptional item in the previous year.

The agricultural and agrochemical industry scenario during FY 2025–26 was shaped by a combination of climatic challenges, stable cropping patterns, evolving market dynamics, and continued farmer dependence on crop protection solutions. While overall crop acreage across most regions remained largely stable, supporting agricultural activities and indicating underlying resilience in the sector, the year was significantly impacted by adverse and prolonged rainfall during the monsoon period from July to September, extending into October in certain geographies. Excess rainfall adversely affected key crops such as soybean, cotton, and groundnut, resulting in crop damage, yield losses, and reduced spray opportunities during critical application windows. These weather-related disruptions impacted agrochemical consumption patterns and led to lower-than-expected demand during peak usage periods. At the same time, lower commodity prices for crops, including cotton and soybean, continued to pressure farmer profitability and limit discretionary spending on crop protection inputs, despite stable cultivation patterns. Agrochemical prices, however, remained relatively stable throughout the year, which helped maintain affordability for farmers and supported input accessibility. The industry also witnessed relatively low pipeline inventory levels, influencing supply dynamics and pricing trends across the market. Despite the operational challenges arising from weather variability and subdued farmer sentiment in certain crop segments, the sector demonstrated resilience, supported by stable sowing trends, continued focus on agricultural productivity, and strong farmer reliance on crop protection solutions. A favorable Rabi

season further supported agricultural output and contributed positively to farmer income levels, creating improved sentiment and supporting demand momentum for the subsequent Kharif season. Additionally, broader industry trends such as digital transformation, increasing adoption of advanced crop protection technologies, sustainable agricultural practices, and opportunities arising from global supply chain realignments continued to shape the long-term outlook of the agrochemical industry in India.

#### 4. REGULATORY ORDER FOR GLYPHOSATE USE

In October 2022, the Central Government (“**Government**”) issued a Notification (“**Notification**”) mandating that Glyphosate, a broad spectrum weedicide and an important product for the Company, will be used only through Pest Control Operators. Industry players and associations have filed petitions (“**Petitions**”) before the Hon'ble Delhi High Court (“**Hon'ble Court**”) challenging the Notification. In the course of hearings in the matter, the counsel of the Government has stated that the Notification will not be implemented till the disposal of the Petition. The Petitions are pending before the Hon'ble Court.

#### 5. NEW PRODUCTS/IMPROVEMENTS/EXPANSIONS

The Company continues to maintain ISO 9001, ISO 14001 and ISO 45001 certifications for the manufacturing sites. The Company has also initiated implementation of 5S Workplace Management System, Total Productive Maintenance (TPM) System and Behaviour based safety with a view to achieve higher efficiency, productivity and enhance safety management system. The quality of products is maintained and upgraded to the applicable national and international standards through rigorous pursuit of the quality management systems. The Company continues to enjoy the reputation of a consistent and reliable quality supplier.

In the year under review, your Company continued to pursue initiatives to optimise utilisation of its manufacturing facilities, launch new products and install manufacturing capacities to supply new products in domestic and international markets. The Company continues to take initiatives for introducing new technical grade products and for expanding production capacities.

The Company introduced six new products during the year and continues to focus on scaling up recently launched products, particularly in the agrochemical and biostimulant segments, which are considered critical for long term sustainable growth. Further, the Company has plans to introduce four new patented products during the financial year 2026-27, reinforcing its commitment to innovation and differentiated offerings.

During the year, the Company also continued to pursue its flagship demand generation initiative, “Every Day Farmers’ Day” (EDFD), which was further strengthened through a more focused and high-intensity engagement approach. The campaign enabled direct interaction with over 1.4 million farmers, significantly enhancing farmer connect and channel partner engagement. Supported by robust digital tracking mechanisms, the initiative provided real-time insights to the leadership team and contributed to improved field execution and organizational alignment.

#### 6. OUTLOOK

Agriculture continues to play a vital role in the Indian economy, contributing approximately 15% to the country’s GDP and providing livelihoods to nearly half of the population. While the relative share of agriculture in GDP has moderated over time due to the rapid growth of other sectors, its strategic importance remains significant. The domestic agrochemical market continues to be driven by increasing food demand arising from population growth, along with a growing emphasis on improving crop productivity and quality.

Government initiatives aimed at enhancing farmer income and strengthening rural infrastructure, including Minimum Support Prices (MSPs), direct income support schemes such as PM-KISAN, and continued budgetary allocations to the agriculture sector, are expected to support the long-term growth of the industry. Additionally, Indian agrochemical companies continue to strengthen their position in global markets, with exports constituting a significant share of industry revenues.

While the medium-term outlook for the industry remains positive, the near-term environment is expected to remain challenging. Following a year impacted by adverse weather conditions, the sector faces continued uncertainty due to unpredictable climatic patterns, including the potential influence of El Niño. These conditions may impact cropping patterns, farm incomes, and input consumption.

## REPORT OF THE BOARD OF DIRECTORS (Contd.)

At the same time, the industry is likely to witness cost pressures driven by a depreciating Indian Rupee and rising costs of raw materials, packaging materials, solvents, and logistics. These factors are expected to increase the cost of goods and may necessitate price adjustments across product categories. Additionally, global geopolitical developments and evolving trade dynamics may further influence supply chains and market conditions.

In this context, the Company remains focused on navigating these challenges through prudent cost management, continued emphasis on innovation, strengthening of its product portfolio, and enhanced farmer engagement. With its strong market presence and strategic initiatives, the Company is well-positioned to leverage long-term growth opportunities in the agrochemical sector.

### 7. SAFETY, HEALTH AND ENVIRONMENT

The Company remains committed to reducing its environmental load, enhancing safety, improving quality, and optimizing costs. The Company continues to play the role of a responsible corporate citizen in the fulfilment of its objectives of protecting and enriching the environment and human health and safety. The Company has also adopted Responsible Care Policy and its initiatives demonstrate its commitment towards comprehensive approach for safeguarding environment, health and safety of all stakeholders and aims at achieving and sustaining high standards of performance. The Company regularly reviews and monitors its Quality, Environment, Health, and Safety (QEHS) policies and sustainability initiatives to drive continuous improvement.

The Company's commitment to its safety management programs follows a top-down approach towards establishing, demonstrating, sustaining and improving the safety culture and incorporating the Company's core value of safety in people's daily responsibilities. Regular Safety audit, RC audits, inspections, training programs, safety promotional activities, safety meetings and other safety activities are carried out at regular intervals to strengthen the safety culture.

The Company has adopted plastic waste management process to minimize the amount of 'post-use plastic waste' in the environment through a plastic credit platform dedicated to collection, segregation and recycling of such waste.

The Green initiatives of the company include the use of wind and solar energy, sewage water treatment, rainwater harvesting to improve environment and conservation of natural resources. The Company continues to work towards reducing greenhouse gas emissions in line with Science Based Targets, supporting long-term sustainable economic and social development.

### 8. EDUCATION, LEARNING AND HUMAN RESOURCES

**Our people are the cornerstone of our progress, and their continuous development is fundamental to our long-term success.**

At Sumitomo Chemical India Limited, education, continuous learning, and human capital development remain integral to its long-term growth strategy. The Company continues to invest in building a future-ready workforce through structured training programs, leadership development initiatives, and cross-functional exposure aimed at enhancing technical, managerial, and behavioural competencies, while fostering a culture of innovation, safety, and regulatory compliance. The learning ecosystem is supported by a blend of digital platforms, on-the-job training, and expert-led interventions to ensure continuous upskilling in line with evolving industry requirements.

The Company also places strong emphasis on the selection and retention of talent, with a focus on knowledge, skills, attitude, and cultural alignment. Employee feedback mechanisms are actively leveraged, and relevant, value-adding suggestions are implemented to strengthen organizational effectiveness and enhance employer brand perception, thereby supporting talent attraction and retention.

During the year, the Company continued its structured capability-building initiatives, including "Project Sanvaad (संवाद)" to enhance cross-functional collaboration; the "EDGE and Unnati Workshop Series" to address skill gaps and build a robust leadership pipeline; and "Project Disha" to provide focused development support to high-potential employees and key contributors critical to the organization.

Further, the Company has implemented an e-learning platform, "Zing Learn", through its HRIS portal, "Sumi Pulse", which is being effectively utilized for compliance and developmental training programs. The Sumi Pulse platform, designed with a user-friendly interface, also facilitates employee engagement through features such as surveys, polls, online reward and recognition, and organizational communications.

**Through continuous learning and people-centric initiatives, we remain committed to building a resilient and future-ready organization.**

## REPORT OF THE BOARD OF DIRECTORS (Contd.)

### 9. INSURANCE

The Company continues to carry adequate insurance cover for all its assets against foreseeable perils like fire, flood, earthquake, etc. and continues to maintain the Liability Policy as per the provisions of the Public Liability Insurance Act.

### 10. SUBSIDIARY COMPANIES

Highlights of the financial performance of Barrix Agro Sciences Private Limited, subsidiary, are as follows:

	2025-26 (₹ in Million)	2024-25 (₹ in Million)
Revenue from operations	899.09	582.75
Profit before tax	11.55	62.58
Profit after tax	0.77	63.13

The Company has obtained a certificate from the Statutory Auditors to the effect that the Company is in compliance with the FEMA Regulations with respect to the downstream investment made by it in Barrix Agro Sciences Private Limited.

Excel Crop Care (Africa) Limited, the Company's Tanzania based unlisted and non-material subsidiary, is under voluntary winding up process. The Company holds 99.9% of the equity share capital of Excel Crop Care (Africa) Limited. Its winding up is not likely to materially impact business, commercial activities or financial position of the Company.

Financial statements of the subsidiaries have been considered for preparation of consolidated financial statements.

The Financial Statements and the Reports of the Board of Directors and the Auditors of Barrix Agro Sciences Private Limited are being posted on the Company's website: [www.sumichem.co.in](http://www.sumichem.co.in).

### 11. DISCLOSURE UNDER THE COMPANIES ACT, 2013

Information pursuant to various disclosure requirements prescribed under the Companies Act, 2013 and rules thereunder, to the extent applicable to the Company, is given below. Some of the disclosures have been included at appropriate places in the Corporate Governance Report which forms part of the Board's Report.

**a) Energy Conservation, Technology Absorption and Foreign Exchange earnings and outgo:**

The information on conservation of energy, technology absorption and foreign exchange earnings and outgo stipulated under Section 134(3)(m) of the Companies Act, 2013 read with Rule 8 of the Companies (Accounts) Rules, 2014, is given in **Annexure I**.

**b) Annual Return:**

Annual return as on 31 March 2025 in form MGT-7 filed with the Ministry of Corporate Affairs is available on the Company's website [https://sumichem.co.in/content/uploads/AB6621633\\_signed\\_certified-19-09-2025-09-40-05.pdf](https://sumichem.co.in/content/uploads/AB6621633_signed_certified-19-09-2025-09-40-05.pdf). Annual return as on 31 March 2026 in form MGT-7 will also be posted on the Company's website after the same is filed with the Ministry of Corporate Affairs.

**c) Policy on Directors' appointment, Remuneration Policy and information regarding remuneration:**

Particulars of the Company's Policy on Directors' appointment, Remuneration Policy and information pursuant to Rule 5(1) of the Companies (Appointment & Remuneration) Rules, 2014 are given in **Annexure II**.

**d) Particulars of Loans, Guarantees and Investments:**

Details of Loans, Guarantees and Investments covered under the provisions of Section 186 of the Companies Act, 2013 are given in the notes to the Financial Statements.

**e) Related Party Transactions:**

All contracts/arrangements/transactions entered by the Company during the financial year with related parties were on an arm's length basis.

All related party transactions are placed before the Audit Committee for their approval. Prior omnibus approval of the Audit Committee is obtained for the transactions which are of a repetitive nature. The transactions entered into pursuant to the omnibus and specific approvals are reviewed periodically by the Audit Committee.

## REPORT OF THE BOARD OF DIRECTORS (Contd.)

Pursuant to the provisions of Regulation 23 of the SEBI (Listing Obligations and Disclosure Requirements) Regulations, 2015 ("LODR"), all material related party transactions require approval of the members through a resolution. Schedule XII to LODR read with regulation 23(1) of LODR specify transactions which are considered as "material transactions".

During the year, the Company entered into transactions with Sumitomo Chemical Company, Limited, Japan, the holding company, which are considered 'material transactions' in terms of LODR. The shareholders had accorded their approval to the transactions with Sumitomo Chemical Company, Limited through an ordinary resolution passed at the annual general meeting held on 04 August 2025.

The Company is seeking approval of the shareholders, through an ordinary resolution at the ensuing annual general meeting, for the transactions entered into/proposed to be entered into with the holding company during the financial year 2026-27 for an amount not exceeding ₹ 16,235 million.

Form for disclosure of particulars of material transactions entered into by the Company with Sumitomo Chemical Company, Limited, Japan, a related party, as required under Section 188(1) of the Companies Act, 2013 on an arm's length basis are summarised in Form AOC-2 in **Annexure III**.

The same are also given in note 39 to the Standalone Financial Statements.

The Company's Policy on related party transactions as approved by the Board may be accessed on the Company's website: <https://sumichem.co.in/pdf/25-26/modified-rpt-policy-2026.pdf>

**f) Business Risk Management:**

The Board has constituted Risk Management Committee pursuant to the provisions of Regulation 21 of SEBI (Listing Obligations and Disclosure Requirements) Regulations, 2015 to identify and monitor risks faced by the Company.

The Committee deliberates on the major enterprise and business risks identified by the management, analysis of their impact and mitigation measures for addressing the risks. The major risk areas identified relate to risks associated with material procurement and manufacturing operations, regulatory risks, cyber security / IT related risks, human resources related risks, currency risks, credit risks mainly associated with exports and insurance adequacy risks.

In opinion of the Board, there is no element of risk which may pose serious threat to the existence of the Company.

**g) Evaluation of performance of the Board, Committees of Directors and Individual Directors:**

The Board has adopted a formal mechanism for evaluating its performance as well as that of its Committees and individual Directors, including performance of the Chairman of the Board. As a part of this mechanism, a structured questionnaire, approved by the Company's Nomination and Remuneration Committee, is used to carry out evaluation of performance of the Board, Committees of Directors and individual Directors. The questionnaires take into consideration various criteria and factors.

**h) Material orders passed by the regulatory authorities or courts/material changes or commitments:**

There are no material orders passed by regulators or courts which can impact the going concern status of the Company and its future operations. There are no material changes or commitments occurring after 31 March 2026 which may affect the financial position of the Company.

**i) Internal Financial Controls and their adequacy:**

The Company has adequate system of internal controls to safeguard and protect from loss, unauthorised use or disposition of its assets. All the transactions are properly authorised, recorded and reported to the management. The Company is following all the applicable Accounting Standards for proper maintenance of books of accounts and for financial reporting.

**j) Disclosure relating to Sexual Harassment of Women at Workplace (Prevention, Prohibition and Redressal) Act, 2013:**

The Company has complied with the provisions relating to constitution of Internal Complaints Committee under the Sexual Harassment of Women at Workplace (Prevention, Prohibition and Redressal) Act, 2013.

## REPORT OF THE BOARD OF DIRECTORS (Contd.)

During the year 2025-26, the Company did not receive any complaint of sexual harassment. There were no complaints pending at the beginning and at the end of financial year.

**k) Disclosure relating to Maternity Benefit Act, 1961.**

The Company has complied with the provisions of the Maternity Benefit Act, 1961.

**l) Performance of subsidiaries:**

Details of performance and financial position of the subsidiary companies are given in Form AOC-1 in **Annexure IV**.

The Company has no associate company.

**m) Corporate Social Responsibility (CSR) initiatives:**

The Company has formulated its Corporate Social Responsibility Policy which is posted on its website:

<https://sumichem.co.in/pdf/Corporate%20Social%20Responsibility%20Policy.pdf>

A brief outline of the Policy and the Annual Report on CSR Activities is given in **Annexure V**.

**n) Particulars of Employees:**

The information required under Section 197 of the Companies Act, 2013 read with Rule 5(2) of the Companies (Appointment and Remuneration of Managerial Personnel) Rules, 2014 is given in **Annexure VI**.

**o) Secretarial Audit Report:**

The Report of M/s M K Saraf & Associates LLP, the Secretarial Auditors, is attached as **Annexure VII**.

**p) Secretarial Standards:**

The Company has complied with the applicable 'Secretarial Standards on Meetings of the Board of Directors - SS 1' and 'Secretarial Standards on General Meetings - SS 2'.

## 12. DIRECTORS AND KEY MANAGERIAL PERSONNEL

Dr Suresh Ramachandran, Deputy Managing Director, retires by rotation and being eligible, offers himself for reappointment.

The second term of Dr Mukul G Asher, Independent Director, would conclude on 31 August 2026.

The Board places on record its deep appreciation for Dr Mukul G Asher's immense contribution in Board and Committee deliberations and in formulating business strategies and policies and business planning and in the areas of risk management, business systems, procedures and processes, internal control and governance.

The tenures of Mr Chetan Shah, Managing Director and Mr Sushil Marfatia, Executive Director, would come to an end on 31 August 2026. The Board places on record its deep appreciation for rich contribution of Mr Chetan Shah and Mr Sushil Marfatia in leadership provided to the Company and in growing its business over the years.

In view of his experience, expertise and knowledge of the industry and his familiarity with the Company and its business, it is proposed to appoint Mr Chetan Shah as Non – Executive Non – Independent Director of the Company with effect from 01 September 2026 to ensure that the Company continues to benefit from his guidance, knowledge, experience and expertise. An ordinary resolution seeking consent of the members for appointment of Mr Chetan Shah as Non – Executive Non – Independent Director forms part of the notice of the ensuing annual general meeting.

The first term of Mr N Sivaraman, Independent Director, would conclude on 31 August 2026.

Mr N Sivaraman is proposed to be reappointed as Independent Director for the second term for a period of 3 (Three) consecutive years from 01 September 2026 up to 31 August 2029 subject to Special Resolution to be passed by the members at the annual general meeting to be held on 27 July 2026.

In opinion of the Board, Mr N Sivaraman, the Independent Director proposed to be reappointed, is person of high integrity and possesses relevant expertise and experience.

A Special Resolution proposing appointment of Mr Anand Mohan Tiwari as independent Director for a term of 2 (two) consecutive years from 31 August 2026 up to 30 August 2028, forms part of the notice of ensuing annual

## REPORT OF THE BOARD OF DIRECTORS (Contd.)

general meeting. In the Board's opinion, Mr Anand Mohan Tiwari is a person of high integrity and possesses relevant expertise and experience and his appointment will be beneficial to the Company.

The Board of Directors, at its meeting held on 26 May 2026, has approved to promote Dr Suresh Ramachandran to the position of Managing Director with effect from 01 September 2026 for the remainder period of his current term as Deputy Managing Director i.e. up to 31 May 2028.

At the ensuing annual general meeting, a Special Resolution is proposed for obtaining consent of the members for promotion of Dr Suresh Ramachandran, Deputy Managing Director, to the position of Managing Director with effect from 01 September 2026 for his existing tenure up to 31 May 2028.

### 13. DIRECTORS' RESPONSIBILITY STATEMENT

Pursuant to Section 134(3)(c) of the Companies Act, 2013, the Directors confirm that:

- (a) in the preparation of the annual accounts, the applicable accounting standards have been followed and that no material departures have been made from the same;
- (b) they have selected such accounting policies and applied them consistently and made judgments and estimates that are reasonable and prudent so as to give a true and fair view of the state of affairs of the Company at the end of the financial year and of the profit of the Company for that period;
- (c) they have taken proper and sufficient care for the maintenance of adequate accounting records in accordance with the provisions of the Companies Act, 2013 for safeguarding the assets of the Company and for preventing and detecting fraud and other irregularities;
- (d) they have prepared the annual accounts on a going concern basis;
- (e) they have laid down internal financial controls to be followed by the Company and that such internal financial controls are adequate and are operating effectively; and
- (f) they have devised proper systems to ensure compliance with the provisions of all applicable laws and that such systems are adequate and are operating effectively.

Based on the framework of internal financial controls and compliance systems established and maintained by the Company, the work performed by the internal, statutory and secretarial auditors and external consultants, including the audit of internal financial controls over financial reporting by the statutory auditors and the reviews performed by management and the relevant board committees and the management's assessment of adequacy and effectiveness of internal financial controls, the Board is of the opinion that the Company's internal financial controls were adequate and effective during the year 2025-26.

Messrs BSR & Co. LLP, the statutory auditors, who have audited the Company's financial statements for the year 2025-26, have given their report on the Company's internal control over financial reporting as defined by Section 143 of the Companies Act, 2013, which Report is annexed as Annexure B to the Independent Auditor's Report.

### 14. BUSINESS RESPONSIBILITY AND SUSTAINABILITY REPORT

Business Responsibility and Sustainability Report (BRSR) prepared in the prescribed form pursuant to Regulation 34 of the SEBI (Listing Obligations and Disclosure Requirements) Regulations, 2015, in relation to initiatives taken from environmental, social and governance perspective, forms part of the Annual Report. Messrs Chokshi & Chokshi LLP, Chartered Accountants, have given certificate of assurance in relation to BRSR Core of the Company for FY 2025-26, the certificate is enclosed with the Business Responsibility and Sustainability Report.

### 15. CORPORATE GOVERNANCE

Your Company is committed to the principles of good corporate governance and the Board of Directors lays strong emphasis on transparency, accountability and integrity. Your Company has complied with all the requirements of the Code of Corporate Governance contained in SEBI (Listing Obligations and Disclosure Requirements) Regulations, 2015 and, pursuant thereto, Management Discussion and Analysis and the Corporate Governance Report are annexed and form part of the Annual Report.

## REPORT OF THE BOARD OF DIRECTORS (Contd.)

### 16. AUDITORS' REPORTS

The Independent Auditor's Reports on Financial Statements, including Consolidated Financial Statements, of the Company for the year ended 31 March 2026, issued by Messrs BSR & Co. LLP, the Auditors, are enclosed with the Financial Statements in this Annual Report. The Independent Auditors' Reports are unmodified and do not contain any qualification, reservation or adverse remark.

### 17. COST RECORDS AND COST AUDIT REPORT

The Company prepares and maintains cost records as specified by the Central Government under Section 148(1) and rules made thereunder. The cost records for the year 2024-25 were subjected to cost audit by Messrs GMVP & Associates LLP, Cost Auditors. The Cost Audit Report for the financial year 2024-25 issued by the Cost Auditors was filed with the Ministry of Corporate Affairs on 25 August 2025 vide SRN: AB6200708.

### 18. ACKNOWLEDGEMENTS

Your Directors wish to place on record their sincere appreciation of the wholehearted co-operation received from the Company's Shareholders, Bankers, various authorities of the Governments and business associates.

For and on behalf of the Board of Directors

**CHETAN SHAH**  
Managing Director  
DIN: 00488127

**SUSHIL MARFATIA**  
Executive Director  
DIN: 07618601

Mumbai, 26 May 2026

## ANNEXURE - I TO THE REPORT OF THE BOARD OF DIRECTORS

Particulars of Energy Conservation, Technology Absorption and Foreign Exchange Earnings and Outgo under Section 134 of the Companies Act, 2013 read with Rule 8(3) of the Companies (Accounts) Rules, 2014.

### (A) CONSERVATION OF ENERGY

(i) *Steps taken for conservation of energy and impact:*

During the year, the Company continued its effort towards conservation of energy and took the following steps for the said purpose:

- Replacement of low efficiency equipment, pumps and motors with energy efficient equipment, pumps, motors and compressors.
- Waste heat recovery system is adopted to enhance thermal efficiency of boiler.
- Use of LED lights replacing the conventional CFL lights.

The measures undertaken for conservation of energy resulted in savings of power and fuel cost.

(ii) *Steps taken by the Company for utilizing alternative sources of energy:*

As a part of its long-term sustainability plan, the Company has taken several initiatives for utilising alternate fuel sources and renewable sources of energy. Under these key initiatives, the Company has installed windmills and solar power generation units over the years. Two more solar power plants have been installed in Gujarat and one plant is under installation in Maharashtra. The power generated by the windmills and solar power plants is captively consumed for the Company's industrial operations.

(iii) *Capital investment on energy conservation equipments: ₹ 162.38 million*

### (B) TECHNOLOGY ABSORPTION

a) *Major efforts made towards technology absorption:*

- i. Backward integration for some of the existing molecules/intermediates to attain self-sufficiency and to remain competitive.
- ii. Enhancement of batch size(s) for technical products to maximize capacity utilization.
- iii. In-house process improvement for recovery of material from waste water for reducing environmental load, enhance safety, improve quality and reduce cost.
- iv. Pilot level scale-up of processes to generate technical and safety related data.
- v. Generation of in-house non-GLP chemistry data for registration of products for domestic and international markets.
- vi. Development of new formulations and scale-up technologies for commercial production and to enhance production capacity of liquid and solid formulations.
- vii. Upgrading synthetic and analytical laboratories with modern scientific tools in order to cater to newer chemistries.
- viii. Purity and impurity profiling of molecules for registration of products for domestic and international markets.
- ix. Introduction of new hardware/technologies for improving packaging and packing productivity.

b) *Benefits derived as a result of the above efforts:*

The above efforts enable the Company to develop and commercialise newer generic technical, formulations and combi-formulations using greener and efficient chemistries and enhance product competitiveness.

c) *Information regarding imported technology (imported during last three years):*

The Company has not imported any technology.

d) *Expenditure incurred on research and development:*

	(₹ Million)
(a) Capital	17.97
(b) Recurring	125.74
(c) Total	143.71
(d) Total R & D expenditure as a percentage of total turnover	0.45%

### (C) FOREIGN EXCHANGE EARNINGS AND OUTGO

The Company's total foreign exchange earnings in 2025-26 amounted to ₹ 6,563.03 million. The amount of foreign exchange used was ₹ 7,089.76 million.

## ANNEXURE - II TO THE REPORT OF THE BOARD OF DIRECTORS

Policy on Directors' appointment and remuneration, Remuneration Policy and information regarding remuneration:

### (a) Policy on Directors' appointment and remuneration:

- i. The Policy lays down criteria for determining qualifications, skills, experience, expertise, competencies, integrity, positive attributes and independence for appointment of Executive and Non-Executive Directors and to determine their remuneration.
- ii. The Policy also endeavours to ensure Board diversity in terms of gender, thought process, experience, knowledge and perspective and strives to evolve succession plans for the Board.
- iii. The Policy strives to devise remuneration levels for the Directors taking into account individual performance and strives to attract and retain talent relevant to the Company.
- iv. The Policy also lays down criteria for evaluation of performance of Directors.
- v. A Whole-Time Director shall not hold office as Whole-Time Director in any other Company except in the Company's subsidiary. However, Managing Director may hold office of Managing Director in one more Company with specific approval of the Nomination and Remuneration Committee and the Board, subject to the provisions of the Companies Act, 2013 and rules made thereunder.
- vi. A Managing Director/Whole-Time Director shall be appointed for tenure of up to five years.
- vii. An Independent Director shall be appointed for a term not exceeding five years and may be reappointed for the second term of up to five years, subject to the provisions of the Companies Act, 2013 and rules made thereunder.
- viii. The remuneration, including annual performance bonus of the Managing Director and Whole-Time Directors shall be determined and recommended by the Nomination and Remuneration Committee to the Board and shall be subject to the approval of the Board within the overall remuneration approved by a resolution of the members.
- ix. The minimum remuneration of Managing Director/Whole-Time Director in case of loss or inadequacy of profit in a particular year shall be in accordance with the provisions of the Companies Act, 2013 and rules made thereunder. The Company shall, however in such a case, undertake reasonable efforts and follow the process to obtain suitable approval as may be required for payment of such higher remuneration to the Director as has been agreed to with the Director.
- x. The Non-Executive Directors shall be paid sitting fees for attending meetings of the Board and Committees of Directors. The amount of sitting fees shall be determined by the Board from time-to-time within and subject to the limits stipulated by the Companies Act, 2013 and rules made thereunder.
- xi. The Non-Executive Directors shall be paid commission, not exceeding in the aggregate 1% of the net profits of the Company, computed in the manner laid down in the Companies Act, 2013 and rules thereunder. Individual Director shall be paid commission within the overall limit of 1% of net profits as the Board may determine taking into account the number of Meetings attended, contribution in deliberations in meetings and such other criteria and factors as the Board may deem fit.
- xii. A Non-Executive Director may be appointed Advisor, Consultant or in any other capacity on a fees/remuneration as may be determined by the Board of Directors subject to approval of the members as required under the Companies Act, 2013 and rules made thereunder and/or SEBI (Listing Obligations and Disclosure Requirements) Regulations, 2015.
- xiii. The Company shall bear costs and expenses incurred by the Directors for attending meetings of the Board/ Committees of Directors / members and for attending to the Company's official business.

### (b) Remuneration Policy for the Management Employees:

- (I) In determining the remuneration of the Senior Management Employees (i.e. KMPs, HODs and Management cadre employees) the Company ensures/considers the following:
  - (i) The relationship of remuneration and performance benchmark is clear.
  - (ii) The balance between fixed and incentive pay reflecting short and long term performance objectives, appropriate to the working of the Company and its goals.
  - (iii) The remuneration is divided into two components viz. fixed component comprising of salaries, perquisites and retirement benefits and variable component comprising of performance bonus/incentive etc.
  - (iv) The remuneration including annual increment and performance incentive is based on the criticality of the roles and responsibilities, the Company's performance, individuals' performance vis-a-vis KRAs, industry benchmark and current compensation trends in the market.

- (II) The Company carries out individual performance review based on the Standard Appraisal Matrix and takes into account the Appraisal Score Card and other factors mentioned herein-above while fixing the annual increment and performance incentives.
- (c) Remuneration of employees in staff/worker categories is based on periodical agreements/understandings reached through negotiations with Trade Union/Employees' Representatives. The increase in their remuneration depends upon such agreements/understandings.
- (d) The Company follows its Remuneration Policy in determining employee remuneration.
- (e) This Policy is also available on the Company's website <https://sumichem.co.in/investors-relations.php#Governance>

#### DISCLOSURE PURSUANT TO RULE 5(1) OF THE COMPANIES (APPOINTMENT AND REMUNERATION OF MANAGERIAL PERSONNEL) RULES, 2014

1. Remuneration of Directors, Company Secretary and Chief Financial Officer in 2025-26:

Sr. No.	Director(s)/KMP(s)	Remuneration (₹ Million)	Ratio to Median Remuneration of employees	% increase/ (decrease) in remuneration in 2025-26 over 2024-25
1	Dr Mukul G Asher, Non-Executive Director	3.41	4.38	2.71
2	Mr Chetan Shah, Managing Director	98.05	125.96	10.00
3	Mr Sushil Marfatia, Executive Director	32.71	42.02	10.78
4	Dr Suresh Ramachandran, Deputy Managing Director	27.41	35.21	23.71
5	Mr Tadashi Katayama, Non-Executive Director	Nil	Not applicable	Not applicable
6	Mr Ninad D Gupte, Non-Executive Director	3.18	4.08	1.28
7	Mrs Preeti Mehta, Non-Executive Director	3.39	4.35	2.89
8	Mr Masanori Uzawa, Non-Executive Director	Nil	Not applicable	Not applicable
9	Mr N Sivaraman, Non-Executive Director	3.32	4.26	75.66
10	Ms Deepika Trivedi, Company Secretary & Compliance Officer	3.34	Not Applicable	44.41
11	Mr Anil Nawal, Chief Financial Officer	18.44	Not Applicable	34.12

2. The median remuneration of employees increased by 8.14% in 2025-26 over 2024-25.
3. The average remuneration of employees (other than Managing Director, Executive Director and Deputy Managing Director) increased by 7.76% in 2025-26 over 2024-25. Overall remuneration of managerial personnel increased by 14.67% in 2025-26 over 2024-25. The main reason for the difference in increase is that managerial remuneration is based on industry standards whereas remuneration increase given to a large section of employees is based on periodical agreements/understandings reached through negotiations with their Trade Union/Employees' Representatives.
4. The performance bonus for Mr Chetan Shah, Managing Director and annual performance bonus for Mr Sushil Marfatia, Executive Director and Dr Suresh Ramachandran, Deputy Managing Director is paid in accordance with the terms of their appointment. The annual performance bonus is based on the specified criteria and is determined by the Board pursuant to the recommendation of the Nomination and Remuneration Committee on the basis of the results of the performance goals of the preceding fiscal year determined under the evaluation system which is in line with Sumitomo Chemical global performance evaluation standard.
5. Non-Executive Directors are paid commission not exceeding 1% of the net profits of the Company computed under Section 198 of the Companies Act, 2013 and the same is paid to individual Directors as determined by the Board.
6. The total number of employees on the Company's rolls as on 31 March 2026 is 1,622.

# ANNEXURE - III TO THE REPORT OF THE BOARD OF DIRECTORS

## FORM NO. AOC-2

*[Pursuant to clause (h) of sub-section (3) of Section 134 of the Act and  
Rule 8(2) of the Companies (Accounts) Rules, 2014]*

Form for disclosure of particulars of contracts/arrangements entered into by the company with related parties referred to in sub-section (1) of section 188 of the Companies Act, 2013 including certain arm's length transactions under third proviso thereto

1. Details of contracts or arrangements or transactions not at arm's length basis – None.
2. Details of material contracts or arrangement or transactions at arm's length basis:
  - a) Name of the related party and nature of relationship – Sumitomo Chemical Company, Limited, Japan, holding company.
  - b) Nature of contracts/arrangements/transactions – Purchase of goods and services, sale of goods and services, miscellaneous income, reimbursement of expenses and dividend paid.
  - c) Duration of the contracts/arrangements/transactions – Financial Year 2025-26.
  - d) Salient terms of the contracts or arrangements or transactions including the value, if any:

	(₹ in million)
Sale of Goods	1,365.97
Sale of Services	2.36
Purchase of Goods	3,337.58
Purchase of Services	4.84
Miscellaneous Income	19.63
Reimbursement of expenses	23.39
Dividend paid	449.23
<b>Total</b>	<b>5,203.00</b>

- e) Date(s) of approval by the Board, if any – Not Applicable
- f) Amount paid as advances, if any – Not Applicable

For and on behalf of the Board of Directors

**CHETAN SHAH**  
Managing Director  
DIN: 00488127

**SUSHIL MARFATIA**  
Executive Director  
DIN: 07618601

Mumbai, 26 May 2026

## ANNEXURE - IV TO THE REPORT OF THE BOARD OF DIRECTORS

**FORM AOC - 1**  
Statement containing salient features of the financial statement of subsidiaries / associate companies / joint ventures

**PART A - SUBSIDIARIES**

Sr. No.	Name of the Company	Reporting Currency	Exchange Rate	Capital	Reserves	Total Assets	Total Liabilities	Investment Other than Investment in Subsidiary Companies	Turnover	Profit/ (Loss) Before Taxation	Provision for Taxation	Profit After Taxation	Proposed Dividend	(₹ Million) % of Holding
1	Barrix Agro Sciences Private Limited	INR	-	0.41	270.34	575.74	304.99	-	899.10	11.53	10.78	0.75	-	85.00%
				(0.41)	(258.40)	(520.98)	(262.17)	-	(582.75)	(62.58)	(-0.54)	(63.12)	-	(85.00%)
2	Excel Crop Care (Africa) Limited	TZS	0.0367	5.49	8.22	14.14	0.43	-	-	-1.03	-	-1.03	-	99.94%
			(0.0323)	(5.49)	(8.22)	(14.14)	(0.43)	-	-	-	-	-	-	(99.94%)

(Figures in brackets relate to the Previous Year)

Notes:

- (a) Shares in Excel Crop Care (Africa) Limited, Tanzania, acquired on 15 June 2010.  
(b) Shares in Barrix Agro Sciences Private Limited, Bengaluru, acquired on 15 December 2023.
- Excel Crop Care (Africa) Limited, Tanzania, an unlisted subsidiary of the Holding Company has applied for voluntarily winding up effective from 31 March 2024 since it was not having significant business / commercial activities / sales.
- As required by the notification issued by MCA, Indian Rupees equivalent of the figures given in foreign currencies in the accounts of the foreign subsidiaries have been given based on exchange rate as on 31 March 2026 for Balance Sheet items and at average exchange rate for Revenue items.
- The Company does not have Associate and Joint Ventures as on 31 March 2026, hence Part B is not applicable.

Mumbai, 26 May 2026

<b>CHETAN SHAH</b>	<b>SUSHIL MARFATIA</b>	<b>ANIL NAWAL</b>	<b>DEEPIKA TRIVEDI</b>
Managing Director	Executive Director	Chief Financial Officer	Company Secretary

# ANNEXURE - V TO THE REPORT OF THE BOARD OF DIRECTORS

## 1. Brief outline on CSR Policy of the Company:

The Company's CSR Policy, which is available on the website of the Company <https://sumichem.co.in/investors-relations.php#Governance>, encompasses the Company's philosophy for delineating its responsibility as a corporate citizen and lays down the guidelines and mechanism for undertaking socially useful programmes for welfare and sustainable development of the community at large.

CSR initiatives of the Company aim towards inclusive development of communities through a range of social interventions, enhancing skills and building social infrastructure to improve their livelihood. Our CSR approach focuses on development of communities around the vicinity of our plants and other offices for the benefit of different segments of the society, specifically the deprived, underprivileged and differently abled persons.

## 2. Composition of CSR Committee:

Sr. No.	Name of Director	Designation/Nature of Directorship	Number of meetings of CSR Committee held during the year	Number of meetings of CSR Committee attended during the year
i.	Mr Chetan Shah, Chairman of CSR Committee	Managing Director	1	1
ii.	Mr Sushil Marfatia	Executive Director	1	1
iii.	Mr Ninad D Gupte	Non-Executive Director	1	1
iv.	Mrs Preeti Mehta	Independent Director	1	1

3.	The web-link(s) where Composition of CSR Committee, CSR Policy and CSR Projects approved by the board are disclosed on the website of the Company	: <a href="https://sumichem.co.in/investors-relations.php">https://sumichem.co.in/investors-relations.php</a>
4.	The executive summary along with web-link(s) of Impact Assessment of CSR Projects carried out in pursuance of sub-rule (3) of rule 8, if applicable	: No impact assessment carried out
5.	a) Average net profit of the Company as per sub-section (5) of section 135	: ₹ 6189.80 Million
	b) Two percent of average net profit of the Company as per sub-section (5) of section 135	: ₹ 123.80 Million
	c) Surplus arising out of the CSR Projects or programmes or activities of the previous financial years	: Nil
	d) Amount required to be set-off for the financial year, if any	: Nil
	e) Total CSR obligation for the financial year [(b)+(c)-(d)]	: ₹ 123.80 Million
6.	a) Amount spent on CSR Projects (both Ongoing Project and other than Ongoing Project)	: ₹ 123.98 Million
	b) Amount spent in Administrative Overheads	: Nil
	c) Amount spent on Impact Assessment, if applicable	: Nil
	d) Total amount spent for the Financial Year [(a)+(b)+(c)]	: ₹ 123.98 Million
	e) CSR amount spent or unspent for the Financial Year:	: Nil

f) Excess amount for set-off, if any	<b>Sl. No.</b>	<b>Particulars</b>	<b>Amount (₹ in Million)</b>
	(1)	(2)	(3)
	i.	Two percent of average net profit of the company as per sub-section (5) of section 135	123.80
	ii.	Total amount spent for the Financial Year	123.98
	iii.	Excess amount spent for the Financial Year [(ii)-(i)]	0.18
	iv.	Surplus arising out of the CSR projects or programmes or activities of the previous Financial Years, if any	Nil
v.	Amount available for set off in succeeding Financial Years [(iii)-(iv)]	0.18	

**7. Details of Unspent Corporate Social Responsibility amount for the preceding three Financial Years:**

(₹ in Million)

1	2	3	4	5	6		7	8
Sl. No.	Preceding Financial Year(s)	Amount transferred to Unspent CSR Account under subsection (6) of section 135	Balance Amount in Unspent CSR Account under subsection (6) of section 135	Amount Spent in the Financial Year	Amount transferred to a Fund as specified under Schedule VII as per second proviso to subsection (5) of section 135, if any		Amount remaining to be spent in succeeding Financial Years (in ₹)	Deficiency, If any
					Amount	Date of Transfer		
Nil								

**8. Whether any capital assets have been created or acquired through Corporate Social Responsibility amount spent in the Financial Year:**

Yes  No

**9. Specify the reason(s), if the company has failed to spend two per cent of the average net profit as per sub-section (5) of section 135: Not Applicable**

For and on behalf of the Board of Directors

**CHETAN SHAH**  
(Chairman of CSR Committee)

**SUSHIL MARFATIA**  
Executive Director

Place: Mumbai  
Date: 26 May 2026

## ANNEXURE - VI TO THE REPORT OF THE BOARD OF DIRECTORS

Particulars of Employees pursuant to Section 134(3)(q) of the Companies Act, 2013 read with Rule 5(2) of the Companies (Appointment and Remuneration of Managerial Personnel) Rules, 2014

Sr. No.	Name of the Employee	Designation/ Nature of Duties	Remuneration (₹ in Million)	Qualification	Experience	Date of Commencement of employment	Age (Years)	Particulars of last employment
								Employer, last post and period for which post held
1	Chetan Shah	Managing Director	98.05	B.Com., Master of Business Administration	50 Years	01 September 2019	71	Excel Crop Care Limited Managing Director (3 years)
2	Sushil Marfatia	Executive Director	32.71	B.Com., Chartered Accountant	48 Years	07 November 1996	75	New Chemi Industries Pvt. Ltd. C.E.O. (15 years)
3	Suresh Ramachandran	Deputy Managing Director	27.41	M.Sc. (Agri.), Ph.D.	27 Years	03 March 2021	56	Indofil Business Head – India Agro (2 years)
4	Kunal Suresh Mittal	Senior Vice President – Planning and Coordination Office	29.43	B.Com, Chartered Accountant	24 Years	15 January 2020	43	KPMG India / BMR Advisors Director (12 years)
5	Kalpesh Patel	Vice President – Sales & Marketing (ASD Basic 1 & 2)	28.16	B.Sc. (Agri.)	37 Years	18 February 2013	58	FMC India Marketing Manager (7 years)
6	Pankaj Garara	Vice President – Sales & Marketing	21.82	B.Sc. (Agri.)	34 Years	02 May 2011	57	Monsanto India Regional Sales Manager (13 years)
7	Fumio Suzuki	Vice President – Planning and Coordination Office	21.52	Bachelor of Law, University of Tokyo	35 Years	25 November 2022	57	Sumitomo Chemical Company Ltd. Planning and Co-ordination Office (4 Years)
8	Yoshihisa Inoue	Senior Vice President – Manufacturing	20.27	Master Grade Engineering	32 Years	10 July 2023	56	Sumitomo Chemical Company Ltd. Deputy General Manager (1.2 years)
9	Anil Nawal	Chief Financial Officer	18.44	B.Com, Chartered Accountant and Company Secretary	38 Years	01 September 2019	60	Excel Crop Care Limited Chief Financial Officer (3.5 years)
10	Maddika Nagarjuna Reddy	Vice President – Sales & Marketing	16.96	B.Sc. (Agri.)	34 Years	02 May 2016	58	Adama India General Manager (2 Years)

Sr. No.	Name of the Employee	Designation/ Nature of Duties	Remuneration (₹ in Million)	Qualification	Experience	Date of Commencement of employment	Age (Years)	Particulars of last employment
								Employer, last post and period for which post held
11	Gopalkrishnan Venkataraman	Vice President – Procurement	15.03	B. Tech., P.G. Diploma and IE	40 Years	01 September 2019	66	Excel Crop Care Limited Vice President – Procurement (31 years)
12	Gaganpreet Singh	Vice President – Sales & Marketing	14.96	M.Sc. (Agri.), MBA	30 Years	11 May 2011	52	Sinochem National Sales Manager (1 year)
13	Amit Kumar	Associate Vice President – Marketing	13.53	B.Sc. (Agri.)	20 Years	20 August 2021	46	FMC India Pvt. Ltd. Marketing Head (15 years)
14	Anil Kakkar	Vice President	12.93	M.Sc. and MBA	45 Years	01 September 2019	68	Excel Crop Care Limited Vice President – Marketing (31 years)
15	Prakash Bondre	Vice President – Manufacturing	11.27	B.E.(Chemical), PGD – Industrial Safety	41 Years	01 September 2019	62	Excel Crop Care Limited Vice President – Manufacturing (8 years)
16	Amitava Sanyal	Vice President – Registration & Regulatory	11.23	B.Sc., M.Sc. P.hd and MBA	30 Years	04 November 2010	58	PI Industries General Manager (2 Years)
17	Shivshankar M Pillay	GM – Information Technology	7.33	B.Com, Dip. System Mgmt, Oracle Certification	35 Years	01 September 2019	56	Excel Crop Care Limited GM – Information technology (29 years)
18	Basant Gour	Zonal Manager	3.54	B.Sc. (Agri.)	36 Years	01 September 2019	60	Excel Crop Care Limited Zonal Manager (28 years)
19	Subramaniam Swaminathan lyer	GM – Legal	3.07	B.Com, LLB, LLM	45 years	01 September 2019	68	Excel Crop Care Limited GM – Legal (11 years)
20	Narasimha Narayan Gowda	Staff – Administration	2.31	Non Metric	38 Years	01 September 2019	60	Excel Crop Care Limited Staff Admin. (32 years)

**Notes:**

1. Remuneration includes salary, performance bonus, commission, allowances, value of perquisites, Company's contribution to Provident Fund, Superannuation Fund and National Pension Fund and gratuity paid, if any.
2. The nature of employment is contractual in all the above cases.
3. The employees are not relatives of any Director of the Company.
4. Employee at Sr. No. 17, 18, 19 and 20 were in service only for part of the year.

# ANNEXURE - VII TO THE REPORT OF THE BOARD OF DIRECTORS

Form No. MR-3

Secretarial Audit Report

For the Financial Year Ended 31st March 2026

[Pursuant to Section 204(1) of the Companies Act, 2013 and Rule No. 9 of the Companies (Appointment and Remuneration of Managerial Personnel) Rules, 2014]

To,

The Members,

Sumitomo Chemical India Limited

**CIN: L24110MH2000PLC124224**

Bldg No.1, GF, Shant Manor Co-op Housing Society Ltd

Chakravarti Ashok 'X' Road, Kandivli (E)

Mumbai 400101.

We have conducted the secretarial audit of the compliance of applicable statutory provisions and the adherence to good corporate practices by **Sumitomo Chemical India Limited (L24110MH2000PLC124224)** (hereinafter called the 'Company'). Secretarial Audit was conducted in a manner that provided us a reasonable basis for evaluating the corporate conducts/ statutory compliances and expressing our opinion thereon.

Based on our verification of the Company's books, papers, minute books, forms and returns filed and other records maintained by the Company and also the information provided by the Company, its officers, agents and authorized representatives during the conduct of secretarial audit, we hereby report that in our opinion, the Company has during the audit period covering the financial year ended on 31st March, 2026, complied with the statutory provisions listed hereunder and also that the Company has proper Board-processes and compliance-mechanism in place to the extent, in the manner and subject to the reporting made hereinafter:

We have examined the books, papers, minute books, forms and returns filed and other records maintained by the Company for the financial year ended on 31st March, 2026 according to the provisions of:

- (i) The Companies Act, 2013 (the Act) and the rules made thereunder;
- (ii) The Securities Contracts (Regulation) Act, 1956 ('SCRA') and the rules made thereunder;
- (iii) The Depositories Act, 1996 and the Regulations and Bye-laws framed thereunder;
- (iv) Foreign Exchange Management Act, 1999 and the rules and regulations made there under to the extent of Foreign Direct Investment and Overseas Direct Investment (ODI); The Company has not accepted any External Commercial Borrowings (ECB), and hence ECB Guidelines are not applicable to the Company during the financial year under review.
- (v) The following Regulations and Guidelines prescribed under the Securities and Exchange Board of India Act, 1992 ('SEBI Act');
  - a) The Securities and Exchange Board of India (Substantial Acquisition of Shares and Takeovers) Regulations, 2011;
  - b) The Securities and Exchange Board of India (Prohibition of Insider Trading) Regulations, 2015;
  - c) Securities and Exchange Board of India (Issue of Capital and Disclosure Requirements) Regulations, 2018; **(Not applicable during the period under review)**
  - d) The Securities and Exchange Board of India (Share Based Employee Benefits and Sweat Equity) Regulations, 2021; **(Not applicable during the period under review)**
  - e) Securities and Exchange Board of India (Issue and Listing of Non-Convertible securities) Regulations, 2021; **(Not applicable during the period under review)**
  - f) The Securities and Exchange Board of India (Registrars to an Issue and Share Transfer Agents) Regulations, 1993 and The Securities and Exchange Board of India (Registrars to an Issue and Share Transfer Agents) Regulations, 2025 regarding the Companies Act and dealing with client; **(Not applicable during the period under review)**
  - g) The Securities and Exchange Board of India (Delisting of Equity Shares) Regulations, 2021; **(Not applicable during the period under review)**

- h) The Securities and Exchange Board of India (Buy-back of Securities) Regulations, 2018; **(Not applicable during the period under review)**
- i) The Securities and Exchange Board of India (Listing Obligations and Disclosure Requirements) Regulations, 2015.
- j) The Securities and Exchange Board of India (Depositories and Participants) Regulations, 2018.
- (vi) The Company has further complied with the laws below mentioned, which are specifically applicable to the Company as it is in the business of Pesticides & Agrochemicals:
  - i. The Insecticides Act, 1968 and rules made thereunder
  - ii. The Fertilizers (Control) Order, 1985

We have also examined compliance with the applicable clauses of the following

- (i) Secretarial Standards with regard to Meeting of Board of Directors (SS-1) and General Meetings (SS-2) issued by The Institute of Company Secretaries of India.
- (ii) The Listing Agreements entered into by the Company with Stock Exchanges read with the SEBI (Listing Obligations and Disclosure Requirements) Regulations, 2015.

During the period under review the Company has generally complied with the provisions of the Act, Rules, Regulations, Guidelines and Standards, etc as mentioned above.

We further report that:

- The Board of the Company is duly constituted with proper balance of Executive Directors, Non-Executive Directors and Independent Directors. There were no changes in the composition of the Board of Directors during the period under review.
- Adequate notice is given to all directors to schedule the Board Meetings, agenda and detailed notes on agenda were sent well in advance and a system exists for seeking and obtaining further information and clarifications on the agenda items before the meeting and for meaningful participation at the meeting.
- All decisions were carried through unanimously as recorded in the minutes of the Meetings of the Board of Directors or Committee of the Board, as the case may be.

We further report that there are adequate systems and processes in the company commensurate with its size and operations to monitor and ensure compliance with applicable laws, rules, regulations and guidelines.

We further report that during the audit period, there are no specific events/ actions having a major bearing on the Company's affairs in pursuance of the laws, rules, regulations, guidelines, standards, etc. referred to above.

For M K SARAF & ASSOCIATES LLP  
Company Secretaries

**K.G. SARAF**  
Designated Partner  
**FCS: 1596 | CP: 642**  
PR. 6694/2025  
ICSI UIN : L2025MH018600

Place: Mumbai

Date: 26 May 2026

UDIN : F001596H000494616

Note : This report is to be read with our letter of even date which is annexed as 'ANNEXURE 1' and forms an integral part of this report.

## 'ANNEXURE 1'

To,

The Members,

**Sumitomo Chemical India Limited**

**CIN: L24110MH2000PLC124224**

Bldg No.1, GF, Shant Manor Co-op Housing Society Ltd

Chakravarti Ashok 'X' Road, Kandivli (E)

Mumbai 400101

Our report of even date is to be read along with this letter.

1. Maintenance of secretarial record is the responsibility of the management of the Company. Our responsibility is to express an opinion on these secretarial records based on our audit.
2. We have followed the audit practices and processes as per the Auditing Standards issued by the Institute of Company Secretaries of India to obtain reasonable assurance about the correctness of the contents of the secretarial records. The verification was done on test basis to ensure that correct facts are reflected in secretarial records. We believe that the processes and practices, we followed provide a reasonable basis for our opinion.
3. We have not verified the correctness and appropriateness of financial records and Books of Accounts of the Company.
4. Where ever required, We have obtained the Management representation about the compliance of laws, rules and regulations and happening of events.
5. The compliance of the provisions of Corporate and other applicable laws, rules, regulations, standards is the responsibility of management. Our examination was limited to the verification of procedures on test basis.
6. The Secretarial Audit report is neither an assurance as to the future viability of the company nor of the efficacy or effectiveness with which the management has conducted the affairs of the company.

For M K SARAF & ASSOCIATES LLP  
Company Secretaries

**K.G. SARAF**

Designated Partner

**FCS: 1596 | CP: 642**

PR. 6694/2025

ICSI UIN : L2025MH018600

Place: Mumbai

Date: 26 May 2026

UDIN : F001596H000494616



# CORPORATE GOVERNANCE REPORT

## 1. COMPANY'S PHILOSOPHY ON THE CODE OF CORPORATE GOVERNANCE

Corporate Governance primarily involves transparency, full disclosure, independent monitoring of the state of affairs and being fair to all stakeholders. The Corporate Governance Code has also been incorporated in SEBI (Listing Obligations and Disclosure Requirements) Regulations, 2015.

The Company endeavours not only to meet the statutory requirements in this regard but also to go well beyond them by instituting such systems and procedures as are in accordance with the contemporary trend of making management completely transparent and institutionally sound.

The Company believes in the concept of good Corporate Governance involving transparency, empowerment, accountability and integrity with a view to enhance stakeholders' value. The Company has professionals on its Board of Directors who are actively involved in the deliberations of the Board on all important policy matters.

## 2. BOARD OF DIRECTORS

As on 31 March 2026, the strength of the Board was nine Directors. The Board comprised of Managing Director, Executive Director, Deputy Managing Director and six Non-Executive Directors.

The Company has obtained the requisite disclosures from the Directors in respect of their directorship in other companies and membership/chairmanship in committees of other companies.

Particulars of composition of the Board of Directors as on 31 March 2026 and their attendance at the Board Meetings during the year and at the last Annual General Meeting and also the number of directorships/memberships of committees of other companies are as under:

SR. NO.	NAME AND DIN OF THE DIRECTOR	CATEGORY	NUMBER OF BOARD MEETINGS ATTENDED DURING THE YEAR	WHETHER ATTENDED LAST AGM HELD ON 04 AUGUST 2025	NUMBER OF DIRECTORSHIPS IN OTHER INDIAN COMPANIES	NUMBER OF COMMITTEE* POSITIONS IN OTHER COMPANIES		LISTED COMPANIES IN WHICH DIRECTORSHIP HELD AND CATEGORY OF DIRECTORSHIP
						Chairperson	Member	
1.	Dr Mukul G Asher, (DIN: 00047673) Chairman	Independent, Non-Executive	4	Yes	--	--	--	--
2.	Mr Chetan Shah, (DIN: 00488127) Managing Director	Executive	4	Yes	1	--	--	--
3.	Mr Sushil Marfatia, (DIN: 07618601) Executive Director	Executive	4	Yes	--	--	--	--
4.	Dr Suresh Ramachandran, (DIN: 03110244) Deputy Managing Director	Executive	4	Yes	1	--	--	--
5.	Mr Tadashi Katayama, (DIN: 07628973)	Non-Independent, Non-Executive	4	Yes	--	--	--	--
6.	Mr Ninad D Gupte, (DIN: 00027523)	Non-Independent, Non-Executive	4	Yes	2	1	1	• Excel Industries Limited (Independent Director)

CORPORATE GOVERNANCE REPORT (Contd.)

SR. NO.	NAME AND DIN OF THE DIRECTOR	CATEGORY	NUMBER OF BOARD MEETINGS ATTENDED DURING THE YEAR	WHETHER ATTENDED LAST AGM HELD ON 04 AUGUST 2025	NUMBER OF DIRECTORSHIPS IN OTHER INDIAN COMPANIES	NUMBER OF COMMITTEE* POSITIONS IN OTHER COMPANIES		LISTED COMPANIES IN WHICH DIRECTORSHIP HELD AND CATEGORY OF DIRECTORSHIP
						Chairperson	Member	
7.	Mrs Preeti Mehta, (DIN: 00727923)	Independent, Non-Executive	4	Yes	2	4	2	• Blue Jet Healthcare Limited (Independent Director)
8.	Mr Masanori Uzawa, (DIN: 08782828)	Non-Independent, Non-Executive	4	Yes	--	--	--	--
9.	Mr N Sivaraman, (DIN: 00001747)	Independent, Non-Executive	4	Yes	8	3	6	• Consolidated Construction Consortium Limited (Independent Director) • All Cargo Logistics Limited (Independent Director)

\* Audit Committee, Stakeholders Relationship Committee, Nomination and Remuneration Committee and Corporate Social Responsibility Committee of companies incorporated in India.

None of the Directors of the Company is related to any other Director.

The Company held 4 meetings of its Board of Directors during the year on the following dates:

26/05/2025	04/08/2025	27/10/2025	27/01/2026
------------	------------	------------	------------

During the financial year, there was no instance of the Board not accepting any recommendation of a Committee of Directors.

In the opinion of the Board of Directors, Dr Mukul G Asher, Mrs Preeti Mehta and Mr N Sivaraman, the Independent Directors of the Company, are independent of the Company's management and fulfill the conditions laid down for independence by the Companies Act, 2013 and SEBI (Listing Obligations and Disclosure Requirements) Regulations, 2015. All the Independent Directors have given declarations that they meet the criteria of independence specified in Section 149(6) of the Companies Act, 2013 and Regulation 16(1)(b) of the SEBI (Listing Obligations and Disclosure Requirements) Regulations, 2015.

The Company and its Independent Directors have complied with the Code for Independent Directors prescribed in Schedule IV to the Companies Act, 2013.

Shareholding of Non-Executive Directors in the Company as on 31 March 2026 is as follows:

Mr Ninad D Gupte – 3,060 shares

Dr Suresh Ramachandran, Deputy Managing Director, retires by rotation and is eligible for re-appointment at the ensuing Annual General Meeting. A Special Resolution for promoting Dr Suresh Ramachandran to the position of Managing Director with effect from 01 September 2026 is included at Item No. 7 as Special business in the notice convening the ensuing Annual General Meeting. Particulars of Dr Suresh Ramachandran are stated in the statement pursuant to Section 102 of the Companies Act, 2013 annexed to the notice of the Annual General Meeting under Item No. 7.

## CORPORATE GOVERNANCE REPORT (Contd.)

**MEETING OF INDEPENDENT DIRECTORS**

The Independent Directors held a Meeting on 05 March 2026 to discuss the following matters:

- Evaluation of the performance of Directors, Board and Chairman of the Company; and
- Evaluation of the quality, quantity, content and timeliness of flow of information between the Management and the Board, for the Board to effectively and reasonably perform its duties.

All the three Independent Directors viz. Dr Mukul G Asher, Mrs Preeti Mehta and Mr N Sivaraman attended the meeting.

**FAMILIARIZATION PROGRAMME FOR INDEPENDENT DIRECTORS**

Particulars of the Company's familiarization programme for Independent Directors are disclosed on the Company's website [www.sumichem.co.in](http://www.sumichem.co.in)

**3. AUDIT COMMITTEE****Terms of reference and composition:**

The role of the Audit Committee is to supervise the Company's financial reporting process and disclosure of its financial information, to recommend the appointment of Statutory Auditors, Internal Auditors and Cost Auditors and fixing their remuneration and other terms of their appointment, review and monitor the auditors' independence and performance, to approve the appointment of the Chief Financial Officer, to review and discuss with the Auditors about the adequacy of internal control systems, the scope of audit including the observations of the Auditors, major accounting policies, practices and entries, compliances with Accounting Standards and SEBI (Listing Obligations and Disclosure Requirements) Regulations, 2015 and other legal requirements concerning financial statements, approval and subsequent review of related party transactions, to review the Company's internal financial controls and risk management policies, to review functioning of Whistle Blower Policy, to review Management Discussion and Analysis of financial conditions and results of operations, the financial statements of the Company's subsidiaries and discuss with Internal Auditors any significant findings for follow-up thereon and to review with the Management the Quarterly and Annual Financial Statements before they are submitted to the Board of Directors, scrutiny of loans and investments, reviewing the adequacy of internal audit function and such other roles and functions as may be prescribed from time to time by the Companies Act, 2013 and SEBI (Listing Obligations and Disclosure Requirements) Regulations, 2015.

The Minutes of the Audit Committee Meetings are circulated to the Members of the Board discussed and taken on record.

The Company has complied with the requirements of Section 177 of the Companies Act, 2013 and Regulation 18 of SEBI (Listing Obligations and Disclosure Requirements) Regulations, 2015 as regards the composition of the Audit Committee.

Details of the composition of the Audit Committee of the Company and the attendance by the Members at the Committee Meetings are summarised below:

Name of Director(s)	Category	No of Meetings held	No. of Meetings attended
Mrs Preeti Mehta, Chairperson	Independent, Non-Executive Director	4	4
Dr Mukul G Asher, Member	Independent, Non-Executive Director	4	4
Mr Tadashi Katayama, Member	Non-Independent, Non-Executive Director	4	4
Mr N Sivaraman, Member	Independent, Non-Executive Director	4	4

The Secretary of the Company acts as the Secretary to the Committee.

The Audit Committee met on the following dates during the last financial year:

26/05/2025	04/08/2025	27/10/2025	27/01/2026
------------	------------	------------	------------

Audit Committee Meetings are attended by the Chief Financial Officer and senior finance and accounts executives, when required. The Statutory Auditors, Internal Auditors and Cost Auditors of the Company are invited to the Meetings for discussing their reports.

During the Financial Year 2025-26, the Board has accepted all the recommendations made by the Audit Committee.

#### 4. NOMINATION AND REMUNERATION COMMITTEE

##### Terms of reference and composition:

The Nomination and Remuneration Committee identifies persons who are qualified to become directors and who may be appointed in senior management position in accordance with the criteria laid down and recommend to the Board their appointment and removal.

The Nomination and Remuneration Committee formulates the criteria for determining qualifications, positive attributes and independence of a director and recommends to the Board a policy relating to the remuneration for the directors, key managerial personnel and other employees.

The Nomination and Remuneration Committee formulates criteria for evaluation of performance of Directors, Chairman of the Board, Committees of Directors and the Board and devises policy on Board diversity.

The other terms of reference of the Company's Nomination and Remuneration Committee are to determine and recommend to the Board and the members, remuneration payable to the Managing Director and Whole-time Director(s), to determine and advise the Board on the payment of their annual increments and annual performance bonus and to recommend to the Board, all remuneration, in whatever form, payable to senior management. The Committee also has such other roles and functions as may be prescribed from time to time by the Companies Act, 2013 and SEBI (Listing Obligations and Disclosure Requirements) Regulations, 2015.

The criteria for evaluation of performance of independent directors include, inter-alia, the following:

- independence from the Company, its management, other Directors and Promoters;
- professional qualifications, experience, expertise, knowledge, skill and competence in the area of his/her specialization;
- knowledge and understanding about the Company, its business and industry segment and the risk areas; and
- high level of integrity and devotion of time and efforts for Board/Committee deliberations and the quality of contribution in the deliberations.

Details of the composition of the Nomination and Remuneration Committee of the Company and the attendance by the Members at the Committee Meeting held on 26 May 2025 and 04 August 2025 are as follows:

Name of Director(s)	No. of Meetings held	No. of Meetings attended
Mrs Preeti Mehta, Chairperson	2	2
Dr Mukul G Asher, Member	2	2
Mr Tadashi Katayama, Member	2	2

The Secretary of the Company acts as the Secretary to the Committee.

##### Remuneration of Directors:

The Company pays remuneration to the Managing Director, Executive Director and the Deputy Managing Director by way of salary, annual performance bonus, perquisites and allowances. Salary is paid within the range as approved by the members. The Board, on the recommendations of the Nomination and Remuneration Committee, approves annual increments to the Managing Director, Executive Director and the Deputy Managing Director.

If, in any financial year, the Company has no or inadequate profits as per the requirements of the Companies Act, 2013, the Company undertakes reasonable efforts and follows process to obtain suitable approvals as may be required for payment of remuneration as stated hereinabove to the Managing Director, Executive Director and Deputy Managing Director.

Annual performance bonus is paid to the Managing Director, Executive Director and the Deputy Managing Director (as per the terms of their appointment) based on the specified criteria and is determined by the Board pursuant to the recommendation of the Nomination and Remuneration Committee who takes into account result of the performance of the individual in preceding fiscal year based on the specified evaluation norms.

The Non-Executive Directors are paid sitting fees for meetings of the Board of Directors and of Committees of Directors and commission not exceeding in the aggregate 1% of the net profits of the Company computed in the manner laid down by the Companies Act, 2013 in such proportion and manner as the Board may decide.

## CORPORATE GOVERNANCE REPORT (Contd.)

Given below are the details of remuneration of Directors for the financial year 2025-26:

				(₹ in Million)
Director(s)	Sitting fees for Board/Committee Meetings	Salaries and other Perquisites	Commission	Total for the year
Dr Mukul G Asher, Non-Executive Director	0.41	--	3.00	3.41
Mr Chetan Shah, Managing Director	--	98.05	--	98.05
Mr Sushil Marfatia, Executive Director	--	32.71	--	32.71
Dr Suresh Ramachandran, Deputy Managing Director	--	27.41	--	27.41
Mr Ninad D Gupte, Non-Executive Director	0.18	--	3.00	3.18
Mr Tadashi Katayama, Non-Executive Director	--	--	--	--
Mrs Preeti Mehta, Non-Executive Director	0.39	--	3.00	3.39
Mr Masanori Uzawa, Non-Executive Director	--	--	--	--
Mr N Sivaraman, Non-Executive Director	0.32	--	3.00	3.32

Notes:

- The employment of the Managing Director, the Executive Director and the Deputy Managing Director is contractual for a period of 3/5 years terminable by either party giving 180 days' notice.
- Mr Tadashi Katayama and Mr Masanori Uzawa have instructed the Company not to pay them sitting fees and Non-Executive Directors' commission.
- There were no other pecuniary relationships or transactions of the non-executive Directors with the Company except as stated above.

## 5. STAKEHOLDERS RELATIONSHIP COMMITTEE

Details of the composition of the Stakeholders Relationship Committee of the Company and the attendance by the Members at the Committee Meetings are summarised below:

Name of Director(s)	No. of Meetings held	No. of Meetings attended
Dr Mukul G Asher, Chairman	2	2
Mr Chetan Shah, Member	2	2
Mr Sushil Marfatia, Member	2	2

Mrs Deepika Trivedi, Company Secretary and Compliance Officer of the Company, acts as the Secretary to the Committee. The Stakeholders Relationship Committee met on the following dates during the last financial year:

27/10/2025	27/01/2026
------------	------------

During the year, 3 investor complaints were received and resolved. There were no unresolved complaints at the beginning and at the end of the year.

## 6. CORPORATE SOCIAL RESPONSIBILITY COMMITTEE

Details of the composition of the Corporate Social Responsibility Committee of the Company and the attendance by the Members at the Committee Meeting held on 26 May 2025 are summarised below:

Name of Director(s)	No. of Meetings held	No. of Meetings attended
Mr Chetan Shah, Chairman	1	1
Mr Sushil Marfatia, Member	1	1
Mr Ninad D Gupte, Member	1	1
Mrs Preeti Mehta, Member	1	1

## 7. RISK MANAGEMENT COMMITTEE

The role of the committee includes identification of enterprise and business risks (including cyber-security related risks and digital enablement), categorization of risks, help devising mitigation measures and monitoring and periodically reviewing risks and mitigation measures and such other functions as may be specified by SEBI (Listing Obligations and Disclosure Requirements) Regulations, 2015, from time to time.

Details of the composition of the Risk Management Committee of the Company and the attendance by the Members at the Committee Meetings are summarised below:

Name of member	Designation	No. of Meetings held	No. of Meetings attended
Dr Mukul G Asher, Chairman of the Committee	Independent Director	2	2
Mr Chetan Shah	Managing Director	2	1
Mr Sushil Marfatia	Executive Director	2	2
Mr Ninad D Gupte	Non-Executive Director	2	1
Mrs Preeti Mehta	Independent Director	2	2
Mr Kunal Mittal	Senior Vice President (Planning and Coordination Office)	2	2
Mr V Gopalakrishnan	Vice President (Procurement)	2	1
Mr Anil Nawal	Chief Financial Officer	2	2

Meetings of the Risk Management Committee were held on the following dates during the financial year:

30/09/2025	05/03/2026
------------	------------

## 8. SENIOR MANAGEMENT

Following are the Senior Management Personnel as on 31 March 2026

Name	Designation
Mr Kunal Mittal	Senior Vice President (Planning & Coordination Office)
Mr Yoshihisa Inoue	Senior Vice President (Manufacturing)
Mr Anil Nawal	Chief Financial Officer
Mr V Gopalakrishnan	Vice President (Procurement)
Mr Anil Kakkar	Vice President
Mr Prakash Bondre	Vice President (Manufacturing)
Mr Sunil Jagtap	Vice President (Human Resources)
Mrs Deepika Trivedi	Company Secretary & Compliance Officer

Mr. Yoshihisa Inoue, who was on deputation from Sumitomo Chemical Company, Limited, Japan, the holding Company, ceased to be Senior Vice President (Manufacturing) and hence Senior Management Personnel on completion of deputation term on 31 March, 2026.

## 9. GENERAL MEETINGS

Location and time of the last three Annual General Meetings:

Year	Location	Day/Date	Time	No. of Special Resolutions
2022-23	Not applicable as the Annual General Meeting was held through Video Conferencing ("VC") / Other Audio Visual Means ("OAVM")	Friday, 28 July 2023	02.30 P. M.	3
2023-24	Not applicable as the Annual General Meeting was held through Video Conferencing ("VC") / Other Audio Visual Means ("OAVM")	Tuesday, 30 July 2024	02.30 P. M.	4
2024-25	Not applicable as the Annual General Meeting was held through Video Conferencing ("VC") / Other Audio Visual Means ("OAVM")	Monday, 04 August 2025	02.30 P. M.	--

No Special Resolution was passed last year through postal ballot process.

None of the Resolutions proposed to be passed at the ensuing Annual General Meeting to be held on 27 July 2026 is required or proposed to be passed through postal ballot process.

## CORPORATE GOVERNANCE REPORT (Contd.)

**10. DISCLOSURES**

- **Statutory Compliance, Penalties and Strictures**

The Company has complied with the requirements of the Stock Exchanges/SEBI and other statutory authorities on all the matters related to capital markets. During the year 2024-25, there was a time gap of five days between cessation of directorship of an Independent Director and filling up of the vacancy by appointment of another Independent Director. BSE Limited and the National Stock Exchange of India Limited have imposed fine on the Company for this delay. The Company's application for waiver of fine is pending before the Stock Exchanges. Except for this instance, there are no penalties or strictures imposed on the Company by the Stock Exchanges or SEBI or other statutory authorities for the requirements related to capital markets.

- **Compliance with Corporate Governance Requirements**

The Company has complied with all the mandatory requirements of SEBI (Listing Obligations and Disclosure Requirements) Regulations, 2015.

The Company has complied with the following non-mandatory requirements specified in Schedule II Part E of SEBI (Listing Obligations and Disclosure Requirements) Regulations, 2015:

- The Chairman of the Board of Directors is a non-executive director not related to the Managing Director.
- The Internal Auditors directly report to the Audit Committee.

The Company endeavours to ensure unmodified audit opinion on its financial statement.

- **Commodity Price/Forex Risks**

The Company carries commodity price risk and foreign exchange risk. Commodity price risk is addressed through close commodity price monitoring and appropriate procurement policies and strategies. Foreign exchange risk is addressed through forward contracts/options / imports denominated in Indian Rupees.

- **Whistle Blower Policy**

The Company has adopted a Vigil Mechanism/Whistle Blower Policy. This mechanism enables the Directors and employees to report their genuine concerns about unethical behaviour, actual or suspected fraud or violation of the Company's code of conduct. It provides adequate safeguards against victimization. Any director or employee can approach Chairperson of the Audit Committee with information/disclosure under the said Policy. No employee has been denied access to the Audit Committee as a part of such Mechanism/Policy.

- **Policy on 'Material' Subsidiaries**

The Company's policy for determining 'material' subsidiaries is disclosed on its website [www.sumichem.co.in](http://www.sumichem.co.in).

The Company has no material subsidiary.

- **Policy on Related Party Transactions**

The Company's policy on dealing with related party transactions is disclosed on its website [www.sumichem.co.in](http://www.sumichem.co.in)

- **Code of Conduct and Ethics**

The Company's Code of Conduct and Ethics is disclosed on its website [www.sumichem.co.in](http://www.sumichem.co.in)

- **Terms and conditions of appointment of independent directors**

The terms and conditions of appointment of Independent Directors are disclosed on the Company's website [www.sumichem.co.in](http://www.sumichem.co.in)

- **Dividend transferred to Investor Education & Protection Fund**

During 2025-26, the Company transferred sums aggregating ₹ 0.85 million, being unclaimed / unpaid dividends of the Company / Excel Crop Care Limited, which had amalgamated with the Company, relating to financial years 2017-2018 and 2018-2019 (Interim) to Investor Education and Protection Fund pursuant to the provisions of the Companies Act, 2013 and rules thereunder.

## CORPORATE GOVERNANCE REPORT (Contd.)

- **Shares transferred to Investors Education and Protection Fund**  
During 2025-26, the Company transferred 362,710 in respect of which dividend was not claimed/paid for seven consecutive years, to Investor Education and Protection Fund, pursuant to the provisions of Companies Act, 2013 and rules made thereunder.
- **Shares held by Investor Education & Protection Fund and Dividend thereon**  
Investor Education and Protection Fund (IEPF) holds 2,367,924 shares of the Company as on 31 March 2026. In 2025-26, the Company paid gross dividend of ₹ 2.49 million to IEPF towards Dividend relating to FY 2024-25.
- **Dividend Distribution Policy**  
The Company's Dividend Distribution Policy is disclosed on its website [www.sumichem.co.in](http://www.sumichem.co.in)  
The Policy seeks to balance members' need for a fair, reasonable and predictable return by way of dividend with the Company's funding needs and requirements for long term sustainable growth.
- **Accounting Standards**  
The Company follows and adheres to the Accounting Standards applicable to it.

### 11. MEANS OF COMMUNICATION

- The Company publishes extracts of unaudited and audited financial results and Quick Response Code (QR Code) leading to Company's webpage for accessing complete financial results of the Company in Financial Express, an English newspaper having nationwide circulation and in Loksatta, a Marathi newspaper with wide circulation in Mumbai, where the Company's Registered Office is situated.
- The financial results, annual reports, presentations to investors and analysts, press releases and other major events/developments / information concerning the Company are posted on the Company's website: [www.sumichem.co.in](http://www.sumichem.co.in). These are also submitted to BSE Limited and National Stock Exchange of India Limited for disclosure on their websites at [www.bseindia.com](http://www.bseindia.com) and [www.nseindia.com](http://www.nseindia.com).
- Management Discussion and Analysis forms part of the Annual Report.

### 12. GENERAL SHAREHOLDER INFORMATION

- **Annual General Meeting:**  
The Twenty Sixth Annual General Meeting of the Company will be held on Monday, the 27 July 2026 at 02:30 P.M.
- **Venue** : The Company is conducting the meeting through VC / OAVM pursuant to MCA and SEBI Circulars and as such there is no requirement to have a venue for the AGM. For details, please refer to the Notice of this AGM.
- **Financial Year** : 01 April – 31 March
- **Record Date for Dividend** : Friday, the 17 July 2026
- **Listing on Stock Exchanges** : (a) BSE Limited (BSE),  
PJ Towers,  
Dalal Street,  
Mumbai – 400001.  
(b) The National Stock Exchange of India Limited (NSE),  
Exchange Plaza,  
Bandra-Kurla Complex,  
Bandra (East),  
Mumbai – 400051.

Listing fees for the year 2026-27 have been paid to both the stock exchanges.

## CORPORATE GOVERNANCE REPORT (Contd.)

- Market Capitalisation and Price-Earnings Ratio:**

		As on 31 March 2026
a.	Closing Price (BSE) (₹)	364.70
b.	Market Capitalisation (₹ in Million)	182,038.45
c.	Price-Earnings Ratio	33.52

- Share Related Functions/Activities:**

The share related functions and activities are carried out by the Company's Registrars and Transfer Agents – MUFG Intime India Private Limited having office at C 101, Embassy 247, L B S Marg, Vikhroli (West), Mumbai 400 083 (Tel.: 022-49186000).

- Distribution of Shareholdings as on 31 March 2026:**

RANGE	NO. OF SHAREHOLDERS	PERCENTAGE	NO. OF SHARES	PERCENTAGE
1-500	104,143	91.06	6,123,165	1.22
501-1000	3,212	2.81	2,462,035	0.49
1001-2000	2,390	2.09	3,528,697	0.71
2001-3000	1,230	1.08	3,126,535	0.63
3001-4000	610	0.53	2,165,503	0.43
4001-5000	455	0.40	2,052,566	0.41
5001-10000	1,311	1.15	9,064,340	1.82
Above 10000	1,012	0.88	470,622,895	94.29
<b>Total</b>	<b>114,363</b>	<b>100.00</b>	<b>499,145,736</b>	<b>100.00</b>

- Categories of Shareholders as on 31 March 2026:**

Category	No. of Shareholders	Voting Strength %	No. of Shares
Promoter	1	75.00	374,359,302
Mutual Funds	85	6.88	34,357,323
Non-Resident Indians	2,449	0.53	2,659,630
Insurance Companies	14	0.98	4,877,184
Foreign Portfolio Investors (Corporate)	112	3.40	16,992,935
IEPF	1	0.47	2,367,924
Alternate Investment Funds	6	1.11	5,526,883
Other Bodies Corporate	415	1.32	6,604,296
Others	111,280	10.31	51,400,259
<b>Total</b>	<b>114,363</b>	<b>100.00</b>	<b>499,145,736</b>

- Dematerialisation of Shares and Liquidity:**

99.70% of the Company's share capital is held in dematerialised form as on 31 March 2026. The Company's shares are regularly traded on the BSE Limited and National Stock Exchange of India Limited.

- Equity Shares in the Demat Suspense Account:**

Details of unclaimed equity shares lying in the Company's Unclaimed Shares Suspense Account (in demat form) are given below:

Particulars	No. of Shareholders	No. of Equity Shares
Outstanding as on 01 April 2025	99	369,857
Shares transferred during the year to shareholders from the Suspense Account on receipt of valid request	5	17,950
Shares transferred to IEPF during the year	53	136,592
Outstanding as on 31 March 2026	41	215,315

The voting rights on the shares outstanding in the Suspense Account are frozen till such shares are claimed by their rightful owners.

## CORPORATE GOVERNANCE REPORT (Contd.)

- **Board skills, expertise and experience:**

The Board has determined the following skills, competence and expertise which the Board members should possess. Names of the Directors who possess such skills etc. are mentioned against the respective skills, competence and experience:

Nature of skill, competence and experience	Name of the Directors
Industry experience/knowledge	Mr Chetan Shah, Mr Sushil Marfatia, Dr Suresh Ramachandran, Mr Tadashi Katayama, Mr Ninad D Gupte and Mr Masanori Uzawa
Sector knowledge/experience	Mr Chetan Shah, Mr Sushil Marfatia, Dr Suresh Ramachandran, Mr Tadashi Katayama, Mr Ninad D Gupte and Mr Masanori Uzawa
Experience and expertise in strategic thinking and planning	Dr Mukul G Asher, Mr Chetan Shah and Dr Suresh Ramachandran
Knowledge and experience of international business	Mr Chetan Shah, Dr Suresh Ramachandran, Mr Tadashi Katayama and Mr Ninad D Gupte
Finance and accounting knowledge and experience	Mr Sushil Marfatia and Mr N Sivaraman
Legal and Regulatory experience and knowledge	Mrs Preeti Mehta, Mr Chetan Shah and Mr Ninad D Gupte

- **Credit Rating held by the Company:**

The Company continues to hold the 'CRISIL AA/Stable' Long Term Credit Rating assigned by CRISIL Limited to the Company's ₹ 2,000 million Bank Loan Facilities.

- **Fees of the statutory auditors and their network entities:**

Details of fees for all services paid / payable by the Company and its subsidiaries, on a consolidated basis, to M/s BSR & Co. LLP, Statutory Auditors, and all the entities in the network firm/network entity of which the statutory auditors are a part, are as follows:

Type of Service	₹ in Million	
	F.Y. 2025-26	F.Y. 2024-25
Audit Fees (including fees for limited reviews)	6.75	6.62
Tax Audit Fees	0.84	0.86
Fees for other matters (certification)	2.42	0.62
Reimbursement of out-of-pocket expenses	0.32	0.33
<b>Total</b>	<b>10.33</b>	<b>8.43</b>

- **Certificate regarding Directors' disqualification:**

A certificate from M/s Saraf & Associates, Practicing Company Secretaries, to the effect that none of the Company's Directors has been debarred or disqualified from being appointed or continuing as Director of companies by SEBI/ Ministry of Corporate Affairs or any such statutory authority is annexed to this Report.

- **Plant Locations:**

**Factories:**

- 6/2, Ruvapari Road, Bhavnagar – 364005, Gujarat.
- Plot No. 205-209, Bhuj-Mundra Road, Near Kera Village, Taluka: Bhuj  
Dist. Kutch, Gajod – 370430, Gujarat
- Plot No. 60, B Nanji Industrial Estate, Athal Luhari Road, Kharadpada – 396235, Silvassa, Dadra and Nagar Haveli
- Plot No. C-5 /184-185, National Highway No. 8, Near GPCB Office, G.I.D.C., Vapi – 396 195, Gujarat.
- Plot No. T137, 138, 113 and 251, M.I.D.C., Tarapur, Boiser, Palghar – 401 506, Maharashtra.

CORPORATE GOVERNANCE REPORT (Contd.)

- **Address for Correspondence:**

<b>Corporate Office:</b>	<b>Registered Office:</b>
Sumitomo Chemical India Limited 13 & 14, Aradhana Industrial Development Corporation, Near Virwani Industrial Estate, Goregaon (East), Mumbai – 400 063 Tel: 022-42522200	Sumitomo Chemical India Limited Building No.1, Ground Floor, Shant Manor Co-op Housing Society Ltd, Chakravarti Ashok 'X' Road, Kandivli (E) Mumbai – 400 101 Tel: 022-28866666

- **Address for Correspondence for share related work:**

M/s MUFG Intime India Private Limited  
C 101, Embassy 247,  
L B S Marg, Vikhroli (West),  
Mumbai – 400 083  
(Tel.: 022 – 49186000)

- **Email-id of the Compliance Officer and other officials for communicating investor complaints / grievances:**

[investor.relations@sumichem.co.in](mailto:investor.relations@sumichem.co.in)

- **Declaration by the Managing Director on Compliance with the Code of Conduct Policy**

As required by Regulation 26 of SEBI (Listing Obligations and Disclosure Requirements) Regulations, 2015, the Board members and senior management personnel have affirmed compliance with the Code of Conduct.

For Sumitomo Chemical India Limited

**CHETAN SHAH**  
Managing Director  
(DIN: 00488127)

Mumbai, 26 May 2026

**CERTIFICATE OF COMPLIANCE WITH THE CORPORATE GOVERNANCE**  
**[Pursuant to Regulation 34(3) read with paragraph E of Schedule V of SEBI**  
**(Listing Obligations and Disclosure Requirements) Regulations, 2015]**

To,

The Members

**SUMITOMO CHEMICAL INDIA LIMITED**

**CIN: L24110MH2000PLC124224**

Bldg No.1,GF,Shant Manor Co-op Housing Society Ltd

Chakravarti Ashok 'X' Road, Kandivli (E)

Mumbai Maharashtra 400101.

We have examined the compliance of the conditions of Corporate Governance by **SUMITOMO CHEMICAL INDIA LIMITED** (CIN - L24110MH2000PLC124224) ('the Company') as stipulated under Regulations 17 to 27, clauses (b) to (i) and (t) of sub-regulation (2) of Regulation 46 and paragraph C, D and E of Schedule V of the Securities and Exchange Board of India (Listing Obligations and Disclosure Requirements) Regulations, 2015 ("SEBI Listing Regulations") for the year ended on March 31, 2026.

The compliance of the conditions of Corporate Governance is the responsibility of the management of the Company including the preparation and maintenance of all relevant supporting records and documents. Our examination was limited to the review of procedures and implementation thereof, as adopted by the Company for ensuring compliance with conditions of Corporate Governance. It is neither an audit nor an expression of opinion on the financial statements of the Company.

In our opinion and to the best of my information and according to the explanations given to us, and the representations made by the management; we certify that the Company has complied with the conditions of Corporate Governance as stipulated in the SEBI Listing Regulations for the year ended on March 31, 2026.

We further state that such compliance is neither an assurance as to the future viability of the Company nor the efficiency or effectiveness with which the management has conducted the affairs of the Company.

**For M K SARAF & ASSOCIATES LLP**

Company Secretaries

K.G. SARAF

Designated Partner

FCS: 1596 | CP: 642

PR. 6694/2025

ICSI UIN : L2025MH018600

UDIN: F001596H000494671

Place: Mumbai

Date: 26 May 2026

**CERTIFICATE OF NON-DISQUALIFICATION OF DIRECTORS**  
(pursuant to Regulation 34(3) and Schedule V Para C clause (10)(i) of the SEBI  
(Listing Obligations and Disclosure Requirements) Regulations, 2015)

To,

The Members,

**SUMITOMO CHEMICAL INDIA LIMITED**

**CIN: L24110MH2000PLC124224**

Bldg No.1,GF, Shant Manor Co-op Housing Society Ltd

Chakravarti Ashok 'X' Road, Kandivli (E)

Mumbai Maharashtra 400101.

We have examined the relevant registers, records, forms, returns and disclosures received from the Directors of **SUMITOMO CHEMICAL INDIA LIMITED** having CIN : L24110MH2000PLC124224 and having registered office at Bldg No.1,GF, Shant Manor Co-op Housing Society Ltd Chakravarti Ashok 'X' Road, Kandivli (E), Mumbai Maharashtra 400101 IN (hereinafter referred to as 'the Company'), produced before me by the Company for the purpose of issuing this Certificate, in accordance with Regulation 34(3) read with Schedule V Para C clause 10 (i) of the Securities Exchange Board of India (Listing Obligations and Disclosure Requirements) Regulations, 2015.

In our opinion and to the best of my information and according to the verifications (including Directors Identification Number (DIN) status at the portal [www.mca.gov.in](http://www.mca.gov.in)) as considered necessary and explanations furnished to me by the Company & its officers, we hereby certify that none of the Directors on the Board of the Company as stated below for the Financial Year ending on 31st March, 2026 have been debarred or disqualified from being appointed or continuing as Directors of companies by the Securities and Exchange Board of India, Ministry of Corporate Affairs, or any such other Statutory Authority.

Sr. No.	Name of Director	DIN	Date of appointment in Company*
1.	Ninad Dwarkanath Gupte	00027523	31/08/2019
2.	Mukul Govindji Asher	00047673	27/08/2019
3.	Chetan Shantilal Shah	00488127	01/09/2019
4.	Preeti Mehta	00727923	31/08/2019
5.	Sushil Champaklal Marfatia	07618601	10/05/2019
6.	Tadashi Katayama	07628973	31/08/2019
7.	Masanori Uzawa	08782828	10/07/2020
8.	Suresh Ramachandran	03110244	01/06/2023
9.	Sivaraman Narayanaswami	00001747	01/09/2024

\* the date of appointment is as per the MCA Portal.

Ensuring the eligibility for the appointment / continuity of every Director on the Board is the responsibility of the management of the Company. Our responsibility is to express an opinion on these based on our verification. This certificate is neither an assurance as to the future viability of the Company nor of the efficiency or effectiveness with which the management has conducted the affairs of the Company

For M K SARAF & ASSOCIATES LLP  
Company Secretaries

K.G. SARAF  
Designated Partner  
FCS: 1596 | CP: 642  
PR. 6694/2025  
ICSI UIN : L2025MH018600

UDIN: F001596H000494649

Place: Mumbai

Date: 26 May 2026

# BUSINESS RESPONSIBILITY AND SUSTAINABILITY REPORT

[AS PER REGULATION 34(2)(F) OF THE SEBI (LISTING OBLIGATIONS AND DISCLOSURE REQUIREMENTS) REGULATIONS, 2015]

## SECTION A: GENERAL DISCLOSURES

### I. DETAILS OF THE LISTED ENTITY

1.	Corporate Identity Number (CIN) of the Company	:	L24110MH2000PLC124224
2.	Name of the Company	:	SUMITOMO CHEMICAL INDIA LIMITED
3.	Year of Incorporation	:	2000
4.	Registered Office Address	:	Bldg. No.1, GF, Shant Manor Co-op Housing Society Limited, Chakravarti Ashok 'X' Road, Kandivli (E) Mumbai - 400101
5.	Corporate Office Address	:	13 & 14, Aradhana Industrial Development Corporation Near Virwani Industrial Estate, Goregaon (East), Mumbai 400063
6.	E-mail –Id	:	<a href="mailto:investor.relations@sumichem.co.in">investor.relations@sumichem.co.in</a>
7.	Telephone	:	022-42522200
8.	Website	:	<a href="http://www.sumichem.co.in">www.sumichem.co.in</a>
9.	Financial Year reported	:	01 April 2025 to 31 March 2026
10.	Name of the Stock Exchange(s) where shares are listed	:	BSE Limited & National Stock Exchange of India Limited
11.	Paid-up Capital	:	₹ 4,991.46 Million
12.	Name and contact details (telephone, email address) of the person who may be contacted in case of any queries on the BRSR report	:	Ms Deepika Trivedi, Company Secretary & Compliance Officer Tel. No. 022-42522330
13.	Reporting boundary - Are the disclosures under this report made on a standalone basis (i.e. only for the entity) or on a consolidated basis (i.e. for the entity and all the entities which form a part of its consolidated financial statements, taken together)	:	Standalone basis
14.	Name of Assurance Provider	:	M/s Chokshi & Chokshi LLP, Chartered Accountants
15.	Type of Assurance Obtained	:	Reasonable Assurance Report

### II. PRODUCTS/SERVICES

#### 16. Details of business activities (accounting for 90% of the turnover):

S. No.	Description of Main Activity	Description of Business Activity	% of Turnover of the entity
1.	Manufacturing	Chemical and chemical products	92.0%

#### 17. Products/Services sold by the entity (accounting for 90% of the entity's Turnover):

S. No.	Product/Service	NIC Code	% of total Turnover contributed
1.	Agri-inputs	2021	94.1%

**III. OPERATIONS****18. Number of locations where plants and/or operations/offices of the entity are situated:**

Location	Number of plants	Number of offices	Total
National	5	7	12
International	Nil	2	2

**19. Markets served by the entity:****a. Number of locations**

Locations	Number
National (No. of States)	30
International (No. of Countries)	50+

**b. What is the contribution of exports as a percentage of the total turnover of the entity?**

21.26%

**c. A brief on types of customers**

The Company has about 15,000 direct customers located across the country.

Apart from the domestic customers the Company does have customers in different countries who import our products (branded and technical) for their markets.

The Company also supplies technical grade/bulk insecticides to the industry who further process technical into formulations or repack the formulations.

Farmers are the end-users of SCIL's main products.

**IV. EMPLOYEES****20. Details as at the end of Financial Year:****a. Employees and workers (including differently abled):**

S. No.	Particulars	Total (A)	Male		Female	
			No. (B)	% (B/A)	No. (C)	% (C/A)
<b>EMPLOYEES</b>						
1.	Permanent (D)	1339	1287	96.12%	52	3.88%
2.	Other than Permanent (E)	1050	1040	99.05%	10	0.95%
3.	<b>Total employees (D + E)</b>	<b>2389</b>	<b>2327</b>	<b>97.40%</b>	<b>62</b>	<b>2.60%</b>
<b>WORKERS</b>						
4.	Permanent (F)	283	283	100%	–	–
5.	Other than Permanent (G)	2483	2482	99.96%	1	0.04%
6.	<b>Total employees (F + G)</b>	<b>2766</b>	<b>2765</b>	<b>99.96%</b>	<b>1</b>	<b>0.04%</b>

**b. Differently abled Employees and workers:**

S. No.	Particulars	Total (A)	Male		Female	
			No. (B)	% (B/A)	No. (C)	% (C/A)
<b>DIFFERENTLY ABLED EMPLOYEES</b>						
1.	Permanent (D)	4	4	100%	–	–
2.	Other than Permanent (E)	–	–	–	–	–
3.	<b>Total differently abled employees (D + E)</b>	<b>4</b>	<b>4</b>	<b>100%</b>	<b>–</b>	<b>–</b>
<b>DIFFERENTLY ABLED WORKERS</b>						
4.	Permanent (F)	4	4	100%	–	–
5.	Other than permanent (G)	–	–	–	–	–
6.	<b>Total differently abled workers (F + G)</b>	<b>4</b>	<b>4</b>	<b>100%</b>	<b>–</b>	<b>–</b>

**21. Participation/Inclusion/Representation of women:**

	Total (A)	No. and percentage of Females	
		No. (B)	% (B/A)
Board of Directors	9	1	11.11%
Key Management Personnel	5	1	20.00%

**22. Turnover rate for permanent employees and workers:**

(Disclose trends for the past 3 years)

	2025-26			2024-25			2023-24		
	Male	Female	Total	Male	Female	Total	Male	Female	Total
Permanent Employees	17.63%	9.62%	17.32%	18.33%	14.14%	18.18%	22.62%	16.16%	22.38%
Permanent Workers	4.16%	–	4.16%	5.01%	–	5.01%	5.41%	–	5.41%

**V. HOLDING, SUBSIDIARY AND ASSOCIATE COMPANIES (INCLUDING JOINT VENTURES)**

**23. (a) Names of holding/subsidiary/associate companies/joint ventures:**

S. No.	Name of the holding/ subsidiary /associate companies/ joint ventures (A)	Indicate whether holding/ Subsidiary/ Associate/ Joint Venture	% of shares held by listed entity	Does the entity indicated at column A, participate in the Business Responsibility initiatives of the listed entity? (Yes/ No)
1.	Sumitomo Chemical Company, Limited, Japan	Holding	75.00%	No
2.	Excel Crop Care (Africa) Limited	Subsidiary	99.99%	No
3.	Barrix Agro Sciences Private Limited	Subsidiary	85.00%	No

**VI. CSR DETAILS**

24. (i) Whether CSR is applicable as per section 135 of Companies Act, 2013: **Yes**

(ii) Turnover : ₹31,554.64 Million

(iii) Net worth : ₹33,841.84 Million

**VII. TRANSPARENCY AND DISCLOSURES COMPLIANCES**

**25. Complaints/Grievances on any of the principles (Principles 1 to 9) under the National Guidelines on Responsible Business Conduct:**

Stakeholder group from whom complaint is received	Grievance Redressal Mechanism in Place (Yes/No) (If Yes, then provide web-link for grievance redress policy)	FY 2025-26			FY 2024-25		
		Number of complaints filed during the year	Number of complaints pending resolution at close of the year	Remarks	Number of complaints filed during the year	Number of complaints pending resolution at close of the year	Remarks
Communities	Yes <a href="https://sumichem.co.in/contact.php">https://sumichem.co.in/contact.php</a>	–	–	–	–	–	–
Investors (other than shareholders)	Yes <a href="https://sumichem.co.in/contact.php">https://sumichem.co.in/contact.php</a>	–	–	–	–	–	–

Stakeholder group from whom complaint is received	Grievance Redressal Mechanism in Place (Yes/No) (If Yes, then provide web-link for grievance redress policy)	FY 2025-26			FY 2024-25		
		Number of complaints filed during the year	Number of complaints pending resolution at close of the year	Remarks	Number of complaints filed during the year	Number of complaints pending resolution at close of the year	Remarks
Shareholders	Yes <a href="https://sumichem.co.in/investors-relations.php#Contacts">https://sumichem.co.in/investors-relations.php#Contacts</a>	3	–	All the complaints were addressed	2	–	All the complaints were addressed
Employees and workers	Yes (Available on Company's intranet accessible to authorised persons)	–	–	–	1	–	–
Customers	Yes <a href="https://sumichem.co.in/contact.php">https://sumichem.co.in/contact.php</a>	44	–	All the complaints were addressed	32	–	All the complaints were addressed
Value Chain Partners	Yes <a href="https://sumichem.co.in/contact.php">https://sumichem.co.in/contact.php</a>	–	–	–	–	–	–
Other (please specify)	–	–	–	–	–	–	–

**26. Overview of the entity's material responsible business conduct issues**

Please indicate material responsible business conduct and sustainability issues pertaining to environmental and social matters that present a risk or an opportunity to your business, rationale for identifying the same, approach to adapt or mitigate the risk along-with its financial implications, as per the following format

S. No.	Material issue identified	Indicate whether risk or opportunity (R/O)	Rationale for identifying the risk/opportunity	In case of risk, approach to adapt or mitigate	Financial implications of the risk or opportunity (Indicate positive or negative implications)
1.	Occupational Health and Safety	Risk and Opportunity	<p><b>Risk:</b> Critical aspect for ensuring employee welfare. Non-compliance with appropriate safety standards can attract a high frequency of health and safety incidents.</p> <p><b>Opportunity:</b> Robust EHS management system with appropriate hazard identification, implication plan and root cause analysis will showcase Company's commitments towards employee safety increased productivity and motivation.</p>	<p>Implementation of a Company-wide robust EHS management system.</p> <p>Ensuring periodic internal and external audits. Training all employees and workers on safe working practices. Investigation of each reported case and preparation of remedial plan</p>	<p>Incidents of occupational health &amp; safety management system may cause loss in man-days and further impact productivity of operations. It can also demoralize employees and workers which can reduce motivation and productivity.</p>

S. No.	Material issue identified	Indicate whether risk or opportunity (R/O)	Rationale for identifying the risk/opportunity	In case of risk, approach to adapt or mitigate	Financial implications of the risk or opportunity (Indicate positive or negative implications)
2.	Consumer Health and Safety/ Product Stewardship	Risk	Consumer safety is critical for gaining trust. Non-compliance regarding product information and labelling/ marketing and communications can have adverse effects	Robust protocols for design, packaging and consumer safety at product development stages. Implementation of Quality Management System (QMS), effective product recall management.	Any health and Safety incident can reduce customer trust and adversely impact the demand for products. Non-compliance with product marketing and labelling can attract monetary fines/punishments.
3.	Human Rights	Risk	Instances of human rights violation or non-compliance of statutory norms can lead to adverse financial and reputational implications.	Comprehensive policies and procedures included in the Company Code of Conduct.	Company's reputation and relationships with stakeholders can be adversely affected in case of any instances of non-compliance.
4.	Diversity and Inclusion/ Human Resource Development	Opportunity	Fostering a culture which integrates diversity, inclusion, employee well-being, and training and development will attract and retain employees	Diversity and inclusion policy and training. Employee and worker skill development training programs for improving mental well-being.	Investing in human capital leads to improve employee productivity, spur innovation and attract employees with similar organisational value.
5.	Energy and Emissions Management/ Waste Management	Opportunity	Enhancing and utilising green energy to reduce carbon footprint of the organisation. Poor management can lead to non-compliance with legal requirements	Transition towards greener options such as onsite solar and wind energy. Implementation of robust waste management system incorporating initiatives that ensure hazardous waste management and responsible disposal to ensure adherence as per statutory law.	Increasing self-reliance on sustainable and green energy can reduce Company costs and attract investment opportunities. Non-compliance with regulatory norms on waste management can lead to fines and penalties and adversely affect the operating costs of the Company.
6.	Water Stewardship	Risk	Unavailability of surface water may adversely hamper operations.	Implementation of water recycle management to reduce fresh water consumption and preserve natural resources.	Shortage of water can slow down plant productivity. Incidents of non-compliance regarding wastewater can lead to monetary loss.
7.	Responsible Supply Chain	Risk	Adverse events across the supply chain can hamper the Company's reputation as a responsible business	Implementation of Supplier Responsible Sourcing Assessment (SRSA). Suppliers are assessed on Four ESG parameters (labour standards, health and safety, ethics and integrity and environment). In case of any deviation, the suppliers are asked to take necessary corrective actions.	Any adverse instances with supply chain can disrupt operations and availability of products.

S. No.	Material issue identified	Indicate whether risk or opportunity (R/O)	Rationale for identifying the risk/opportunity	In case of risk, approach to adapt or mitigate	Financial implications of the risk or opportunity (Indicate positive or negative implications)
8.	Social Impact	Opportunity	Aligning CSR initiatives with the needs of the community can create a positive impact which can unlock goodwill and social license to operate.	The Company has undertaken several CSR initiatives, mentioned at <a href="http://www.sumichem.co.in">www.sumichem.co.in</a> . For overall development of the community in the field of preventive healthcare, promotion of education and conservation of natural resources.	Being a responsible corporate citizen, community upliftment is a critical aspect
9.	Business Ethics, Governance and Transparency	Risk	Building a culture of integrity and transparency is linked with Fulfillment of mandates as well as strengthening relationships with stakeholders	Development of Code of Conduct, Development of policies, programs and mechanisms for avoiding workplace discrimination, harassment and corruption, among others	Any instances of unethical practices have the risk of tarnishing Company reputation and attracting fines/ penalty which can in turn affect business continuity.

## SECTION B: MANAGEMENT AND PROCESS DISCLOSURES

This section is aimed at helping businesses demonstrate the structures, policies and processes put in place towards adopting the NGRBC Principles and Core Elements.

Disclosure Questions	P1	P2	P3	P4	P5	P6	P7	P8	P9
<b>Policy and management processes</b>									
1. a. Whether your entity's policy/policies cover each principle and its core elements of the NGRBCs. (Yes/No)	Y	Y	Y	Y	Y	Y	Y	Y	Y
b. Has the policy been approved by the Board? (Yes/No)	Y	Y	Y	Y	Y	Y	Y	Y	Y
c. Web Link of the Policies, if available	Some policies like Code of Conduct and Ethics for Directors and Senior Management Employees, the CSR Policy and the Whistle Blower Policy, among others, are displayed on the Company's website ( <a href="http://www.sumichem.co.in">www.sumichem.co.in</a> ). Other policies are available on intranet/in physical form with suitable access given to the concerned persons								
2. Whether the entity has translated the policy into procedures. (Yes/No)	Y	Y	Y	Y	Y	Y	Y	Y	Y
3. Do the enlisted policies extend to your value chain partners? (Yes/No)	Y	Y	Y	Y	Y	Y	Y	Y	Y
4. Name of the national and international codes/certifications/ labels/ standards (e.g. Forest Stewardship Council, Fairtrade, Rainforest Alliance, Trustea) standards (e.g. SA 8000, OHSAS, ISO, BIS) adopted by your entity and mapped to each principle.	-	(1,2)	(3)	(3)	(3)	(2)	(2)	(2)	(1,2,3)
Note A: The Policies have been approved by the Board wherever required by law, rules and regulations. Other policies are developed and approved internally by appropriate authorities and are signed by MD/Functional Heads as required/appropriate.									
Note B: ISO9001:2015 (1), ISO14001:2015 (2), ISO45001:2018 (3)									

Disclosure Questions	P1	P2	P3	P4	P5	P6	P7	P8	P9
5. Specific commitments, goals and targets set by the entity with defined timelines, if any.	-	-	-	-	-	-	-	-	-
6. Performance of the entity against the specific commitments, goals and targets along-with reasons in case the same are not met.	The Company has set up very high standards internally for all these areas. The performance and any exceptions are regularly reviewed by various functions and management and corrective actions are implemented.								
<b>Governance, leadership and oversight</b>									
7. Statement by director responsible for the business responsibility report, highlighting ESG related challenges, targets and achievements (listed entity has flexibility regarding the placement of this disclosure) - The Company is committed to integrating Environmental, Social and Governance (ESG) principles into its businesses which is central to improving the quality of life of the communities it serves.									
8. Details of the highest authority responsible for implementation and oversight of the Business Responsibility policy(ies).	Mr Sushil Marfatia, Executive Director								
9. Does the entity have a specified Committee of the Board/ Director responsible for decision making on sustainability related issues? (Yes/ No). If yes, provide details.	Mr Sushil Marfatia, Executive Director is authorised by the Board as the Director responsible for decision-making on sustainability-related issues. The policies are implemented by all functions and supervised by Mr Sushil Marfatia, Executive Director.								

10. Details of Review of NGRBCs by the Company:																		
Subject for Review	Indicate whether review was undertaken by Director/Committee of the Board/ Any other Committee									Frequency (Annually/Half yearly/ Quarterly/Any other - please specify)								
	P1	P2	P3	P4	P5	P6	P7	P8	P9	P1	P2	P3	P4	P5	P6	P7	P8	P9
Performance against above policies and follow up action	Y	Y	Y	Y	Y	Y	Y	Y	Y	Annually and additionally as and when required								
Compliance with statutory requirements of relevance to the principles, and, rectification of any non-compliances	Y	Y	Y	Y	Y	Y	Y	Y	Y	Quarterly								

11. Has the entity carried out independent assessment/ evaluation of the working of its policies by an external agency? (Yes/No). If yes, provide name of the agency.	P1	P2	P3	P4	P5	P6	P7	P8	P9
		The Company has not engaged any services of any external agency for assessment/evaluation. However, the policies are reviewed internally at regular intervals from a best practice perspective as well as from a risk perspective by various departmental heads and business heads.							

**12. If answer to question (1) above is "No" i.e. not all Principles are covered by a policy, reasons to be stated:**

- Not Applicable as all the principles are covered by a policy

**SECTION C: PRINCIPLE WISE PERFORMANCE DISCLOSURE**

This section is aimed at helping entities demonstrate their performance in integrating the Principles and Core Elements with key processes and decisions. The information sought is categorized as "Essential" and "Leadership". While the essential indicators are expected to be disclosed by every entity that is mandated to file this report, the leadership indicators may be voluntarily disclosed by entities which aspire to progress to a higher level in their quest to be socially, environmentally and ethically responsible.

**PRINCIPLE 1: BUSINESSES SHOULD CONDUCT AND GOVERN THEMSELVES WITH INTEGRITY, AND IN A MANNER THAT IS ETHICAL, TRANSPARENT AND ACCOUNTABLE.****Essential Indicators****1. Percentage coverage by training and awareness programmes on any of the Principles during the financial year:**

Segment	Total number of training and awareness programs held	Topics/principles covered under the training and its impacts	% of persons in respective categories covered by the awareness programs.
Board of Directors	3	1. Code of conduct and its implementation (CoC). 2. Prevention of Sexual Harassment (POSH). 3. Anti-Corruption/Anti-Bribery (ACAB) policy	100%
Key Management Personnel	3		
Employees other than BOD and KMP	3		
Workers	3		

**2. Details of fines/penalties /punishment/ award/ compounding fees/ settlement amount paid in proceedings (by the entity or by directors/KMPs) with regulators/ law enforcement agencies/ judicial institutions, in the financial year, in the following format (Note: the entity shall make disclosures on the basis of materiality as specified in Regulation 30 of SEBI (Listing Obligations and Disclosure Requirements) Regulations, 2015 and as disclosed on the entity's website):**

	Monetary				
	NGRBC Principle	Name of the regulatory/ enforcement agencies/ judicial institutions	Amount (In ₹)	Brief of the Case	Has an appeal been preferred? (Yes/No)
Penalty/Fine	No material cases of fines/penalties/awards/compounding fees/settlement.				
Settlement					
Compounding Fee					

	Non-Monetary			
	NGRBC Principle	Name of the regulatory/ enforcement agencies/judicial institutions	Brief of the Case	Has an appeal been preferred? (Yes/No)
Imprisonment	Nil			

3. Of the instances disclosed in Question 2 above, details of the Appeal/ Revision preferred in cases where monetary or non-monetary action has been appealed.

Case Details	Name of the regulatory/ enforcement agencies/ judicial institutions
Not applicable	

4. Does the entity have an anti-corruption or anti-bribery policy? If yes, provide details in brief and if available, provide a web-link to the policy.

– Yes, the Company does have the Anti-bribery & Anti-corruption policies. These Policies provide for and prohibit offering or promising, directly or indirectly, payment of bribes (including cash, gift, certificates, favours, services or promises to do or not to do anything). These Policies also provide for and prohibit acceptance of bribes by the Company directors, officers and employees. The Company also has an Entertainment and Gifting Policy with a view to strengthening and enforcing anti-bribery policy in effective manner. The Company's Anti-bribery Policy and Entertainment and Gifting Policy are posted on its intranet with access available to its employees using login and password.

5. Number of Directors/KMPs/employees/workers against whom disciplinary action was taken by any law enforcement agency for the charges of bribery/ corruption:

	2025-26	2024-25
Directors	Nil	Nil
KMP's	Nil	Nil
Employees	Nil	Nil
Workers	Nil	Nil

6. Details of complaints with regard to conflict of interest:

	2025-26	2024-25
Number of complaints received in relation to issues of Conflict of Interest of the Directors	Nil	Nil
Number of complaints received in relation to issues of Conflict of Interest of the KMPs	Nil	Nil

7. Provide details of any corrective action taken or underway on issues related to fines/penalties/action taken by regulators/ law enforcement agencies/ judicial institutions, on cases of corruption and conflicts of interest.

– None

8. Number of days of accounts payables [(Accounts payable \*365)/Cost of goods/services procured] in the following format:

	2025-26	2024-25
Number of days of accounts payables	77	96

## 9. Open-ness of business

Provide details of concentration of purchases and sales with trading houses, dealers, and related parties along-with loans and advances & investments, with related parties, in the following format:

Parameter	Metrics	2025-26	2024-25
Concentration of Purchases	a. Purchases from trading houses as % of total purchases	8%	7%
	b. Number of trading houses where purchases are made from	14	19
	c. Purchases from top 10 trading houses as % of total purchases from trading houses	99.7%	95%
Concentration of Sales	a. Sales to dealers/distributors as % of total sales	68.80%	73.17%
	b. Number of dealers/distributors to whom sales are made	11561	14245
	c. Sales to top 10 dealers/ distributors as % of total sales to dealers & distributors	2.95%	3.77%
Share of RPTs in	a. Purchases (Purchases with related parties/Total Purchases)	21.55%	24.50%
	b. Sales (Sales to related parties/ Total Sales)	9.12%	10.88%
	c. Loans & advances (Loans & advances given to related parties/Total loans & advances)	–	–
	d. Investments (Investments in related parties/Total Investments made)	–	–

### Leadership Indicators

#### 1. Awareness programs conducted for value chain partners on any of the Principles during the financial year:

Total number of awareness programs held	Principles covered	Value chain partners covered (by value of business done with such partners)
1	1,2,6	75%

#### 2. Does the entity have processes in place to avoid/ manage conflict of interests involving members of the Board? (Yes/No) If Yes, provide details of the same.

- Yes, every Director of the Company discloses his/her concern or interest in other companies or body corporate, firms or other association of individuals and any change therein, annually or upon any change, which includes the shareholding. Further, a declaration is also taken annually from the Directors under the Code of Conduct confirming that they will always act in the interest of the Company and ensure that any other business or personal association which they may have, does not involve any conflict of interest with the operations of the Company. The Senior Management also affirms annually that they have not entered into any material, financial and commercial transactions, which may have a potential conflict with the interest of the Company at large. In the Meetings of the Board, the Directors abstain from participating in the items in which they are concerned or interested. For identifying and tracking conflict of interests involving the Directors/KMPs of the Company, the Corporate Secretarial team maintains a database of the Directors and the entities in which they are interested. This list is shared with the Finance department which flags off the parties in their system for monitoring and tracking transaction(s) entered by the Company with such related parties.

All related party transactions are approved by the audit committee. The audit committee reviews related party transactions on a quarterly basis. Approval of shareholders is obtained through resolution for related party transactions when the amount of such transaction with a particular related party exceeds 10% of the turnover. The concerned related party as well as all other related parties are debarred from voting in favour of such resolution.

**PRINCIPLE 2: BUSINESSES SHOULD PROVIDE GOODS AND SERVICES IN A MANNER THAT ARE SUSTAINABLE AND SAFE.**

**Essential Indicators**

**1. Percentage of R&D and capital expenditure (Capex) investments in specific technologies to improve the environmental and social impacts of product and processes to total R&D and capex investments made by the entity, respectively.**

	2025-26	2024-25	Details of improvements in environmental and social impacts.
R&D	100%	100%	R & D work is directed towards establishing environment friendly processes for new technical grade materials, upgrading existing processes so as to reduce effluent, finding greener alternatives, making user-friendly formulations.
Capex	37.5%	22.5%	Solar captive power plant, Online waste water monitor, detectors, fire hydrant system, Lightning arrestor, life line system, LED lights, Variable frequency drive etc.

**2. a. Does the entity have procedures in place for sustainable sourcing? (Yes/No)**

– Yes

**b. If yes, what percentage of inputs was sourced sustainably?**

The Company inculcates the principles of sustainable sourcing throughout the lifecycle of its products including procurement of raw materials and transportation of them to designated plant locations. Consequently, during the financial year 2025-26, over 90% of the raw material sourcing was carried out in a sustainable manner.

**3. Describe the processes in place to safely reclaim your products for reusing, recycling and disposing at the end of life, for**

- (a) Plastics (including packaging): Post use, plastic waste recycling is done under compliance of Plastic Waste Management Rules. The Company is registered for EPR (Extended Producer Responsibility) on CPCB portal for ensuring accountability for plastic waste management.
- (b) E-waste: It is disposed as per E-waste (Management) Rules, 2022.
- (c) Hazardous waste: It is disposed to pollution control board approved agencies as per hazardous waste management rule.
- (d) other waste: N.A.

**4. Whether Extended Producer Responsibility (EPR) is applicable to the entity's activities (Yes/No). If yes, whether the waste collection plan is in line with the Extended Producer Responsibility (EPR) plan submitted to Pollution Control Boards? If not, provide steps taken to address the same.**

– The EPR is applicable to the Company's activities. The waste collection plan is in line with EPR plan and same is submitted to authorities as per The Plastic Waste Management Rules.

## Leadership indicators

1. Has the entity conducted Life Cycle Perspective/Assessments (LCA) for any of its products (for manufacturing industry) or for its services (for service industry)? If yes, provide details in the following format?

NIC Code	Name of Product/Service	% of total Turnover contributed	Boundary for which the Life Cycle Perspective/Assessment was conducted	Whether conducted by independent external agency (Yes/No)	Results communicated in public domain (Yes/No) If yes, provide the web-link.
2022	Agro-chemical inputs	100%	Gate to gate	No	No

2. If there are any significant social or environmental concerns and/or risks arising from production or disposal of your products/services, as identified in the Life Cycle Perspective/Assessments (LCA) or through any other means, briefly describe the same along-with action taken to mitigate the same.

Name of Product/Service	Description of the risk/concern	Action Taken
N/A		

3. Percentage of recycled or reused input material to total material (by value) used in production (for manufacturing industry) or providing services (for service industry).

Indicate Input material	Recycled or reused input material to total material	
	2025-26	2024-25
Recycle Water	57%	56%
Energy (Wind/Solar)	26%	26.3%

4. Of the products and packaging reclaimed at end of life of products, amount (in metric tons) reused, recycled, and safely disposed, as per the following format:

	2025-26			2024-25		
	Re-used	Recycled	Safely Disposed	Re-used	Recycled	Safely Disposed
Plastics (including packaging)	–	2849	773	–	2468	639
E-waste	–	18	–	–	1	–
Hazardous waste	4271	1274	11919	4485	1021	10926
Other Waste (Boiler Ash)	–	–	2160	–	–	1867

5. Reclaimed products and their packaging materials (as percentage of products sold) for each product category.

Indicate product category	Reclaimed products and their packaging materials as % of total products sold in respective category
The quantum of such material is negligible	

**PRINCIPLE 3: BUSINESSES SHOULD RESPECT AND PROMOTE THE WELL-BEING OF ALL EMPLOYEES, INCLUDING THOSE IN THE VALUE CHAIN.**

**Essential Indicators**

**1. a. Details of measures for the well-being of employees:**

Category	% of employees covered by										
	Total (A)	Health Insurance		Accident Insurance		Maternity Benefits		Paternity Benefits		Day Care Facilities	
		Number (B)	% (B/A)	Number (C)	% (C/A)	Number (D)	% (D/A)	Number (E)	% (E/A)	Number (F)	% (F/A)
<b>Permanent Employees</b>											
Male	1287	1287	100%	1287	100%	–		–		–	
Female	52	52	100%	52	100%	52	100%	–		–	
<b>Total</b>	<b>1339</b>	<b>1339</b>	<b>100%</b>	<b>1339</b>	<b>100%</b>	<b>52</b>	<b>100%</b>	–		–	
<b>Other than Permanent Employees</b>											
Male	1040	1040	100%	1040	100%	–		–		–	
Female	10	10	100%	10	100%	10	100%	–		–	
<b>Total</b>	<b>1050</b>	<b>1050</b>	<b>100%</b>	<b>1050</b>	<b>100%</b>	<b>10</b>	<b>100%</b>	–		–	

**b. Details of measures for the well-being of workers:**

Category	% of Workers covered by										
	Total (A)	Health Insurance		Accident Insurance		Maternity Benefits		Paternity Benefits		Day Care Facilities	
		Number (B)	% (B/A)	Number (C)	% (C/A)	Number (D)	% (D/A)	Number (E)	% (E/A)	Number (F)	% (F/A)
<b>Permanent Workers</b>											
Male	283	283	100%	283	100%	–	–	–	–	–	–
Female	–	–	–	–	–	–	–	–	–	–	–
<b>Total</b>	<b>283</b>	<b>283</b>	<b>100%</b>	<b>283</b>	<b>100%</b>	–	–	–	–	–	–
<b>Other than Permanent Workers</b>											
Male	2482	330	13.29%	330	13.29%	–	–	–	–	–	–
Female	1	–	–	–	–	1	100%	–	–	–	–
<b>Total</b>	<b>2483</b>	<b>330</b>	<b>13.29</b>	<b>330</b>	<b>13.29</b>	<b>1</b>	<b>100%</b>	–	–	–	–

\* All other contract labours are covered under Employee State Insurance Corporation & Workmen Compensation as per Act i.e. - 2153 out of 2483 in place of HI & AI

**c. Spending on measures towards well-being of employees and workers (including permanent and other than permanent) in the following format:**

	2025-26	2024-25
Cost incurred on well-being measures as a % of total revenue of the Company	0.40%	0.37%

**2. Details of retirement benefits, for Current Financial Year and Previous Financial Year.**

Benefits	2025-26			2024-25		
	No. of employees covered as a % of total employees	No. of workers covered as a % of total workers	Deducted and deposited with the authority (Y/N/N.A.)	No. of employees covered as a % of total employees	No. of workers covered as a % of total workers	Deducted and deposited with the authority (Y/N/N.A.)
PF	100%	100%	Yes	100%	100%	Yes
Gratuity	100%	100%	Yes	100%	100%	Yes
ESI			Yes	100%	100%	Yes
<b>Others:</b>						
SAF	25.39%	–	Yes	26.55%	–	Yes
NPS	3.81%	–	Yes	3.44%	–	Yes

**3. Accessibility of workplaces**

Are the premises/offices of the entity accessible to differently abled employees and workers, as per the requirements of the Rights of Persons with Disabilities Act, 2016? If not, whether any steps are being taken by the entity in this regard.

- Few of our sites including corporate office are disabled friendly.

**4. Does the entity have an equal opportunity policy as per the Rights of Persons with Disabilities Act, 2016? If so, provide a web-link to the policy.**

- Yes

**5. Return to work and Retention rates of permanent employees and workers that took parental leave.**

Gender	Permanent Employees		Permanent Workers	
	Return to work rate	Retention rate	Return to work rate	Retention rate
Male	–	–	–	–
Female	–	–	–	–
<b>Total</b>	–	–	–	–

\* There was no case during year where Maternity Leave availed and returned to work.

**6. Is there a mechanism available to receive and redress grievances for the following categories of employees and worker? If yes, give details of the mechanism in brief.**

Yes/No (If Yes, then give details of the mechanism in brief)

Category	Yes/No (If Yes, then give details of the mechanism in brief)
Permanent Workers	The Company has established a grievance mechanism to create a fair and efficient platform for addressing the grievances of employees and workers. Grievances are received through Verbal (in person), telephone, emails, letters etc. by Human Resources & General Affairs Division. Grievances are investigated by HR & or Concerned function/Dept. If Grievances are genuine corrective action is taken and feedback given to concerned employee. The complaint/grievance redressal happens as per the necessary guidelines. Compliance Committee/POSH Committee/Speak up Policy/Works Committee/Whistle Blower Policy/Union Committee.
Other than Permanent Workers	
Permanent Employees	
Other than Permanent Employees	

**7. Membership of employees and workers in association(s) or Unions recognised by the listed entity:**

Category	2025-26			2024-25		
	Total employees/workers in respective category (A)	No. of employees/workers in respective category, who are part of association(s) or Union (B)	% (B/A)	Total employees/workers in respective category (C)	No. of employees/workers in respective category, who are part of association(s) or Union (D)	% (D/C)
<b>Total Permanent Employees</b>						
Male	1287	148	11.50%	1300	163	12.54%
Female	52	5	9.62%	52	5	9.62%
<b>Total Permanent Workers</b>						
Male	283	161	56.89%	294	170	57.82
Female	–	–	–	–	–	–

**8. Details of training given to employees and workers:**

Category	2025-26					2024-25				
	Total (A)	On Health and Safety Measures		On Skill upgradation		Total (D)	On Health and Safety Measures		On Skill upgradation	
		No. (B)	% (B/A)	No. (C)	% (C/A)		No. (E)	% (E/A)	No. (F)	% (F/A)
<b>Employees</b>										
Male	1287	1270	99%	1090	85%	1300	1253	96%	1094	84%
Female	52	50	96%	43	83%	52	47	90%	42	81%
<b>Total</b>	<b>1339</b>	<b>1320</b>	<b>99%</b>	<b>1133</b>	<b>85%</b>	<b>1352</b>	<b>1300</b>	<b>96%</b>	<b>1136</b>	<b>84%</b>
<b>Workers</b>										
Male	283	283	100%	275	97%	294	294	100%	282	96%
Female	–	–	–	–	–	–	–	–	–	–
<b>Total</b>	<b>283</b>	<b>283</b>	<b>100%</b>	<b>275</b>	<b>97%</b>	<b>294</b>	<b>294</b>	<b>100%</b>	<b>282</b>	<b>96%</b>

**9. Details of performance and career development reviews of employees and workers:**

Category	2025-26			2024-25		
	Total (A)	No. (B)	% (B/A)	Total (C)	No. (D)	% (D/C)
<b>Employees</b>						
Male	1287	1120	87%	1300	1170	90%
Female	52	47	90%	52	47	90%
<b>Total</b>	<b>1339</b>	<b>1167</b>	<b>87%</b>	<b>1352</b>	<b>1217</b>	<b>90%</b>
<b>Workers</b>						
Male	–	–	–	–	–	–
Female	–	–	–	–	–	–
<b>Total</b>	<b>–</b>	<b>–</b>	<b>–</b>	<b>–</b>	<b>–</b>	<b>–</b>

**10. Health and safety management system:**

**a. Whether an occupational health and safety management system has been implemented by the entity? (Yes/ No). If yes, the coverage of such system.**

- Yes, the Occupational Health & Safety Management system covers activities across all manufacturing locations, offices, R&D laboratories, and supply chain management and ensures the protection of environment, health & safety of its employees, contractors, visitors and all other relevant stakeholders.

**b. What are the processes used to identify work-related hazards and assess risks on a routine and non-routine basis by the entity?**

- The Company has risk management processes, which are helpful in identification of occupational hazards and assessment of risk, associated with industrial operation. Company has deployed structured Hazard Assessment, Risk Assessment and Management Processes, which are as followed.
- **HAZOP:** HAZOP study carried out to identify and evaluate potential hazards and operability problems in process or system and to recommend corrective action to mitigate those risk.
- **HIRA:** Hazard identification and risk assessment is carried out to identify potential hazards within a specific process/task and evaluate the risk to ensure safe operation.
- **PSSR:** Prestart up safety review is carried out to ensure a new or modified facility is safe to operate before hazardous operation is commenced.
- **PSR:** Periodic safety review is carried out as a comprehensive assessment of plant design and operations against safety standards and statutory requirements.
- **Work Permit system:** It is a documented process that authorizes and control risk associated with non-routine work. It ensure that proper safety measures are in place before work begins. Several types of permits are issued as per the work requirements i.e., Work, Hot work, Entry Confined space, LOTO, work at height etc.

- **Safety toolbox talk:** It is a short and informal discussion before starting the work to promote safety awareness and reminding workers of potential hazards.
  - **RC Patrol /Plant round:** RC Patrol/Plant round taking regularly to identify Unsafe acts and unsafe conditions, compliance being monitor in daily meeting.
  - **Near miss reporting & investigation:** Near miss reporting & investigation done and corrective action plan horizontal deployment done.
- c. Whether you have processes for workers to report the work-related hazards and to remove themselves from such risks. (Y/N)**
- Yes
- d. Do the employees/ worker of the entity have access to non-occupational medical and healthcare services? (Yes/ No)**
- Yes

**11. Details of safety related incidents, in the following format:**

Safety Incident/Number	Category*	2025-26	2024-25
Lost Time Injury Frequency Rate (LTIFR) (per one Million-person hours worked)	Employees	-	-
	Workers	-	-
Total recordable work-related injuries	Employees	-	-
	Workers	-	-
No. of fatalities	Employees	-	-
	Workers	-	-
High consequence work-related injury or ill-health (excluding fatalities)	Employees	-	-
	Workers	-	-

\* Including in the contract workforce

**12. Describe the measures taken by the entity to ensure a safe and healthy work place.**

- In addition to the measures described in para 10 above, Safety induction training, refresher training, safety and ISO audits, Safety meetings are conducted regularly.

**13. Number of Complaints on the following made by employees and workers:**

Category	2025-26			2024-25		
	Filed during the year	Pending resolution at the end of year	Remarks	Filed during the year	Pending resolution at the end of year	Remarks
Working Conditions	-	-	-	-	-	-
Health and Safety	-	-	-	-	-	-

**14. Assessments for the year:**

	% of your plants and offices that were assessed (by entity or statutory authorities or third parties)
Health and Safety Practices	100% of plants undergo multiple audits on safety, health & environment during the year from statutory, third parties and internal cross-functional teams.
Working conditions	

**15. Provide details of any corrective action taken or underway to address safety-related incidents (if any) and on significant risks/concerns arising from assessments of health & safety practices and working conditions.**

- Issues raised during the audits are duly addressed.  
For health & safety-related incidents a root cause analysis is done by the team which is monitored and reviewed. Corrective measures based on the root cause analysis are taken. It is then shared with all the manufacturing locations for assessment and horizontal deployment.

## Leadership Indicators

1. **Does the entity extend any life insurance or any compensatory package in the event of death of:**
  - (A) Employees
    - Yes
  - (B) Workers
    - Yes
2. **Provide the measures undertaken by the entity to ensure that statutory dues have been deducted and deposited by the value chain partners.**
  - Company regularly monitors and ensures remittance of statutory dues deducted and deposited by the contractors as a part of processing their bills and by conducting periodic audits.

3. **Provide the number of employees/workers having suffered high consequence work-related injury/ill-health/fatalities (as reported in Q11 of Essential Indicators above), who have been /are rehabilitated and placed in suitable employment or whose family members have been placed in suitable employment:**

	Total no. of affected employees/ workers		No. of employees/workers that are rehabilitated and placed in suitable employment or whose family members have been placed in suitable employment	
	2025-26	2024-25	2025-26	2024-25
Employees	-	-	-	-
Workers	-	-	-	-

4. **Does the entity provide transition assistance programs to facilitate continued employability and the management of career endings resulting from retirement or termination of employment? (Yes/ No)**
  - The Company provides opportunities for engagement on specific projects/assignments across the organisation.
5. **Details on assessment of value chain partners:**

	% of value chain partners (by value of business done with such partners) that were assessed
Health and Safety Practices	75.00%
Working conditions	

6. **Provide details of any corrective actions taken or underway to address significant risks / concerns arising from assessments of health and safety practices and working conditions of value chain partners.**

The Company has not identified any significant risks or concerns in the health and safety practices or working conditions of its value chain partners. However, as part of its continuous improvement efforts, any observed risks or concerns have been discussed and communicated to the respective value chain partners.

## PRINCIPLE 4: BUSINESSES SHOULD RESPECT THE INTERESTS OF AND BE RESPONSIVE TO ALL ITS STAKEHOLDERS.

### Essential Indicators

1. **Describe the processes for identifying key stakeholder groups of the entity.**
  - Internal and external groups of stakeholders have been identified. Presently, the given stakeholder groups have the immediate impact on the operations and working of the Company. This includes Employees, Shareholders, Customers, Communities, Suppliers, Partners and Vendors.

**2. List stakeholder groups identified as key for your entity and the frequency of engagement with each stakeholder group.**

Stakeholder Group	Whether identified as Vulnerable & Marginalised group (Yes/ No)	Channels of communication (Email, SMS, Newspaper, pamphlets, advertisements, community meetings, Notice board, website, others).	Frequency of engagement. (Annually, Half Yearly, Quarterly/ others – Please Specify).	Purpose and scope of engagement including key topics and concerns raised during such engagements.
Shareholders	No	Email, Website & Advertisement in Newspapers	Quarterly	Share price appreciation, dividends, profitability and financial stability, robust ESG practices, climate change risks, cyber risks, growth prospects
Employees	No	Email, notice board, internal magazines and intranet among others	Need based	–
Customers/ Consumers	No	Email, newspaper, pamphlets, advertisements, community meetings and website, among others	Need based	–
Suppliers/ Partners	No	Periodic vendor visits, physical & virtual meetings, email, Phone calls	Meetings at least twice a year	Supply sustainability, market conditions, significant risk factors, Material quality, best practices in industry
Communities	Yes	Email, SMS, newspaper, pamphlets, advertisements, community meetings, and website, among others	Need based	–

### Leadership Indicators

**1. Provide the processes for consultation between stakeholders and the Board on economic, environmental and social topics or if consultation is delegated, how is feedback from such consultations provided to the Board.**

The Management regularly interacts with key stakeholders i.e. investors, customers, suppliers, employee, etc. The Company has focused on this aspect through its various policies (Environment, Health, Safety and Responsible Care) policy and updates its progress periodically.

**2. Whether stakeholder consultation is used to support the identification and management of environmental and social topics (Yes/No). If so, provide details of instances as to how the inputs received from stakeholders on these topics were incorporated into policies and activities of the entity.**

– Not applicable. Inputs from employees are considered for evolving/amending employee related policies. Inputs from customers and consumers are considered for improving product packaging and consumer awareness programmes. Community inputs are considered for CSR policies and programs.

**3. Provide details of instances of engagement with and actions taken to, address the concerns of vulnerable/ marginalised stakeholder groups.**

The Company's manufacturing sites are surrounded by disadvantaged, vulnerable and marginalised communities with poor socio-economic indicators. The Company's structured and planned affirmative action strategies are focussed on education, health, employability, employment and entrepreneurship, women's empowerment, and rural/integrated village development, which exhibits the Company's commitment to sustain the communities it serves.

**PRINCIPLE 5: BUSINESSES SHOULD RESPECT AND PROMOTE HUMAN RIGHTS.**

**Essential Indicators**

1. Employees and workers who have been provided training on human rights issues and policy(ies) of the entity, in the following format:

Category	2025-26			2024-25		
	Total (A)	No. of employees/workers covered (B)	% (B/A)	Total (C)	No. of employees/workers covered (D)	% (D/C)
<b>Employees</b>						
Permanent	1339	1339	100%	1352	1352	100%
Other than Permanent	1050	1050	100%	975	975	100%
<b>Total Employees</b>	<b>2389</b>	<b>2389</b>	<b>100%</b>	<b>2327</b>	<b>2327</b>	<b>100%</b>
<b>Workers</b>						
Permanent	283	283	100%	294	294	100%
Other than Permanent	2483	2250	91%	2514	2245	89%
<b>Total Employees</b>	<b>2766</b>	<b>2533</b>	<b>92%</b>	<b>2808</b>	<b>2539</b>	<b>90%</b>

2. Details of minimum wages paid to employees and workers in the following format:

Category	2025-26					2024-25				
	Total (A)	Equal to Minimum Wage		More than Minimum Wage		Total (D)	Equal to Minimum Wage		More than Minimum Wage	
		No. (B)	% (B/A)	No. (C)	% (C/A)		No. (E)	% (E/A)	No. (F)	% (F/A)
<b>Employees</b>										
<b>Permanent</b>										
Male	1287	–	–	1287	100%	1300	–	–	1300	100%
Female	52	–	–	52	100%	52	–	–	52	100%
<b>Other than Permanent</b>										
Male	1040	–	–	1040	100%	965	–	–	965	100%
Female	10	–	–	10	100%	10	–	–	10	100%
<b>Workers</b>										
<b>Permanent</b>										
Male	283	–	–	283	100%	294	–	–	294	100%
Female	–	–	–	–	–	–	–	–	–	–
<b>Other than Permanent</b>										
Male	2482	827	33.32%	1655	66.68%	2513	577	22.96%	1936	77.04%
Female	1	1	100%	–	–	1	1	100%	–	–

**3. Details of Remunerations/salary/wages, in the following format: (2025-26)**

	Male		Female	
	Number	Median remuneration/ salary/ wages of respective category (₹ in Million)	Number	Median remuneration/ salary/ wages of respective category (₹ in Million)
Board of Directors (BoD)	8	3.37	1	3.39
Key Managerial Personnel (including Board Members)	4	30.06	1	3.34
Employees other than BoD and KMP	1283	0.84	51	1.08
Workers	283	0.48	–	–

**a. Gross wages paid to females as % of total wages paid by the entity in the following format:**

	2025-26	2024-25
Gross wages paid to females as % of total wages	3.36%	3.11%

**4. Do you have a focal point (Individual/ Committee) responsible for addressing human rights impacts or issues caused or contributed to by the business? (Yes/No)**

– Yes

**5. Describe the internal mechanisms in place to redress grievances related to human rights issues.**

– The Company has Equal Opportunity policy, Code of Ethics & Anti-Bribery policies, a POSH policy, and a Whistle Blower policy, under which there are various committees like the Compliance Committee, the Internal Complaint Committee, and the Speak-up Committee, among others, wherein the mechanisms are in place to redress the grievances related to human rights.

**6. Number of Complaints on the following made by employees and workers:**

Category	2025-26			2024-25		
	Filed during the year	Pending resolution at the end of year	Remarks	Filed during the year	Pending resolution at the end of year	Remarks
Sexual Harassment	–	–	–	–	–	–
Discrimination at workplace	–	–	–	–	–	–
Child Labour	–	–	–	–	–	–
Forced Labour/ Involuntary Labour	–	–	–	–	–	–
Wages	–	–	–	–	–	–
Other human Rights related Issues	–	–	–	–	–	–

**7. Complaints filed under the Sexual Harassment of Women at Workplace (Prevention, Prohibition and Redressal) Act, 2013, in the following format:**

	2025-26	2024-25
Total Complaints reported under Sexual Harassment of Women at Workplace (Prevention, Prohibition and Redressal) Act, 2013 (POSH)	–	–
Complaints on POSH as a % of female employees/workers	–	–
Complaints on POSH upheld	–	–

**8. Mechanisms to prevent adverse consequences to the complainant in discrimination and harassment cases.**

- As a part of its Code of Conduct, the Company prohibits all types of retaliation against individuals who report valid concerns, and any individuals found to be targeting such individuals will face disciplinary consequences

**9. Do human rights requirements form part of your business agreements and contracts? (Yes/No)**

- Yes

**10. Assessments for the year:**

	<b>% of your plants and offices that were assessed (by entity or statutory authorities or third parties)</b>
Child labour	–
Forced/involuntary labour	–
Sexual harassment	–
Discrimination at workplace	–
Wages	100% by Auditors
Others : Please Specify.	–

**11. Provide details of any corrective actions taken or underway to address significant risks/concerns arising from the assessments at Question 9 above.**

- There were no audit concerns/assessment in the above areas.

**Leadership Indicators**

**1. Details of a business process being modified/introduced as a result of addressing human rights grievances/complaints.**

- No grievances/complaints on Human Rights violations have been recorded.

**2. Details of the scope and coverage of any Human rights due-diligence conducted.**

- The organization is committed to promoting and upholding human rights principles and aligns with human rights policies. It conducts regular training programs to raise awareness among employees regarding the human rights policy.

**3. Is the premise/office of the entity accessible to differently abled visitors, as per the requirements of the Rights of Persons with Disabilities Act, 2016?**

- Few of our sites including corporate office are disabled friendly.

**4. Details on assessment of value chain partners:**

	<b>% of value chain partners (by value of business done with such partners) that were assessed</b>
Sexual harassment	75%
Discrimination at workplace	
Child labour	
Forced/involuntary labour	
Wages	
Others : Please Specify.	

**5. Provide details of any corrective actions taken or underway to address significant risks/concerns arising from the assessments at Question 4 above.**

The Company has not seen any significant risk/concern in the health & safety practices and working conditions of its value chain partners. As a measure for improvement the risk/concerns were discussed and highlighted with the value chain partners.

**PRINCIPLE 6: BUSINESSES SHOULD RESPECT AND MAKE EFFORTS TO PROTECT AND RESTORE THE ENVIRONMENT****Essential Indicators****1. Details of total energy consumption (in Joules or multiples) and energy intensity, in the following format:**

Parameters	2025-26	2024-25
<b>From renewable sources (GJ)</b>		
Total electricity consumption (A)	29797	31397
Total fuel consumption (B)	–	–
Energy consumption through other sources (C)	–	–
<b>Total energy consumed from renewable sources (A+B+C)</b>	<b>29797</b>	<b>31397</b>
<b>From non-renewable sources</b>		
Total electricity consumption (D)	86953	87960
Total fuel consumption (E)	286617	287992
Energy consumption through other sources (F)	–	–
Total energy consumed from non-renewable sources (D+E+F)	373570	375952
<b>Total energy consumed (A+B+C+D+E+F)</b>	<b>403367</b>	<b>407349</b>
Energy intensity per rupee of turnover (GJ/Rs) (Total energy consumed/Revenue from operations)	<b>1.28*10<sup>-5</sup></b>	<b>1.33*10<sup>-5</sup></b>
<b>Energy intensity per rupee of turnover adjusted for Purchasing Power Parity (PPP)</b> (Total energy consumed/Revenue from operations adjusted for PPP)	26*10 <sup>-5</sup>	27.5*10 <sup>-5</sup>
<b>Energy intensity in terms of physical output (GJ/Rs)</b>	6.4*10 <sup>-3</sup>	6.1*10 <sup>-3</sup>
Energy intensity (optional) – the relevant metric may be selected by the entity	–	–

2024-25 data revised as per IPCC AR6 guideline for scope1 and energy consumption.

Note: Indicate if any independent assessment/ evaluation/assurance has been carried out by an external agency? (Y/N) If yes, name of the external agency.

– Yes, M/s Chokshi & Chokshi LLP, Chartered Accountants, Assurance Provider

**2. Does the entity have any sites/facilities identified as designated consumers (DCs) under the Performance, Achieve and Trade (PAT) Scheme of the Government of India? (Y/N) If yes, disclose whether targets set under the PAT scheme have been achieved. In case targets have not been achieved, provide the remedial action taken, if any.**

– Not Applicable

**3. Provide details of the following disclosures related to water, in the following format:**

Parameters	2025-26	2024-25
<b>Water withdrawal by source (in kilolitres)</b>		
(i) Surface water (Earth's surface in Ponds, River, Lake & Streams etc.)	0	0
(ii) Groundwater (underground formation)	3636	2988
(iii) Third party water (municipal water and other private suppliers of water)	175329	178564
(iv) Seawater/desalinated water (refers to water in a sea or ocean)	0	0
(v) Others (STP)	312066	311985
<b>Total volume of water withdrawal (in kilolitres) (i + ii + iii + iv + v)</b>	<b>491031</b>	<b>493536</b>
<b>Total volume of water consumption (in kilolitres)</b>	<b>491031</b>	<b>493536</b>
<b>Water intensity per rupee of Turnover</b> (Total water consumption/Revenue from operations)	<b>1.55*10<sup>-5</sup></b>	1.6*10 <sup>-5</sup>
<b>Water intensity</b> (optional) – the relevant metric may be selected by the entity	NA	NA

Note: Indicate if any independent assessment/ evaluation/assurance has been carried out by an external agency? (Y/N) If yes, name of the external agency.

– Yes, M/s Chokshi & Chokshi LLP, Chartered Accountants, Assurance Provider

**4. Provide the following details related to water discharged:**

Parameter	2025-26	2024-25
<b>Water discharge by destination and level of treatment (in kilolitres)</b>		
(i) To Surface water		
– No treatment	0	0
– With treatment - please specify level of treatment	0	0
(ii) To Groundwater		
– No treatment	0	0
– With treatment - please specify level of treatment	0	0
(iii) To Seawater		
– No treatment	0	0
– With treatment - please specify level of treatment	208304	203202
(iv) Sent to third-parties		
– No treatment	0	0
– With treatment - please specify level of treatment	0	0
(v) Others		
– No treatment	0	0
– With treatment - please specify level of treatment	684	1001
<b>Total water discharged (in kilolitres)</b>	<b>208988</b>	<b>204203</b>

**5. Has the entity implemented a mechanism for Zero Liquid Discharge? If yes, provide details of its coverage and implementation.**

- Yes, The Company has prioritized water conservation and stewardship efforts, with a specific focus on preserving and recycling each individual drop of water. Gajod and Silvassa sites have implemented zero liquid discharge and waste effluent water treated and recycled back.

**6. Please provide details of air emissions (other than GHG emissions) by the entity, in the following format:**

Parameters	Please specify unit	2025-26	2024-25
NOx	PPM	15	11
Sox	PPM	19	17
Particulate matter (PM)	mg/Nm3	52	45
Persistent organic pollutants (POP)	PPM	0	0
Volatile organic compounds (VOC)	PPM	0.3	0.3
Hazardous air pollutants (HAP)	PPM	0	0
Others – please specify			

Note: Indicate if any independent assessment/ evaluation/assurance has been carried out by an external agency? (Y/N) If yes, name of the external agency.

- Yes, during the year various agencies are engaged for independent assessment, evaluation, assurance like TUV, Bureau Veritas, Govt. approved external environmental monitoring agency etc.

7. Provide details of greenhouse gas emissions (Scope 1 and Scope 2 emissions) & its intensity, in the following format:

Parameters	Unit	2025-26	2024-25
<b>Total Scope 1 emissions</b> (Break-up of the GHG into CO <sub>2</sub> , CH <sub>4</sub> , N <sub>2</sub> O, HFCs, PFCs, SF <sub>6</sub> , NF <sub>3</sub> , if available)	Metric tons of CO <sub>2</sub> equivalent	23410	23524
<b>Total Scope 2 emissions</b> (Break-up of the GHG into CO <sub>2</sub> , CH <sub>4</sub> , N <sub>2</sub> O, HFCs, PFCs, SF <sub>6</sub> , NF <sub>3</sub> , if available)	Metric tons of CO <sub>2</sub> equivalent	17149	17763
<b>Total Scope 1 and Scope 2 emissions per rupee of Turnover</b> (Total Scope 1 and Scope 2 GHG emissions/ Revenue from operations)	MT CO <sub>2</sub> /₹	1.29*10 <sup>-6</sup>	1.35*10 <sup>-6</sup>
<b>Total Scope 1 and Scope 2 emission intensity per rupee of turnover adjusted for Purchasing Power Parity (PPP)</b> (Total Scope 1 and Scope 2 GHG emissions/Revenue from operations adjusted for PPP)	–	26.1*10 <sup>-6</sup>	27.9*10 <sup>-6</sup>
<b>Total Scope 1 and Scope 2 emissions intensity in terms of physical output</b>	MT CO <sub>2</sub> /KG	6.4*10 <sup>-4</sup>	6.2*10 <sup>-4</sup>
<b>Total Scope 1 and Scope 2 emission intensity (optional)</b> – the relevant metric may be selected by the entity	–	–	–

GHG scope 1 working for 2024-25 revised as per IPCC AR6 guideline.

Note: Indicate if any independent assessment/ evaluation/assurance has been carried out by an external agency? (Y/N) If yes, name of the external agency.

– Yes, M/s Chokshi & Chokshi LLP, Chartered Accountants, Assurance Provider

8. Does the entity have any project related to reducing Green House Gas emission? If Yes, then provide details.

– Yes. Company has captive renewable power generation units. Wind turbine generators & Solar power plants are installed for generating renewable power for captive use.

9. Provide details related to waste management by the entity, in the following format:

Parameters	2025-26	2024-25
<b>Total waste generated (in metric tons)</b>		
Plastic waste (A)	3623	3107
E-waste (B)	18	1.05
Bio-medical waste (C)	0.1	0.1
Construction and demolition waste (D)	0	0
Battery waste (E)	0	0.1
Radioactive waste (F)	0	0
Other Hazardous waste. Please specify, if any. (G) (Landfill and incineration)	11919	10926
Other Non-hazardous waste generated (H). Please specify, if any. (Break-up by composition i.e. by materials relevant to the sector)	515	404
<b>Total (A + B + C + D + E + F + G + H)</b>	<b>16075</b>	<b>14438</b>
<b>Waste intensity per rupee of turnover (MT/Rs)</b> (Total waste generated/Revenue from operations)	<b>5.1*10<sup>-7</sup></b>	<b>4.7 X 10<sup>-7</sup></b>
<b>Waste intensity per rupee of turnover adjusted for Purchasing Power Parity (PPP)</b> (Total waste generated/Revenue from operations adjusted for PPP)	<b>103.6*10<sup>-7</sup></b>	<b>97.5*10<sup>-7</sup></b>
<b>Waste intensity in terms of physical output (MT/KG)</b>	<b>2.55*10<sup>-4</sup></b>	<b>2.2*10<sup>-4</sup></b>
<b>Waste intensity (optional)</b> – the relevant metric may be selected by the entity	–	–

Parameters	2025-26	2024-25
<b>For each category of waste generated, total waste recovered through recycling, re-using or other recovery operations (in metric tonnes)</b>		
<b>Category of waste</b>		
(i) Recycled (Uncontaminated plastic waste, bi-product)	4141	3490
(ii) Re-used (Bromine recovery)	4271	4485
(iii) Other recovery operations (Boiler ash)	2160	1867
<b>Total</b>	<b>10572</b>	<b>9842</b>
<b>For each category of waste generated, total waste disposed by nature of disposal method (in metric tons)</b>		
<b>Category of waste</b>		
Incineration	1658	1660
Landfilling	10278	9267
Other disposal operations	0	35.91
<b>Total</b>	<b>11936</b>	<b>10962</b>

Reference - PPP conversion rate from IMF guideline.

Note: Indicate if any independent assessment/ evaluation/assurance has been carried out by an external agency? (Y/N) If yes, name of the external agency.

- Yes, during the year various agencies are engaged for independent assessment, evaluation, assurance like TUV, Bureau Veritas, Govt. approved external environmental monitoring agency etc.

**10. Briefly describe the waste management practices adopted in your establishments. Describe the strategy adopted by your Company to reduce usage of hazardous and toxic chemicals in your products, processes and the practices adopted to manage such wastes.**

- Waste is segregated at source. Disposal of hazardous waste is carried out as per Hazardous waste management rule.
- Recycling of Plastic waste as per Plastic Waste Management Rules and safe disposal of other hazardous waste across the locations as per State Pollution Control Board norms.

**11. If the entity has operations/offices in/around ecologically sensitive areas (such as national parks, wildlife sanctuaries, biosphere reserves, wetlands, biodiversity hotspots, forests, coastal regulation zones etc.) where environmental approvals/clearances are required, please specify details in the following format:**

S. No.	Location of operations/offices	Type of operations	Whether the conditions of environmental approval/clearance are being complied with? (Y/N) If no, the reasons thereof and Corrective action taken, if any.
No			

**12. Details of environmental impact assessments of projects undertaken by the entity based on applicable laws, in the current financial year:**

Name and brief details of project	EIA Notification No.	Date	Whether conducted by independent external agency (Yes/No)	Results communicated in public domain (Yes/No)	Relevant Web link
No					

**13. Is the entity compliant with the applicable environmental law/ regulations/ guidelines in India; such as the Water (Prevention and Control of Pollution) Act, Air (Prevention and Control of Pollution) Act, Environment Protection act and rules thereunder (Y/N). If not, provide details of all such non-compliances, in the following format:**

- Yes, the Company comply with all the above-mentioned acts & rules.

## Leadership Indicators

### 1. Water withdrawal, consumption and discharge in areas of water stress (in kilolitres):

For each facility/plant located in areas of water stress, provide the following information:

- (i) Name of the area – Gajod Plant
- (ii) Nature of operations – Manufacturing
- (iii) Water withdrawal, consumption and discharge in the following format:

Parameters	2025-26	2024-25
<b>Water withdrawal by source (in kilolitres)</b>		
(i) Surface water (Earth's surface in Ponds, River, Lake & Streams etc.)	–	–
(ii) Groundwater (underground formation)	3636	2988
(iii) Third party water (municipal water and other private suppliers of water)	29127	29043
(iv) Seawater/desalinated water (refers to water in a sea or ocean)	–	–
(v) Others (STP)	4506	8916
<b>Total volume of water withdrawal (in kilolitres) (i + ii + iii + iv + v)</b>	<b>37269</b>	<b>40947</b>
<b>Total volume of water consumption (in kilolitres)</b>	<b>37269</b>	<b>40947</b>
<b>Water intensity per rupee of Turnover</b> (Total water consumption/Revenue from operations)	1.18*10 <sup>-6</sup>	1.34*10 <sup>-6</sup>
<b>Water intensity</b> (optional) – the relevant metric may be selected by the entity	–	–
<b>Water discharge by destination and level of treatment (in kilolitres)</b>		
(i) To Surface Water		
- No treatment	–	–
- With treatment - please specify level of treatment	–	–
(ii) To Groundwater		
- No treatment	–	–
- With treatment - please specify level of treatment	–	–
(iii) To seawater		
- No treatment	–	–
- With treatment - please specify level of treatment	–	–
(iv) Sent to third-parties		
- No treatment	–	–
- With treatment - please specify level of treatment	–	–
(v) Others		
- No treatment	–	–
- With treatment - please specify level of treatment	–	–
<b>Total water discharged (in kilolitres)</b>	–	–

2024-25 data corrected for water stress area.

Note: Indicate if any independent assessment/ evaluation/assurance has been carried out by an external agency? (Y/N) If yes, name of the external agency.

- Yes, during the year various agencies are engaged for independent assessment, evaluation, assurance like TUV, Bureau Veritas, Govt. approved external environmental monitoring agency etc.

**2. Please provide details of total of total Scope 3 emissions & its intensity, in the following format:**

Parameters	Unit	2025-26	2024-25
<b>Total Scope 3 emissions</b> (Break-up of the GHG into CO <sub>2</sub> , CH <sub>4</sub> , N <sub>2</sub> O, HFCs, PFCs, SF <sub>6</sub> , NF <sub>3</sub> , if available)	Metric tons of CO <sub>2</sub> equivalent	10149	9810
<b>Total Scope 3 emissions per rupee of turnover</b>		3.22*10 <sup>-7</sup>	3.2*10 <sup>-7</sup>
<b>Total Scope 3 emission intensity</b> (optional) – the relevant metric may be selected by the entity		–	–

GHG scope 3 working for 2024-25 revised as per IPCC AR6 guideline.

Note: Indicate if any independent assessment/ evaluation/assurance has been carried out by an external agency? (Y/N) If yes, name of the external agency

– No

**3. With respect to the ecologically sensitive areas reported at Question 11 of Essential Indicators above, provide details of significant direct & indirect impact of the entity on biodiversity in such areas along-with prevention and remediation activities.**

– NA

**4. If the entity has undertaken any specific initiatives or used innovative technology or solutions to improve resource efficiency, or reduce impact due to emissions/effluent discharge/waste generated, please provide details of the same as well as outcome of such initiatives, as per the following format:**

Sr. No.	Initiative undertaken	Details of the initiative (Web-link, if any, may be provided along-with summary)	Outcome of the initiative
1	Carbon Neutrality	Renewable power generation	Green house gases emission reduction
2	Integrated waste management	Recycling of post used Plastic waste at end user	Environmental impact is reduced
3	Waste Water management	Municipal Sewage water treatment to produce industrial water	Conservation of natural resources
4	Use of Bio Fuel	Use of Briquette made from agro waste	Conservation of natural resources
5	Waste heat recovery	Waste heat is used to preheat the boiler feed	Enhance thermal efficiency of boiler

**5. Does the entity have a business continuity and disaster management plan? Give details in 100 words/ web link.**

– The Company has the Onsite emergency plan. Onsite emergency plan is important for effective management of an incident to minimize the losses to the people and property, both in and around the facility. Emergency planning demonstrates the organisational commitment to the safety of the employees and increases our organisation's safety awareness. Periodical emergency drills are carried out to check the effectiveness of the onsite emergency plan. On site emergency plan are reviewed periodically and updated.

6. **Disclose any significant adverse impact to the environment, arising from the value chain of the entity. What mitigation or adaptation measures have been taken by the entity in this regard.**
- Production and movement of chemical products cause generation of GHG. Company continues to measure and work on initiatives to reduce the level of GHG generation in all areas of the business.
7. **Percentage of value chain partners (by value of business done with such partners) that were assessed for environmental impacts.**
- Around 75%

**PRINCIPLE 7: BUSINESSES, WHEN ENGAGING IN INFLUENCING PUBLIC AND REGULATORY POLICY, SHOULD DO SO IN A MANNER THAT IS RESPONSIBLE AND TRANSPARENT**

**Essential Indicators**

1. a. **Number of affiliations with trade and industry chambers/ associations.**
- b. **List the top 10 trade and industry chambers/ associations (determined based on the total members of such body) the entity is a member of/ affiliated to.**

S. No.	Name of the trade and industry chambers/ associations	Reach of trade and industry chambers/ associations (State/National)
1	CropLife India	National
2	Agrochemical Federation of India	National
3	Crop Care Federation of India	National
4	Pesticide Manufactures and Formulators Association of India	National
5	Association of Pesticide Manufacturers	National
6	Federation of Indian Chamber of Commerce and Industry	National
7	Confederation of Indian Industry	National

2. Provide details of corrective action taken or underway on any issues related to anti-competitive conduct by the entity, based on adverse orders from regulatory authorities.

Name of authority	Brief of the case	Corrective action taken
	None	

**Leadership Indicators**

1. **Details of public policy positions advocated by the entity:**

Sr. No.	Public policy advocated	Method resorted for such advocacy	Whether information available in public domain (Yes/No)	Frequency of Review by Board (Annually/Half yearly/ Quarterly/Others – Please specify)	Weblink, if available
Not applicable					

## PRINCIPLE 8: BUSINESSES SHOULD PROMOTE INCLUSIVE GROWTH AND EQUITABLE DEVELOPMENT

### Essential Indicators

1. Details of Social Impact Assessments (SIA) of projects undertaken by the entity based on applicable laws, in the current financial year.

Name and brief details of project	SIA Notification No.	Date of notification	Whether conducted by independent external agency (Yes/No)	Results communicated in public domain (Yes/No)	Relevant Web link
Not applicable					

2. Provide information on project(s) for which ongoing Rehabilitation and Resettlement (R&R) is being undertaken by your entity, in the following format:

S. No.	Name of Project for which R&R is ongoing	State	District	No. of Project Affected Families (PAFs)	% of PAFs covered by R&R	Amounts paid to PAFs in the FY (In ₹)
None						

3. Describe the mechanisms to receive and redress grievances of the community.

– Not Applicable

4. Percentage of input material (inputs to total inputs by value) sourced from suppliers:

	2025-26	2024-25
Directly sourced from MSMEs/ small producers	18%	16.74%
Directly from within India	53%	45%

5. Job creation in smaller towns – Disclose wages paid to persons employed (including employees or workers employed on a permanent or non-permanent/on contract basis) in the following locations, as % of total wage cost

Location	2025-26	2024-25
Rural	21.50%	24.52%
Semi-urban	3.63%	3.37%
Urban	42.06%	37.36%
Metropolitan	32.81%	34.75%

(Place to be categorized as per RBI Classification System - rural/semi-urban/urban/metropolitan)

### Leadership Indicators

1. Provide details of actions taken to mitigate any negative social impacts identified in the Social Impact Assessments (Reference: Question 1 of Essential Indicators above):

Details of negative social impact identified	Corrective action taken
None	

2. Provide the following information on CSR projects undertaken by your entity in designated aspirational districts as identified by government bodies:

S. No.	State	Aspirational District	Amount Spent (in ₹ Million)
1.	Delhi	Delhi	1.18
2.	Goa	Goa	5.00
3.	Gujarat	Bharuch	0.20
4.	Gujarat	Bhavnagar	10.00
5.	Gujarat	Kachchh	8.92
6.	Gujarat	Nadiyad	10.00
7.	Gujarat	Silvassa	0.39
8.	Gujarat	Vapi	6.02
9.	Maharashtra	Mumbai	41.41
10.	Maharashtra	Palghar	6.86
11.	Maharashtra	Thane	0.50
12.	West Bengal	Kolkata	33.50
	<b>Total</b>		<b>123.98</b>

3. (a) Do you have a preferential procurement policy where you give preference to purchase from suppliers comprising marginalised /vulnerable groups? (Yes/No)
- No
- (b) From which marginalised /vulnerable groups do you procure?
- Not applicable
- (c) What percentage of total procurement (by value) does it constitute?
- Not applicable

4. Details of the benefits derived and shared from the intellectual properties owned or acquired by your entity (in the current financial year), based on traditional knowledge:

S. No.	Intellectual Property based on traditional knowledge	Owned/ Acquired (Yes/No)	Benefit shared (Yes/No)	Basis of calculating benefit share
				None

5. Details of corrective actions taken or underway, based on any adverse order in intellectual property related disputes wherein usage of traditional knowledge is involved.

Name of authority	Brief of the case	Corrective action taken
		None

## 6. Details of beneficiaries of CSR Projects:

Approximate project-wise beneficiaries (including vulnerable and marginalised groups) are mentioned below:

S. No.	CSR Project	No. of persons benefitted from CSR projects.	% of beneficiaries from vulnerable and marginalised groups
1	Education & Skill Development	35375	100%
2	Eradicating Hunger	4525	100%
3	Health Care (Community and Animal)	40342	100%
4	Promote rural / National sports	3398	100%
5	Promoting Education & Vocation Skills for differently abled	1805	100%
6	Protection of Flora & Fauna	12000	100%
7	Protection of National Heritage	500	100%
8	Rural Development Projects	43112	100%
9	Women Empowerment	657	100%
10	Environment Sustainability	7413	100%
	<b>Grand Total</b>	<b>149127</b>	<b>100%</b>

## PRINCIPLE 9: BUSINESSES SHOULD ENGAGE WITH AND PROVIDE VALUE TO THEIR CONSUMERS IN A RESPONSIBLE MANNER.

### Essential Indicators

#### 1. Describe the mechanisms in place to receive and respond to consumer complaints and feedback.

- A consumer complaint number is printed in each label through which consumers can lodge a complaint. Consumers can reach us through our website. Our sales employees based in field can be reached out either directly or through the trade partners.

#### 2. Turnover of products and/ services as a percentage of turnover from all products/service that carry information about:

	As a percent to total turnover
Environmental and Social parameters relevant to the products	100%
Safe and responsible usage	100%
Recycling and/or safe disposal	100%

#### 3. Number of consumer complaints in respect of the following:

	2025-26		Remarks	2024-25		Remarks
	Received during the year	Pending resolution at end of year		Received during the year	Pending resolution at end of year	
Data privacy	Nil	Nil		Nil	Nil	
Advertising						
Cyber-Security						
Delivery of Essential Services						
Restrictive Trade Practices						
Unfair Trade Practices						
Other						

**4. Details of instances of product recalls on account of safety issues:**

	Number	Reasons for recall
Voluntary recalls	–	–
Forced recalls	–	–

**5. Does the entity have a framework/ policy on cyber security and risks related to data privacy? (Yes/No) If available, provide a web-link of the policy.**

– Yes

**6. Provide details of any corrective actions taken or underway on issues relating to advertising, and delivery of essential services; cyber security and data privacy of customers; re-occurrence of instances of product recalls; penalty/action taken by regulatory authorities on safety of products/services.**

– Nil

**7. Provide the following information relating to data breaches:**

a. Number of instances of data breaches : Nil

b. Percentage of data breaches involving personally identifiable information of customers : N/A

c. Impact, if any, of the data breaches : Nil

**Leadership Indicators**

**1. Channels/platforms where information on products and services of the entity can be accessed (provide web link, if available).**

– Physical leaflets, Social Media and Company's website

**2. Steps taken to inform and educate consumers about safe and responsible usage of products and/or services.**

– Through regular farmer meetings, channel partner meetings and online medium

**3. Mechanisms in place to inform consumers of any risk of disruption/discontinuation of essential services.**

– N.A.

**4. Does the entity display product information on the product over and above what is mandated as per local laws? (Yes/No/Not Applicable) If yes, provide details in brief. Did your entity carry out any survey with regard to consumer satisfaction relating to the major products/services of the entity, significant locations of operation of the entity or the entity as a whole? (Yes/No)**

– No

# INDEPENDENT PRACTITIONER'S REASONABLE ASSURANCE REPORT ON IDENTIFIED SUSTAINABILITY INFORMATION IN SUMITOMO CHEMICAL INDIA LIMITED BUSINESS RESPONSIBILITY & SUSTAINABILITY REPORT

To

The Board of Directors

Sumitomo Chemical India Limited

## 1. INTRODUCTION

We have undertaken to perform assurance engagement, for **Sumitomo Chemical India Limited** (the "Company") vide our engagement letter dated January 7, 2026, in respect of the agreed Sustainability Information listed below (the "Identified Sustainability Information") in accordance with the criteria stated in paragraph 3 below. This sustainability information is included in the Business Responsibility & Sustainability Report (the "BRSR" or the "Report") of the company for the year ended March 31, 2026.

The engagement was performed by a multidisciplinary team comprising assurance professionals and subject matter specialists with experience in sustainability reporting, environmental performance, social compliance, greenhouse gas accounting and governance frameworks.

## 2. IDENTIFIED SUSTAINABILITY INFORMATION

Our scope of reasonable assurance consists of the Sustainability Information listed in the Appendix I to this report. The reporting boundary of the Report is as disclosed in Question 13 of Section A: General Disclosure of the BRSR with exceptions disclosed by way of note under respective questions of the BRSR, where applicable.

Our assurance engagement relates only to the information for the financial year ended March 31, 2026. We have not performed procedures with respect to prior periods, comparative information, forecasts, targets, projections or any other elements included in the Report and, accordingly, do not express any conclusion thereon.

## 3. CRITERIA

The Criteria used by the Company to prepare the Identified Sustainability Information is as under:

- Regulation 34(2)(f) of the Securities and Exchange Board of India (the "SEBI") (Listing Obligations and Disclosure Requirements), Regulations, 2015 as amended;
- Business Responsibility and Sustainability Reporting Requirements for listed entities per Master Circular No. SEBI/HO/CFD/PoD2/ CIR/P/0155 dated November 11, 2024 (the "SEBI Master Circular");
- SEBI Press Release PR No.36/2024 dated December 18, 2024;
- Industry Standards on Reporting of BRSR Core as per SEBI Circular SEBI/HO/CFD/CFD PoD-1/P/ CIR/2024/177 dated December 20, 2024; and
- SEBI Circular SEBI/HO/CFD/CFD - PoD-1/P/ CIR/2025/42 dated March 28, 2025.
- SEBI Master Circular HO/49/14/14(7)2025-CFD-POD2/I/3762/2026 updated on January 30, 2026.

## 4. MANAGEMENT'S RESPONSIBILITY

The Company's management is responsible for selecting or establishing suitable criteria for preparing the Sustainability Information including the reporting boundary of the Report, taking into account applicable laws and regulations, if any, related to reporting on the Sustainability Information, identification of key aspects, engagement with stakeholders, content, preparation and presentation of the Identified Sustainability Information in accordance with the Criteria. This responsibility includes design, implementation and maintenance of internal controls relevant to the preparation of the Report and the measurement of Identified Sustainability Information, which is free from material misstatement, whether due to fraud or error.

## 5. INHERENT LIMITATIONS

The absence of a significant body of established practice on which to draw to evaluate and measure non-financial information allows for different, but acceptable, measures and measurement techniques and can affect comparability between companies.

## 6. OUR INDEPENDENCE AND QUALITY CONTROL

We have maintained our independence and confirm that we have met the requirements of the Code of Ethics issued by the Institute of Chartered Accountants of India (the "ICAI") and the SEBI Master Circular, and its clarifications thereto and have the required competencies and experience to conduct this assurance engagement.

We apply Standard on Quality Control (the "SQC") 1, "Quality Control for Firms that Perform Audits and Reviews of Historical Financial Information, and Other Assurance and Related Services Engagements", and accordingly maintain a comprehensive system of quality control including documented policies and procedures regarding compliance with ethical requirements, professional standards, and applicable legal and regulatory requirements.

## 7. OUR RESPONSIBILITY

Our responsibility is to express a reasonable assurance opinion on the Identified Sustainability Information listed in Appendix I based on the procedures we have performed and evidence we have obtained.

We conducted our engagement in accordance with the Standard on Sustainability Assurance Engagements (SSAE) 3000, "Assurance Engagements on Sustainability Information", and Standard on Assurance Engagements (SAE) 3410 Assurance Engagements on Greenhouse Gas Statements (together the "Standards"), both issued by the Sustainability Reporting Standards Board (the "SRSB") of the ICAI.

These standards require that we plan and perform our engagement to obtain reasonable assurance about whether the Identified Sustainability Information listed in Appendix I included in the Report are prepared, in all material respects, in accordance with the Criteria;

As part of reasonable assurance engagement in accordance with the Standards, we exercise professional judgment and maintain professional skepticism throughout the engagement.

## 8. REASONABLE ASSURANCE

A reasonable assurance engagement involves identifying and assessing the risks of material misstatement of the Identified Sustainability Information whether due to fraud or error, responding to the assessed risks as necessary in the circumstances.

The procedures we performed were based on our professional judgment and included inquiries, observation of processes performed, inspection of documents, evaluating the appropriateness of quantification methods and reporting policies, analytical procedures and agreeing or reconciling with underlying records.

The assurance procedures are performed at corporate level for all manufacturing plants. Given the circumstances of the engagement, in performing the procedures listed above, we:

- Obtained an understanding of the Identified Sustainability Information and related disclosures;
- Obtained an understanding of the assessment criteria and their suitability for the evaluation and/or measurements of the Identified Sustainability Information;
- Made inquiries of Company's Management, including environment team, compliance team, human resource team amongst others and those with the responsibility for preparation of the Report;
- Obtained an understanding and performed an evaluation of the design of the key systems, processes and controls for recording, processing and reporting on the Identified Sustainability Information at the corporate office and at other locations/offices on a sample basis. This included evaluating the design of those controls relevant to the engagement and determining whether they have been implemented by performing procedures in addition to inquiry of the personnel responsible for the Identified Sustainability Information;
- Based on the above understanding and the risks that the Identified Sustainability Information may be materially misstated, determined the nature, timing and extent of further procedures;

- Tested the key assumptions, emission factors and methodologies used for calculation GHG emissions.
- Tested the Company's process for collating the sustainability information through agreeing or reconciling the Identified Sustainability Information with the underlying records on a sample basis; and
- Tested the consolidation for plants/offices on a sample basis and corporate office under the reporting boundary for ensuring the completeness of data being reported. We believe that the evidence we have obtained is sufficient and appropriate to provide a basis for our reasonable assurance opinion.

## 9. EXCLUSIONS

Our assurance scope excludes the following and therefore we do not express an opinion on:

- Aspects of the Reports and the data/information (qualitative or quantitative) other than the Identified Sustainability Information listed in Appendix I; and
- The statements that describe expression of opinion, belief, aspiration, expectation, aim, or future intentions provided by the Company

## 10. OTHER INFORMATION

The Company's management is responsible for the other information. The other information comprises the information included within the BRSR Comprehensive Disclosures, other than Identified Sustainability Information and our independent assurance report dated May 27, 2026, thereon.

Our opinion on the Identified Sustainability Information does not cover the other information and we do not express any form of assurance thereon. In connection with our assurance engagement of the Identified Sustainability Information, our responsibility is to read the other information and, in doing so, consider whether the other information is materially inconsistent with the Identified Sustainability Information or otherwise appears to be materially misstated.

If, based on the work we have performed, we conclude that there is a material misstatement of this other information, we are required to report that fact. We have nothing to report in this regard.

## 11. REASONABLE ASSURANCE OPINION

Based on the procedures we have performed and the evidence we have obtained, the Identified Sustainability Information listed in Appendix I for the year ended March 31, 2026 is prepared in all material respects, in accordance with the Criteria as stated in paragraph 3 above.

## 12. RESTRICTION ON USE

Our Reasonable Assurance report has been prepared and addressed to the Board of Directors of the Company at the request of the Company solely, to assist the Company in reporting on Company's sustainability performance and activities. Accordingly, we accept no liability to anyone, other than the Company. Our Reasonable Assurance report should not be used for any other purpose or by any person other than the addressees of our report. We neither accept nor assume any duty of care or liability for any other purpose or to any other party to whom our report is shown or into whose hands it may come without our prior consent in writing.

For Chokshi & Chokshi LLP  
Chartered Accountants  
Firm Registration No.: 101872W/W100045

[Name of Partner]  
Partner

Membership No.: 194467

UDIN: 26194467ZZXTJN7636

Place: Mumbai

Date: May 27, 2026

# APPENDIX I

## Identified Sustainability Information Subject to Reasonable Assurance

### Section C: Principle [P] Wise Performance Disclosures- Essential Indicators (E)

Sr. No.	Reporting Standard Reference	Indicator Number / Description	Boundary for Assurance (refer Notes)
1	P-1: Businesses should conduct and govern themselves with integrity, and in a manner that is Ethical, Transparent and Accountable	P-1 [E], Q8 – Number of days of accounts payables ((Accounts payable × 365) / Cost of goods/services procured)	Note-1
2		P-1 [E], Q9 – Openness of business: concentration of purchases and sales with trading houses, dealers and related parties along-with loans and advances & investments, with related parties	Note-1
3	P-3: Businesses should respect and promote the well-being of all employees, including those in their value chains	P-3 [E], Q1(c) – Spending on measures towards well-being of employees and workers, including permanent and other than permanent categories	Note-1
4		P-3 [E], Q11 – Safety-related incidents: <ul style="list-style-type: none"> <li>• Lost Time Injury Frequency Rate (LTIFR) (per one million-person hours worked) (employees and workers)</li> <li>• Total recordable work-related injuries (employees and workers)</li> <li>• No. of fatalities (employees and workers)</li> <li>• High consequence work-related injury or ill-health (excluding fatalities) (employees and workers)</li> </ul>	Note-1
5	P-5: Businesses should respect and promote human rights	P-5 [E], Q3(b) – Gross wages paid to females as percentage of total wages paid by the entity	Note-1
6		P-5 [E], Q7 – Complaints filed under the Sexual Harassment of Women at Workplace (Prevention, Prohibition and Redressal) Act, 2013: <ul style="list-style-type: none"> <li>• Total Complaints reported under Sexual Harassment on of Women at Workplace (Prevention, Prohibition and Redressal) Act, 2013 (POSH)</li> <li>• Complaints on POSH as a % of female employees/workers</li> <li>• Complaints on POSH upheld</li> </ul>	Note-1
7	P-6: Businesses should respect and make efforts to protect and restore the environment	P-6 [E], Q1 – Total energy consumption and energy intensity indicators	Note-1
8		P-6 [E], Q1 – Total energy consumption from renewable sources and percentage of energy consumed from renewable sources	Note-1
9		P-6 [E], Q1 – Energy intensity per rupee of turnover and energy intensity adjusted for Purchasing Power Parity (PPP)	Note-1
10		P-6 [E], Q3 – Disclosures related to water withdrawal and consumption: <p>Water withdrawal by source (in kilolitres)</p> <ol style="list-style-type: none"> <li>Surface water,</li> <li>Groundwater,</li> <li>Third-Party Water,</li> <li>Seawater/desalinated water,</li> <li>Others</li> </ol> <p>Total volume of water withdrawal (in kilolitres)</p> <p>Total volume water consumption (in kilolitres)</p>	Note-1
11		P-6 [E], Q3 – Water intensity per rupee of turnover and water intensity adjusted for PPP	Note-1
12		P-6 [E], Q4 – Water discharge by destination and level of treatment (in kiloliters)	Note-1
13		P-6 [E], Q7 – Greenhouse gas emissions (Scope 1 and Scope 2 emissions) & its intensity: <ul style="list-style-type: none"> <li>• Total Scope 1 emissions (Break-up of the GHG into CO<sub>2</sub>, CH<sub>4</sub>, N<sub>2</sub>O, HFCs, PFCs, SF<sub>6</sub>, NF<sub>3</sub>, if available)</li> <li>• Total Scope 2 emissions (Break-up of the GHG into CO<sub>2</sub>, CH<sub>4</sub>, N<sub>2</sub>O, HFCs, PFCs, SF<sub>6</sub>, NF<sub>3</sub>, if available)</li> </ul>	Note-1
14			Note-1
15		P-6 [E], Q7 – Total Scope 1 and Scope 2 emission intensity per rupee of turnover and adjusted for PPP	Note-1
16		P-6 [E], Q9 – Details related to waste management by the entity: <p><b>Total waste generated:</b> Plastic waste, E-waste, Construction demolition waste, Biomedical waste, Battery waste, radioactive waste, Other Hazardous waste and Non-hazardous waste</p>	Note-1
17		P-6 [E], Q9 – Waste intensity per rupee of turnover and waste intensity adjusted for PPP	Note-1
18		P-6 [E], Q9 – Each category of waste generated, total waste recovered through recycling, re-using or other recovery operations (in metric tonnes)	Note-1
19		P-6 [E], Q9 – Each category of waste generated, total waste disposed by nature of disposal method (in metric tonnes)	Note-1

Sr. No.	Reporting Standard Reference	Indicator Number / Description	Boundary for Assurance (refer Notes)
20	P-8: Businesses should promote inclusive growth and equitable development	P-8 [E], Q4 – Percentage of input material (inputs to total inputs by value) sourced from suppliers: <ul style="list-style-type: none"> <li>Directly sourced from MSMEs/ small producers</li> <li>Directly from within India</li> </ul>	Note-1
21		P-8 [E], Q5 – Job creation in smaller towns: Disclose wages paid to persons employed (including employees or workers employed on a permanent or non-permanent / on contract basis) as % of total wage cost	Note-1
22	P-9: Businesses should engage with and provide value to their consumers in a responsible manner	P-9 [E], Q7 – Information relating to data breaches: <ul style="list-style-type: none"> <li>Number of instances of data breaches</li> <li>Percentage of data breaches involving personally identifiable information of customers</li> <li>Impact, if any, of the data breaches</li> </ul>	Note-1

Note-1: All business segments and operations of the company are considered for assurance.

-----End of the report-----

## **FINANCIAL STATEMENTS**

**Standalone Financial Statements : 124-194**

**Consolidated Financial Statements : 195-262**

# INDEPENDENT AUDITOR'S REPORT

To the Members of Sumitomo Chemical India Limited

## Report on the Audit of the Standalone Financial Statements

### OPINION

We have audited the standalone financial statements of Sumitomo Chemical India Limited (the "Company") which comprise the standalone balance sheet as at 31 March 2026, and the standalone statement of profit and loss (including other comprehensive income), standalone statement of changes in equity and standalone statement of cash flows for the year then ended, and notes to the standalone financial statements, including material accounting policies and other explanatory information.

In our opinion and to the best of our information and according to the explanations given to us, the aforesaid standalone financial statements give the information required by the Companies Act, 2013 ("Act") in the manner so required and give a true and fair view in conformity with the accounting principles generally accepted in India, of the state of affairs of the Company as at 31 March 2026, and its profit and other comprehensive income, changes in equity and its cash flows for the year ended on that date.

### BASIS FOR OPINION

We conducted our audit in accordance with the Standards on Auditing (SAs) specified under Section 143(10) of the Act. Our responsibilities under those SAs are further described in the *Auditor's Responsibilities for the Audit of the Standalone Financial Statements* section of our report. We are independent of the Company in accordance with the Code of Ethics issued by the Institute of Chartered Accountants of India together with the ethical requirements that are relevant to our audit of the standalone financial statements under the provisions of the Act and the Rules thereunder, and we have fulfilled our other ethical responsibilities in accordance with these requirements and the Code of Ethics. We believe that the audit evidence we have obtained is sufficient and appropriate to provide a basis for our opinion on the standalone financial statements.

### KEY AUDIT MATTER

Key audit matters are those matters that, in our professional judgment, were of most significance in our audit of the standalone financial statements of the current period. These matters were addressed in the context of our audit of the standalone financial statements as a whole, and in forming our opinion thereon, and we do not provide a separate opinion on these matters.

<b>Revenue Recognition - Discounts and Rebates</b>	
See Note 27 to standalone financial statements	
<b>The key audit matter</b>	<b>How the matter was addressed in our audit</b>
<p>The principal products of the Company comprise of agro-chemicals. As disclosed in note 27 to the standalone financial statements, the revenue is measured net of any discounts and rebates to customers.</p> <p>The estimation of discounts and rebates is dependent on various factors. These include factors such as climatic conditions, achievement of the sales targets by the dealers and distributors, some of which are beyond the control of the Company.</p> <p>As a result, certain discounts and rebates related to the goods sold during the year are only finalized in future years when the precise amounts of revenue are known after offsetting goods returned by the customers, if any.</p>	<p>In view of the significance of the matter we applied the following audit procedures in this area, among others to obtain sufficient appropriate audit evidence:</p> <ul style="list-style-type: none"><li>• Understanding the process followed by the Company to determine the amount of accrual for discounts and rebates.</li><li>• Testing the design, implementation and operating effectiveness of Company's key IT and manual controls over rebates arrangements, rebate payments/settlements and Company's evaluation over the discounts and rebates accruals.</li><li>• Performing substantive testing by selecting samples using statistical sampling for discounts and rebates transactions recorded during the year as well as period end discounts and rebates accruals. Further, matching the parameters used in the computation with the relevant source documents.</li></ul>

## INDEPENDENT AUDITOR'S REPORT (Contd.)

<b>Revenue Recognition - Discounts and Rebates</b>	
See Note 27 to standalone financial statements	
<b>The key audit matter</b>	<b>How the matter was addressed in our audit</b>
<p>Accordingly, the variable consideration is the portion of discounts and rebates, not directly deducted on the invoice. Further, the value and timing of rebates for products varies from period to period, and the schemes can span beyond the year end. The unsettled portion of the variable consideration results in discounts and rebates due to customers as at year end. This requires estimation by the Company for recognizing and measuring such amounts. This process includes recording an accrual under other current financial liabilities as at year end.</p> <p>Therefore, there is a risk of revenue being overstated due to fraud through manipulation of discounts and rebates accruals recognised. This could arise from pressure the Company may feel to achieve performance targets at the year end. We identified the evaluation of accrual for discounts and rebates as a key audit matter.</p>	<ul style="list-style-type: none"> <li>• Checking completeness of discounts and rebates accruals by subsequent settlement (i.e. payments and credit notes) made after year end which affect FY 2025-26 and accuracy of the data used by the Company for accruals of discounts and rebates.</li> <li>• Testing a selection of discounts and rebates accruals recorded after 31 March 2026 and assessing the period of revenue recognition to which the discount or rebate relates to.</li> <li>• Critically assessing manual journal entries posted to revenue to identify unusual items. Examining the underlying documentation related to these entries.</li> </ul>

### OTHER INFORMATION

The Company's Management and Board of Directors are responsible for the other information. The other information comprises the information included in the annual report, but does not include the financial statements and auditor's report thereon. The annual report is expected to be made available to us after the date of this auditor's report.

Our opinion on the standalone financial statements does not cover the other information and we will not express any form of assurance conclusion thereon.

In connection with our audit of the standalone financial statements, our responsibility is to read the other information identified above when it becomes available and, in doing so, consider whether the other information is materially inconsistent with the standalone financial statements or our knowledge obtained in the audit, or otherwise appears to be materially misstated.

When we read the annual report, if we conclude that there is a material misstatement therein, we are required to communicate the matter to those charged with governance and take necessary actions, as applicable under the relevant laws and regulations.

### MANAGEMENT'S AND BOARD OF DIRECTORS' RESPONSIBILITIES FOR THE STANDALONE FINANCIAL STATEMENTS

The Company's Management and Board of Directors are responsible for the matters stated in Section 134(5) of the Act with respect to the preparation of these standalone financial statements that give a true and fair view of the state of affairs, profit/loss and other comprehensive income, changes in equity and cash flows of the Company in accordance with the accounting principles generally accepted in India, including the Indian Accounting Standards (Ind AS) specified under Section 133 of the Act. This responsibility also includes maintenance of adequate accounting records in accordance with the provisions of the Act for safeguarding of the assets of the Company and for preventing and detecting frauds and other irregularities; selection and application of appropriate accounting policies; making judgments and estimates that are reasonable and prudent; and design, implementation and maintenance of adequate internal financial controls, that were operating effectively for ensuring the accuracy and completeness of the accounting records, relevant to the preparation and presentation of the standalone financial statements that give a true and fair view and are free from material misstatement, whether due to fraud or error.

In preparing the standalone financial statements, the Management and Board of Directors are responsible for assessing the Company's ability to continue as a going concern, disclosing, as applicable, matters related to going concern and using the going concern basis of accounting unless the Board of Directors either intends to liquidate the Company or to cease operations, or has no realistic alternative but to do so.

The Board of Directors is also responsible for overseeing the Company's financial reporting process.

## INDEPENDENT AUDITOR'S REPORT (Contd.)

### AUDITOR'S RESPONSIBILITIES FOR THE AUDIT OF THE STANDALONE FINANCIAL STATEMENTS

Our objectives are to obtain reasonable assurance about whether the standalone financial statements as a whole are free from material misstatement, whether due to fraud or error, and to issue an auditor's report that includes our opinion. Reasonable assurance is a high level of assurance, but is not a guarantee that an audit conducted in accordance with SAs will always detect a material misstatement when it exists. Misstatements can arise from fraud or error and are considered material if, individually or in the aggregate, they could reasonably be expected to influence the economic decisions of users taken on the basis of these standalone financial statements.

As part of an audit in accordance with SAs, we exercise professional judgment and maintain professional skepticism throughout the audit. We also:

- Identify and assess the risks of material misstatement of the standalone financial statements, whether due to fraud or error, design and perform audit procedures responsive to those risks, and obtain audit evidence that is sufficient and appropriate to provide a basis for our opinion. The risk of not detecting a material misstatement resulting from fraud is higher than for one resulting from error, as fraud may involve collusion, forgery, intentional omissions, misrepresentations, or the override of internal control.
- Obtain an understanding of internal control relevant to the audit in order to design audit procedures that are appropriate in the circumstances. Under Section 143(3)(i) of the Act, we are also responsible for expressing our opinion on whether the company has adequate internal financial controls with reference to financial statements in place and the operating effectiveness of such controls.
- Evaluate the appropriateness of accounting policies used and the reasonableness of accounting estimates and related disclosures made by the Management and Board of Directors.
- Conclude on the appropriateness of the Management and Board of Directors use of the going concern basis of accounting in preparation of standalone financial statements and, based on the audit evidence obtained, whether a material uncertainty exists related to events or conditions that may cast significant doubt on the Company's ability to continue as a going concern. If we conclude that a material uncertainty exists, we are required to draw attention in our auditor's report to the related disclosures in the standalone financial statements or, if such disclosures are inadequate, to modify our opinion. Our conclusions are based on the audit evidence obtained up to the date of our auditor's report. However, future events or conditions may cause the Company to cease to continue as a going concern.
- Evaluate the overall presentation, structure and content of the standalone financial statements, including the disclosures, and whether the standalone financial statements represent the underlying transactions and events in a manner that achieves fair presentation.

We communicate with those charged with governance regarding, among other matters, the planned scope and timing of the audit and significant audit findings, including any significant deficiencies in internal control that we identify during our audit.

We also provide those charged with governance with a statement that we have complied with relevant ethical requirements regarding independence, and to communicate with them all relationships and other matters that may reasonably be thought to bear on our independence, and where applicable, related safeguards.

From the matters communicated with those charged with governance, we determine those matters that were of most significance in the audit of the standalone financial statements of the current period and are therefore the key audit matters. We describe these matters in our auditor's report unless law or regulation precludes public disclosure about the matter or when, in extremely rare circumstances, we determine that a matter should not be communicated in our report because the adverse consequences of doing so would reasonably be expected to outweigh the public interest benefits of such communication.

### REPORT ON OTHER LEGAL AND REGULATORY REQUIREMENTS

1. As required by the Companies (Auditor's Report) Order, 2020 ("the Order") issued by the Central Government of India in terms of Section 143(11) of the Act, we give in the "Annexure A" a statement on the matters specified in paragraphs 3 and 4 of the Order, to the extent applicable.

## INDEPENDENT AUDITOR'S REPORT (Contd.)

- 2 A. As required by Section 143(3) of the Act, we report that:
- a. We have sought and obtained all the information and explanations which to the best of our knowledge and belief were necessary for the purposes of our audit.
  - b. In our opinion, proper books of account as required by law have been kept by the Company so far as it appears from our examination of those books except for the matters stated in the paragraph 2B(f) below on reporting under Rule 11(g) of the Companies (Audit and Auditors) Rules, 2014.
  - c. The standalone balance sheet, the standalone statement of profit and loss (including other comprehensive income), the standalone statement of changes in equity and the standalone statement of cash flows dealt with by this Report are in agreement with the books of account.
  - d. In our opinion, the aforesaid standalone financial statements comply with the Ind AS specified under Section 133 of the Act.
  - e. On the basis of the written representations received from the directors between 01 April 2026 and 16 April 2026 taken on record by the Board of Directors, none of the directors is disqualified as on 31 March 2026 from being appointed as a director in terms of Section 164(2) of the Act.
  - f. The modifications relating to the maintenance of accounts and other matters connected therewith are as stated in the 2A(b) above on reporting under Section 143(3)(b) of the Act and paragraph 2B(f) below on reporting under Rule 11(g) of the Companies (Audit and Auditors) Rules, 2014.
  - g. With respect to the adequacy of the internal financial controls with reference to financial statements of the Company and the operating effectiveness of such controls, refer to our separate Report in "Annexure B".
- B. With respect to the other matters to be included in the Auditor's Report in accordance with Rule 11 of the Companies (Audit and Auditors) Rules, 2014, in our opinion and to the best of our information and according to the explanations given to us:
- a. The Company has disclosed the impact of pending litigations as at 31 March 2026 on its financial position in its standalone financial statements - Refer Note 45A to the standalone financial statements.
  - b. The Company did not have any long-term contracts for which there were any material foreseeable losses. The Company has made provision, as required under the applicable law or accounting standards, for material foreseeable losses on derivative contracts - Refer Note 53 to the standalone financial statements.
  - c. There has been no delay in transferring amounts, required to be transferred, to the Investor Education and Protection Fund by the Company.
  - d. (i) The management has represented that, to the best of its knowledge and belief, as disclosed in the Note 52(v) to the standalone financial statements, no funds have been advanced or loaned or invested (either from borrowed funds or share premium or any other sources or kind of funds) by the Company to or in any other person(s) or entity(ies), including foreign entities ("Intermediaries"), with the understanding, whether recorded in writing or otherwise, that the Intermediary shall directly or indirectly lend or invest in other persons or entities identified in any manner whatsoever by or on behalf of the Company ("Ultimate Beneficiaries") or provide any guarantee, security or the like on behalf of the Ultimate Beneficiaries.
  - (ii) The management has represented that, to the best of its knowledge and belief, as disclosed in the Note 52(vi) to the standalone financial statements, no funds have been received by the Company from any person(s) or entity(ies), including foreign entities ("Funding Parties"), with the understanding, whether recorded in writing or otherwise, that the Company shall directly or indirectly, lend or invest in other persons or entities identified in any manner whatsoever by or on behalf of the Funding Parties ("Ultimate Beneficiaries") or provide any guarantee, security or the like on behalf of the Ultimate Beneficiaries.

## INDEPENDENT AUDITOR'S REPORT (Contd.)

(iii) Based on the audit procedures that have been considered reasonable and appropriate in the circumstances, nothing has come to our notice that has caused us to believe that the representations under sub-clause (i) and (ii) of Rule 11(e), as provided under (i) and (ii) above, contain any material misstatement.

- e. The final dividend paid by the Company during the year, in respect of the same declared for the previous year, is in accordance with Section 123 of the Act to the extent it applies to payment of dividend.

As stated in Note 20(f) to the standalone financial statements, the Board of Directors of the Company have proposed final dividend for the year which is subject to the approval of the members at the ensuing Annual General Meeting. The dividend declared is in accordance with Section 123 of the Act to the extent it applies to declaration of dividend.

- f. Based on our examination which included test checks, except for data changes performed by users having privileged access, the Company has used accounting software for maintaining its books of accounts which has a feature of recording audit trail (edit log) facility and the same has operated throughout the year for all relevant transactions recorded in the software. Further, for the periods where audit trail (edit log) facility was enabled and operated, we did not come across any instance of the audit trail feature being tampered with. Additionally, other than periods where audit trail (edit log) facility was not enabled in the previous years, the audit trail has been preserved by the Company as per the statutory requirements for record retention.

- C. With respect to the matter to be included in the Auditor's Report under Section 197(16) of the Act:

In our opinion and according to the information and explanations given to us, the remuneration paid by the Company to its directors during the current year is in accordance with the provisions of Section 197 of the Act. The remuneration paid to any director is not in excess of the limit laid down under Section 197 of the Act. The Ministry of Corporate Affairs has not prescribed other details under Section 197(16) of the Act which are required to be commented upon by us.

**For B S R & Co. LLP**

Chartered Accountants

Firm's Registration No.:101248W/W-100022

**FARHAD BAMJI**

Partner

Membership No.: 105234

ICAI UDIN:26105234OMSEWU2706

Place : Mumbai

Date : 26 May 2026

## Annexure A to the Independent Auditor's Report on the Standalone Financial Statements of Sumitomo Chemical India Limited for the year ended 31 March 2026

(Referred to in paragraph 1 under 'Report on Other Legal and Regulatory Requirements' section of our report of even date)

- (i) (a) (A) The Company has maintained proper records showing full particulars, including quantitative details and situation of Property, Plant and Equipment.
- (B) The Company has maintained proper records showing full particulars of intangible assets.
- (i) (b) According to the information and explanations given to us and on the basis of our examination of the records of the Company, the Company has a regular programme of physical verification of its Property, Plant and Equipment by which all property, plant and equipment are verified in a phased manner over a period of three years. In accordance with this programme, certain property, plant and equipment were verified during the year. In our opinion, this periodicity of physical verification is reasonable having regard to the size of the Company and the nature of its assets. No discrepancies were noticed on such verification.
- (c) According to the information and explanations given to us and on the basis of our examination of the records of the Company, the title deeds of immovable properties (other than immovable properties where the Company is the lessee and the leases agreements are duly executed in favour of the lessee) disclosed in the standalone financial statements are held in the name of the Company, except for the following which are not held in the name of the Company:

Description of property	Gross carrying value (₹ in million)	Held in the name of	Whether promoter, director or their relative or employee	Period held- indicate range, where appropriate	Reason for not being held in the name of the Company. Also indicate if in dispute
Freehold Land	0.31	Excel Crop Care Limited	No	7 years	These properties were acquired pursuant to a scheme of amalgamation and continued to be in the name of amalgamating company.
Leasehold Land	100.00	Sumitomo Chemical India Private Limited	No	8 years	This property continues to be in the name of erstwhile company.

- (d) According to the information and explanations given to us and on the basis of our examination of the records of the Company, the Company has not revalued its Property, Plant and Equipment (including Right of Use assets) or intangible assets during the year.
- (e) According to the information and explanations given to us and on the basis of our examination of the records of the Company, there are no proceedings initiated or pending against the Company for holding any benami property under the Prohibition of Benami Property Transactions Act, 1988 and rules made thereunder.
- (ii) (a) The inventory, except goods-in-transit and stocks lying with third parties, has been physically verified by the management during the year. For stocks lying with third parties at the year-end, written confirmations have been obtained and for goods-in-transit subsequent evidence of receipts has been linked with inventory records. In our opinion, the frequency of such verification is reasonable and procedures and coverage as followed by management were appropriate. No discrepancies were noticed on verification between the physical stocks and the book records that were more than 10% in the aggregate of each class of inventory.
- (b) According to the information and explanations given to us and on the basis of our examination of the records of the Company, the Company has not been sanctioned any working capital limits in excess of five crore rupees in aggregate from banks and financial institutions on the basis of security of current assets at any point of time of the year. Accordingly, clause 3(ii)(b) of the Order is not applicable to the Company.

ANNEXURE A (Contd.)

(iii) According to the information and explanations given to us and on the basis of our examination of the records of the Company, the Company has not provided any guarantee or security or granted any advances in the nature of loans, secured or unsecured to companies, firms, limited liability partnership or any other parties during the year. The Company has made investments in companies and other parties, granted interest bearing unsecured loans to companies and other parties in respect of which the requisite information is as below. The Company has not made any investments in firms and limited liability partnership or granted any loans, secured or unsecured to firms and limited liability partnership.

(a) Based on the audit procedures carried on by us and as per the information and explanations given to us the Company has provided loans to companies and other parties as below:

(Amount in ₹ million)

Particulars	Loans
Aggregate amount during the year	
Intercompany deposits (other than group company or subsidiaries)	3,150.00
Others (employees)	1.82
Balance outstanding as at balance sheet date 31 March 2026	
Intercompany deposits (other than group company or subsidiaries)	3,150.00
Others (employees)	1.77

(b) According to the information and explanations given to us and based on the audit procedures conducted by us in our opinion the investments made and the terms and conditions of the grant of unsecured loans are not prejudicial to the interest of the Company.

(c) According to the information and explanations given to us and on the basis of our examination of the records of the Company, in case of interest bearing unsecured loans given to other parties and companies, in our opinion the repayment of principal and payment of interest has been stipulated and the repayments or receipts have been regular. Further, the Company has not given any advance in the nature of loan to any party during the year.

(d) According to the information and explanations given to us and on the basis of our examination of the records of the Company, there is no overdue amount for more than ninety days in respect of loans given. Further, the Company has not given any advances in the nature of loans to any party during the year.

(e) According to the information and explanations given to us and on the basis of our examination of the records of the Company, there is no loan or advance in the nature of loan granted falling due during the year, which has been renewed or extended or fresh loans granted to settle the overdues of existing loans given to same parties.

(f) According to the information and explanations given to us and on the basis of our examination of the records of the Company, the Company has not granted any loans or advances in the nature of loans either repayable on demand or without specifying any terms or period of repayment.

(iv) According to the information and explanations given to us and on the basis of our examination of records of the Company, the Company has neither made any investments nor has it given loans or provided guarantee or security and therefore the relevant provisions of Sections 185 and 186 of the Companies Act, 2013 ("the Act") are not applicable to the Company. Accordingly, clause 3(iv) of the Order is not applicable.

(v) The Company has not accepted any deposits or amounts which are deemed to be deposits from the public. Accordingly, clause 3(v) of the Order is not applicable.

(vi) We have broadly reviewed the books of accounts maintained by the Company pursuant to the rules prescribed by the Central Government for maintenance of cost records under Section 148(1) of the Act in respect of its manufactured goods and are of the opinion that prima facie, the prescribed accounts and records have been made and maintained. However, we have not carried out a detailed examination of the records with a view to determine whether these are accurate or complete.

ANNEXURE A (Contd.)

(vii) (a) The Company does not have liability in respect of Service tax, Duty of excise, Sales tax and Value added tax during the year since effective 1 July 2017, these statutory dues has been subsumed into GST.

According to the information and explanations given to us and on the basis of our examination of the records of the Company, in our opinion, the undisputed statutory dues including Goods and Service Tax, Provident Fund, Employees State Insurance, Income-Tax, Duty of Customs or Cess or other statutory dues have generally been regularly deposited by the Company with the appropriate authorities.

According to the information and explanations given to us and on the basis of our examination of the records of the Company, no undisputed amounts payable in respect of Goods and Service Tax, Provident Fund, Employees State Insurance, Income-Tax, Duty of Customs or Cess or other statutory dues were in arrears as at 31 March 2026 for a period of more than six months from the date they became payable.

(b) According to the information and explanations given to us and on the basis of our examination of the records of the Company, statutory dues relating to Goods and Service Tax, Income-Tax, Excise Duty, Service Tax, Duty of Customs and Sales Tax which have not been deposited on account of any dispute are as follows:

Name of the statute	Nature of the dues	Amount Demanded (₹ million)	Amount Deposited (₹ million)	Period to which the amount relates	Forum where dispute is pending
Income Tax Act, 1961	Income Tax	17.20	17.20	AY 2017-2018	CIT (Appeal), Mumbai
		8.86	8.86	AY 2018-2019	CIT (Appeal), Mumbai
		13.87	-	AY 2011-2012	ITAT, Mumbai
		66.30	-	AY 2021-2022	CIT (Appeal), Mumbai
		1.21	-	AY 2023-2024	CIT (Appeal), Mumbai
		3.35	3.35	AY 2015-2016	CIT (Appeal), Mumbai
		144.29	-	AY 2018-2019	CIT (Appeal), Mumbai
		27.74	27.74	AY 2020-2021	CIT (Appeal), Mumbai
Central Sales Tax Act, 1956	Sales Tax	22.80	-	AY 2022-2023	CIT (Appeal), Mumbai
		0.19	-	FY 1998-1999	Sales Tax Officer, Thane
The Central Goods and Services Act, 2017	Goods and Service Tax	0.30	-	FY 2002-2003	Deputy Commissioner, Ahmedabad
		1.96	0.08	Trans 1 FY 2017-2018 (Andhra Pradesh)	Commissioner (Appeals)
		6.20	0.27	Trans 1 FY 2017-2018 (Punjab)	Commissioner (Appeals)
		16.72	0.72	Trans 1 FY 2017-2018 (Gujarat)	Commissioner (Appeals)
		1.43	0.07	Trans 1 FY 2017-2018 (Maharashtra)	Commissioner (Appeals)
		5.00	5.00	FY 2017 to 2023	Tribunal
		3.53	3.53	FY 2023-2024	Commissioner (Appeals)
		0.42	0.42	FY 2024-2025	Commissioner (Appeals)
		3.35	0.17	FY 2019-2020	Commissioner (Appeals)
		2.13	1.46	FY 2021-2022	Commissioner (Appeals)
		0.34	0.34	FY 2023-2024	Commissioner
0.18	0.18	FY 2025-2026	Commissioner		

ANNEXURE A (Contd.)

Name of the statute	Nature of the dues	Amount Demanded (₹ million)	Amount Deposited (₹ million)	Period to which the amount relates	Forum where dispute is pending
The Finance Act, 1994	Service Tax	1.26	-	April 2002 to March 2004	Superintendent of Central Excise, Mumbai
Service Tax Rules	Service Tax	5.27	-	FY 2005-2006 & FY 2012-2013 to 2015-2016	Additional / Joint Commissioner (Bhavnagar), Assistance Commissioner (Silvassa), Joint Commissioner (Gandhidham)
The Central excise Act, 1944	Excise Duty	1.14	0.17	March 2015 to September 2015	Commissioner, Central Excise, Thane
		1.38	0.07	October 2016 to June 2017	Assistant Commissioner, Division-IV, CGST and Central Excise, Palghar Commissionerate
		4.32	1.50	April and May 2001	CESTAT (Appeals)
Customs Act, 1962	Custom Duty	2.30	-	FY 2012-2013	Joint Commissioner of Customs
		35.32	0.67	June 2017 to September 2018	Commissioner of Customs, Import (Appeal)
		4.21	-	FY 2016-17	Commissioner of Customs (Appeal)

- (viii) According to the information and explanations given to us and on the basis of our examination of the records of the Company, the Company has not surrendered or disclosed any transactions, previously unrecorded as income in the books of account, in the tax assessments under the Income Tax Act, 1961 as income during the year.
- (ix) (a) According to the information and explanations given to us and on the basis of our examination of the records of the Company, the Company did not have any loans or borrowings from any lender during the year. Accordingly, clause 3(ix)(a) of the Order is not applicable to the Company.
- (b) According to the information and explanations given to us and on the basis of our examination of the records of the Company, the Company has not been declared a wilful defaulter by any bank or financial institution or government or government authority.
- (c) In our opinion and according to the information and explanations given to us by the management, the Company has not obtained any term loans. Accordingly, clause 3(ix)(c) of the Order is not applicable.
- (d) According to the information and explanations given to us and on an overall examination of the standalone financial statements of the Company, we report that no funds raised on short-term basis have been used for long-term purposes by the Company.
- (e) According to the information and explanations given to us and on an overall examination of the standalone financial statements of the Company, we report that the Company has not taken any funds from any entity or person on account of or to meet the obligations of its subsidiaries as defined under the Act.
- (f) According to the information and explanations given to us and procedures performed by us, we report that the Company has not raised loans during the year on the pledge of securities held in its subsidiaries companies (as defined under the Act).
- (x) (a) The Company has not raised any moneys by way of initial public offer or further public offer (including debt instruments). Accordingly, clause 3(x)(a) of the Order is not applicable.
- (b) According to the information and explanations given to us and on the basis of our examination of the records of the Company, the Company has not made any preferential allotment or private placement of shares or fully or partly convertible debentures during the year. Accordingly, clause 3(x)(b) of the Order is not applicable.
- (xi) (a) Based on examination of the books and records of the Company and according to the information and explanations given to us, no fraud by the Company or on the Company has been noticed or reported during the course of the audit.

## ANNEXURE A (Contd.)

- (b) According to the information and explanations given to us, no report under sub-section (12) of Section 143 of the Act has been filed by the auditors in Form ADT-4 as prescribed under Rule 13 of the Companies (Audit and Auditors) Rules, 2014 with the Central Government.
- (c) As represented to us by the management, there are no whistle blower complaints received by the Company during the year.
- (xii) According to the information and explanations given to us, the Company is not a Nidhi Company. Accordingly, clause 3(xii) of the Order is not applicable.
- (xiii) In our opinion and according to the information and explanations given to us, the transactions with related parties are in compliance with Section 177 and 188 of the Act, where applicable, and the details of the related party transactions have been disclosed in the standalone financial statements as required by the applicable accounting standards.
- (xiv) (a) Based on information and explanations provided to us and our audit procedures, in our opinion, the Company has an internal audit system commensurate with the size and nature of its business.
- (b) We have considered the internal audit reports of the Company issued till date for the period under audit.
- (xv) In our opinion and according to the information and explanations given to us, the Company has not entered into any non-cash transactions with its directors or persons connected to its directors and hence, provisions of Section 192 of the Act are not applicable to the Company.
- (xvi) (a) The Company is not required to be registered under Section 45-IA of the Reserve Bank of India Act, 1934. Accordingly, clause 3(xvi)(a) of the Order is not applicable.
- (b) The Company is not required to be registered under Section 45-IA of the Reserve Bank of India Act, 1934. Accordingly, clause 3(xvi)(b) of the Order is not applicable.
- (c) The Company is not a Core Investment Company (CIC) as defined in the regulations made by the Reserve Bank of India. Accordingly, clause 3(xvi)(c) of the Order is not applicable.
- (d) The Company is not part of any group (as per the provisions of the Core Investment Companies (Reserve Bank) Directions, 2016 as amended). Accordingly, the requirements of clause 3(xvi)(d) are not applicable.
- (xvii) The Company has not incurred cash losses in the current and in the immediately preceding financial year.
- (xviii) There has been no resignation of the statutory auditors during the year. Accordingly, clause 3(xviii) of the Order is not applicable.
- (xix) According to the information and explanations given to us and on the basis of the financial ratios, ageing and expected dates of realisation of financial assets and payment of financial liabilities, our knowledge of the Board of Directors and management plans and based on our examination of the evidence supporting the assumptions, nothing has come to our attention, which causes us to believe that any material uncertainty exists as on the date of the audit report that the Company is not capable of meeting its liabilities existing at the date of balance sheet as and when they fall due within a period of one year from the balance sheet date. We, however, state that this is not an assurance as to the future viability of the Company. We further state that our reporting is based on the facts up to the date of the audit report and we neither give any guarantee nor any assurance that all liabilities falling due within a period of one year from the balance sheet date, will get discharged by the Company as and when they fall due.
- Also refer to the Other Information paragraph of our main audit report which explains that the other information comprising the information included in annual report is expected to be made available to us after the date of this auditor's report.
- (xx) In our opinion and according to the information and explanations given to us, there is no unspent amount under sub section (5) of Section 135 of the Act pursuant to any project. Accordingly, clauses 3(xx)(a) and 3(xx)(b) of the Order are not applicable.

**For B S R & Co. LLP**

Chartered Accountants

Firm's Registration No.:101248W/W-100022

**FARHAD BAMJI**

Partner

Membership No.: 105234

ICAI UDIN:26105234OMSEWU2706

Place : Mumbai

Date : 26 May 2026

# Annexure B to the Independent Auditor's Report on the standalone financial statements of Sumitomo Chemical India Limited for the year ended 31 March 2026

**Report on the internal financial controls with reference to the aforesaid standalone financial statements under Clause (i) of Sub-section 3 of Section 143 of the Act**

**(Referred to in paragraph 2(A)(g) under 'Report on Other Legal and Regulatory Requirements' section of our report of even date)**

## **OPINION**

We have audited the internal financial controls with reference to financial statements of Sumitomo Chemical India Limited ("the Company") as of 31 March 2026 in conjunction with our audit of the standalone financial statements of the Company for the year ended on that date.

In our opinion, the Company has, in all material respects, adequate internal financial controls with reference to financial statements and such internal financial controls were operating effectively as at 31 March 2026, based on the internal financial controls with reference to financial statements criteria established by the Company considering the essential components of internal control stated in the Guidance Note on Audit of Internal Financial Controls Over Financial Reporting issued by the Institute of Chartered Accountants of India (the "Guidance Note").

## **MANAGEMENT'S AND BOARD OF DIRECTORS' RESPONSIBILITIES FOR INTERNAL FINANCIAL CONTROLS**

The Company's Management and the Board of Directors are responsible for establishing and maintaining internal financial controls based on the internal financial controls with reference to financial statements criteria established by the Company considering the essential components of internal control stated in the Guidance Note. These responsibilities include the design, implementation and maintenance of adequate internal financial controls that were operating effectively for ensuring the orderly and efficient conduct of its business, including adherence to company's policies, the safeguarding of its assets, the prevention and detection of frauds and errors, the accuracy and completeness of the accounting records, and the timely preparation of reliable financial information, as required under the Act.

## **AUDITOR'S RESPONSIBILITY**

Our responsibility is to express an opinion on the Company's internal financial controls with reference to financial statements based on our audit. We conducted our audit in accordance with the Guidance Note and the Standards on Auditing, prescribed under Section 143(10) of the Act, to the extent applicable to an audit of internal financial controls with reference to financial statements. Those Standards and the Guidance Note require that we comply with ethical requirements and plan and perform the audit to obtain reasonable assurance about whether adequate internal financial controls with reference to financial statements were established and maintained and if such controls operated effectively in all material respects.

Our audit involves performing procedures to obtain audit evidence about the adequacy of the internal financial controls with reference to financial statements and their operating effectiveness. Our audit of internal financial controls with reference to financial statements included obtaining an understanding of internal financial controls with reference to financial statements, assessing the risk that a material weakness exists, and testing and evaluating the design and operating effectiveness of internal control based on the assessed risk. The procedures selected depend on the auditor's judgement, including the assessment of the risks of material misstatement of the standalone financial statements, whether due to fraud or error.

We believe that the audit evidence we have obtained is sufficient and appropriate to provide a basis for our audit opinion on the Company's internal financial controls with reference to financial statements.

## ANNEXURE B (Contd.)

**MEANING OF INTERNAL FINANCIAL CONTROLS WITH REFERENCE TO FINANCIAL STATEMENTS**

A company's internal financial controls with reference to financial statements is a process designed to provide reasonable assurance regarding the reliability of financial reporting and the preparation of financial statements for external purposes in accordance with generally accepted accounting principles. A company's internal financial controls with reference to financial statements include those policies and procedures that (1) pertain to the maintenance of records that, in reasonable detail, accurately and fairly reflect the transactions and dispositions of the assets of the company; (2) provide reasonable assurance that transactions are recorded as necessary to permit preparation of financial statements in accordance with generally accepted accounting principles, and that receipts and expenditures of the company are being made only in accordance with authorisations of management and directors of the company; and (3) provide reasonable assurance regarding prevention or timely detection of unauthorised acquisition, use, or disposition of the company's assets that could have a material effect on the financial statements.

**INHERENT LIMITATIONS OF INTERNAL FINANCIAL CONTROLS WITH REFERENCE TO FINANCIAL STATEMENTS**

Because of the inherent limitations of internal financial controls with reference to financial statements, including the possibility of collusion or improper management override of controls, material misstatements due to error or fraud may occur and not be detected. Also, projections of any evaluation of the internal financial controls with reference to financial statements to future periods are subject to the risk that the internal financial controls with reference to financial statements may become inadequate because of changes in conditions, or that the degree of compliance with the policies or procedures may deteriorate.

For **B S R & Co. LLP**

Chartered Accountants

Firm's Registration No.:101248W/W-100022

**FARHAD BAMJI**

Partner

Membership No.: 105234

ICAI UDIN:26105234OMSEWU2706

Place : Mumbai

Date : 26 May 2026

# STANDALONE BALANCE SHEET

AS AT 31 MARCH 2026

(Currency: Indian Rupees in Millions, unless otherwise stated)

	Notes	As at 31 March 2026	As at 31 March 2025
<b>I. ASSETS</b>			
<b>(1) Non-current assets</b>			
(a) Property, plant and equipment	3	4,301.01	4,203.08
(b) Capital work-in-progress	4	25.28	93.57
(c) Right-of-use assets	5	630.17	567.72
(d) Intangible assets	6	59.45	47.97
(e) Intangible assets under development	7	172.34	191.33
(f) Financial assets			
(i) Investments	8	3,442.13	1,457.85
(ii) Loans	9	1,504.23	1,752.06
(iii) Others financial assets	10	837.18	707.37
(g) Other tax assets (net)		253.70	371.94
(h) Other non-current assets	11	91.22	56.76
<b>Total non-current assets</b>		<b>11,316.71</b>	<b>9,449.65</b>
<b>(2) Current assets</b>			
(a) Inventories	12	7,607.71	6,982.77
(b) Financial assets			
(i) Investments	13	8,815.60	4,548.14
(ii) Trade receivables	14	7,112.93	7,631.58
(iii) Cash and cash equivalents	15	675.29	343.42
(iv) Bank balances other than (iii) above	16	515.42	15.07
(v) Loans	17	3,408.59	1,018.80
(vi) Other financial assets	18	3,434.08	8,144.82
(c) Other current assets	19	1,454.77	1,163.22
<b>Total current assets</b>		<b>33,024.39</b>	<b>29,847.82</b>
<b>TOTAL ASSETS</b>		<b>44,341.10</b>	<b>39,297.47</b>
<b>II. EQUITY AND LIABILITIES</b>			
<b>(1) Equity</b>			
(a) Equity share capital	20	4,991.46	4,991.46
(b) Other equity	21	28,850.38	23,974.69
<b>Total equity</b>		<b>33,841.84</b>	<b>28,966.15</b>
<b>(2) Liabilities</b>			
<b>Non-current liabilities</b>			
(a) Financial liabilities			
(i) Lease liabilities	40	335.36	272.30
(b) Provisions	22	393.80	322.33
(c) Deferred tax liabilities (net)	36	279.19	265.66
<b>Total non-current liabilities</b>		<b>1,008.35</b>	<b>860.29</b>
<b>Current liabilities</b>			
(a) Financial liabilities			
(i) Lease liabilities	40	194.77	177.62
(ii) Trade payables			
– total outstanding dues of micro enterprises and small enterprises	23	397.86	313.81
– total outstanding dues of creditors other than micro enterprises and small enterprises	23	3,556.18	4,562.98
(iii) Other financial liabilities	24	4,417.60	3,659.88
(b) Other current liabilities	25	671.73	612.94
(c) Provisions	26	116.93	89.28
(d) Current tax liabilities		135.84	54.52
<b>Total current liabilities</b>		<b>9,490.91</b>	<b>9,471.03</b>
<b>Total liabilities</b>		<b>10,499.26</b>	<b>10,331.32</b>
<b>TOTAL EQUITY AND LIABILITIES</b>		<b>44,341.10</b>	<b>39,297.47</b>
Material accounting policies	2.1		
The accompanying notes 1 to 55 are an integral part of these standalone financial statements.			

As per our report of even date attached  
For **B S R & Co. LLP**  
Chartered Accountants  
Firm's Registration No: 101248W/W-100022

**Farhad Bamji**  
Partner  
Membership No: 105234  
Place: Mumbai  
Date: 26 May 2026

For and on behalf of the Board of Directors of  
**Sumitomo Chemical India Limited**  
CIN: L24110MH2000PLC124224

**Chetan Shah**  
Managing Director  
DIN: 00488127  
Place: Mumbai  
Date: 26 May 2026

**Anil Nawal**  
Chief Financial Officer  
Place: Mumbai  
Date: 26 May 2026

**Sushil Marfatia**  
Executive Director  
DIN: 07618601  
Place: Mumbai  
Date: 26 May 2026

**Deepika Trivedi**  
Company Secretary  
Membership no. A30138  
Place: Mumbai  
Date: 26 May 2026

# STANDALONE STATEMENT OF PROFIT AND LOSS

FOR THE YEAR ENDED 31 MARCH 2026

(Currency: Indian Rupees in Millions, unless otherwise stated)

	Notes	For the year ended 31 March 2026	For the year ended 31 March 2025
<b>I INCOME</b>			
a. Revenue from operations	27	31,857.62	30,903.69
b. Other income	28	1,460.64	1,194.24
<b>Total income (I)</b>		<b>33,318.26</b>	<b>32,097.93</b>
<b>II EXPENSES</b>			
a. Cost of materials consumed	29	16,350.08	15,738.71
b. Purchases of stock-in-trade		2,370.61	3,156.65
c. Changes in inventories of finished goods, work-in-progress and stock-in-trade	30	(86.27)	(480.82)
d. Employee benefits expense	31	2,566.70	2,459.65
e. Finance costs	32	65.29	48.68
f. Depreciation and amortisation expense	3, 5 & 6	625.95	632.61
g. Other expenses	33	4,007.55	3,802.56
<b>Total expenses (II)</b>		<b>25,899.91</b>	<b>25,358.04</b>
<b>III PROFIT BEFORE EXCEPTIONAL ITEMS AND TAX (I-II)</b>		<b>7,418.35</b>	<b>6,739.89</b>
<b>IV EXCEPTIONAL ITEMS</b>	34	151.86	-
<b>V PROFIT BEFORE TAX (III-IV)</b>		<b>7,266.49</b>	<b>6,739.89</b>
<b>VI TAX EXPENSE:</b>			
a. Current tax	35	1,838.47	1,684.93
b. Adjustment of current tax in respect of earlier years	35	(16.89)	6.12
c. Deferred tax charge	35 & 36	16.90	40.46
d. Adjustment of deferred tax in respect of earlier years	35 & 36	(3.38)	(11.10)
<b>Total tax expenses</b>		<b>1,835.10</b>	<b>1,720.41</b>
<b>VII PROFIT FOR THE YEAR (V-VI)</b>		<b>5,431.39</b>	<b>5,019.48</b>
<b>VIII OTHER COMPREHENSIVE INCOME (OCI)</b>			
<b>a. Items that will not be reclassified to profit or loss</b>			
Remeasurements of defined benefit liability		57.82	(8.80)
<b>b. Income tax related to items that will not be reclassified to profit or loss</b>			
Remeasurements of defined benefit liability	35	(14.55)	2.21
<b>Total other comprehensive income for the year</b>		<b>43.27</b>	<b>(6.59)</b>
<b>IX TOTAL COMPREHENSIVE INCOME FOR THE YEAR (VII+VIII)</b>		<b>5,474.66</b>	<b>5,012.89</b>
<b>X EARNINGS PER EQUITY SHARE (FACE VALUE OF ₹ 10 EACH)</b>			
Basic and diluted earnings per share (in ₹)	37	10.88	10.06
Material accounting policies	2.1		
The accompanying notes 1 to 55 are an integral part of these standalone financial statements.			

As per our report of even date attached  
For **B S R & Co. LLP**  
Chartered Accountants  
Firm's Registration No: 101248W/W-100022

**Farhad Bamji**  
Partner  
Membership No: 105234  
Place: Mumbai  
Date: 26 May 2026

For and on behalf of the Board of Directors of  
**Sumitomo Chemical India Limited**  
CIN: L24110MH2000PLC124224

**Chetan Shah**  
Managing Director  
DIN: 00488127  
Place: Mumbai  
Date: 26 May 2026

**Anil Nawal**  
Chief Financial Officer  
Place: Mumbai  
Date: 26 May 2026

**Sushil Marfatia**  
Executive Director  
DIN: 07618601  
Place: Mumbai  
Date: 26 May 2026

**Deepika Trivedi**  
Company Secretary  
Membership no. A30138  
Place: Mumbai  
Date: 26 May 2026

# STANDALONE STATEMENT OF CHANGES IN EQUITY

FOR THE YEAR ENDED 31 MARCH 2026

(Currency: Indian Rupees in Millions, unless otherwise stated)

## (A) EQUITY SHARE CAPITAL

	Note	Amount
As at 31 March 2024	20	4,991.46
Changes in equity share capital due to prior period errors		-
Restated balance as at 1 April 2024		4,991.46
Changes in equity share capital during the year		-
<b>As at 31 March 2025</b>	20	<b>4,991.46</b>
Changes in equity share capital due to prior period errors		-
Restated balance as at 1 April 2025		<b>4,991.46</b>
Changes in equity share capital during the year		-
<b>As at 31 March 2026</b>	20	<b>4,991.46</b>

## (B) OTHER EQUITY (REFER NOTE 21)

Particulars	Reserves & surplus			Total other equity
	General reserve	Securities premium	Retained earnings	
<b>Balance as at 31 March 2024</b>	<b>14,767.81</b>	<b>2,350.60</b>	<b>2,292.62</b>	<b>19,411.03</b>
Profit for the year	-	-	5,019.48	5,019.48
Other comprehensive income for the year (net of tax)	-	-	(6.59)	(6.59)
<b>Total comprehensive income for the year</b>	-	-	<b>5,012.89</b>	<b>5,012.89</b>
Transfer to general reserve	3,250.00	-	(3,250.00)	-
Dividend on equity shares for the year	-	-	(449.23)	(449.23)
<b>Balance as at 31 March 2025</b>	<b>18,017.81</b>	<b>2,350.60</b>	<b>3,606.28</b>	<b>23,974.69</b>
Profit for the year	-	-	5,431.39	5,431.39
Other comprehensive income for the year (net of tax)	-	-	43.27	43.27
<b>Total comprehensive income for the year</b>	-	-	<b>5,474.66</b>	<b>5,474.66</b>
Transfer to general reserve	3,500.00	-	(3,500.00)	-
Dividend on equity shares for the year	-	-	(598.97)	(598.97)
<b>Balance as at 31 March 2026</b>	<b>21,517.81</b>	<b>2,350.60</b>	<b>4,981.97</b>	<b>28,850.38</b>

Refer note 21B for nature and purpose of reserves

As per our report of even date attached  
For **B S R & Co. LLP**  
Chartered Accountants  
Firm's Registration No: 101248W/W-100022

**Farhad Bamji**  
Partner  
Membership No: 105234  
Place: Mumbai  
Date: 26 May 2026

For and on behalf of the Board of Directors of  
**Sumitomo Chemical India Limited**  
CIN: L24110MH2000PLC124224

**Chetan Shah**  
Managing Director  
DIN: 00488127  
Place: Mumbai  
Date: 26 May 2026

**Anil Nawal**  
Chief Financial Officer  
Place: Mumbai  
Date: 26 May 2026

**Sushil Marfatia**  
Executive Director  
DIN: 07618601  
Place: Mumbai  
Date: 26 May 2026

**Deepika Trivedi**  
Company Secretary  
Membership no. A30138  
Place: Mumbai  
Date: 26 May 2026

# STANDALONE STATEMENT OF CASH FLOW

FOR THE YEAR ENDED 31 MARCH 2026

(Currency: Indian Rupees in Millions, unless otherwise stated)

	For the year ended 31 March 2026	For the year ended 31 March 2025
<b>A. CASH FLOWS FROM OPERATING ACTIVITIES</b>		
Profit before tax as per statement of Profit and Loss	7,266.49	6,739.89
<b>Adjustments for:</b>		
Depreciation and amortization expense	625.95	632.61
Expected credit loss allowance on trade receivables (including Bad Debts written off)	119.39	18.82
Rent Received	(0.15)	(0.16)
Sundry balance written off	0.42	1.40
Net (profit)/loss on sale of property, plant and equipment (incl E-Waste Scrap)	(2.58)	0.80
Property, plant and equipment written off (including capital work-in-progress)	7.43	-
Gain on sale of financial assets measured at FVTPL	(416.31)	(161.80)
Liabilities no longer required written back (net)	(1.40)	(7.10)
Interest income	(818.93)	(810.84)
Fair valuation gain on financial assets measured at FVTPL	(124.39)	(202.77)
Dividend income	(0.05)	(0.01)
Finance costs	53.57	37.66
Unrealised exchange differences (net)	(26.34)	(7.20)
Provision for obsolete and slow moving inventory	9.55	5.84
Operating cash inflows before working capital changes	6,692.65	6,247.14
<b>Working capital adjustments</b>		
<b>Adjustments for (increase) / decrease in assets</b>		
Trade receivables	518.98	(580.64)
Inventories	(634.49)	(933.70)
Other non current and current assets	(286.50)	(186.80)
Other non current and current financial assets	(33.98)	115.64
<b>Adjustments for increase / (decrease) in liabilities</b>		
Trade payables	(966.62)	596.96
Non current and current provisions	156.94	56.78
Other non current and current financial liabilities	563.39	793.81
Other non current and current liabilities	60.20	113.16
<b>Cash inflows generated from operating activities</b>	6,070.57	6,222.35
Income taxes paid (net)	(1,636.56)	(1,638.11)
<b>Net cash flows generated from operating activities (A)</b>	4,434.01	4,584.24
<b>B. CASH FLOWS FROM INVESTING ACTIVITIES</b>		
Purchase of property, plant and equipment, intangible assets, and capital work-in-progress (net of capital advances and reimbursement of insurance claim received)	(412.97)	(280.37)
Proceeds from sale of property, plant and equipment	21.47	8.64
Purchase of mutual funds	(11,193.05)	(7,001.46)
Proceeds from sale of mutual funds	8,322.93	6,174.07
Purchase of Bonds	(3,068.92)	(818.06)
Proceeds from sale of Bonds	228.00	249.71
Movement in deposit with banks not considered as cash and cash equivalents :		
- Investments in deposits (having maturity of more than 3 months)	(4,706.70)	(8,347.09)
- Proceeds from deposits (having maturity of more than 3 months)	8,896.59	6,225.09
Deposits placed with corporates	(3,150.00)	(2,700.00)
Repayment of deposits placed with corporates	1,010.00	1,806.00

# STANDALONE STATEMENT OF CASH FLOW

FOR THE YEAR ENDED 31 MARCH 2025

(Currency: Indian Rupees in Millions, unless otherwise stated)

	For the year ended 31 March 2026	For the year ended 31 March 2025
Interest received	762.00	637.82
Dividend received	0.05	0.01
Rent Received	0.15	0.16
<b>Net cash flows used in investing activities (B)</b>	<b>(3,290.45)</b>	<b>(4,045.48)</b>
<b>C. CASH FLOWS FROM FINANCING ACTIVITIES</b>		
Principal payment of lease liabilities	(159.51)	(173.15)
Interest payment of lease liabilities	(53.57)	(37.66)
Dividend paid	(598.61)	(440.28)
<b>Net cash flows used in financing activities (C)</b>	<b>(811.69)</b>	<b>(651.09)</b>
<b>Net increase / (decrease) in cash and cash equivalents (A + B + C)</b>	<b>331.87</b>	<b>(112.33)</b>
<b>Cash and cash equivalents at the beginning of the year</b>	<b>343.42</b>	<b>455.75</b>
<b>Cash and cash equivalents at the end of the year (Refer note 15)</b>	<b>675.29</b>	<b>343.42</b>

## Notes:

- The above cash flow statement has been prepared under the 'Indirect Method' as set out in the Ind AS 7, 'Statement of Cash Flows'.
- Changes in lease liabilities arising from financing activities - refer note 40(a).

	For the year ended 31 March 2026	For the year ended 31 March 2025
Opening balance	449.92	252.50
Cash outflows	(213.08)	(210.80)
New leases	239.72	370.56
Deletion	-	-
Accretion of interest	53.57	37.66
<b>Closing balance</b>	<b>530.13</b>	<b>449.92</b>

Material accounting policies (Refer note 2.1)

The accompanying notes 1 to 55 are an integral part of these standalone financial statements.

As per our report of even date attached  
For **B S R & Co. LLP**  
Chartered Accountants  
Firm's Registration No: 101248W/W-100022

**Farhad Bamji**  
Partner  
Membership No: 105234  
Place: Mumbai  
Date: 26 May 2026

For and on behalf of the Board of Directors of  
**Sumitomo Chemical India Limited**  
CIN: L24110MH2000PLC124224

**Chetan Shah**  
Managing Director  
DIN: 00488127  
Place: Mumbai  
Date: 26 May 2026

**Anil Nawal**  
Chief Financial Officer  
Place: Mumbai  
Date: 26 May 2026

**Sushil Marfatia**  
Executive Director  
DIN: 07618601  
Place: Mumbai  
Date: 26 May 2026

**Deepika Trivedi**  
Company Secretary  
Membership no. A30138  
Place: Mumbai  
Date: 26 May 2026

# NOTES TO THE STANDALONE FINANCIAL STATEMENTS

FOR THE YEAR ENDED 31 MARCH 2026

(Currency: Indian Rupees in Millions, unless otherwise stated)

## 1 CORPORATE INFORMATION

Sumitomo Chemical India Limited ('SCIL' or 'the Company') (CIN: L24110MH2000PLC124224) was incorporated originally on 15 February 2000 and converted from Private Limited to Public Limited w.e.f. 24 November 2018. SCIL is a subsidiary of Sumitomo Chemical Company Limited, Japan ('SCCL'). The Company's registered office is at Building No. 1, Ground Floor, Shant Manor Co-Op Housing Society Limited, Chakravarti Ashok 'X' Road, Kandivali (East), Mumbai – 400101 and its corporate office is at 13/14 Aradhana Industrial Development Corporation, Near Virwani Industrial Estate, Goregaon (East), Mumbai – 400 063. The Company's shares are listed on National Stock Exchange and Bombay Stock Exchange. The Company is primarily engaged in manufacturing and sales of household insecticides, agricultural pesticides, public health insecticides and animal nutrition products.

The standalone financial statements for the year ended 31 March 2026 were approved for issue in accordance with the resolution of the Board of Directors on 26 May 2026.

## 2.1 SUMMARY OF MATERIAL ACCOUNTING POLICIES

### a) Basis of preparation

The standalone financial statements of the Company have been prepared in accordance with Indian Accounting Standards (Ind AS) notified under the Companies (Indian Accounting Standards) Rules, 2015 (as amended from time to time) and presentation requirements of Division II of Schedule III to the Companies Act, 2013, (Ind AS compliant Schedule III), as applicable to the standalone financial statements.

The standalone financial statements have been prepared on a historical cost basis, except for certain financial assets and liabilities measured at fair value as explained in accounting policy of fair value measurement [Refer note 2.1(s)] and financial instruments [Refer note 2.1(q)] below.

The accounting policies adopted for preparation and presentation of standalone financial statements have been consistent with the previous year.

The standalone financial statements are presented in Indian Rupees and all values are rounded to the nearest Millions with two decimals, except when otherwise indicated.

The Company has prepared the standalone financial statements on the basis that it will continue to operate as a going concern.

### b) Use of estimates

The preparation of financial statements in conformity with Ind AS requires management to make estimates and assumptions, that affect the application of accounting policies and the reported amounts of assets, liabilities, income, expenses and disclosures of contingent assets and liabilities at the date of these standalone financial statements and the reported amounts of revenues and expenses for the years presented. Actual results may differ from these estimates. Estimates and underlying assumptions are reviewed on an ongoing basis.

In particular, information about material areas of estimation and uncertainty in applying accounting policies that have the most material effect on the amounts recognised in the standalone financial statements are disclosed in note 2.2.

### c) Property, plant and equipment

Items of property, plant and equipment, other than freehold land, are measured at cost less accumulated depreciation and accumulated impairment losses, if any. Freehold land is carried at historical cost and is not depreciated. Capital work-in-progress is stated at cost.

*Initial recognition :*

The cost of an item of property, plant and equipment shall be recognised as an asset if, and only if it is probable that future economic benefits associated with the item will flow to the Company and the cost of the item can be measured reliably.

The cost of an item of property, plant and equipment comprises:

- a) its purchase price, including import duties and all purchase applicable taxes, after deducting trade discounts and rebates and any reimbursement of cost from third party.

# NOTES TO THE STANDALONE FINANCIAL STATEMENTS

FOR THE YEAR ENDED 31 MARCH 2026

(Currency: Indian Rupees in Millions, unless otherwise stated)

- b) any directly attributable cost of bringing the asset to its location and condition necessary for it to be capable of operating in the manner intended by management.
- c) the estimated costs of dismantling and removing the item and restoring the site on which it is located.

#### *Subsequent expenditure :*

Subsequent expenditure is capitalised only if it is probable that the future economic benefits associated with the expenditure will flow to the Company and the cost of the item can be measured reliably.

Income and expenses related to the incidental operations, not necessary to bring the item to the location and condition necessary for it to be capable of operating in the manner intended by management, are recognised in the statement of profit and loss.

If significant parts of an item of property, plant and equipment have different useful lives, then they are accounted and depreciated for as separate items (major components) of property, plant and equipment.

Any gain or loss on derecognition of an item of property, plant and equipment is recognised in the statement of profit and loss.

Projects which are not yet ready for their intended use are carried as capital work in progress at cost determined as aforesaid.

The Company had elected to consider the carrying value of all its property, plant and equipment appearing in the Financial Statements prepared in accordance with Accounting Standards notified under the Section 133 of the Companies Act, 2013, read together with Rule 7 of the Companies (Accounts) Rules, 2014 and used the same as deemed cost in the opening Ind AS Balance Sheet prepared on 1st April 2016.

#### **d) Intangible assets**

The cost of an intangible asset comprises of its purchase price, including any import duties and other taxes (other than those subsequently recoverable from the taxing authorities), and any directly attributable expenditure on making the asset ready for its intended use.

The estimated useful life of the intangible assets and the amortisation period are reviewed at the end of each financial year and the amortisation period is revised to reflect the changed pattern, if any.

Gains or losses arising from derecognition of an intangible asset are measured as the difference between the net disposal proceeds and the carrying amount of the asset and are recognised in the statement of profit and loss when the asset is derecognised.

#### *Subsequent expenditure :*

Subsequent expenditure is capitalised only when it increases the future economic benefits embodied in the specific asset to which it relates and the cost of the asset can be measured reliably.

The Company had elected to consider the carrying value of all its intangible assets appearing in the Financial Statements prepared in accordance with Accounting Standards notified under the Section 133 of the Companies Act, 2013, read together with Rule 7 of the Companies (Accounts) Rules, 2014 and used the same as deemed cost in the opening Ind AS Balance Sheet prepared on 1st April 2016.

#### **e) Depreciation and amortisation**

Depreciation is provided, under the straight line method, pro rata to the period of use, based on useful lives specified in Schedule II to the Companies Act, 2013 except for the following items where useful lives estimated by the management based on internal technical assessment, past trends and expected operational lives differ from those provided in Schedule II of the Companies Act, 2013. The management believes that these estimated useful lives are realistic and reflect fair approximation of the period over which the assets are likely to be used:

Leasehold land and leasehold improvements are amortised over the term of lease.

## NOTES TO THE STANDALONE FINANCIAL STATEMENTS

FOR THE YEAR ENDED 31 MARCH 2026

(Currency: Indian Rupees in Millions, unless otherwise stated)

The key assets and related lives are:

Nature of asset	Life in years	Life in years (as per Schedule II)
Factory road	5 to 10	5 to 10
Buildings	10 to 60	30 to 60
Plant and machinery (including computers)	3 to 25	3 to 25
Furniture and fixtures	10	10
Vehicles	5	8
Office equipments	5	5
Electrical installation	10	10
Laboratory equipments	10	10

Depreciation methods, useful lives and residual values are reviewed at each reporting date and adjusted if appropriate.

Amortisation in respect of all the intangible assets is provided on straight line method over the following useful lives of assets.

Amortisation methods, useful lives and residual values are reviewed at each reporting date and adjusted if appropriate.

Nature of asset	Life in years
Data registration expenses	3
Software license and registration	4
Technical know-how	5 or agreement period whichever is less
Patents	5

### f) Impairment of non-financial assets

The carrying values of assets at each reporting date are reviewed for impairment if any indication of impairment exists at cash generating unit ('CGU') level.

If any indication exists, or when annual impairment testing for an asset is required, the Company estimates the asset's recoverable amount. An asset's recoverable amount is the higher of an asset's CGU fair value less costs of disposal and its value in use. Recoverable amount is determined for an individual asset, unless the asset does not generate cash inflows that are largely independent of those from other assets or groups of assets. When the carrying amount of an asset or CGU exceeds its recoverable amount, the asset is considered impaired and is written down to its recoverable amount.

In assessing value in use, the estimated future cash flows are discounted to their present value using a pre-tax discount rate that reflects current market assessments of the time value of money and the risks specific to the asset. In determining fair value less costs of disposal, recent market transactions are taken into account. If no such transactions can be identified, an appropriate valuation model is used. Impairment losses including impairment on inventories are recognised in the statement of profit and loss.

When there is an indication that an impairment loss recognised for an asset in earlier accounting periods no longer exists or may have decreased, such reversal of impairment loss is recognised in the statement of profit and loss, to the extent the amount was previously charged to the statement of profit and loss.

### g) Inventories

Inventories are valued at the lower of cost and net realizable value. Net realizable value is the estimated selling price in the ordinary course of business, less estimated costs of completion and the estimated costs necessary to make the sale. Cost includes the amounts incurred in bringing inventories to present location and condition. Cost is determined on moving weighted average basis.

- i) Raw materials and packing materials, components, stores and spares: Cost of raw materials, packing materials, components, stores and spares includes cost of purchase and other costs incurred in bringing the inventories to their present location and condition. However, raw materials and packing materials and other items held for use in the production of inventories are not written down below cost, if the finished products

# NOTES TO THE STANDALONE FINANCIAL STATEMENTS

FOR THE YEAR ENDED 31 MARCH 2026

(Currency: Indian Rupees in Millions, unless otherwise stated)

in which they will be incorporated are expected to be sold at or above cost. Stores and spares which do not meet the definition of property, plant and equipment are accounted as inventory.

- ii) Work-in-progress and finished goods: Cost includes direct materials and labour and a proportion of manufacturing overheads based on normal operating capacity and other cost bringing the inventories at their present condition and location.
- iii) Traded products: Cost includes cost of purchase and other costs incurred in bringing the inventories their present location and condition.

## h) Employee benefits

### 1) Short-term employee benefits

#### *Defined contribution plans*

The Company makes contribution towards provident fund, pension fund, superannuation fund and employee's state insurance contribution to a defined contribution retirement benefit plan for qualifying employees. Both the employee and the Company make monthly contribution equal to a specified % of the covered employee's salary or a fixed monthly contribution. The monthly contributions payable by the Company are charged to the statement of profit and loss as incurred.

#### *Defined benefit plans*

A defined benefit plan is a post-employment benefit plan other than a defined contribution plan. The Company's net obligation in respect of defined benefit plans is calculated separately for each plan by estimating the amount of future benefit that employees have earned in the current and prior periods, discounting that amount and deducting the fair value of any plan assets.

The calculation of defined benefit obligations is performed annually by a qualified actuary using the projected unit credit method. When the calculation results in a potential asset for the Company, the recognised asset is limited to the present value of economic benefits available in the form of any future refunds from the plan or reductions in future contributions to the plan. To calculate the present value of economic benefits, consideration is given to any applicable minimum funding requirements.

Remeasurement of the net defined benefit liability, which comprise actuarial gains and losses, the return on plan assets (excluding interest) and the effect of the asset ceiling (if any, excluding interest), are recognised immediately in other comprehensive income (OCI). Net interest expense (income) on the net defined liability (assets) is computed by applying the discount rate, used to measure the defined benefit obligation at the beginning of the annual period to the then-net defined liability (asset) after taking into account any changes as a result of contribution and benefit payments during the year. Net interest expense and other expenses related to gratuity benefit scheme are recognised in statement of profit and loss.

When the benefits of a plan are changed or when a plan is curtailed, the resulting change in benefit that relates to past service or the gain or loss on curtailment is recognised immediately in profit or loss. The Company recognises gains and losses on the settlement of a defined benefit plan when the settlement occurs.

#### *Short-term employee benefits*

The undiscounted amount of short-term employee benefits expected to be paid in exchange for the services rendered by the employees is recognised during the period when the employee renders the service.

### 2) Other long-term benefits

Compensated absences which are not expected to occur within twelve months after the end of the period in which the employees renders the related services are recognised as a liability at the present value of the defined benefit obligation at the reporting date. Provision in respect of leave encashment benefits has been made based on actuarial valuation carried out by an independent actuary at the reporting date using Projected unit cost method. The employees can avail upto a certain number of leaves as per the Company's policies in one year and accordingly the liability has been classified into current and non current in the financials.

# NOTES TO THE STANDALONE FINANCIAL STATEMENTS

FOR THE YEAR ENDED 31 MARCH 2026

(Currency: Indian Rupees in Millions, unless otherwise stated)

## i) Foreign currency transactions

### i. Functional and presentation currency

The Company's standalone financial statements are prepared in Indian Rupees which is also the Company's functional currency.

### ii. Initial recognition

Foreign currency transactions are recorded in the functional currency, by applying to the foreign currency amount the exchange rate between the functional currency and the foreign currency at the date of the transaction.

### iii. Subsequent measurement

Monetary assets and liabilities denominated in foreign currencies are translated into the functional currency at the exchange rate at the reporting date. Non-monetary assets and liabilities that are measured at fair value in a foreign currency are translated into the functional currency at the exchange rate when the fair value was determined. Foreign currency differences are generally recognised in profit or loss. Non-monetary items that are measured based on historical cost in a foreign currency are not translated.

## j) Taxes

Tax expense for the period comprises of current tax and deferred tax charge or credit. It is recognised in statement of profit and loss except to the extent that it relates to items recognised directly in equity or in OCI.

### Current taxes

Current tax comprises the expected tax payable or receivable on the taxable income or loss for the period and any adjustment to the tax payable or receivable in respect of previous years. The amount of current tax reflects the best estimate of the tax amount expected to be paid or received after considering the uncertainty, if any, related to income taxes. It is measured using tax rates (and tax laws) enacted by the reporting date. For the purpose of computing income taxes management has applied the annual effective tax rate on to the profit before tax for the year ended 31 March 2026.

Current tax assets and current tax liabilities are offset only if there is a legally enforceable right to set off the recognised amounts, and it is intended to realise the asset and settle the liability on a net basis or simultaneously.

### Deferred taxes

Deferred tax is recognised in respect of temporary differences between the carrying amounts of assets and liabilities for financial reporting purposes and the corresponding amounts used for taxation purposes. Deferred tax is also recognised in respect of carried forward tax losses and tax credits. Deferred tax is not recognised for:

- temporary differences arising on the initial recognition of assets or liabilities in a transaction that is not a business combination and that affects neither accounting nor taxable profit or loss at the time of the transaction;
- taxable temporary differences arising on the initial recognition of goodwill.

Deferred tax assets are recognised to the extent that it is probable that future taxable profits will be available against which they can be used. The existence of unused tax losses is strong evidence that future taxable profit may not be available. Therefore, in case of a history of recent losses, the Company recognises a deferred tax asset only to the extent that it has sufficient taxable temporary differences or there is convincing other evidence that sufficient taxable profit will be available against which such deferred tax asset can be realised. Deferred tax assets – unrecognised or recognised, are reviewed at each reporting date and are recognised/ reduced to the extent that it is probable/ no longer probable respectively that the related tax benefit will be realised.

Deferred tax is measured at the tax rates that are expected to apply to the period when the asset is realised or the liability is settled, based on the laws that have been enacted or substantively enacted by the reporting date.

# NOTES TO THE STANDALONE FINANCIAL STATEMENTS

FOR THE YEAR ENDED 31 MARCH 2026

(Currency: Indian Rupees in Millions, unless otherwise stated)

The measurement of deferred tax reflects the tax consequences that would follow from the manner in which the Company expects, at the reporting date, to recover or settle the carrying amount of its assets and liabilities.

Deferred tax assets and liabilities are offset only if:

- a) The Company has a legally enforceable right to set off current tax assets against current tax liabilities; and
- b) The deferred tax assets and the deferred tax liabilities relate to income taxes levied by the same taxation authority on the same taxable entity.

## k) Earnings per share

The basic earnings per equity share ('EPS') is computed by dividing the net profit or loss for the period attributable to the equity shareholders by the weighted average number of equity shares outstanding during the reporting period. Diluted EPS is computed by dividing the net profit attributable to the equity shareholders for the year by the weighted average number of equity and dilutive equity equivalent shares outstanding during the year, except where the impact would be anti-dilutive.

## l) Provisions and contingencies

The Company creates a provision when there is present obligation as a result of a past event that probably requires an outflow of resources embodying economic benefits and a reliable estimate can be made of the amount of the obligation. A disclosure for a contingent liability is made when there is a possible obligation or a present obligation that may, but probably will not, require an outflow of resources. When there is a possible obligation or a present obligation in respect of which the likelihood of outflow of resources is remote, no provision or disclosure is made. Provisions are reviewed at each reporting date and adjusted to reflect the current best estimate.

If the effect of the time value of money is material, provisions are discounted using a current pre-tax rate that reflects, when appropriate, the risks specific to the liability. When discounting is used, the increase in the provision due to the passage of time is recognised as a finance cost.

Contingent liability is:

- (a) a possible obligation arising from past events and whose existence will be confirmed only by the occurrence or non-occurrence of one or more uncertain future events not wholly within the control of the entity or
- (b) a present obligation that arises from past events but is not recognized because;
  - it is not probable that an outflow of resources embodying economic benefits will be required to settle the obligation or
  - the amount of the obligation cannot be measured with sufficient reliability.

The Company does not recognize a contingent liability but discloses the same as per the requirements of Ind AS 37

## m) Research and development

Research costs are expensed as incurred. Development expenditure incurred on an individual project is carried forward when its future recoverability can reasonably be regarded as assured. Any expenditure carried forward is amortised over the period expected future sales from the related project, not exceeding ten years.

## n) Cash and cash equivalents

Cash and cash equivalents includes cash in hand, bank balances, term deposits with banks and other short term highly liquid investments with original maturities within three months or less.

## o) Revenue Recognition

### i. Sale of goods

Revenue from sale of goods is recognised when control of the products being sold is transferred to the customers and when there are no longer any unfulfilled obligations. The performance obligations in contracts are fulfilled at the time of dispatch, delivery or upon formal customer acceptance depending on customer terms.

Revenue is measured at transaction price, after deduction of any trade discounts, volume rebates and any taxes or duties collected on behalf of the government such as goods and services tax, etc. Past trend and experience is used to estimate the provision for such discounts and rebates. Revenue is only recognised to

# NOTES TO THE STANDALONE FINANCIAL STATEMENTS

FOR THE YEAR ENDED 31 MARCH 2026

(Currency: Indian Rupees in Millions, unless otherwise stated)

the extent that it is highly probable a significant reversal will not occur. An estimate is made of goods that will be returned and a liability is recognised for this amount using a best estimate based on past trend and experience.

#### *Return of Goods*

The Company uses the expected value method to estimate liability and corresponding adjustment to cost of sales for the goods that are expected to be returned.

#### *Export Incentives*

Export benefits arising from Duty Drawback scheme, Remission of Duties and Taxes on Export Products (RoDTEP) and other eligible export incentives are recognised on post export basis at the rate at which the entitlements accrue and is included in the 'Other Operating Income' (Revenue from operation).

#### *Rebates and Discounts*

The Company provides discount and rebate schemes, to its customers. Discount and rebate schemes give rise to variable consideration. To estimate the variable consideration to which it will be entitled, the Company considers that either the expected value method or the most likely amount method, depending on which of them better predicts the amount of variable consideration for the particular type of contract.

#### ii. *Other income*

- a. Interest income is recognised on a time proportion basis taking into account the amount outstanding and the effective rate of interest.
- b. Revenue in respect of insurance / other claims, interest etc., is recognised only when it is reasonably certain that the ultimate collection will be made.
- c. Dividend income is recognised in the statement of profit and loss on the date on which right to receive the payment is established.
- d. Interest u/s 244A of Income Tax Act, 1961 is recognised on realisation.

#### iii. *Sale of services*

Revenue from rendering of services is recognised over time considering the time elapsed. The transaction price of these services is recognised as a contract liability upon receipt of advance from the customer, if any, and is released on a straight line basis over the period of service.

### **p) Contract balances**

#### *Contract assets*

A contract asset is the right to consideration in exchange for goods or services transferred to the customer. If the Company performs by transferring goods or services to a customer before the customer pays consideration or before payment is due, a contract asset is recognised for the earned consideration that is conditional.

Contract assets represents right to receive the inventory (on estimated sales returns). Refer accounting policy on impairment of financial assets in note 2.1(r).

#### *Contract liabilities*

A contract liability is the obligation to transfer goods or services to a customer for which the Company has received consideration (or an amount of consideration is due) from the customer. If a customer pays consideration before the Company transfers goods or services to the customer, a contract liability is recognised when the payment is made, or the payment is due (whichever is earlier). Contract liabilities are recognised as revenue when the Company performs under the contract.

### **q) Financial instruments**

A financial instrument is any contract that gives rise to a financial asset of one entity and a financial liability or equity instrument of another entity. Financial instruments also include derivative contracts such as foreign currency exchange forward contracts.

# NOTES TO THE STANDALONE FINANCIAL STATEMENTS

FOR THE YEAR ENDED 31 MARCH 2026

(Currency: Indian Rupees in Millions, unless otherwise stated)

## i. Financial assets

### *Classification*

The Company shall classify financial assets as subsequently measured at amortised cost, fair value through other comprehensive income or fair value through profit or loss on the basis of its business model for managing the financial assets and the contractual cash flow characteristics of the financial asset.

### *Initial recognition and measurement*

All financial assets are recognised initially at fair value plus, in the case of financial assets not recorded at fair value through profit or loss, transaction costs that are attributable to the acquisition of the financial asset. Purchases or sales of financial assets that require delivery of assets within a time frame established by regulation or convention in the market place (regular way trades) are recognised on the trade date, i.e., the date that the Company commits to purchase or sell the asset.

Trade receivables are initially recognised when they are originated. A trade receivable without a significant financing component is initially measured at the transaction price.

### *Debt instruments at amortised cost*

A 'debt instrument' is measured at the amortised cost if both the following conditions are met:

- a) The asset is held within a business model whose objective is to hold assets for collecting contractual cash flows, and
- b) Contractual terms of the asset give rise on specified dates to cash flows that are solely payments of principal and interest (SPPI) on the principal amount outstanding.

After initial measurement, such financial assets are subsequently measured at amortised cost using the effective interest rate (EIR) method. Amortised cost is calculated by taking into account any discount or premium on acquisition and fees or costs that are an integral part of the EIR. The EIR amortisation is included in finance income in the statement of profit and loss. The losses arising from impairment are recognised in the statement of profit and loss. This category generally applies to trade and other receivables.

### *Financial assets at fair value through other comprehensive income (FVTOCI)*

Financial instruments included within the FVTOCI category are measured initially as well as at each reporting date at fair value. Fair value movements are recognised in the other comprehensive income (OCI). However, the Company recognizes interest income, dividend income, impairment losses and reversals and foreign exchange gain or loss in the statement of profit and loss. On derecognition of the asset, cumulative gain or loss previously recognised in OCI is reclassified from the equity to the statement of profit and loss. At present, there are no financial assets recognised at FVTOCI.

### *Financial assets at fair value through profit or loss (FVTPL)*

FVTPL is a residual category for financial assets. Any financial assets, which does not meet the criteria for categorisation as at amortised cost or as FVTOCI, is classified as at FVTPL. Financial assets included within the FVTPL category are measured at fair value with all changes recognised in the statement of profit and loss.

### *Equity investments*

Equity investments in subsidiaries are out of scope of Ind AS 109 and hence, the Company accounts for its investment in subsidiaries at cost.

All other equity investments are measured at fair value. Equity instruments, which are held for trading are classified as at FVTPL and are measured at fair value with all changes recognised in the statement of profit and loss.

The Company has not classified any equity instruments at FVTOCI.

### *Derecognition*

The Company derecognises a financial asset when the rights to receive cash flows from the asset have expired or it transfers the right to receive the contractual cash flow on the financial assets in a transaction in which substantially all the risk and rewards of ownership of the financial asset are transferred.

# NOTES TO THE STANDALONE FINANCIAL STATEMENTS

FOR THE YEAR ENDED 31 MARCH 2026

(Currency: Indian Rupees in Millions, unless otherwise stated)

## ii. Financial liabilities

### *Classification*

Financial liabilities are classified, at initial recognition, as financial liabilities at fair value through profit or loss. All financial liabilities are recognised initially at fair value and, in the case of loans and borrowings and payables, net of directly attributable transaction costs.

### *Initial recognition and measurement*

Financial liabilities are classified, at initial recognition, as financial liabilities at fair value through profit or loss. All financial liabilities are recognised initially at fair value and, in the case of loans and borrowings and payables, net of directly attributable transaction costs.

### *Subsequent measurement*

The measurement of financial liabilities depends on their classification, as described below:

### *Financial liabilities at fair value through profit or loss*

Financial liabilities at fair value through profit or loss include financial liabilities held for trading and financial liabilities designated upon initial recognition as at fair value through profit or loss. Financial liabilities are classified as held for trading if they are incurred for the purpose of repurchasing in the near term. This category also includes derivative financial instruments entered into by the Company that are not designated as hedging instruments in hedge relationships as defined by Ind AS 109. Gains or losses on liabilities held for trading are recognised in the statement profit and loss.

### *Financial liabilities at amortised cost*

After initial recognition, interest-bearing loans and borrowings are subsequently measured at amortised cost using the EIR method. Gains and losses are recognised in the statement of profit and loss when the liabilities are derecognised as well as through the EIR amortisation process.

Amortised cost is calculated by taking into account any discount or premium on acquisition and fees or costs that are an integral part of the EIR. The EIR amortisation is included as finance costs in the statement of profit and loss.

### *Derecognition*

A financial liability is derecognised when the obligation under the liability is discharged or cancelled or expires. When an existing financial liability is replaced by another from the same lender on substantially different terms, or the terms of an existing liability are substantially modified, such an exchange or modification is treated as the derecognition of the original liability and the recognition of a new liability. The difference in the respective carrying amounts is recognised in the statement of profit and loss.

### *Offsetting of financial instruments*

Financial assets and financial liabilities are offset and the net amount is reported in the balance sheet if there is a currently enforceable legal right to offset the recognised amounts and there is an intention to settle on a net basis, to realise the assets and settle the liabilities simultaneously.

### *Derivatives and hedging activities*

The Company enters derivatives like forwards contracts to hedge its foreign currency risks. Derivatives are initially recognised at fair value on the date a derivative contract is entered into and are subsequently marked to market at the end of each reporting period with profit/loss being recognised in statement of profit and loss. Derivative assets/liabilities are classified under "other financial assets/other financial liabilities". Profits and losses arising from cancellation of contracts are recognised in the statement of profit and loss.

# NOTES TO THE STANDALONE FINANCIAL STATEMENTS

FOR THE YEAR ENDED 31 MARCH 2026

(Currency: Indian Rupees in Millions, unless otherwise stated)

## r) Financial assets impairment and write off

At each reporting date, the Company assesses whether financial assets carried at amortised cost, are credit-impaired. A financial asset is 'credit-impaired' when the events that have a detrimental impact on the estimated future cash flows of the financial asset have occurred.

The Company assessed the expected credit losses associated with its assets carried at amortised cost and fair value through other comprehensive income based on the Company's past history of recovery, credit worthiness of the counter party and existing and future market conditions.

For all financial assets other than trade receivables, expected credit losses are measured at an amount equal to the 12-month expected credit loss (ECL) unless there has been a significant increase in credit risk from initial recognition in which case those are measured at lifetime ECL. For trade receivables, the Company has applied the simplified approach for recognition of impairment allowance as provided in Ind AS 109 which requires the expected lifetime losses from initial recognition of the receivables.

The gross carrying amount of a financial asset is written off when the Company has no reasonable expectations of recovering the financial asset in its entirety or a portion thereof. A write-off constitutes a derecognition event.

## s) Fair value measurement

Fair value is the price that would be received to sell an asset or paid to transfer a liability in an orderly transaction between market participants at the measurement date. The fair value measurement is based on the presumption that the transaction to sell the asset or transfer the liability takes place either:

- (i) In the principal market for the asset or liability, or
- (ii) In the absence of a principal market, in the most advantageous market for the asset or liability

The fair value of an asset or a liability is measured using the assumptions that market participants would use when pricing the asset or liability, assuming that market participants act in their economic best interest.

A fair value measurement of a non-financial asset takes into account a market participant's ability to generate economic benefits by using the asset in its highest and best use or by selling it to another market participant that would use the asset in its highest and best use.

The Company uses valuation techniques that are appropriate in the circumstances and for which sufficient data are available to measure fair value, maximising the use of relevant observable inputs and minimising the use of unobservable inputs.

All assets and liabilities for which fair value is measured or disclosed in the financial statements are categorised within the fair value hierarchy, described as follows, based on the lowest level input that is significant to the fair value measurement as a whole:

Level 1 – Quoted (unadjusted) market prices in active markets for identical assets or liabilities.

Level 2 – Valuation techniques for which the lowest level input that is significant to the fair value measurement is directly or indirectly observable.

Level 3 – Valuation techniques for which the lowest level input that is significant to the fair value measurement is unobservable.

For assets and liabilities that are recognised in the financial statements on a recurring basis, the Company determines whether transfers have occurred between levels in the hierarchy by re-assessing categorisation (based on the lowest level input that is significant to the fair value measurement as a whole) at the end of each reporting year.

## t) Leases

The Company assesses at contract inception whether a contract is, or contains, a lease. That is, if the contract conveys the right to control the use of an identified asset for a period of time in exchange for consideration.

### **Company as a lessee**

The Company applies a single recognition and measurement approach for all leases, except for short-term leases and leases of low-value assets. The Company recognises lease liabilities to make lease payments and right-of-use assets representing the right to use the underlying assets.

# NOTES TO THE STANDALONE FINANCIAL STATEMENTS

FOR THE YEAR ENDED 31 MARCH 2026

(Currency: Indian Rupees in Millions, unless otherwise stated)

## a) Right-of-use assets

The Company recognises right-of-use assets at the commencement date of the lease (i.e., the date the underlying asset is available for use). Right-of-use assets are measured at cost, less any accumulated depreciation and impairment losses, and adjusted for any remeasurement of lease liabilities. The cost of right-of-use assets includes the amount of lease liabilities recognised, initial direct costs incurred, and lease payments made at or before the commencement date less any lease incentives received. Right-of-use assets are depreciated on a straight-line basis over the shorter of the lease term and the estimated useful lives of the assets, as follows:

Leasehold building	1-9 years
Leasehold vehicles	4-5 years

The right-of-use assets are also subject to impairment. Refer accounting policy in note 2.1(f) Impairment of non-financial assets.

## b) Lease liabilities

At the commencement date of the lease, the Company recognises lease liabilities measured at the present value of lease payments to be made over the lease term. The lease payments include fixed payments (including in substance fixed payments) less any lease incentives receivable, variable lease payments that depend on an index or a rate, and amounts expected to be paid under residual value guarantees. The lease payments also include the exercise price of a purchase option reasonably certain to be exercised by the Company and payments of penalties for terminating the lease, if the lease term reflects the Company exercising the option to terminate. Variable lease payments that do not depend on an index or a rate are recognised as expenses (unless they are incurred to produce inventories) in the period in which the event or condition that triggers the payment occurs.

In calculating the present value of lease payments, the Company uses its incremental borrowing rate at the lease commencement date because the interest rate implicit in the lease is not readily determinable. After the commencement date, the amount of lease liabilities is increased to reflect the accretion of interest and reduced for the lease payments made. In addition, the carrying amount of lease liabilities is remeasured if there is a modification, a change in the lease term, a change in the lease payments (e.g., changes to future payments resulting from a change in an index or rate used to determine such lease payments) or a change in the assessment of an option to purchase the underlying asset. The Company's lease liabilities are included in interest-bearing borrowings.

Lease liability is measured at amortised cost using the effective interest method. When the lease liability is remeasured in this way, a corresponding adjustment is made to the carrying amount of the right-of-use asset, or is recorded in profit or loss if the carrying amount of the right-of-use asset has been reduced to zero.

The Company determines its incremental borrowing rate by obtaining interest rates from various external financing sources and makes certain adjustments to reflect the terms of the lease and type of the leased assets.

## c) Short-term leases and leases of low-value assets:

The Company applies the short-term lease recognition exemption to its short-term leases of office premises and storage locations (i.e., those leases that have a lease term of 12 months or less from the commencement date and do not contain a purchase option). It also applies the lease of low-value assets recognition exemption to leases of office equipment that are considered to be low value. Lease payments on short-term leases and leases of low-value assets are recognised as expense on a straight-line basis over the lease term.

## u) Dividend

The Company recognises a liability for any dividend declared in the period when it is approved by the shareholders. As per corporate laws in India, a distribution in the nature of final dividend is authorised when it is approved by the shareholders. A corresponding amount is recognised directly in equity.

## v) Exceptional Items

An item of income or expense which by its size, type or incidence requires disclosure in order to improve an understanding of the performance of the Company is treated as an exceptional item and the same is disclosed in standalone statement of profit and loss and in the notes forming part of the standalone financial statements.

# NOTES TO THE STANDALONE FINANCIAL STATEMENTS

FOR THE YEAR ENDED 31 MARCH 2026

(Currency: Indian Rupees in Millions, unless otherwise stated)

## x) Operating cycle

The Company presents assets and liabilities in the balance sheet based on current/ non-current classification. An asset is treated as current when it is:

- Expected to be realised or intended to be sold or consumed in normal operating cycle
- Held primarily for the purpose of trading
- Expected to be realised within twelve months after the reporting period, or
- Cash or cash equivalent unless restricted from being exchanged or used to settle a liability for at least twelve months after the reporting period

All other assets are classified as non-current.

A liability is current when:

- It is expected to be settled in normal operating cycle
- It is held primarily for the purpose of trading
- It is due to be settled within twelve months after the reporting period, or
- There is no unconditional right to defer the settlement of the liability for at least twelve months after the reporting period

The Company classifies all other liabilities as non-current.

Deferred tax assets and liabilities are classified as non-current assets and liabilities.

The operating cycle is the time between the acquisition of assets for processing and their realisation in cash and cash equivalents. The Company has identified twelve months as its operating cycle.

## 2.2 KEY ACCOUNTING ESTIMATES AND ASSUMPTIONS

The preparation of these standalone In AS financial statements in conformity with Ind AS requires use of estimates and assumptions for some items, which might have an effect on their recognition and measurement in the balance sheet and statement of profit and loss. The management believes that the estimates used in preparation of these standalone financial statements are prudent and reasonable. Future results could differ due to these estimates and the differences between the actual results and the estimates are recognised in the periods in which the results are known/ materialize.

The areas involving critical estimates are:

### i. *Property, plant and equipment, intangible assets & right-of-use assets.*

Determination of the estimated useful lives of tangible and intangible assets and the assessment as to which components of the cost may be capitalized. Useful lives of tangible assets are based on the life prescribed in Schedule II of the Companies Act, 2013. [Refer note 2.1(e)]

### ii. *Fair value of financial instruments :*

Derivatives are carried at fair value. Derivatives includes foreign currency forward contracts, fair value of which, is determined using the fair value reports provided by respective merchant bankers. [Refer note 2.1(s)]

### iii. *Impairment of financial assets:*

The Company's management reviews periodically items classified as receivables to assess whether a provision for impairment should be recorded in the statement of profit and loss. Management estimates the amount and timing of future cash flows when determining the level of provisions required. Such estimates are necessarily based on assumptions about several factors involving varying degrees of judgement and uncertainty. Details of impairment provision on trade receivable are given in note 14.

The Company reviews it's carrying value of investments annually, or more frequently when there is indication for impairment. If the recoverable amount is less than it's carrying amount, the impairment loss is accounted for. [Refer note 2.1(r)]

## NOTES TO THE STANDALONE FINANCIAL STATEMENTS

FOR THE YEAR ENDED 31 MARCH 2026

(Currency: Indian Rupees in Millions, unless otherwise stated)

iv. *Recognition and measurement of provisions and contingencies :*

The recognition and measurement of other provisions are based on the assessment of the probability of an outflow of resources, and on past experience and circumstances known at the reporting date. The actual outflow of resources at a future date may therefore vary from the figure included in other provisions. [Refer note 2.1(l)]

v. *Assessment of lease transactions*

Management assesses the contractual terms of the lease agreements to evaluate whether it is a lease as per Ind AS 116 [Refer note 2.1(t)]

vi. *Recognition and measurement of defined benefit obligations*

Key actuarial assumptions include discount rate, trends in salary escalation and vested future benefits and life expectancy. [Refer note 2.1(h)]

vii. *Rebates and Discounts*

The Company provides rebates and discounts to its dealers and channel partners based on an expectation of volumes to be achieved and parameters such as exclusivity in marketing the products of the company. This involves a certain degree of estimation of whether all the parameters to provide discounts have been achieved. Provision for discount and rebates is based on the Company's past experience of volumes achieved vis-à-vis targets and expected volumes to be achieved for the year.[Refer note 2.1(o)]

viii. *Provisions*

Provisions are recognised when the Company has a present obligation (legal or constructive) as a result of a past event, it is probable that an outflow of resources embodying economic benefits will be required to settle the obligation and a reliable estimate can be made of the amount of the obligation. The amount recognised as a provision is the best estimate of the consideration required to settle the present obligation at the end of the reporting period, taking into account the risks and uncertainties surrounding the obligation. [Refer note 2.1(l)]

ix. *Inventories*

Inventories are reviewed on a regular basis and the Company make allowance for excess or obsolete inventories and write down to net realizable value primarily based on historical trends and management estimates of expected and future product demand and related pricing.

Inventories are stated at the lower of cost and net realisable value. [Refer note 2.1(g)].

### 2.3 RECENT ACCOUNTING PRONOUNCEMENTS

The Ministry of Corporate Affairs ("MCA") notifies new standards or amendments to the existing standards under Companies (Indian Accounting Standards) Rules as issued from time to time.

i. *New and amended standards adopted by the Company:*

Ministry of Corporate Affairs ("MCA") notifies new standards or amendments to the existing standards under Companies (Indian Accounting Standards) Rules as issued from time to time.

In May 2025, MCA notified amendments to Ind AS 21 - The Effects of Changes in Foreign Exchange Rates, applicable w.e.f. April 1, 2025. The Company has reviewed the amendment and based on its evaluation has determined that it does not have any significant impact in its standalone financials statements

In August 2025, MCA notified the following amendments to:

Ind AS 1, Presentation of standalone financials statements, applicable w.e.f. April 1, 2025 – The amendment relates to classification of liabilities as current or non-current and non-current liabilities with covenants. In the context of classifying a liability as current, it removes the requirement of existence of a right to defer settlement for at least 12 months after the reporting date and instead requires that the said right should exist on the reporting date and have substance. The amendment also introduces guidance on classification of liabilities with covenants. The Company has no impact of these amendments in its classification criteria of current and non-current liabilities.

# NOTES TO THE STANDALONE FINANCIAL STATEMENTS

FOR THE YEAR ENDED 31 MARCH 2026

(Currency: Indian Rupees in Millions, unless otherwise stated)

Ind AS 7, Statement of Cash Flows and Ind AS 107, Financial Instruments: Disclosures, applicable w.e.f. April 1, 2025 – The amendment in Ind AS 7 requires to inform users of standalone financials statements of the existence of supplier finance arrangements and explain the nature of the arrangements, the carrying amount of liabilities and the range of payment due dates. Ind AS 107 has been amended to add supplier finance arrangements as a factor that may cause concentration of liquidity risk. The Company has reviewed the amendment and based on its evaluation has determined that it does not have any significant impact in its standalone financials statements.

Ind AS 12, International Tax Reform – Pillar Two Model Rules applicable immediately - The amendments provide a temporary mandatory relief from deferred tax accounting for top-up tax and require companies to disclose that they have applied the relief. This relief is immediate and applies retrospectively. The amendments also require companies to provide new disclosures to compensate for potential loss of information resulting from the relief. Such disclosures are to be provided for annual reporting periods beginning on or after April 1, 2025. The Company has reviewed the amendment and based on its evaluation has determined that it does not have any significant impact in its standalone financials statements.

ii. *New standards / amendments notified but not yet effective:*

Ministry of Corporate Affairs ("MCA") notifies new standards or amendments to the existing standards under Companies (Indian Accounting Standards) Rules as issued from time to time. During the year, the MCA has issued an amendment for removal of carve-out under Ind AS 1, Presentation of standalone financials statements relating to classification of liabilities subject to covenants breach which is applicable with effect from 01 April 2026. The Company has reviewed the new pronouncements and based on its evaluation has determined that it does not have significant impact on its standalone financials statements. Further, there is no such notification which would have been applicable from 01 April 2026.

## NOTES TO THE STANDALONE FINANCIAL STATEMENTS

FOR THE YEAR ENDED 31 MARCH 2026

(Currency: Indian Rupees in Millions, unless otherwise stated)

### 3. PROPERTY, PLANT AND EQUIPMENT ('PPE')

As at 31 March 2026

Block of asset	Cost				Depreciation				Net block value	
	As at 1 April 2025	Addition	Deletion / Adjustments	As at 31 March 2026	As at 1 April 2025	Charge for the year	Deletion / Adjustments	As at 31 March 2026	As at 31 March 2026	As at 31 March 2025
Land - Freehold	818.14	-	-	818.14	-	-	-	-	818.14	818.14
Factory road	27.20	2.05	-	29.25	16.28	2.35	-	18.63	10.62	10.92
Buildings	921.34	83.59	0.29	1,004.64	343.71	47.14	0.29	390.56	614.08	577.63
Plant and machinery	4,204.39	203.85	51.84	4,356.40	1,654.89	295.33	36.31	1,913.91	2,442.49	2,549.50
Furniture and fixtures	80.99	7.12	-	88.11	69.29	5.43	-	74.72	13.39	11.70
Vehicles	187.83	19.91	6.41	201.33	111.04	27.16	4.96	133.24	68.09	76.79
Office equipments	83.75	38.58	3.80	118.53	72.42	6.14	2.59	75.97	42.56	11.33
Leasehold improvements	60.01	-	-	60.01	48.76	3.71	-	52.47	7.54	11.25
Electrical installations	202.26	171.76	-	374.02	92.23	19.23	-	111.46	262.56	110.03
Laboratory equipments	55.93	1.01	0.55	56.39	30.14	5.22	0.51	34.85	21.54	25.79
	<b>6,641.84</b>	<b>527.87</b>	<b>62.89</b>	<b>7,106.82</b>	<b>2,438.76</b>	<b>411.71</b>	<b>44.66</b>	<b>2,805.81</b>	<b>4,301.01</b>	<b>4,203.08</b>

As at 31 March 2025

Block of asset	Cost				Depreciation				Net block value	
	As at 1 April 2024	Addition	Deletion / Adjustments	As at 31 March 2025	As at 1 April 2024	Charge for the year	Deletion / Adjustments	As at 31 March 2025	As at 31 March 2025	As at 31 March 2024
Land - Freehold	818.14	-	-	818.14	-	-	-	-	818.14	818.14
Factory road	27.20	-	-	27.20	13.70	2.58	-	16.28	10.92	13.50
Buildings	890.52	30.82	-	921.34	296.54	47.17	-	343.71	577.63	593.98
Plant and machinery	4,120.93	90.46	7.00	4,204.39	1,355.49	301.88	2.48	1,654.89	2,549.50	2,765.44
Furniture and fixtures	78.39	2.62	0.02	80.99	64.45	4.86	0.02	69.29	11.70	13.94
Vehicles	166.97	30.15	9.29	187.83	90.24	25.59	4.79	111.04	76.79	76.73
Office equipments	82.69	5.10	4.04	83.75	70.47	5.98	4.03	72.42	11.33	12.22
Leasehold improvements	60.01	-	-	60.01	40.67	8.09	-	48.76	11.25	19.34
Electrical installations	195.13	7.13	-	202.26	72.35	19.88	-	92.23	110.03	122.78
Laboratory equipments	54.48	1.45	-	55.93	24.88	5.26	-	30.14	25.79	29.60
	<b>6,494.46</b>	<b>167.73</b>	<b>20.35</b>	<b>6,641.84</b>	<b>2,028.79</b>	<b>421.29</b>	<b>11.32</b>	<b>2,438.76</b>	<b>4,203.08</b>	<b>4,465.67</b>

# NOTES TO THE STANDALONE FINANCIAL STATEMENTS

FOR THE YEAR ENDED 31 MARCH 2026

(Currency: Indian Rupees in Millions, unless otherwise stated)

## Notes:

- Buildings include ₹ 0.002 Millions (31 March 2025: ₹ 0.002 Millions) being the value of shares in co-operative housing societies.
- The amount of contractual commitments for the acquisition of property, plant and equipment is disclosed in note 44B.
- Title deeds of immovable properties not held in the name of the Company as at 31 March 2026 and 31 March 2025 are:

### As at 31 March 2026

Relevant line item in the Balance Sheet	Description of item of property	Gross carrying value	Title deeds held in the name of	Whether title deed holder is a promoter, director or relative of promoter / director or employee of promoter / director	Property held since which date	Reason for not being held in the name of the Company
PPE	Freehold land	0.31	Excel Crop Care Limited	No	31 August 2019 (Merger date)	These properties were acquired pursuant to a scheme of amalgamation and continued to be in the name of amalgamating company.
PPE	Leasehold land	100.00	Sumitomo Chemical India Private Limited	No	24 November 2018	This property continued to be in the name of erstwhile company.
	<b>Total</b>	<b>100.31</b>				

### As at 31 March 2025

Relevant line item in the Balance Sheet	Description of item of property	Gross carrying value	Title deeds held in the name of	Whether title deed holder is a promoter, director or relative of promoter / director or employee of promoter / director	Property held since which date	Reason for not being held in the name of the Company
PPE	Freehold land	5.35	Excel Crop Care Limited	No	31 August 2019 (Merger date)	These properties were acquired pursuant to a scheme of amalgamation and continued to be in the name of amalgamating company.
	Building office	8.49				
PPE	Leasehold land	100.00	Sumitomo Chemical India Private Limited	No	24 November 2018	These properties continued to be in the name of erstwhile company.
	<b>Total</b>	<b>113.84</b>				

## NOTES TO THE STANDALONE FINANCIAL STATEMENTS

FOR THE YEAR ENDED 31 MARCH 2026

(Currency: Indian Rupees in Millions, unless otherwise stated)

### 4. CAPITAL WORK-IN-PROGRESS

Capital work-in-progress ("CWIP") as at 31 March 2026 is ₹ 25.28 Millions (31 March 2025: ₹ 93.57 Millions)

#### a) Movement in CWIP is as follows

CWIP movement	As at 31 March 2026	As at 31 March 2025
Opening	93.57	39.67
Addition	459.58	207.21
Capitalisation	527.87	153.31
Closing	25.28	93.57

#### b) CWIP ageing schedule as at 31 March 2026

Particulars	<1 year	1-2 years	2-3 years	> 3 years	Total
Projects in progress	23.60	1.59	-	0.09	25.28
	<b>23.60</b>	<b>1.59</b>	<b>-</b>	<b>0.09</b>	<b>25.28</b>

Projects which have exceeded their original timeline, whose estimated completion schedule is given below :

Particulars	To be completed in				Total
	<1 year	1-2 years	2-3 years	> 3 years	
Warehouse at Dahej site*	0.09	-	-	-	0.09

\* original expected date of capitalisation was 31 March 2021 and revised expected date of capitalisation is on or before 31 December 2026

As at 31 March 2026, there are no projects which have exceeded its original budgets.

As at 31 March 2026, there are no projects which are temporarily suspended.

#### CWIP ageing schedule as at 31 March 2025

Particulars	<1 year	1-2 years	2-3 years	> 3 years	Total
Projects in progress	72.82	3.50	17.16	0.09	93.57
	<b>72.82</b>	<b>3.50</b>	<b>17.16</b>	<b>0.09</b>	<b>93.57</b>

Projects which have exceeded their original timeline, whose estimated completion schedule is given below :

Particulars	To be completed in				Total
	<1 year	1-2 years	2-3 years	> 3 years	
Warehouse at Dahej site *	0.09	-	-	-	0.09

\* original expected date of capitalisation was 31 March 2021 and revised expected date of capitalisation is on or before 30 September 2025.

As at 31 March 2025, there are no projects which have exceeded its original budgets.

As at 31 March 2025, there are no projects which are temporarily suspended.

# NOTES TO THE STANDALONE FINANCIAL STATEMENTS

FOR THE YEAR ENDED 31 MARCH 2026

(Currency: Indian Rupees in Millions, unless otherwise stated)

## 5. RIGHT - OF - USE ASSETS

As at 31 March 2026

Particulars	Cost				Amortisation				Net block value	
	As at 1 April 2025	Addition	Deletion / Adjustments	As at 31 March 2026	As at 1 April 2025	Charge for the year	Deletion / Adjustments	As at 31 March 2026	As at 31 March 2026	As at 31 March 2025
Land Freehold	- 163.41	-	-	163.41	22.14	2.46	-	24.60	138.81	141.27
Building	520.35	214.84	75.33	659.86	173.19	134.74	74.67	233.26	426.60	347.16
Vehicles	186.02	24.88	44.51	166.39	106.73	39.41	44.51	101.63	64.76	79.29
	<b>869.78</b>	<b>239.72</b>	<b>119.84</b>	<b>989.66</b>	<b>302.06</b>	<b>176.61</b>	<b>119.18</b>	<b>359.49</b>	<b>630.17</b>	<b>567.72</b>

As at 31 March 2025

Particulars	Cost				Amortisation				Net block value	
	As at 1 April 2024	Addition	Deletion / Adjustments	As at 31 March 2025	As at 1 April 2024	Charge for the year	Deletion / (Adjustments)	As at 31 March 2025	As at 31 March 2025	As at 31 March 2024
Land Freehold	- 163.41	-	-	163.41	19.68	2.46	-	22.14	141.27	143.73
Building	263.89	339.22	82.76	520.35	136.64	119.31	82.76	173.19	347.16	127.25
Vehicles	230.62	31.34	75.94	186.02	120.07	62.60	75.94	106.73	79.29	110.55
	<b>657.92</b>	<b>370.56</b>	<b>158.70</b>	<b>869.78</b>	<b>276.39</b>	<b>184.37</b>	<b>158.70</b>	<b>302.06</b>	<b>567.72</b>	<b>381.53</b>

## 6. INTANGIBLE ASSETS

As at 31 March 2026

Particulars	Cost				Amortisation				Net block value	
	As at 1 April 2025	Addition	Deletion / Adjustments	As at 31 March 2026	As at 1 April 2025	Charge for the year	Deletion / (Adjustments)	As at 31 March 2026	As at 31 March 2026	As at 31 March 2025
Data registration expenses	168.17	48.23	-	216.40	127.34	34.01	-	161.35	55.05	40.84
Software license and registration	83.09	0.89	-	83.98	75.96	3.62	-	79.58	4.40	7.13
Technical know-how	9.45	-	-	9.45	9.45	-	-	9.45	-	-
	<b>260.71</b>	<b>49.12</b>	<b>-</b>	<b>309.83</b>	<b>212.75</b>	<b>37.63</b>	<b>-</b>	<b>250.38</b>	<b>59.45</b>	<b>47.97</b>

As at 31 March 2025

Particulars	Cost				Amortisation				Net block value	
	As at 1 April 2024	Addition	Deletion / Adjustments	As at 31 March 2025	As at 1 April 2024	Charge for the year	Deletion / (Adjustments)	As at 31 March 2025	As at 31 March 2025	As at 31 March 2024
Data registration expenses	136.63	32.08	0.54	168.17	103.73	23.75	0.14	127.34	40.84	32.90
Software license and registration	79.05	4.04	-	83.09	72.76	3.20	-	75.96	7.13	6.29
Technical know-how	9.45	-	-	9.45	9.45	-	-	9.45	-	-
	<b>225.13</b>	<b>36.12</b>	<b>0.54</b>	<b>260.71</b>	<b>185.94</b>	<b>26.95</b>	<b>0.14</b>	<b>212.75</b>	<b>47.97</b>	<b>39.19</b>

# NOTES TO THE STANDALONE FINANCIAL STATEMENTS

FOR THE YEAR ENDED 31 MARCH 2026

(Currency: Indian Rupees in Millions, unless otherwise stated)

## 7. INTANGIBLE ASSET UNDER DEVELOPMENT

Intangible asset under development ("IAUD") as at 31 March 2026 is ₹ 172.34 Millions (31 March 2025: ₹ 191.33 Millions)

### a) Movement in IAUD is as follows

IAUD movement	As at 31 March 2026	As at 31 March 2025
Opening	191.33	187.25
Addition	30.13	40.20
Capitalisation	49.12	36.12
Closing	172.34	191.33

### b) IAUD ageing schedule as at 31 March 2026

Particulars	<1 year	1-2 years	2-3 years	> 3 years	Total
Projects in progress	37.54	32.83	35.46	66.51	172.34
	37.54	32.83	35.46	66.51	172.34

### IAUD ageing schedule as at 31 March 2025

Particulars	<1 year	1-2 years	2-3 years	> 3 years	Total
Projects in progress	37.24	40.64	40.01	73.44	191.33
	37.24	40.64	40.01	73.44	191.33

c) There are no projects where completion schedule is overdue, temporarily suspended or has exceeded its cost compared to its original plan as at 31 March 2026 and 31 March 2025.

## 8. NON CURRENT INVESTMENTS

	Numbers		Amount	
	As at 31 March 2026	As at 31 March 2025	As at 31 March 2026	As at 31 March 2025
<b>A Investments (Unquoted) at amortised cost</b>				
<b>Investment in subsidiary</b>				
Barrix Agro Sciences Private Limited Face value of ₹ 10 each	35,017	35,017	782.01	782.01
Excel Crop Care (Africa) Limited (Refer note 50) Face value of Tanzanian Schillings 1,00,000 each	1,699	1,699	5.11	5.11
<b>Investment in co-operative societies</b>				
TIMA CETP Co.- Op. Society Ltd. Face value of ₹ 10 each	2,000	2,000	0.01	0.01
Tarapur Environment Protection Society Face value of ₹ 10 each	20,962	20,962	2.93	2.93
<b>Investments in Government securities</b>				
National saving certificates Face value ₹ 0.03 Millions			0.03	0.03
<b>B Investments at Fair value through Profit and loss</b>				
Investment in Bonds (Quoted)			2,652.04	667.76
<b>Total</b>			<b>3,442.13</b>	<b>1,457.85</b>

# NOTES TO THE STANDALONE FINANCIAL STATEMENTS

FOR THE YEAR ENDED 31 MARCH 2026

(Currency: Indian Rupees in Millions, unless otherwise stated)

	Numbers		Amount	
	As at 31 March 2026	As at 31 March 2025	As at 31 March 2026	As at 31 March 2025
Aggregate book value of quoted investments			2,652.04	667.76
Aggregate carrying value of unquoted investments			790.09	790.09
Aggregate market value of quoted investments			2,652.04	667.76
Aggregate amount of impairment in value of investments			-	-

## 9. NON CURRENT LOANS (AT AMORTISED COST)

	As at 31 March 2026	As at 31 March 2025
Loans to employees	4.23	2.06
Deposit with corporates	1,500.00	1,750.00
<b>Total</b>	<b>1,504.23</b>	<b>1,752.06</b>
<b>Sub-classification of Loans:</b>		
Loan Receivables considered good- Secured	-	-
Loan Receivables considered good- Unsecured	1,504.23	1,752.06
Loan Receivables which have significant increase in Credit Risk	-	-
Loan Receivables - credit impaired	-	-

- In line with Circular No 04/2015 issued by Ministry of Corporate Affairs dated 10/03/2015, loans given to employees as per the Group's policy are not considered for the purposes of disclosure under Section 186(4) of the Companies Act, 2013.
- There are no loans or advances in the nature of loans are granted to promoters, Directors, KMPs and their related parties (as defined under Companies Act, 2013), either severally or jointly with any other person, that are:
  - repayable on demand; or
  - without specifying any terms or period of repayment
- Corporate deposits placed with financial institutions yield fixed interest rate.

## 10. OTHER NON CURRENT FINANCIAL ASSETS (AT AMORTISED COST)

	As at 31 March 2026	As at 31 March 2025
<i>Unsecured, considered good</i>		
Security deposits	87.18	82.37
Deposit with banks (with remaining maturity of more than 12 months)	750.00	625.00
<b>Total</b>	<b>837.18</b>	<b>707.37</b>

## 11. OTHER NON-CURRENT ASSETS

	As at 31 March 2026	As at 31 March 2025
<i>Unsecured, considered good unless otherwise stated</i>		
Capital advances	79.72	39.79
Prepaid expenses	11.50	16.97
<b>Total</b>	<b>91.22</b>	<b>56.76</b>

## NOTES TO THE STANDALONE FINANCIAL STATEMENTS

FOR THE YEAR ENDED 31 MARCH 2026

(Currency: Indian Rupees in Millions, unless otherwise stated)

### 12. INVENTORIES

	As at 31 March 2026	As at 31 March 2025
Raw materials [Goods in transit: 31 March 2026: ₹ 218.41 Millions (31 March 2025: ₹ 335.80 Millions)]	3,092.26	2,569.42
Work-in-progress	451.21	416.69
Finished goods	3,712.68	3,701.78
Stock-in-trade [(Goods in transit: 31 March 2026: ₹ 34.34 Millions (31 March 2025: ₹ 103.39 Millions)]	242.56	201.71
Stores and spares (including fuel)	109.00	93.17
<b>Total</b>	<b>7,607.71</b>	<b>6,982.77</b>

Raw Material includes containers and packing materials of ₹ 290.93 Millions (31 March, 2025: ₹ 309.17 Millions)

Value of inventories above is stated after provision of ₹ 56.17 Millions (31 March, 2025: ₹ 46.62 Millions) for write down to net realisable value and provision for slow moving and obsolete items.

### 13. CURRENT INVESTMENTS

	As at 31 March 2026	As at 31 March 2025	As at 31 March 2026	As at 31 March 2025
	Quantity / units		Amount	
<b>Investment carried at fair value through profit and loss account</b>				
<b>Investments in equity instruments (Quoted)</b>				
Tata Steel Limited	4,200	4,200	0.81	0.65
Equity Shares of ₹ 1 each				
<b>Investment in mutual fund (Unquoted)</b>			7,806.08	4,395.98
<b>Investment in Bonds (Quoted)</b>			1,008.71	151.51
<b>Total</b>			<b>8,815.60</b>	<b>4,548.14</b>
Aggregate book value of quoted investments			1,009.52	152.16
Aggregate carrying value of unquoted investments			7,806.08	4,395.98
Aggregate market value of quoted investments			1,009.52	152.16
Aggregate amount of impairment in value of investments			-	-

### 14. TRADE RECEIVABLES

	As at 31 March 2026	As at 31 March 2025
Trade receivable considered good-Secured	-	-
Trade receivable considered good-Unsecured	7,693.69	8,626.08
Less: Allowance for expected credit loss	580.76	994.50
Trade receivable which have significant increase in credit risk	-	-
Trade receivable credit impaired	-	-
Less: Allowance for credit impairment	-	-
<b>Total</b>	<b>7,112.93</b>	<b>7,631.58</b>

Notes :

#### a) Break-up for Related party and others

	As at 31 March 2026	As at 31 March 2025
Trade receivables – Related party (Refer note 39)	995.62	1,597.23
Trade receivables - Others	6,117.31	6,034.35
<b>Total</b>	<b>7,112.93</b>	<b>7,631.58</b>

# NOTES TO THE STANDALONE FINANCIAL STATEMENTS

FOR THE YEAR ENDED 31 MARCH 2026

(Currency: Indian Rupees in Millions, unless otherwise stated)

**b) Trade receivables ageing schedule:**

**As at 31 March 2026**

Outstanding for following periods from due date of payment	Undisputed considered good	Undisputed which have significant increase in credit risk	Undisputed credit impaired	Total
Current but not due	5,293.28	-	-	<b>5,293.28</b>
< 6 months	1,763.44	-	-	<b>1,763.44</b>
6 months- 1 year	153.22	-	-	<b>153.22</b>
1-2 years	186.55	-	-	<b>186.55</b>
2-3 years	84.71	-	-	<b>84.71</b>
> 3 years	212.48	-	-	<b>212.48</b>
<b>Total (A)</b>	<b>7,693.69</b>	-	-	<b>7,693.69</b>
Allowance for expected credit loss (B)				<b>580.76</b>
<b>Total (A-B)</b>				<b>7,112.93</b>

**As at 31 March 2025**

Outstanding for following periods from due date of payment	Undisputed considered good	Undisputed which have significant increase in credit risk	Undisputed credit impaired	Total
Current but not due	5,183.66	-	-	5,183.66
< 6 months	2,064.45	-	-	2,064.45
6 months- 1 year	192.67	-	-	192.67
1-2 years	384.95	-	-	384.95
2-3 years	268.61	-	-	268.61
> 3 years	531.73	-	-	531.73
<b>Total A</b>	<b>8,626.08</b>	-	-	<b>8,626.08</b>
Allowance for expected credit loss (B)				994.50
<b>Total (A-B)</b>				<b>7,631.58</b>

- c) No trade or other receivable are due from directors or other officers of the Company either severally or jointly with any other person. Nor any trade or other receivable are due from firms or private companies respectively in which any director is a partner, a director or a member. For receivables from related parties, refer note 39.
- d) Trade receivables are non-interest bearing and are generally on terms of 30 to 90 days.
- e) There are no unbilled receivables, hence the same is not disclosed in the ageing schedule.
- f) There are no disputed receivables, hence the same is not disclosed in the ageing schedule.
- g) Refund liabilities are netted off from trade receivables as the Company has enforceable legal right to offset the recognised amounts and the intention is to settle on a net basis.

## NOTES TO THE STANDALONE FINANCIAL STATEMENTS

FOR THE YEAR ENDED 31 MARCH 2026

(Currency: Indian Rupees in Millions, unless otherwise stated)

### 15. CASH AND CASH EQUIVALENTS

	As at 31 March 2026	As at 31 March 2025
Cash on hand	0.30	0.20
Balance with banks :		
In current accounts	403.86	194.72
In deposit accounts (with original maturity of less than three months)	271.10	148.50
Cheques on hand	0.03	-
<b>Total</b>	<b>675.29</b>	<b>343.42</b>

#### Notes :

- a) For the purpose of the statement of cash flows, cash and cash equivalents comprises of all the above enlisted items.
- b) The Company has total fund and non fund based undrawn borrowing facilities of ₹ 7,010 Millions (31 March 2025 : ₹ 7,010 Millions). Sanctioned facilities are unsecured credit arrangements of ₹ 7,000 Millions and secured arrangements of ₹ 10 Millions.

### 16. BANK BALANCES OTHER THAN CASH AND CASH EQUIVALENTS

	As at 31 March 2026	As at 31 March 2025
Deposits with banks *	500.00	-
In unpaid dividend accounts earmarked with banks**	15.42	15.07
<b>Total</b>	<b>515.42</b>	<b>15.07</b>

\* Includes balances with banks held as margin money deposits against overdraft facility.

\*\* These balances are not available for use by the Company as they represent corresponding unclaimed dividend liabilities.

### 17. CURRENT LOANS (AT AMORTISED COST)

	As at 31 March 2026	As at 31 March 2025
Loans to employees	8.59	8.80
Deposits with corporates	3,400.00	1,010.00
<b>Total</b>	<b>3,408.59</b>	<b>1,018.80</b>
<b>Sub-classification of Loans:</b>		
Loan Receivables considered good- Secured	-	-
Loan Receivables considered good- Unsecured	3,408.59	1,018.80
Loan Receivables which have significant increase in Credit Risk	-	-
Loan Receivables - credit impaired	-	-

1. In line with Circular No 04/2015 issued by Ministry of Corporate Affairs dated 10/03/2015, loans given to employees as per the Group's policy are not considered for the purposes of disclosure under Section 186(4) of the Companies Act, 2013.
2. There are no loans or advances in the nature of loans are granted to promoters, Directors, KMPs and their related parties (as defined under Companies Act, 2013), either severally or jointly with any other person, that are:
  - (a) repayable on demand; or
  - (b) without specifying any terms or period of repayment
3. Corporate deposits placed with financial institutions yield fixed interest rate.

# NOTES TO THE STANDALONE FINANCIAL STATEMENTS

FOR THE YEAR ENDED 31 MARCH 2026

(Currency: Indian Rupees in Millions, unless otherwise stated)

## 18. OTHER CURRENT FINANCIAL ASSETS

	As at 31 March 2026	As at 31 March 2025
<i>Unsecured, considered good</i>		
<b>At amortised cost</b>		
Security deposits	11.09	10.18
Deposits with banks (with maturity of less than 12 months)	2,822.20	7,637.09
Interest accrued but not due	521.31	464.38
Earnest money deposit	4.56	4.56
Less: Expected credit loss for earnest money deposit	(3.88)	(3.89)
Export licenses benefit receivable	0.20	0.20
Export incentive receivable	34.22	8.30
Others	1.99	1.97
<b>At fair value through profit and loss account</b>		
Derivatives - foreign exchange forward contracts	42.39	22.03
<b>Total</b>	<b>3,434.08</b>	<b>8,144.82</b>

## 19. OTHER CURRENT ASSETS

	As at 31 March 2026	As at 31 March 2025
<i>Unsecured, considered good unless otherwise stated</i>		
Balances with government authorities (including GST input taxes)	619.84	576.77
Prepaid expenses	53.97	39.00
Contract asset	50.38	107.59
Advance to suppliers	730.58	439.86
<b>Total</b>	<b>1,454.77</b>	<b>1,163.22</b>

## 20. EQUITY SHARE CAPITAL

	Number of shares		Amount	
	As at 31 March 2026	As at 31 March 2026	As at 31 March 2025	As at 31 March 2025
<b>Authorised:</b>				
Equity shares of ₹ 10 each	500,000,000	5,000.00	500,000,000	5,000.00
	500,000,000	5,000.00	500,000,000	5,000.00
<b>Issued, subscribed and paid-up:</b>				
Equity shares of ₹ 10 each, fully paid-up	499,145,736	4,991.46	499,145,736	4,991.46
	499,145,736	4,991.46	499,145,736	4,991.46

### a) Reconciliation of number of shares outstanding at the beginning and end of the year

	As at 31 March 2026		As at 31 March 2025	
	Number	Amount	Number	Amount
<b>Equity shares</b>				
At the commencement of the year	499,145,736	4,991.46	499,145,736	4,991.46
Equity shares issued during the year	-	-	-	-
<b>At the end of the year</b>	<b>499,145,736</b>	<b>4,991.46</b>	<b>499,145,736</b>	<b>4,991.46</b>

## NOTES TO THE STANDALONE FINANCIAL STATEMENTS

FOR THE YEAR ENDED 31 MARCH 2026

(Currency: Indian Rupees in Millions, unless otherwise stated)

### b) Particulars of shareholders holding more than 5% of a class of shares

Name of shareholder	Relationship	As at 31 March 2026		As at 31 March 2025	
		No. of shares	%	No. of shares	%
Sumitomo Chemical Company, Limited	Holding company	374,359,302	75.00%	374,359,302	75.00%

### c) Details of shares held by promoters / promoter group

Promoter name	As at 31 March 2026			% of total shares	% change during the year
	No. of shares at the beginning of the year	Change during the year	No. of shares at the end of the year		
Sumitomo Chemical Company, Limited	374,359,302	-	374,359,302	75%	0%
	<b>374,359,302</b>	<b>-</b>	<b>374,359,302</b>		

Promoter name	As at 31 March 2025			% of total shares	% change during the year
	No. of shares at the beginning of the year	Change during the year	No. of shares at the end of the year		
Sumitomo Chemical Company, Limited	374,359,295	7	37,43,59,302	75%	0%
Yuya Miyajima	2	(2.00)	-	0%	0%
Tomohito Fujiwara	1	(1.00)	-	0%	0%
Hiroyuki Miura	1	(1.00)	-	0%	0%
Hiroyoshi Mukai	1	(1.00)	-	0%	0%
Hideo Wada	1	(1.00)	-	0%	0%
Akira Ohisa	1	(1.00)	-	0%	0%
	<b>374,359,302</b>	<b>-</b>	<b>374,359,302</b>		

### d) Particulars of shares held by holding company and fellow subsidiary

Name of shareholder	Relationship	As at 31 March 2026		As at 31 March 2025	
		No. of shares	%	No. of shares	%
Sumitomo Chemical Company, Limited	Holding company	374,359,302	75.00%	374,359,302	75.00%
		<b>374,359,302</b>	<b>75.00%</b>	374,359,302	75.00%

### e) Terms/rights attached to equity shares

The Company has a single class of equity shares. Accordingly, all equity shares rank equally with regard to dividends and share in the Company's residual assets. The equity shares are entitled to receive dividend as declared from time to time. The voting rights of an equity shareholder are in proportion to its share of the paid-up equity capital of the Company. Voting rights cannot be exercised in respect of shares on which any call or other sums presently payable have not been paid.

On winding up of the Company, the holders of equity shares will be entitled to receive the residual assets of the Company, remaining after distribution of all preferential amounts in proportion to the number of equity shares held.

### f) Dividend on equity share declared and paid during the year.

	01 April 2025 to 31 March 2026	01 April 2024 to 31 March 2025
Final Dividend paid on 499,145,736 shares at ₹ 1.20 per share (FY 2024-25: ₹ 0.90 per share) on equity shares of ₹ 10 each	598.97	449.23
	<b>598.97</b>	449.23

# NOTES TO THE STANDALONE FINANCIAL STATEMENTS

FOR THE YEAR ENDED 31 MARCH 2026

(Currency: Indian Rupees in Millions, unless otherwise stated)

	01 April 2025 to 31 March 2026	01 April 2024 to 31 March 2025
<b>Dividend on equity shares not recognised as liability</b>		
Proposed dividend on 499,145,736 shares at ₹ 1.30 per share (FY 2024-25: ₹ 1.20 per share) on equity shares of ₹ 10 each	648.89	598.97
	648.89	598.97

## 21. OTHER EQUITY

### A. Movement of other equity balance

	As at 31 March 2026	As at 31 March 2025
<b>General reserve</b>		
Balance at the beginning of the year	18,017.81	14,767.81
Add: Amount transferred from retained earnings	3,500.00	3,250.00
<b>Balance at the end of the year</b>	<b>21,517.81</b>	18,017.81
<b>Securities premium</b>		
As per last balance sheet	2,350.60	2,350.60
<b>Retained earnings</b>		
Balance at the beginning of the year	3,606.28	2,292.62
<b>Additions during the year:</b>		
Profit for the year	5,431.39	5,019.48
Remeasurements of defined benefit liability/(asset), net of tax	43.27	(6.59)
<b>Reductions during the year:</b>		
Dividends	(598.97)	(449.23)
Transfer to general reserve	(3,500.00)	(3,250.00)
<b>Net surplus of retained earnings</b>	<b>4,981.97</b>	3,606.28
<b>Balance at the end of the year</b>	<b>28,850.38</b>	23,974.69

### B. Nature and purpose of each reserves

#### 1. General reserve

The general reserve comprises of transfer of profits from retained earnings for appropriation purposes. The reserve can be distributed/utilised by the Company in accordance with the Companies Act, 2013.

#### 2. Securities premium

Securities premium is used to record the premium on issue of shares. The reserve is utilised in accordance with the provisions of the Companies Act, 2013.

#### 3. Retained earnings

Retained earnings are the profits that the Company has earned till date, less any transfers to general reserve, dividends or other distributions paid to shareholders.

#### 4. Other comprehensive income

This relates to the remeasurement impact of defined benefit plans and income tax effect of the same.

## NOTES TO THE STANDALONE FINANCIAL STATEMENTS

FOR THE YEAR ENDED 31 MARCH 2026

(Currency: Indian Rupees in Millions, unless otherwise stated)

### 22. NON-CURRENT PROVISIONS

	As at 31 March 2026	As at 31 March 2025
<b>Provision for employee benefits</b>		
Compensated absences	347.38	322.33
Gratuity (Refer note 44)	46.42	-
<b>Total</b>	<b>393.80</b>	<b>322.33</b>

### 23. TRADE PAYABLES

	As at 31 March 2026	As at 31 March 2025
Total outstanding dues of micro enterprises and small enterprises (Refer note 46)	397.86	313.81
Total outstanding dues of creditors other than micro enterprises and small enterprises	3,556.18	4,562.98
<b>Total</b>	<b>3,954.04</b>	<b>4,876.79</b>

Notes :

#### a) Break-up for Related party and others

	As at 31 March 2026	As at 31 March 2025
Trade payables – Related party (Refer note 39)	1,250.59	2,220.25
Trade payables – Others	2,703.45	2,656.54
<b>Total</b>	<b>3,954.04</b>	<b>4,876.79</b>

#### b) Trade payable ageing schedule:

As at 31 March 2026

Outstanding for following periods from due date of payment	Total outstanding dues of micro enterprises and small enterprises	Total outstanding dues of creditors other than micro enterprises and small enterprises	Total
Unbilled	-	199.78	199.78
Not due	392.61	2,285.35	2,677.96
Less than 1 year	5.25	1,063.88	1,069.13
1-2 years	-	-	-
2-3 years	-	0.50	0.50
> 3 years	-	6.70	6.70
	<b>397.86</b>	<b>3,556.18</b>	<b>3,954.04</b>

# NOTES TO THE STANDALONE FINANCIAL STATEMENTS

FOR THE YEAR ENDED 31 MARCH 2026

(Currency: Indian Rupees in Millions, unless otherwise stated)

As at 31 March 2025

Outstanding for following periods from due date of payment	Total outstanding dues of micro enterprises and small enterprises	Total outstanding dues of creditors other than micro enterprises and small enterprises	Total
Unbilled	-	350.62	350.62
Not due	307.79	3,941.98	4,249.77
Less than 1 year	6.02	256.90	262.92
1-2 years	-	5.17	5.17
2-3 years	-	2.56	2.56
> 3 years	-	5.75	5.75
	313.81	4,562.98	4,876.79

c) There are no disputed trade payables, hence the same is not disclosed in the ageing schedule.

## 24. OTHER CURRENT FINANCIAL LIABILITIES

	As at 31 March 2026	As at 31 March 2025
Salary, wages and bonus payable	489.12	391.68
Security and trade deposits	367.61	358.41
Unclaimed dividend	15.42	15.06
Payables for capital supplies (Refer note 45 B)	145.32	21.22
Liabilities for discount and scheme	3,302.79	2,845.85
Other payables	3.14	3.33
<b>At fair value through profit and loss account</b>		
Derivative financial liabilities - forward contracts	94.20	24.33
<b>Total</b>	<b>4,417.60</b>	<b>3,659.88</b>

## 25. OTHER CURRENT LIABILITIES

	As at 31 March 2026	As at 31 March 2025
Advance received from customers (including deposits) (Contract liability)	555.09	531.98
Statutory dues (including GST, provident fund, tax deducted at source and others)	105.37	70.73
Other payables	11.27	10.23
<b>Total</b>	<b>671.73</b>	<b>612.94</b>

## 26. CURRENT PROVISIONS

	As at 31 March 2026	As at 31 March 2025
<b>Provision for employee benefits</b>		
Gratuity (Refer note 44)	74.52	64.50
Compensated absences	39.13	21.50
Other provisions (including for statutory levies)	3.28	3.28
<b>Total</b>	<b>116.93</b>	<b>89.28</b>

# NOTES TO THE STANDALONE FINANCIAL STATEMENTS

FOR THE YEAR ENDED 31 MARCH 2026

(Currency: Indian Rupees in Millions, unless otherwise stated)

	Indirect Tax related
<b>Movement in Other provisions</b>	
Opening balance as at 1 April 2024	3.28
Add: Provision/reclassified during the year	-
Balance as at 31 March 2025	3.28
Add: Provision/reclassified during the year	-
<b>Balance as at 31 March 2026</b>	<b>3.28</b>

## 27. REVENUE FROM OPERATIONS

	For the year ended 31 March 2026	For the year ended 31 March 2025
<b>A. Revenue from contracts with customer</b>		
a) Sales of products	31,554.64	30,608.32
b) Sale of services	8.71	-
	<b>31,563.35</b>	<b>30,608.32</b>
<b>B. Other operating revenue</b>		
a) Export incentives	238.21	241.47
b) Commission income	-	0.51
c) Liabilities no longer required written back	1.40	7.10
d) Miscellaneous receipts (scrap sales and others)	54.66	46.29
	<b>294.27</b>	<b>295.37</b>
<b>Total</b>	<b>31,857.62</b>	<b>30,903.69</b>

### a. Revenue information

	For the year ended 31 March 2026	For the year ended 31 March 2025
Revenue by product categories		
<b>Agro Chemicals</b>		
Domestic	22,623.33	20,978.41
Exports		
- Brazil	1,723.36	2,331.32
- Japan	1,365.97	1,198.01
- UAE	1,321.74	-
- Others	2,296.24	3,237.08
	<b>6,707.32</b>	<b>6,766.41</b>
<b>Total A</b>	<b>29,330.65</b>	<b>27,744.82</b>
<b>Others</b>		
Domestic	375.76	213.28
High Seas Sales	1,848.23	2,650.22
<b>Total B</b>	<b>2,223.99</b>	<b>2,863.50</b>
<b>Total (A + B)</b>	<b>31,554.64</b>	<b>30,608.32</b>

### Revenue from major customers

#### Domestic

The Company does not have any external customer, with whom revenue from domestic transactions is more than 10% of Company's total domestic revenue.

#### Export

Revenue from two Export customers represents ₹ 2,808.34 Millions (31 March 2025: ₹ 3,257.16 Millions) of the total Export revenue.

# NOTES TO THE STANDALONE FINANCIAL STATEMENTS

FOR THE YEAR ENDED 31 MARCH 2026

(Currency: Indian Rupees in Millions, unless otherwise stated)

## b. Reconciliation of the amount of revenue recognised in the statement of profit and loss with the contracted price

	For the year ended 31 March 2026	For the year ended 31 March 2025
Revenue as per contracted price	34,975.45	33,913.81
Less : Rebates/Discounts	3,257.44	3,215.30
Less : Sales returns	154.66	90.19
<b>Revenue from contract with customers</b>	<b>31,563.35</b>	<b>30,608.32</b>

### Performance Obligation

The performance obligation is satisfied upon delivery of the goods and payment is generally due within 7 to 90 days from delivery. There are no material unsatisfied performance obligation outstanding at the year end.

The performance obligations of the Company are part of contracts that have an original expected duration of less than one year and accordingly, the Company has applied the practical expedient and opted not to disclose the information about it's remaining performance obligations in accordance with Ind AS 115.

## c. Contract balances

	For the year ended 31 March 2026	For the year ended 31 March 2025
Contract assets (Refer note 19)	50.38	107.59
Contract liabilities (Refer note 25)	555.09	531.98

### Note:

Contract assets represents right to receive the inventory and contract liabilities represents advances received from customers for sale of goods at the reporting date.

## d. Significant changes in the contract liabilities balances during the year are as follows:

	For the year ended 31 March 2026	For the year ended 31 March 2025
<b>Contract liabilities</b>		
Opening balance	531.98	415.11
Add : Advance received during the year not recognised as revenue	555.09	531.98
Less : Revenue recognised during the year	(531.98)	(415.11)
Closing balance	555.09	531.98

## 28. OTHER INCOME

	For the year ended 31 March 2026	For the year ended 31 March 2025
Interest income:		
On interest income on deposits with banks	663.74	758.31
On interest income on bonds	155.19	52.53
On Income Tax refund	25.77	-
On others	5.54	6.23
Dividend income:		
On others	0.05	0.01
Gain on sale of financial assets measured at FVTPL	416.31	161.80
Fair valuation gain on financial assets measured at FVTPL	124.39	202.78

## NOTES TO THE STANDALONE FINANCIAL STATEMENTS

FOR THE YEAR ENDED 31 MARCH 2026

(Currency: Indian Rupees in Millions, unless otherwise stated)

	For the year ended 31 March 2026	For the year ended 31 March 2025
Others:		
Rent received	0.15	0.16
Net profit on sale of property, plant & equipment	1.34	-
Exchange difference (net)	41.66	3.94
Miscellaneous income	26.50	8.48
	<b>1,460.64</b>	<b>1,194.24</b>

### 29. COST OF MATERIALS CONSUMED

	For the year ended 31 March 2026	For the year ended 31 March 2025
<b>Raw materials consumed</b>		
Opening inventory	2,260.25	1,861.73
Add: Purchases	14,994.16	14,324.43
	<b>17,254.41</b>	<b>16,186.16</b>
Less: Closing inventory	2,801.33	2,260.25
	<b>14,453.08</b>	<b>13,925.91</b>
<b>Containers and packing materials consumed</b>		
Opening inventory	309.17	278.80
Add: Purchases	1,878.76	1,843.17
	<b>2,187.93</b>	<b>2,121.97</b>
Less: Closing inventory	290.93	309.17
	<b>1,897.00</b>	<b>1,812.80</b>
<b>Total cost of materials consumed</b>	<b>16,350.08</b>	<b>15,738.71</b>

### 30. CHANGES IN INVENTORIES OF FINISHED GOODS, WORK IN PROGRESS AND STOCK-IN-TRADE

	For the year ended 31 March 2026	For the year ended 31 March 2025
<b>Opening inventories:</b>		
Work in progress	416.69	343.93
Finished goods	3,701.78	3,410.81
Stock-in-trade	201.71	84.62
<b>Less: Closing inventories:</b>		
Work in progress	451.21	416.69
Finished goods	3,712.68	3,701.78
Stock-in-trade	242.56	201.71
<b>Changes in inventories:</b>		
Work in progress	(34.52)	(72.76)
Finished goods	(10.90)	(290.97)
Stock-in-trade	(40.85)	(117.09)
<b>Total</b>	<b>(86.27)</b>	<b>(480.82)</b>

# NOTES TO THE STANDALONE FINANCIAL STATEMENTS

FOR THE YEAR ENDED 31 MARCH 2026

(Currency: Indian Rupees in Millions, unless otherwise stated)

## 31. EMPLOYEE BENEFITS EXPENSE

	For the year ended 31 March 2026	For the year ended 31 March 2025
Salaries, wages and bonus etc.	2,238.85	2,156.60
Contribution to provident and other funds (Refer note 44)	131.68	121.25
Gratuity expense (Refer note 44)	63.30	55.70
Staff welfare expenses	132.87	126.10
	<b>2,566.70</b>	<b>2,459.65</b>

## 32. FINANCE COSTS

	For the year ended 31 March 2026	For the year ended 31 March 2025
Interest expenses on lease liabilities	53.57	37.66
Others	11.72	11.02
	<b>65.29</b>	<b>48.68</b>

## 33. OTHER EXPENSES

	For the year ended 31 March 2026	For the year ended 31 March 2025
Processing / Sub-contracting charges	152.11	149.43
Contract and labour charges	483.65	465.56
Carriage and freight	731.16	741.78
Power and fuel	387.53	395.92
Stores and spares consumed	116.63	94.13
Repairs and maintenance		
Buildings	6.47	6.88
Plant and equipment	124.04	135.99
Others	42.09	41.76
Rent	42.33	43.00
Rates and taxes	23.25	34.44
Insurance	129.19	117.43
Travelling and conveyance	303.68	297.57
Sales promotion and advertisement	469.03	444.42
Clearing & forwarding charges	81.84	81.29
Corporate social responsibility (Refer note 48)	123.98	120.13
Expected credit loss allowance on trade receivables (Refer note 14)	(413.74)	13.10
Bad Debts written off (Refer note 42)	533.13	5.72
Directors sitting fees	1.29	0.99
Property, plant and equipment written off	-	0.80
Research and development expenses	12.90	11.54
Product testing expenses	16.89	2.81
Communication expenses	6.31	6.37

## NOTES TO THE STANDALONE FINANCIAL STATEMENTS

FOR THE YEAR ENDED 31 MARCH 2026

(Currency: Indian Rupees in Millions, unless otherwise stated)

	For the year ended 31 March 2026	For the year ended 31 March 2025
Legal and professional fees	128.40	122.83
Bank charges	6.09	6.87
Payment to auditors (Refer note below)	10.33	8.43
Security charges	34.89	34.91
Vehicle related expenses	153.78	129.23
Miscellaneous expenses	300.30	289.23
	<b>4,007.55</b>	<b>3,802.56</b>
<b>Note:</b>		
<b>Auditors remuneration (Net of taxes where applicable)</b>		
Audit fees	3.59	3.57
Tax audit fees	0.84	0.86
Limited review	3.15	3.05
Other services (Certification fees)	2.42	0.62
Reimbursement of out-of-pocket expenses	0.32	0.33
	<b>10.33</b>	<b>8.43</b>

### 34. EXCEPTIONAL ITEMS

	For the year ended 31 March 2026	For the year ended 31 March 2025
Past service cost on account of New Labour Codes, 2019	151.86	-
	<b>151.86</b>	<b>-</b>

On November 21, 2025, the Government of India notified the four Labour Codes - the Code on Wages, 2019, the Industrial Relations Code, 2020, the Code on Social Security, 2020, and the Occupational Safety, Health and Working Conditions Code, 2020 - consolidating 29 existing labour laws. The Ministry of Labour & Employment published draft Central Rules and FAQs to enable assessment of the financial impact due to changes in regulations. The Company has assessed and disclosed the incremental impact of these changes on the best information available and consistent with the guidance provided by the Institute of Chartered Accountants of India.

Considering the regulatory-driven and non-recurring nature of this impact, the Company has presented such incremental impact under exceptional items amounting to ₹ 151.86 Millions (Gratuity ₹ 114.97 Millions & Compensated absences ₹ 36.89 Millions) in the standalone financial statements for the year ended 31 March 2026. The Company continues to monitor the finalisation of Central / State Rules and clarifications from the Government on other aspects of the Labour Code and would provide appropriate accounting effect on the basis of such developments as needed.

### 35. INCOME TAXES

A. The major components of income tax expenses for the year is as under:

(i) Income tax recognised in the statement of profit and loss:

	For the year ended 31 March 2026	For the year ended 31 March 2025
<b>Income tax expense</b>		
In respect of current year	1,838.47	1,684.93
Adjustment of current tax in respect of earlier years	(16.89)	6.12
On remeasurements of the defined benefit plans	14.55	(2.21)

# NOTES TO THE STANDALONE FINANCIAL STATEMENTS

FOR THE YEAR ENDED 31 MARCH 2026

(Currency: Indian Rupees in Millions, unless otherwise stated)

	For the year ended 31 March 2026	For the year ended 31 March 2025
<b>Deferred tax charge</b>		
Origination and reversal of temporary difference	16.90	40.46
Adjustment of deferred tax in respect of earlier years	(3.38)	(11.10)
<b>Total tax expense recognised in the statement of profit and loss</b>	<b>1,849.65</b>	<b>1,718.20</b>

**B. Reconciliation of tax expenses and the accounting profit multiplied by India's domestic tax rate for 31 March 2026 and 31 March 2025.**

	For the year ended 31 March 2026	For the year ended 31 March 2025
<b>Profit before tax</b>	<b>7,266.49</b>	6,739.89
Statutory income tax rate	25.168%	25.168%
Expected tax expenses	1,828.83	1,696.30
<b>Effects of adjustment to reconcile the expected tax expenses to reported tax expenses.</b>		
Tax effect on non-deductible expenses	33.09	30.56
Deduction under section 80JJAA	(6.54)	(1.47)
Tax effect on deductible income	-	-
Others	14.54	(2.21)
	1,869.92	1,723.18
Adjustment of tax expenses in respect of earlier years	(20.27)	(4.98)
<b>Total tax expense recognised in the statement of profit and loss</b>	<b>1,849.65</b>	<b>1,718.20</b>

## 36. DEFERRED TAX LIABILITIES

The major components of deferred tax (liabilities) / assets arising on account of temporary differences are as follows:

Movement during the year 01 April 2025 to 31 March 2026	Net deferred tax asset/ (liability) 1 April 2025	(charged) / credit to statement of profit and loss	Net deferred tax asset/ (liability) 31 March 2026
Depreciation and amortisation	(378.68)	(12.62)	(391.30)
Fair value gain/(loss) on investments	(90.38)	(31.31)	(121.69)
Expenses allowable on payment basis	88.24	10.74	98.98
Lease liabilities	115.16	19.67	134.83
<b>Deferred tax liabilities (net)</b>	<b>(265.66)</b>	<b>(13.52)</b>	<b>(279.18)</b>

## NOTES TO THE STANDALONE FINANCIAL STATEMENTS

FOR THE YEAR ENDED 31 MARCH 2026

(Currency: Indian Rupees in Millions, unless otherwise stated)

Movement during the year 01 April 2024 to 31 March 2025	Net deferred tax asset/ (liability) 1 April 2024	(charged) / credit to statement of profit and loss	Net deferred tax asset/ (liability) 31 March 2025
Depreciation and amortisation	(335.27)	(43.41)	<b>(378.68)</b>
Fair value gain/(loss) on investments	(39.34)	(51.04)	<b>(90.38)</b>
Expenses allowable on payment basis	74.76	13.48	<b>88.24</b>
Lease liabilities	63.55	51.61	<b>115.16</b>
<b>Deferred tax liabilities (net)</b>	<b>(236.30)</b>	<b>(29.36)</b>	<b>(265.66)</b>

The Company does not have any intention to dispose of its freehold and leasehold land in foreseeable future, therefore, deferred tax asset on indexation benefit in relation to these assets has not been recognised.

### 37. EARNINGS PER SHARE (EPS)

Basic EPS amounts are calculated by dividing the profit for the year attributable to owners of the Company by the weighted average number of equity shares outstanding during the year.

For the purpose of calculating diluted earnings per share, the net profit for the year attributable to equity shareholders and the weighted average number of shares outstanding during the year is adjusted for the effects of all dilutive potential equity shares. There are no dilutive impacts, therefore basic EPS and diluted EPS is same.

	For the year ended 31 March 2026	For the year ended 31 March 2025
<b>Earnings per share has been computed as under:</b>		
<b>Profit attributable to owners of the Company for basic earnings (A)</b>	<b>5,431.39</b>	5,019.48
Weighted average number of equity shares for the purpose of basic and dilutive earnings per share		
Number of shares at the beginning of the year	<b>499,145,736</b>	499,145,736
<b>Number of equity shares outstanding at the end of the year (B)</b>	<b>499,145,736</b>	499,145,736
<b>Basic and diluted earnings per share (Face value of ₹ 10 each) [(A) / (B)] (in ₹)</b>	<b>10.88</b>	10.06

### 38. CAPITAL MANAGEMENT

The Company's policy is to maintain a strong capital base so as to maintain creditor and market confidence and to sustain future development of the business. Management monitors the return on capital as well as the level of dividends to ordinary shareholders.

For the purpose of the Company's capital management, capital includes issued capital and all other equity reserves attributable to the equity shareholders of the Company. The primary objective of the Company when managing capital is to safeguard its ability to continue as a going concern and maximise the shareholder's value.

The Company has adequate cash and bank balances. The Company monitors its capital by a careful scrutiny of the cash and bank balances and a regular assessment of any debt requirements.

# NOTES TO THE STANDALONE FINANCIAL STATEMENTS

FOR THE YEAR ENDED 31 MARCH 2026

(Currency: Indian Rupees in Millions, unless otherwise stated)

## 39. RELATED PARTY DISCLOSURES

### A Names of the related parties where control exists irrespective of whether transactions have occurred or not:

#### (1) Holding Company

Sumitomo Chemical Company, Limited

#### (2) Post Employment Benefit Plans entity

Sumitomo Chemical India Gratuity Trust

Sumitomo Chemical India Superannuation Trust

#### (3) Subsidiary Companies:

Excel Crop Care (Africa) Limited

Barrix Agro Sciences Private Limited

### B Names of other related parties with whom transactions have taken place during the period:

#### (1) Fellow Subsidiaries

Koei Chemical Company, Limited

Mycorrhizal Applications, LLC

SC Environmental Science Co Ltd.

Sumika Agrotech Co Ltd.

Sumitomo Chemical Agro Europe S.A.S.

Sumitomo Chemical Argentina S.A.

Sumitomo Chemical Asia Pte Limited

Sumitomo Chemical Vietnam Co. Ltd.

Sumitomo Chemical Australia Pty Ltd.

Sumitomo Chemical Brasil Industria Quimica S.A.

Sumitomo Chemical Vietnam Co. Ltd.

Sumitomo Chemical Philippines, Inc

Valent BioSciences LLC

#### (2) Key Management Personnel

##### i) Executive Directors

Chetan Shah (Managing Director)

Sushil Marfatia - (Executive Director)

Dr Suresh Ramachandran (Deputy Managing Director)

##### ii) Non Executive Directors

Dr. Mukul G. Asher

Ninad D Gupte

Tadashi Katayama

Preeti Mehta

Masanori Uzawa

Sivaraman Narayanaswami

##### iii) Chief Financial Officer

Anil Nawal

##### iv) Company Secretary

Deepika Trivedi

#### (3) Relatives of Key Management Personnel

Mrs. Minoti Ninad Gupte (Wife of Mr. Ninad D Gupte)

Mrs. Pragnya Mukulchandra Asher (Wife of Dr. Mukul G. Asher)

#### (4) Enterprises controlled by key management personnel and their relatives:

Kanga & Company

# NOTES TO THE STANDALONE FINANCIAL STATEMENTS

FOR THE YEAR ENDED 31 MARCH 2026

(Currency: Indian Rupees in Millions, unless otherwise stated)

Disclosures of all transactions between the Company and the related parties and the status of outstanding balances.

	For the year ended 31 March 2026	For the year ended 31 March 2025
<b>Sale of Goods (Net of rebate and discount)</b>		
Sumitomo Chemical Company, Limited	1,365.97	1,198.01
Sumitomo Chemical Asia Pte Limited	1.56	5.79
Sumitomo Chemical Agro Europe S.A.S.	33.52	49.96
Sumitomo Chemical Argentina SA	-	7.75
Sumitomo Chemical Vietnam Co. Ltd.	0.01	-
Sumitomo Chemical Brazil Industria Quimica S.A.	1,442.64	2,059.15
<b>Sale of Services</b>		
Sumitomo Chemical Company, Limited	2.36	-
Sumika Agrotech Co Ltd.	2.84	-
Koei Chemical Company, Limited	0.10	-
<b>Purchase of Goods</b>		
Sumitomo Chemical Company, Limited	3,337.58	3,996.44
Barrix Agro Sciences Private Limited	440.29	1.40
Valent BioSciences LLC	349.76	722.29
Mycorrhizal Applications, LLC	8.82	-
<b>Purchase of Services</b>		
Sumitomo Chemical Company, Limited	4.84	4.66
Sumitomo Chemical Brazil Industria Quimica S.A.	5.96	11.13
Kanga & Company	0.30	0.35
<b>Commission Income</b>		
Sumitomo Chemical Company, Limited	-	0.60
<b>Miscellaneous Income - Technical Service</b>		
Sumitomo Chemical Company, Limited	19.63	8.14
Valent BioSciences LLC	9.19	1.39
<b>Reimbursement of expenses (net)</b>		
Sumitomo Chemical Company, Limited	23.39	21.24
Barrix Agro Sciences P Ltd	0.51	0.05
Valent BioSciences LLC	-	1.51
Sumitomo Chemical Agro Europe S.A.S.	-	(0.22)
Sumitomo Chemical Brazil Industria Quimica S.A.	0.39	-
<b>Commission Expense</b>		
Sumitomo Chemical Australia Pty Ltd.	0.22	0.25
Sumitomo Chemical Philippines, INC	-	0.21
<b>Contribution to Funds</b>		
Sumitomo Chemical India Gratuity Trust	64.50	52.77
Sumitomo Chemical India Superannuation Trust	22.23	20.64
<b>Payment on behalf of</b>		
Sumitomo Chemical India Gratuity Trust	31.90	26.42

# NOTES TO THE STANDALONE FINANCIAL STATEMENTS

FOR THE YEAR ENDED 31 MARCH 2026

(Currency: Indian Rupees in Millions, unless otherwise stated)

	For the year ended 31 March 2026	For the year ended 31 March 2025
<b>Dividend paid</b>		
Sumitomo Chemical Company, Limited	449.23	336.92
<b>Remuneration</b>		
Chetan Shah	92.11	89.14
Sushil Marfatia	31.55	29.52
Dr Suresh Ramachandran	27.41	22.15
Anil Nawal	18.44	13.75
Deepika Trivedi	3.34	2.31
<b>Others (Reimbursements)</b>		
Chetan Shah	5.94	-
Sushil Marfatia	1.16	-
<b>Dividend paid</b>	0.02	0.02
<b>Payments to Non-Executive Directors (including sitting fees)</b>		
Dr. Mukul G. Ashar	3.41	3.32
Preeti Mehta	3.39	3.29
B. V. Bhargava (upto 26 August 2024)	-	1.36
Ninad D Gupte	3.18	3.14
Sivaraman Narayanaswami	3.32	1.89

## Outstanding as at 31 March:

	For the year ended 31 March 2026	For the year ended 31 March 2025
<b>Trade Receivables</b>		
Sumitomo Chemical Company, Limited	136.67	529.25
Valent BioSciences LLC	-	1.39
Sumitomo Chemical Asia Pte Limited	-	2.17
Sumitomo Chemical Agro Europe S.A.S.	-	15.31
Sumitomo Chemical Argentina SA	22.93	130.88
Sumitomo Chemical Brazil Industria Quimica S.A.	836.01	918.23
Sumitomo Chemical Vietnam Co. Ltd.	0.01	-
<b>Other Receivables</b>		
Sumitomo Chemical India Gratuity Trust	4.64	1.92
<b>Trade Payables</b>		
Sumitomo Chemical Company, Limited	1,112.79	1,748.49
Barrix Agro Sciences Private Ltd.	0.64	0.48
Valent BioSciences LLC	123.51	462.42
Sumitomo Chemical Australia Pty Ltd.	0.22	0.25
Sumitomo Chemical Philippines, Inc	-	0.21
Sumitomo Chemical Brazil Industria Quimica S.A.	13.43	8.40
<b>Commission payable to directors</b>	58.39	53.49

## NOTES TO THE STANDALONE FINANCIAL STATEMENTS

FOR THE YEAR ENDED 31 MARCH 2026

(Currency: Indian Rupees in Millions, unless otherwise stated)

### Terms and conditions of transactions with related parties

- All related party transactions entered during the year were in ordinary course of business and are on arm's length basis. These balances are to be settled within agreed period and none of the balances are secured.
- For the year ended 31 March 2026, the Company has not recorded any impairment of receivables relating to amounts owed by related parties (2024-25: Nil). This assessment is undertaken each financial year through examining the financial position of the related party and the market in which the related party operates.
- The above remuneration to key management personnel compensation excludes provision for gratuity and compensated absences, since these are provided on the basis of an actuarial valuation of the Company's liability to all its employees.

### 40. LEASES

The Company has lease contracts for its office premises, vehicles and storage locations with lease term between 1 year to 9 years. The Company's obligations under its leases are secured by the lessor's title to the leased assets. Generally, the Company is restricted from assigning and sub-leasing the leased assets.

The Company also has certain leases of office premises and storage locations with leased terms of 12 months or less. The Company applies the 'short term lease' recognition exemption for these leases.

- a) The movement in lease liabilities is as follows.

	For the year ended 31 March 2026	For the year ended 31 March 2025
Opening balance	449.92	252.50
Payment of lease liabilities	(213.08)	(210.80)
New leases	239.72	370.56
Deletion	-	-
Accretion of interest	53.57	37.66
<b>Closing balance</b>	<b>530.13</b>	<b>449.92</b>
<b>Classification in balance sheet</b>		
Non-current	335.36	272.30
Current	194.77	177.62
	<b>530.13</b>	<b>449.92</b>

- b) Amount recognised in the statement of profit and loss

Particulars	Classified under	Note	For the year ended 31 March 2026	For the year ended 31 March 2025
Depreciation of right-of-use assets	Depreciation and amortisation expense	5	176.61	184.37
Interest expenses on lease assets	Finance costs	32	53.57	37.66
Expenses relating to short term leases	Other expenses	33	42.33	43.00

- c) (i) The details of carrying amount and movements during the year in right-of-use assets is disclosed in note 5.  
(ii) The effective interest rate for lease liabilities is 10%. The maturity is between 2022 to 2031.  
(iii) The maturity analysis of lease liabilities are disclosed in note 41b liquidity risk management.

# NOTES TO THE STANDALONE FINANCIAL STATEMENTS

FOR THE YEAR ENDED 31 MARCH 2026

(Currency: Indian Rupees in Millions, unless otherwise stated)

## 41. FINANCIAL INSTRUMENTS

### Accounting classification and fair value hierarchy

Carrying amounts and fair values of financial assets and financial liabilities, including their levels in the fair value hierarchy, are presented below.

As at 31 March 2026	Carrying amount/ Fair value				Fair value hierarchy			
	FVTPL	FVTOCI	Amortised cost	Total	Level 1	Level 2	Level 3	Total
<b>Financial assets</b>								
<b>Non-current</b>								
Investment in Bonds	2,652.04	-	790.09	3,442.13	2,652.04	-	-	2,652.04
Loans and deposits with corporates	-	-	1,504.23	1,504.23	-	-	-	-
Security deposits	-	-	87.18	87.18	-	-	-	-
Deposit with banks and corporates	-	-	750.00	750.00	-	-	-	-
<b>Current</b>								
Equity instruments in Tata Steel Limited	0.81	-	-	0.81	0.81	-	-	0.81
Investment in mutual fund	7,806.08	-	-	7,806.08	7,806.08	-	-	7,806.08
Investment in Bonds	1,008.71	-	-	1,008.71	1,008.71	-	-	1,008.71
Loans and deposits with corporates	-	-	3,408.59	3,408.59	-	-	-	-
Derivative assets	42.39	-	-	42.39	-	42.39	-	42.39
	<b>11,510.03</b>	<b>-</b>	<b>6,540.09</b>	<b>18,050.12</b>	<b>11,467.64</b>	<b>42.39</b>	<b>-</b>	<b>11,510.03</b>
<b>Financial liabilities</b>								
<b>Non current</b>								
Lease liability	-	-	335.36	335.36	-	-	-	-
<b>Current</b>								
Trade payables	-	-	3,954.04	3,954.04	-	-	-	-
Lease liabilities	-	-	194.77	194.77	-	-	-	-
Derivative liabilities	94.20	-	-	94.20	-	94.20	-	94.20
Other financial liabilities	-	-	4,323.40	4,323.40	-	-	-	-
	<b>94.20</b>	<b>-</b>	<b>8,807.57</b>	<b>8,901.77</b>	<b>-</b>	<b>94.20</b>	<b>-</b>	<b>94.20</b>

As at 31 March 2025	Carrying amount/ Fair value				Fair value hierarchy			
	FVTPL	FVTOCI	Amortised cost	Total	Level 1	Level 2	Level 3	Total
<b>Financial assets</b>								
<b>Non-current</b>								
Investment in Bonds	667.76	-	790.09	1,457.85	667.76	-	-	667.76
Loans and deposits with corporates	-	-	1,752.06	1,752.06	-	-	-	-
Security deposits	-	-	82.37	82.37	-	-	-	-
Deposit with banks and corporates	-	-	625.00	625.00	-	-	-	-

## NOTES TO THE STANDALONE FINANCIAL STATEMENTS

FOR THE YEAR ENDED 31 MARCH 2026

(Currency: Indian Rupees in Millions, unless otherwise stated)

As at 31 March 2025	Carrying amount/ Fair value				Fair value hierarchy			
	FVTPL	FVTOCI	Amortised cost	Total	Level 1	Level 2	Level 3	Total
<b>Current</b>								
Equity instruments in Tata Steel Limited	0.65	-	-	0.65	0.65	-	-	0.65
Investment in mutual fund	4,395.98	-	-	4,395.98	4,395.98	-	-	4,395.98
Investment in Bonds	151.51	-	-	151.51	151.51	-	-	151.51
Loans and deposits with corporates	-	-	1,018.80	1,018.80	-	-	-	-
Derivative assets	22.03	-	-	22.03	-	22.03	-	22.03
	5,237.93	-	4,268.32	9,506.25	5,215.90	22.03	-	5,237.93
<b>Financial liabilities</b>								
<b>Non current</b>								
Lease liability	-	-	272.30	272.30	-	-	-	-
<b>Current</b>								
Trade payables	-	-	4,876.79	4,876.79	-	-	-	-
Lease liabilities	-	-	177.62	177.62	-	-	-	-
Derivative liabilities	24.33	-	-	24.33	-	24.33	-	24.33
Other financial liabilities	-	-	3,635.55	3,635.55	-	-	-	-
	24.33	-	8,962.26	8,986.59	-	24.33	-	24.33

### Notes :

i) Abbreviations

FVTPL - Fair value through the profit and loss

FVTOCI - Fair Value through other comprehensive income

ii) The investments does not include equity investment which are carried at cost and hence are not required to be disclosed as per Ind AS 107 "Financial instruments disclosures"

iii) The management has assessed that the fair value of cash and cash equivalents, other balance with banks, loans, trade receivables, other financial assets, and other financial liabilities approximate their carrying amounts largely due to the short term maturities of these instruments.

iv) The Company uses the following hierarchy for determining and / or disclosing the fair value of financials instruments by valuation techniques.

Level 1 – Quoted (unadjusted) market prices in active markets for identical assets or liabilities;

Level 2 – Valuation techniques for which the lowest level input that is significant to the fair value measurement is directly or indirectly observable;

Level 3 – Valuation techniques for which the lowest level input that is significant to the fair value measurement is unobservable.

v) The fair value of the financial assets and liabilities is included at the amount at which the instrument could be exchanged in a current transaction between willing parties.

The following methods and assumptions were used to estimate the fair values:

The fair value of quoted equity investment and mutual funds are based on price quotations at the reporting date.

The Company enters into derivative financial instruments with various counterparties, principally with banks. Foreign exchange forward contracts are valued using valuation techniques, which employs the use of market observable inputs. The model incorporates various inputs including the credit quality of counter parties, foreign exchange spot and forward rates.

# NOTES TO THE STANDALONE FINANCIAL STATEMENTS

FOR THE YEAR ENDED 31 MARCH 2026

(Currency: Indian Rupees in Millions, unless otherwise stated)

**Mutual Funds:** The fair values of investments in mutual fund units is based on the net asset value ('NAV') as stated by the issuers of these mutual fund units in the published statements as at Balance Sheet date. NAV represents the price at which the issuer will issue further units of mutual fund and the price at which issuers will redeem such units from the investors.

**Derivative assets and liabilities:** The fair value of forward foreign exchange contracts is calculated as the present value determined using forward exchange rates of respective currencies (Level 2).

vi) There were no transfers between level 1 and 2 during the year.

## 42. FINANCIAL RISK MANAGEMENT OBJECTIVES AND POLICIES

The activities of the Company exposes it to a number of financial risks namely market risk, credit risk and liquidity risk. The Company seeks to minimize the potential impact of unpredictability of the financial markets on its financial performance.

The Company's board of directors has overall responsibility for the establishment and oversight of the Company's risk management framework. The board of directors has established Compliance Committee, which is responsible for developing and monitoring the Company's risk management policies. The committee reports regularly to the board of directors on its activities.

The Company's risk management policies are established to identify and analyse the risks faced by the Company, to set appropriate risk limits and controls and to monitor risks and adherence to limits. Risk management policies and systems are reviewed regularly to reflect changes in market conditions and the Company's activities. The Company, through its training and management standards and procedures, aims to maintain a disciplined and constructive control environment in which all employees understand their roles and obligations.

### a. Management of credit risk

Credit risk refers to the risk of default on its obligations by a counterparty to the Company resulting in a financial loss to the Company. The Company is exposed to credit risk from its operating activities (trade receivables) and investment securities.

Credit risk is managed through credit approvals, establishing credit limits and continuously monitoring the creditworthiness of customers to which the Company grants credit terms in the normal course of business. The Company establishes an allowance for doubtful debts and impairment that represents its estimate of expected default rates over the expected life of trade receivables and is adjusted for forward looking estimates.

The Company's exposure to credit risk is influenced mainly by the individual characteristics of each customer. The demographics of the customer, including the default risk of the industry and country in which the customer operates, also has an influence on credit risk assessment. The Company has no concentration of credit risk as the customer base is widely distributed.

Summary of the ageing for trade receivables are as follows.

	Carrying amount as at 31 March 2026			
	Weighted average loss rate	Estimated total gross carrying amount at default	ECL - simplified approach	Net carrying amount
<b>Not due &amp; Due &lt; 181 days</b>	<b>1%</b>	<b>7,056.73</b>	<b>76.82</b>	<b>6,979.91</b>
<b>Past due</b>				
181 Days to 1 Year	21%	153.22	66.49	86.73
> 1 Year to 2 Year	64%	186.55	165.70	20.85
> 2 Year to 3 Year	100%	84.71	61.78	22.93
Above 3 Year	100%	212.48	209.97	2.51
		<b>7,693.69</b>	<b>580.76</b>	<b>7,112.93</b>

## NOTES TO THE STANDALONE FINANCIAL STATEMENTS

FOR THE YEAR ENDED 31 MARCH 2026

(Currency: Indian Rupees in Millions, unless otherwise stated)

### Expected credit loss assessment for customers as at 31 March 2026:

The Company allocates each exposure to a credit risk grade based on a variety of data that is determined to be predictive of the risk of loss (e.g. timeliness of payments, available press information etc.) and applying experienced credit judgement.

Exposures to customers outstanding at the end of each reporting period are reviewed by the Company to determine incurred and expected credit losses. Historical trends of impairment of trade receivables do not reflect any significant credit losses. Given that the macro economic indicators affecting customers of the Company have not undergone any substantial change, the Company expects the historical trend of minimal credit losses to continue.

The movement in the allowance for impairment in respect of trade and other receivables during the year was as follows.

	<b>Amount</b>
Balance as at 31 March 2024	981.40
Impairment loss recognised (Refer note 33)	18.82
Amounts written off (Refer note 33)	(5.72)
Balance as at 31 March 2025	994.50
Impairment loss recognised (Refer note 33)	119.39
Amounts written off (Refer note 33)	(533.13)
<b>Balance as at 31 March 2026</b>	<b>580.76</b>

The impairment loss at 31 March 2026 related to several customers that have defaulted on their payments to the Company and are not expected to pay their outstanding balances, mainly due to economic circumstances.

### Investments

The Company limits its exposure to credit risk by investing in liquid securities and only with counterparties that have a good credit rating. The Company does not expect any losses from non-performance by these counter-parties, and does not have any significant concentration of exposures to specific industry sectors or specific country risks.

Other than trade and other receivables, the Company has no other financial assets that are past due but not impaired.

### b. Liquidity risk

Liquidity risk is the risk that the Company will encounter difficulty in meeting the obligations associated with its financial liabilities that are settled by delivering cash or another financial asset. The Company's approach to managing liquidity is to ensure, as far as possible, that it will have sufficient liquidity to meet its liabilities when they are due, under both normal and stressed conditions, without incurring unacceptable losses or risking damage to the Company's reputation.

The Company has an established liquidity risk management framework for managing its short term, medium term and long term funding and liquidity management requirements. The Company's exposure to liquidity risk arises primarily from mismatches of the maturities of financial assets and liabilities. The Company manages the liquidity risk by maintaining adequate funds in cash and cash equivalents. The Company also has adequate credit facilities sanctioned with banks to ensure that there is sufficient cash to meet all its normal operating commitments in a timely and cost-effective manner.

# NOTES TO THE STANDALONE FINANCIAL STATEMENTS

FOR THE YEAR ENDED 31 MARCH 2026

(Currency: Indian Rupees in Millions, unless otherwise stated)

## Exposure to liquidity risk

The following are the remaining contractual maturities of financial liabilities at the reporting date. The amounts are gross and undiscounted.

31 March 2026	Contractual cash flows				
	Carrying amount	Total	Upto 1 year	1-5 years	More than 5 years
<b>Non-derivative financial liabilities</b>					
Lease liabilities	530.13	650.71	206.25	385.39	59.06
Trade payables	3,954.04	3,954.04	3,954.04	-	-
Other financial liabilities	4,323.40	4,323.40	4,323.40	-	-
<b>Derivative financial liabilities</b>					
Current liabilities					
Forward exchange contracts	94.20	94.20	94.20	-	-
	<b>8,901.77</b>	<b>9,022.35</b>	<b>8,577.89</b>	<b>385.39</b>	<b>59.06</b>

31 March 2025	Contractual cash flows				
	Carrying amount	Total	Upto 1 year	1-5 years	More than 5 years
<b>Non-derivative financial liabilities</b>					
Lease liabilities	449.92	538.93	186.67	352.26	-
Trade payables	4,876.79	4,876.79	4,876.79	-	-
Other financial liabilities	3,635.55	3,635.55	3,635.55	-	-
<b>Derivative financial liabilities</b>					
Current liabilities					
Forward exchange contracts	24.33	24.33	24.33	-	-
	<b>8,986.59</b>	<b>9,075.60</b>	<b>8,723.34</b>	<b>352.26</b>	<b>-</b>

## c. Market risk

Market risk is the risk that the fair value or future cash flows of a financial instrument will fluctuate because of changes in market prices. Market risk comprises of three types of risks: interest rate risk, price risk and currency rate risk. Financial instruments affected by market risk includes foreign currency receivables/payables, investments and derivative financial instruments. The Company has international trade operations and is exposed to a variety of market risks, including currency and interest rate risks.

### i) Currency risk

Currency risk is the risk that the fair value or future cash flows of a financial instrument will fluctuate because of changes in foreign exchange rates. The Company has foreign currency trade payables and receivables and is therefore exposed to foreign exchange risk. The Company mitigates the foreign exchange risk by setting appropriate exposure limits, periodic monitoring of the exposures and hedging exposures using derivative financial instruments like foreign exchange forward contracts. The exchange rates have been volatile in the recent years and may continue to be volatile in the future. However the operating results and financials of the Company may not be impacted due to volatility of the rupee against foreign currencies as the exposure is generally fully hedged.

## NOTES TO THE STANDALONE FINANCIAL STATEMENTS

FOR THE YEAR ENDED 31 MARCH 2026

(Currency: Indian Rupees in Millions, unless otherwise stated)

### Exposure to currency risk (Exposure in different currencies converted to functional currency i.e. Rupees)

The currency profile of financial assets and financial liabilities as at 31 March 2026 and 31 March 2025 are as below:

	31 March 2026	31 March 2026	31 March 2026	31 March 2026	31 March 2026
	US\$	AED	RMB	EURO	Others
<b>Financial assets</b>					
Cash and cash equivalents	-	-	-	-	-
Trade and other receivables	2,642.05	434.82	-	-	3.20
	2,642.05	434.82	-	-	3.20
<b>Financial liabilities</b>					
Trade and other payables	1,204.79	-	-	0.16	6.01
	1,204.79	-	-	0.16	6.01
Net statement of financial position exposure	1,437.26	434.82	-	(0.16)	(2.81)
Forward exchange contracts - Sell	2,239.01	480.22	-	-	-
Forward exchange contracts - Buy*	(1,196.84)	-	(220.91)	-	-

\* includes forward contracts for goods-in-transit.

	31 March 2025	31 March 2025	31 March 2025	31 March 2025	31 March 2025
	US\$	AED	RMB	EURO	Others
<b>Financial assets</b>					
Cash and cash equivalents	-	-	-	-	-
Trade and other receivables	2,565.38	284.79	-	-	3.58
	2,565.38	284.79	-	-	3.58
<b>Financial liabilities</b>					
Trade and other payables	1,395.03	3.96	-	0.14	6.71
	1,395.03	3.96	-	0.14	6.71
Net statement of financial position exposure	1,170.35	280.83	-	(0.14)	(3.13)
Forward exchange contracts - Sell	1,670.31	255.49	-	-	-
Forward exchange contracts - Buy*	(1,474.18)	-	-	-	-

\* includes forward contracts for goods-in-transit.

### Sensitivity analysis

A reasonably possible strengthening (weakening) of the Indian Rupee against US Dollars and EURO would have affected the measurement of financial instruments denominated in US dollars and EURO affected profit and loss by the amounts shown below. This analysis assumes that all other variables, in particular interest rates, remain constant and ignores any impact of forecast sales and purchases.

Effect in Rupees	Profit or loss	
	Strengthening	Weakening
<b>31 March 2026</b>		
<b>1% movement</b>		
US\$	(24.79)	24.79
AED	(9.15)	9.15
RMB	2.21	(2.21)
Others	0.03	(0.03)
	(31.70)	31.70

# NOTES TO THE STANDALONE FINANCIAL STATEMENTS

FOR THE YEAR ENDED 31 MARCH 2026

(Currency: Indian Rupees in Millions, unless otherwise stated)

Effect in Rupees	Profit or loss	
	Strengthening	Weakening
<b>31 March 2025</b>		
<b>1% movement</b>		
US\$	(13.66)	13.66
AED	(5.36)	5.36
Others	0.03	(0.03)
	(18.99)	18.99

## ii) Interest rate risk

Interest rate risk can be either fair value interest rate risk or cash flow interest rate risk. Fair value interest rate risk is the risk of changes in fair values of fixed interest bearing investments because of fluctuations in the interest rates. Cash flow interest rate risk is the risk that the future cash flows of floating interest bearing investments will fluctuate because of fluctuations in the interest rates.

Interest rate risk is the risk that the fair value or future cash flows of a financial instrument will fluctuate because of changes in market interest rates. The Company does not have any significant exposure to interest rate risks since its investments are in fixed rate instruments.

### Exposure to interest rate risk

The interest rate risk arises primarily from borrowings. Since there are no borrowings in the current year, the interest rate profile of the Company's interest-bearing financial instruments is ₹ Nil.

### Fair value sensitivity analysis for fixed-rate instruments

The Company does not account for any fixed-rate borrowings at fair value through profit or loss. Therefore, a change in interest rates at the reporting date would not affect profit or loss

## iii) Equity risk

The Company's investments in listed and non-listed equity securities are susceptible to market price risk arising from uncertainties in the financial market. The investment in listed and unlisted equity securities are not significant.

## 43. SEGMENT INFORMATION

The Group operates in only one reportable segment namely Agro-chemicals. This segment covers sale of products mainly to end consumers which are farmers. This includes agricultural pesticides. Operating Segment disclosures are consistent with the information provided to and reviewed by management.

### A. Geographic information

The Company has considered the export operations as a separately identifiable geographic segment due to operations in the Japan and other countries, details of which are given below :

Segment revenue	For the year ended 31 March 2026	For the year ended 31 March 2025
India	24,847.32	23,841.91
Outside India		
- Brazil	1,723.36	2,331.32
- Japan	1,365.97	1,198.01
- UAE	1,321.74	-
- Others	2,304.95	3,237.08
	6,716.03	6,766.41
<b>Total revenue</b>	<b>31,563.35</b>	<b>30,608.32</b>

## NOTES TO THE STANDALONE FINANCIAL STATEMENTS

FOR THE YEAR ENDED 31 MARCH 2026

(Currency: Indian Rupees in Millions, unless otherwise stated)

Segment assets	For the year ended 31 March 2026	For the year ended 31 March 2025
India	41,337.25	36,417.58
Outside India	3,003.85	2,879.89
<b>Total assets</b>	<b>44,341.10</b>	<b>39,297.47</b>

### B. Information about major customers

#### Domestic

The Company does not have any domestic customer, with whom revenue from domestic transactions is more than 10% of Company's total domestic revenue.

#### Export

Revenue from two Export customers represents ₹ 2,808.34 Millions (31 March 2025: ₹ 3,257.16 Millions) of the total Export revenue.

## 44. EMPLOYEE BENEFITS

The Company contributes to the following post-employment plans in India.

### (A) Defined contribution plans:

Provident fund is a defined contribution scheme established under a state plan.

Superannuation fund is a defined contribution scheme. The scheme is funded with an insurance company in the form of a qualifying insurance policy.

Contribution to Employees State Insurance Corporation (ESIC)

Current service cost included under the head - Contribution to provident fund and other funds in note 31 'Employee benefits expense':

	31 March 2026	31 March 2025
Provident fund and family pension fund	93.44	87.24
Superannuation fund	22.23	19.32
ESIC	2.88	2.83
Other funds	13.13	11.86
	<b>131.68</b>	<b>121.25</b>

### (B) Defined benefit plan:

Gratuity plan is classified as a defined benefit plan as the Company's obligation is to provide agreed benefit to plan members. Actuarial and investment risks are borne by the Company.

The most recent actuarial valuation of plan assets and the present value of the defined benefit obligation for gratuity was carried out as at 31 March 2026. The present value of the defined benefit obligations and the related current service cost and past service cost, were measured using the Projected Unit Credit Method.

Gratuity of the Company is funded through investments with an insurance service provider which is managed by them.

	31 March 2026	31 March 2025
Defined benefit obligation	771.34	641.41
Fair value of plan assets	650.40	576.91
<b>Net defined benefit obligation</b>	<b>120.94</b>	<b>64.50</b>

# NOTES TO THE STANDALONE FINANCIAL STATEMENTS

FOR THE YEAR ENDED 31 MARCH 2026

(Currency: Indian Rupees in Millions, unless otherwise stated)

## i. Movement in net defined benefit liability

The following table shows a reconciliation from the opening balances to the closing balances for net defined benefit (asset) liability and its components:

	Defined benefit obligation		Fair value of plan assets		Net defined benefit (asset) liability	
	31 March 2026	31 March 2025	31 March 2026	31 March 2025	31 March 2026	31 March 2025
<b>Opening balance</b>	<b>641.41</b>	557.06	<b>576.91</b>	504.29	<b>64.50</b>	52.77
<b>Included in profit or loss:</b>						
Current service cost	61.65	53.94	-	-	61.65	53.94
Past service cost	114.97	-	-	-	114.97	-
Interest cost (income)	42.09	37.16	39.96	35.40	2.13	1.76
Sub-total included in statement of profit and loss					<b>178.75</b>	55.70
	<b>860.12</b>	648.16	<b>616.87</b>	539.69	<b>243.25</b>	108.47
<b>Included in OCI</b>						
<b>Remeasurement gain:</b>						
<b>Actuarial gain arising from:</b>						
Financial assumptions	(83.91)	27.30	-	-	(83.91)	27.30
Demographic assumption	(10.33)	2.67	-	-	(10.33)	2.67
Experience adjustment	37.37	(10.30)	-	-	37.37	(10.30)
Return on plan assets excluding interest income	-	-	0.95	10.87	(0.95)	(10.87)
Sub-total included in OCI					<b>(57.82)</b>	8.80
	<b>803.25</b>	667.83	<b>617.82</b>	550.56	<b>185.43</b>	117.27
<b>Other</b>						
Contributions paid by the employer	-	-	64.50	52.77	(64.50)	(52.77)
Benefits paid	(31.91)	(26.42)	(31.92)	(26.42)	0.01	-
<b>Closing balance</b>	<b>771.34</b>	641.41	<b>650.40</b>	576.91	<b>120.94</b>	64.50

The components of defined benefit plan cost are as follows:

	31 March 2026	31 March 2025
<b>Recognised in statement of profit and loss</b>		
Current service cost	61.65	53.94
Net interest cost	2.13	1.76
Past service cost	114.97	-
<b>Total</b>	<b>178.75</b>	55.70
<b>Recognised in other comprehensive income</b>		
Remeasurement of net defined benefit liability	(57.82)	8.80

## NOTES TO THE STANDALONE FINANCIAL STATEMENTS

FOR THE YEAR ENDED 31 MARCH 2026

(Currency: Indian Rupees in Millions, unless otherwise stated)

### ii. Plan assets

Plan assets comprise the following:

	31 March 2026	31 March 2025
<b>Insurer managed funds (Life Insurance Corporation of India)</b>	<b>100%</b>	100%

### iii. Actuarial assumptions

The following were the key actuarial assumptions at the reporting date (expressed as weighted averages).

	31 March 2026	31 March 2025
Discount rate	7.05%	6.73%
Future salary growth	9.00 % p.a.	9.75% p.a.
Withdrawal rate	5% at younger ages reducing to 1% at older ages	5% at younger ages reducing to 1% at older ages
Mortality rate	Indian Assured Lives Mortality (2012-14) Table	Indian Assured Lives Mortality (2012-14) Table

### iv. Sensitivity analysis

Reasonably possible changes at the reporting date to one of the relevant actuarial assumptions, holding other assumptions constant, would have affected the defined benefit obligation by the amounts shown below:

	31 March 2026		31 March 2025	
	Increase	Decrease	Increase	Decrease
Discount rate (0.50% movement)	735.52	809.00	608.94	676.80
Future salary growth (0.50% movement)	807.08	736.92	674.50	610.69
Withdrawal rate (10% movement)	768.22	773.13	638.62	644.23
Future mortality (10 % movement)	770.37	770.96	641.07	641.69

Sensitivity analysis is performed by varying a single parameter while keeping all the other parameters unchanged.

Sensitivity analysis fails to focus on the interrelationship between underlying parameters.

Hence, the results may vary if two or more variables are changed simultaneously.

The method used does not indicate anything about the likelihood of change in any parameter and the extent of the change if any.

### v. Expected future cash flows

The expected future cash out-flows in respect of gratuity as at year end is as follows:

	31 March 2026	31 March 2025
Up to 1 year	88.51	31.97
Between 1-2 years	50.11	75.52
Between 2-6 years	215.15	166.40
6 to 10+ years	226.16	186.61

The average duration of the defined benefit plan obligation at the end of the reporting year is 9.43 years (31 March 2025: 10.14 years).

The contribution expected to be made by the Company during the financial year 2026-27 is ₹ 120.93 Millions.

# NOTES TO THE STANDALONE FINANCIAL STATEMENTS

FOR THE YEAR ENDED 31 MARCH 2026

(Currency: Indian Rupees in Millions, unless otherwise stated)

## (C) Other long-term employee benefits:

Compensated absences are payable to employees at the rate of daily salary for each day of accumulated leave on death or on resignation or upon retirement. The charge towards compensated absences for the year ended 31 March 2026 based on actuarial valuation using the projected accrued benefit method is ₹ 68.47 Millions (31 March 2025: ₹ 62.66 Millions). In the coming financial year it is expected to remain in the similar range.

## 45. CONTINGENT LIABILITIES AND COMMITMENTS

### A) Contingent liabilities

	As at 31 March 2026	As at 31 March 2025
a. In respect of tax matters		
Demand raised by authorities against which the Company has filed an appeal		
i) Income tax	305.64	113.35
ii) Service tax	9.05	9.05
iii) Customs duty	41.83	37.62
iv) VAT / Sales tax	0.50	0.50
v) Goods and service tax	41.27	38.61
b. In respect of other matters		
i) Claims against the Company, by consumers, not acknowledged as debts	170.34	160.27
<b>Total</b>	<b>568.63</b>	<b>359.40</b>

The Company has reviewed all its pending litigations and proceedings and has adequately provided for where provisions are required and disclosed contingent liabilities where applicable, in its financial statements. The Company does not expect the outcome of these proceedings to have a materially adverse effect on the financial statements.

It is not practicable for the Company to estimate the timings of cash outflows, if any, in respect of the above pending resolution of the respective proceedings as it is determinable only on receipt of judgements/decisions pending with various forums/authorities.

### B) Capital commitments

	As at 31 March 2026	As at 31 March 2025
Estimated value of contracts in capital account remaining to be executed and not provided for (net of capital advances)		
Property, plant and equipment ('PPE')	173.03	274.53
Intangible Assets	2.15	1.20

## NOTES TO THE STANDALONE FINANCIAL STATEMENTS

FOR THE YEAR ENDED 31 MARCH 2026

(Currency: Indian Rupees in Millions, unless otherwise stated)

### 46. TOTAL OUTSTANDING DUES OF MICRO AND SMALL ENTERPRISES

	As at 31 March 2026	As at 31 March 2025
The amounts remaining unpaid to micro and small suppliers as at the end of the year		
Principal *	397.86	313.81
Interest	-	-
The amount of interest paid by the buyer as per the Micro, Small and Medium Enterprises Development Act, 2006 (MSMED Act, 2006)	-	-
The amounts of the payments made to micro and small suppliers beyond the appointed day during each accounting year	-	15.30
The amount of interest due and payable for the period of delay in making payment (which have been paid but beyond the appointed day during the year) but without adding the interest specified under MSMED Act, 2006	-	-
The amount of interest accrued and remaining unpaid at the end of each accounting period	-	-
The amount of further interest remaining due and payable even in the succeeding years, until such date when the interest dues as above are actually paid to the small enterprise for the purpose of disallowance as a deductible expenditure under section 23 of the MSMED Act, 2006	-	-

\* Includes amount payable in the nature of capital creditors as disclosed under note 24 - Other current financial liabilities

### 47. RESEARCH AND DEVELOPMENT EXPENDITURE ('R&D')

	As at 31 March 2026	As at 31 March 2025
(a) Research and development costs, as certified by the management, debited to the statement of profit and loss (in respective heads of accounts) are as under:		
(i) Revenue expenses	114.68	112.09
(ii) Depreciation and amortisation of expenses	11.06	10.92
	125.74	123.01
(b) Capital expenditure incurred during the year on research and development	17.97	0.85

### 48. CORPORATE SOCIAL RESPONSIBILITY

	31 March 2026	31 March 2025
(a) Gross amount required to be spent		
i) for current year	123.80	120.13
ii) for previous year	-	-
	123.80	120.13
(b) Amount approved by the Board to be spent during the year	123.80	120.13

# NOTES TO THE STANDALONE FINANCIAL STATEMENTS

FOR THE YEAR ENDED 31 MARCH 2026

(Currency: Indian Rupees in Millions, unless otherwise stated)

				31 March 2026	31 March 2025
(c)	Amount spent during the year ending on 31 March 2026	In cash	Yet to be paid in cash	Total	
	(i) Construction / acquisition of any assets	-	-	-	
	(ii) For previous year	-	-	-	
	(iii) On purpose other than (i) above	123.98	-	123.98	
		123.98	-	123.98	
(d)	Amount spent during the year ending on 31 March 2025	In cash	Yet to be paid in cash	Total	
	(i) Construction / acquisition of any assets	-	-	-	
	(ii) For previous year	-	-	-	
	(iii) On purpose other than (i) above	120.13	-	120.13	
		120.13	-	120.13	
e)	Details related to spent / unspent obligations:				
	i) Contribution to public trust			79.62	43.66
	ii) Contribution to charitable trust			23.14	54.34
	iii) Others			21.22	22.13
	iv) Unspent amount in relation to:				
	- Ongoing project			-	-
	- Other than ongoing project			-	-
				123.98	120.13
f)	Details of other than ongoing project				
	a) Opening balance				
	- With Company			-	-
	- In separate CSR unspent A/c			-	-
	b) Amount required to be spent and approved by the Board during the year			123.80	120.13
	c) Amount spent during the year				
	- From Company's bank A/c			123.98	120.13
	- From separate CSR unspent A/c			-	-
	d) Closing balance			-	-
	- With Company			-	-
	- In separate CSR unspent A/c			-	-

49. In October 2022, the Central Government ('Government') issued a Notification ('Notification') mandating that Glyphosate, a broad spectrum weedicide and an important product for the Company, will be used only through Pest Control Operators. Industry players and associations have filed petitions ('Petitions') before the Hon'ble Delhi High Court ('Hon'ble Court') challenging the Notification. In the course of hearings in the matter, the counsel of the Government has stated that the Notification will not be implemented till the disposal of the Petitions. The Petitions are under hearing before the Hon'ble Court.

## NOTES TO THE STANDALONE FINANCIAL STATEMENTS

FOR THE YEAR ENDED 31 MARCH 2026

(Currency: Indian Rupees in Millions, unless otherwise stated)

50. On 2 February 2024, the shareholders of Excel Crop Care (Africa) Limited, the Company's Tanzania based subsidiary, had approved its voluntary winding up with effect from 31 March 2024. The Company held 99.9% of the equity shares of Excel Crop Care (Africa) Limited. The proposed winding up is subject to legal / regulatory and other processes and procedures under the laws in Tanzania. Excel Crop Care (Africa) Limited is an unlisted 'non-material' subsidiary having no material financial liability on its balance sheet and a positive net worth. It did not have any significant business or commercial activities and was incurring losses for the past few years. The proposed winding up of Excel Crop Care (Africa) Limited is not likely to materially impact the business, commercial activities or financial position of the Company.

### 51. RATIO ANALYSIS AND ITS ELEMENTS

Ratio	Numerator	Denominator	31 March 2026	31 March 2025	% change	Remarks / Reason for variance (Refer note below)
Debt equity ratio (times)	-	-	-	-	-	Refer note v
Debt service coverage ratio (times)	Earnings available for debt service	Debt service	13.62	14.88	(8.49%)	
Return on net worth (%) / ROE	Net profit after tax	Average net worth	17.30%	18.81%	(8.06%)	
Current ratio (times)	Current assets	Current liabilities	3.48	3.15	10.41%	
Trade receivables turnover (in times)	Revenue from contracts with customer	Average trade receivable	4.28	4.16	2.78%	
Trade payables turnover (in times)	Expenses	Average trade payables	5.04	4.79	5.16%	
Inventory turnover (in times)	Cost of goods sold	Average inventory	2.59	2.86	(9.49%)	
Net profit ratio (%)	Net profit after tax	Revenue from operations	17.05%	16.24%	4.97%	
Net capital turnover (in times)	Revenue from operations	Working capital (Current assets - Current liabilities)	1.35	1.52	(10.74%)	
Return on investment (%)	Mutual fund, interest and dividend income	Average quarterly investments	8.69%	7.52%	15.57%	
Return on capital employed (%)	EBIT	Capital employed	21.57%	22.83%	(5.55%)	

**Note :** Reason for variance has been given for those ratios whereby variation is more than 25% (+/-)

#### Abbreviations

- i) Earnings available for debt service - Profit before tax + interest expenses including interest expense on lease payments + depreciation and amortisation expenses
- ii) Debt service - Interest expenses including interest expense on lease payments + repayment of lease liabilities.
- iii) Net worth includes share capital and other equity
- iv) Expenses includes cost of goods sold and other expenses excluding expected credit loss allowance, CSR, donations, insurance, directors sitting fees, PPE written off, exchange differences (net) and bank charges
- v) Since there is no borrowing, disclosure of Debt equity ratio has not been disclosed.

# NOTES TO THE STANDALONE FINANCIAL STATEMENTS

FOR THE YEAR ENDED 31 MARCH 2026

(Currency: Indian Rupees in Millions, unless otherwise stated)

## 52. OTHER STATUTORY INFORMATION

- (i) The Company does not have any benami property, where any proceeding has been initiated or pending against the Company for holding any benami property.
- (ii) The Company does not have any transactions with companies struck off.
- (iii) The Company does not have any charges or satisfaction which is yet to be registered with ROC beyond the statutory period.
- (iv) The Company has not traded or invested in crypto currency or virtual currency during the financial year.
- (v) The Company has not advanced or loaned or invested funds to any other persons or entities, including foreign entities (Intermediaries) with the understanding that the Intermediary shall:
  - (a) directly or indirectly lend or invest in other persons or entities identified in any manner whatsoever by or on behalf of the Company (Ultimate Beneficiaries) or
  - (b) provide any guarantee, security or the like to or on behalf of the Ultimate Beneficiaries.
- (vi) The Company has not received any fund from any persons or entities, including foreign entities (Funding Party) with the understanding (whether recorded in writing or otherwise) that the Company shall:
  - (a) directly or indirectly lend or invest in other persons or entities identified in any manner whatsoever by or on behalf of the Funding Party (Ultimate Beneficiaries) or
  - (b) provide any guarantee, security or the like on behalf of the Ultimate Beneficiaries.
- (vii) The Company does not have any such transaction which is not recorded in the books of accounts that has been surrendered or disclosed as income during the year in the tax assessments under the Income Tax Act, 1961 (such as, search or survey or any other relevant provisions of the Income Tax Act, 1961).
- (viii) The Company has complied with the number of layers prescribed under clause 87 of section 2 of the Companies Act, 2013 read with Companies (restriction on number of layers) Rules, 2017.

## 53. DERIVATIVE CONTRACTS

The Company has a process whereby periodically all long-term contracts (including derivative contracts) are assessed for material foreseeable losses. At the year end, the Company has reviewed and there are no long-term contracts for which there are any material foreseeable losses. The Company has ensured that adequate provision as required under any law/ accounting standards for material foreseeable losses on derivative contracts has been made in the books of account.

## 54. SIGNIFICANT EVENTS AFTER THE REPORTING PERIOD

There are no significant events after the reporting period except as disclosed in note 20(f), that require adjustments or disclosures in the standalone financial statements as on the balance sheet date.

## 55. DISCLOSURE AS PER REGULATION 34(3) READ WITH SCHEDULE 5 OF LISTING REGULATIONS WITH THE STOCK EXCHANGES AND SECTION 186 OF THE COMPANIES ACT, 2013

The Company has not made any investment, provided any loans or advances in the nature of loans, given any guarantee or security covered under Section 186 and accordingly, the disclosure requirements do not apply to the Company.

As per our report of even date attached  
For **B S R & Co. LLP**  
Chartered Accountants  
Firm's Registration No: 101248W/W-100022

**Farhad Bamji**  
Partner  
Membership No: 105234  
Place: Mumbai  
Date: 26 May 2026

For and on behalf of the Board of Directors of  
**Sumitomo Chemical India Limited**  
CIN: L24110MH2000PLC124224

**Chetan Shah**  
Managing Director  
DIN: 00488127  
Place: Mumbai  
Date: 26 May 2026

**Anil Nawal**  
Chief Financial Officer  
Place: Mumbai  
Date: 26 May 2026

**Sushil Marfatia**  
Executive Director  
DIN: 07618601  
Place: Mumbai  
Date: 26 May 2026

**Deepika Trivedi**  
Company Secretary  
Membership no. A30138  
Place: Mumbai  
Date: 26 May 2026

# INDEPENDENT AUDITOR'S REPORT

To the Members of **Sumitomo Chemical India Limited**

## Report on the Audit of the Consolidated Financial Statements

### OPINION

We have audited the consolidated financial statements of Sumitomo Chemical India Limited (hereinafter referred to as the "Holding Company") and its subsidiaries (Holding Company and its subsidiaries together referred to as "the Group"), which comprise the consolidated balance sheet as at 31 March 2026, and the consolidated statement of profit and loss (including other comprehensive income), consolidated statement of changes in equity and consolidated statement of cash flows for the year then ended, and notes to the consolidated financial statements, including material accounting policies and other explanatory information (hereinafter referred to as "the consolidated financial statements").

In our opinion and to the best of our information and according to the explanations given to us, and based on the consideration of report of the other auditors on separate financial statements of such subsidiary as was audited by the other auditors, the aforesaid consolidated financial statements give the information required by the Companies Act, 2013 ("Act") in the manner so required and give a true and fair view in conformity with the accounting principles generally accepted in India, of the consolidated state of affairs of the Group as at 31 March 2026, of its consolidated profit and other comprehensive income, consolidated changes in equity and consolidated cash flows for the year then ended.

### BASIS FOR OPINION

We conducted our audit in accordance with the Standards on Auditing (SAs) specified under Section 143(10) of the Act. Our responsibilities under those SAs are further described in the *Auditor's Responsibilities for the Audit of the Consolidated Financial Statements* section of our report. We are independent of the Group in accordance with the ethical requirements that are relevant to our audit of the consolidated financial statements in terms of the Code of Ethics issued by the Institute of Chartered Accountants of India and the relevant provisions of the Act, and we have fulfilled our other ethical responsibilities in accordance with these requirements. We believe that the audit evidence obtained by us along with the consideration of report of the other auditors referred to in paragraph (a) of the "Other Matters" section below, is sufficient and appropriate to provide a basis for our opinion on the consolidated financial statements.

### KEY AUDIT MATTERS

Key audit matters are those matters that, in our professional judgment, were of most significance in our audit of the consolidated financial statements of the current period. These matters were addressed in the context of our audit of the consolidated financial statements as a whole, and in forming our opinion thereon, and we do not provide a separate opinion on these matters.

### REVENUE RECOGNITION - DISCOUNTS AND REBATES

See Note 28 to consolidated financial statements

The key audit matter	How the matter was addressed in our audit
<p>The principal products of the Holding Company comprise of agro-chemicals. As disclosed in note 28 to the consolidated financial statements, the revenue is measured net of any discounts and rebates to customers.</p> <p>The estimation of discounts and rebates is dependent on various factors. These include factors such as climatic conditions, achievement of the sales targets by the dealers and distributors, some of which are beyond the control of the Holding Company.</p> <p>As a result, certain discounts and rebates related to the goods sold during the year are only finalized in future years when the precise amounts of revenue are known after offsetting goods returned by the customers, if any.</p> <p>Accordingly, the variable consideration is the portion of discounts and rebates, not directly deducted on the invoice. Further, the value and timing of rebates for products varies from period to period, and the schemes can span beyond the</p>	<p>In view of the significance of the matter we applied the following audit procedures in this area, among others to obtain sufficient appropriate audit evidence:</p> <ul style="list-style-type: none"> <li>Understanding the process followed by the holding company to determine the amount of accrual for discounts and rebates.</li> <li>Testing the design, implementation and operating effectiveness of holding company's key IT and manual controls over rebates arrangements, rebate payments/settlements and holding company's evaluation over the discounts and rebates accruals.</li> <li>Performing substantive testing by selecting samples using statistical sampling for discounts and rebates transactions recorded during the year as well as period end discounts and rebates accruals. Further, matching the parameters used in the computation with the relevant source documents.</li> </ul>

<b>The key audit matter</b>	<b>How the matter was addressed in our audit</b>
<p>year end. The unsettled portion of the variable consideration results in discounts and rebates due to customers as at year end. This requires estimation by the holding company for recognizing and measuring such amounts. This process includes recording an accrual under other current financial liabilities as at year end.</p> <p>Therefore, there is a risk of revenue being overstated due to fraud through manipulation of discounts and rebates accruals recognised. This could arise from pressure the holding company may feel to achieve performance targets at the year end. We identified the evaluation of accrual for discounts and rebates as a key audit matter.</p>	<ul style="list-style-type: none"> <li>• Checking completeness of discounts and rebates accruals by subsequent settlement (i.e. payments and credit notes) made after year end which affect FY 2025-26 and accuracy of the data used by the holding company for accruals of discounts and rebates.</li> <li>• Testing a selection of discounts and rebates accruals recorded after 31 March, 2026 and assessing the period of revenue recognition to which the discount or rebate relates to.</li> <li>• Critically assessing manual journal entries posted to revenue to identify unusual items. Examining the underlying documentation related to these entries.</li> </ul>

## **IMPAIRMENT ASSESSMENT OF GOODWILL ON ACQUISITION OF BARRIX AGRO SCIENCES PRIVATE LIMITED**

See Note 6 to consolidated financial statements

<b>The key audit matter</b>	<b>How the matter was addressed in our audit</b>
<p>As disclosed in note 6 to the consolidated financial statements, the goodwill includes Rs 604.41 million as on 31 March 2026.</p> <p>The recoverable value of the goodwill which is based on the value in use model, has been derived from discounted forecast cash flow model. This model requires the holding company to make significant assumptions such as discount rate, near and long-term revenue growth rate and projected margins. These assumptions involve inherent uncertainty as they are based on future business prospects and economic outlook.</p> <p>Due to the sensitivity of discount rate and near and long-term revenue growth rates, even minor changes could have a significant impact on the recoverable value. As a result, we have identified the impairment of Goodwill on acquisition of Barrix Agro Sciences Private Limited to be a key audit matter.</p>	<p>In view of the significance of the matter we applied the following audit procedures in this area, among others to obtain sufficient appropriate audit evidence:</p> <ul style="list-style-type: none"> <li>• Understanding the process followed by the holding company in respect of the annual impairment analysis for goodwill.</li> <li>• Testing the design, implementation and operating effectiveness of key internal controls related to the holding company's process for evaluating the annual impairment analysis. This includes testing the controls over determination of discount rate, near and long-term revenue growth rate and projected margins.</li> <li>• Evaluating the completeness and accuracy of the key estimates. This includes testing key inputs including inter alia forecasted revenue, discount rate, growth rate based on our knowledge of the Group and the industry.</li> <li>• Challenging the assumptions, particularly forecasted revenue growth rate and margins based on our knowledge of the Group and market. Assessing historical accuracy by comparing past forecasts to actual results achieved.</li> <li>• Involving the valuation professionals with specialised skills and knowledge to assist in evaluating the impairment model used and assumptions. The impairment model consists of assumptions such as discount rate and long term sales growth rate. These assumptions are compared to a range of independently developed rates using publicly available market indices and data for comparable entities. Applying additional sensitivities to assess the above key assumptions.</li> <li>• Performing a sensitivity analysis to evaluate the impact of change in key assumption individually or collectively to the recoverable value.</li> <li>• Evaluating the adequacy of the disclosures in respect of its impairment testing.</li> </ul>

## **OTHER INFORMATION**

The Holding Company's Management and Board of Directors are responsible for the other information. The other information comprises the information included in the annual report, but does not include the financial statements and auditor's report thereon. The annual report is expected to be made available to us after the date of this auditor's report.

Our opinion on the consolidated financial statements does not cover the other information and we will not express any form of assurance conclusion thereon.

In connection with our audit of the consolidated financial statements, our responsibility is to read the other information identified above when it becomes available and, in doing so, consider whether the other information is materially inconsistent with the consolidated financial statements or our knowledge obtained in the audit, or otherwise appears to be materially misstated.

When we read the annual report, if we conclude that there is a material misstatement therein, we are required to communicate the matter to those charged with governance and take necessary actions, as applicable under the relevant laws and regulations.

#### **MANAGEMENT'S AND BOARD OF DIRECTORS' RESPONSIBILITIES FOR THE CONSOLIDATED FINANCIAL STATEMENTS**

The Holding Company's Management and Board of Directors are responsible for the preparation and presentation of these consolidated financial statements in term of the requirements of the Act that give a true and fair view of the consolidated state of affairs, consolidated profit/ loss and other comprehensive income, consolidated statement of changes in equity and consolidated cash flows of the Group in accordance with the accounting principles generally accepted in India, including the Indian Accounting Standards (Ind AS) specified under Section 133 of the Act. The respective Management and Board of Directors of the companies included in the Group are responsible for maintenance of adequate accounting records in accordance with the provisions of the Act for safeguarding the assets of each company and for preventing and detecting frauds and other irregularities; the selection and application of appropriate accounting policies; making judgments and estimates that are reasonable and prudent; and the design, implementation and maintenance of adequate internal financial controls, that were operating effectively for ensuring the accuracy and completeness of the accounting records, relevant to the preparation and presentation of the consolidated financial statements that give a true and fair view and are free from material misstatement, whether due to fraud or error, which have been used for the purpose of preparation of the consolidated financial statements by the Management and Board of Directors of the Holding Company, as aforesaid.

In preparing the consolidated financial statements, the respective Management and Board of Directors of the companies included in the Group are responsible for assessing the ability of each company to continue as a going concern, disclosing, as applicable, matters related to going concern and using the going concern basis of accounting unless the respective Board of Directors either intends to liquidate the Company or to cease operations, or has no realistic alternative but to do so.

The respective Board of Directors of the companies included in the Group are responsible for overseeing the financial reporting process of each company.

#### **AUDITOR'S RESPONSIBILITIES FOR THE AUDIT OF THE CONSOLIDATED FINANCIAL STATEMENTS**

Our objectives are to obtain reasonable assurance about whether the consolidated financial statements as a whole are free from material misstatement, whether due to fraud or error, and to issue an auditor's report that includes our opinion. Reasonable assurance is a high level of assurance, but is not a guarantee that an audit conducted in accordance with SAs will always detect a material misstatement when it exists. Misstatements can arise from fraud or error and are considered material if, individually or in the aggregate, they could reasonably be expected to influence the economic decisions of users taken on the basis of these consolidated financial statements.

As part of an audit in accordance with SAs, we exercise professional judgment and maintain professional skepticism throughout the audit. We also:

- Identify and assess the risks of material misstatement of the consolidated financial statements, whether due to fraud or error, design and perform audit procedures responsive to those risks, and obtain audit evidence that is sufficient and appropriate to provide a basis for our opinion. The risk of not detecting a material misstatement resulting from fraud is higher than for one resulting from error, as fraud may involve collusion, forgery, intentional omissions, misrepresentations, or the override of internal control.
- Obtain an understanding of internal control relevant to the audit in order to design audit procedures that are appropriate in the circumstances. Under Section 143(3)(i) of the Act, we are also responsible for expressing our opinion on whether the Company has adequate internal financial controls with reference to financial statements in place and the operating effectiveness of such controls.

- Evaluate the appropriateness of accounting policies used and the reasonableness of accounting estimates and related disclosures made by the Management and Board of Directors.
- Conclude on the appropriateness of the Management and Board of Directors use of the going concern basis of accounting in preparation of consolidated financial statements and, based on the audit evidence obtained, whether a material uncertainty exists related to events or conditions that may cast significant doubt on the appropriateness of this assumption. If we conclude that a material uncertainty exists, we are required to draw attention in our auditor's report to the related disclosures in the consolidated financial statements or, if such disclosures are inadequate, to modify our opinion. Our conclusions are based on the audit evidence obtained up to the date of our auditor's report. However, future events or conditions may cause the Group to cease to continue as a going concern.
- Evaluate the overall presentation, structure and content of the consolidated financial statements, including the disclosures, and whether the consolidated financial statements represent the underlying transactions and events in a manner that achieves fair presentation.
- Obtain sufficient appropriate audit evidence regarding the financial statements of such entities or business activities within the Group to express an opinion on the consolidated financial statements. We are responsible for the direction, supervision and performance of the audit of the financial statements of such entities included in the consolidated financial statements of which we are the independent auditors. For the other entity included in the consolidated financial statements, which have been audited by other auditors, such other auditors remain responsible for the direction, supervision and performance of the audit carried out by them. We remain solely responsible for our audit opinion. Our responsibilities in this regard are further described in paragraph (a) of the section titled "Other Matters" in this audit report.

We communicate with those charged with governance of the Holding Company, regarding, among other matters, the planned scope and timing of the audit and significant audit findings, including any significant deficiencies in internal control that we identify during our audit.

We also provide those charged with governance with a statement that we have complied with relevant ethical requirements regarding independence, and to communicate with them all relationships and other matters that may reasonably be thought to bear on our independence, and where applicable, related safeguards.

From the matters communicated with those charged with governance, we determine those matters that were of most significance in the audit of the consolidated financial statements of the current period and are therefore the key audit matters. We describe these matters in our auditor's report unless law or regulation precludes public disclosure about the matter or when, in extremely rare circumstances, we determine that a matter should not be communicated in our report because the adverse consequences of doing so would reasonably be expected to outweigh the public interest benefits of such communication.

## OTHER MATTERS

- a. We did not audit the financial statements of one subsidiary, whose financial statements reflects total assets (before consolidation adjustments) of Rs 575.67 million as at 31 March 2026, total revenues (before consolidation adjustments) of Rs 906.33 million and net cash outflows (before consolidation adjustments) amounting to Rs 24.74 million for the year ended on that date, as considered in the consolidated financial statements. These financial statements have been audited by other auditors whose report have been furnished to us by the Management and our opinion on the consolidated financial statements, in so far as it relates to the amounts and disclosures included in respect of this subsidiary, and our report in terms of sub-section (3) of Section 143 of the Act, in so far as it relates to the aforesaid subsidiary is based solely on the report of the other auditors.

Our opinion on the consolidated financial statements, and our report on Other Legal and Regulatory Requirements below, is not modified in respect of the above matters with respect to our reliance on the work done and the report of the other auditors.

- b. The financial statements of one subsidiary, whose financial statements reflects total assets (before consolidation adjustments) of Rs 9.31 million as at 31 March 2026, total revenues (before consolidation adjustments) of Rs 0.03 million and net cash outflows (before consolidation adjustments) amounting to Rs 1.03 million for the year ended on that date, as considered in the consolidated financial statements, have not been audited either by us or by other auditors. These unaudited financial statements have been furnished to us by the Management and our opinion on the consolidated financial statements, in so far as it relates to the amounts and disclosures included in respect of this subsidiary, and our report in terms of sub-section (3) of Section 143 of the Act in so far as it relates to the aforesaid subsidiary, is based solely

on such unaudited financial statements. In our opinion and according to the information and explanations given to us by the Management, these financial statements are not material to the Group.

Our opinion on the consolidated financial statements, and our report on Other Legal and Regulatory Requirements below, is not modified in respect of this matter with respect to the financial statements certified by the Management.

#### **REPORT ON OTHER LEGAL AND REGULATORY REQUIREMENTS**

1. As required by the Companies (Auditor's Report) Order, 2020 ("the Order") issued by the Central Government of India in terms of Section 143(11) of the Act, we give in the "Annexure A" a statement on the matters specified in paragraphs 3 and 4 of the Order, to the extent applicable.
2. A. As required by Section 143(3) of the Act, based on our audit and on the consideration of report of the other auditors on separate financial statements of such subsidiary, as was audited by other auditors, as noted in the "Other Matters" paragraph (a), we report, to the extent applicable, that:
  - a. We have sought and obtained all the information and explanations which to the best of our knowledge and belief were necessary for the purposes of our audit of the aforesaid consolidated financial statements.
  - b. In our opinion, proper books of account as required by law relating to preparation of the aforesaid consolidated financial statements have been kept so far as it appears from our examination of those books and the report of the other auditors except for the matters stated in the paragraph 2B(f) below on reporting under Rule 11(g) of the Companies (Audit and Auditors) Rules, 2014.
  - c. The consolidated balance sheet, the consolidated statement of profit and loss (including other comprehensive income), the consolidated statement of changes in equity and the consolidated statement of cash flows dealt with by this Report are in agreement with the relevant books of account maintained for the purpose of preparation of the consolidated financial statements.
  - d. In our opinion, the aforesaid consolidated financial statements comply with the Ind AS specified under Section 133 of the Act.
  - e. On the basis of the written representations received from the directors of the Holding Company between 01 April 2026 and 16 April 2026 taken on record by the Board of Directors of the Holding Company and the report of the statutory auditors of its subsidiary company incorporated in India, none of the directors of the Group companies incorporated in India is disqualified as on 31 March 2026 from being appointed as a director in terms of Section 164(2) of the Act.
  - f. The modifications relating to the maintenance of accounts and other matters connected therewith are as stated in the 2A(b) above on reporting under Section 143(3)(b) of the Act and paragraph 2B(f) below on reporting under Rule 11(g) of the Companies (Audit and Auditors) Rules, 2014.
  - g. With respect to the adequacy of the internal financial controls with reference to financial statements of the Holding Company and its subsidiary company incorporated in India and the operating effectiveness of such controls, refer to our separate Report in "Annexure B".
- B. With respect to the other matters to be included in the Auditor's Report in accordance with Rule 11 of the Companies (Audit and Auditors) Rules, 2014, in our opinion and to the best of our information and according to the explanations given to us and based on the consideration of the report of the other auditors on separate financial statements of the subsidiary, as noted in the "Other Matters" paragraph (a):
  - a. The consolidated financial statements disclose the impact of pending litigations as at 31 March 2026 on the consolidated financial position of the Group. Refer Note 46A to the consolidated financial statements.
  - b. The Group did not have any material foreseeable losses on long-term contracts during the year ended 31 March 2026. Provision has been made in the consolidated financial statements, as required under the applicable law or Ind AS, for material foreseeable losses, on derivative contracts - Refer Note 55 to the consolidated financial statements.
  - c. There has been no delay in transferring amounts to the Investor Education and Protection Fund by the Holding Company during the year ended 31 March 2026.

- d. (i) The respective management of the Holding Company and its subsidiary company incorporated in India whose financial statements have been audited under the Act have represented to us and the other auditors of such subsidiary company that, to the best of its knowledge and belief, as disclosed in the Note 52(v) to the consolidated financial statements, no funds have been advanced or loaned or invested (either from borrowed funds or share premium or any other sources or kind of funds) by the Holding Company or any of such subsidiary company to or in any other person(s) or entity(ies), including foreign entities ("Intermediaries"), with the understanding, whether recorded in writing or otherwise, that the Intermediary shall directly or indirectly lend or invest in other persons or entities identified in any manner whatsoever by or on behalf of the Holding Company or any of such subsidiary company ("Ultimate Beneficiaries") or provide any guarantee, security or the like on behalf of the Ultimate Beneficiaries.
- (ii) The respective management of the Holding Company and its subsidiary company incorporated in India whose financial statements have been audited under the Act have represented to us and the other auditors of such subsidiary company that, to the best of its knowledge and belief, as disclosed in the Note 52(vi) to the consolidated financial statements, no funds have been received by the Holding Company or any of such subsidiary company from any person(s) or entity(ies), including foreign entities ("Funding Parties"), with the understanding, whether recorded in writing or otherwise, that the Holding Company or any of such subsidiary company shall directly or indirectly, lend or invest in other persons or entities identified in any manner whatsoever by or on behalf of the Funding Parties ("Ultimate Beneficiaries") or provide any guarantee, security or the like on behalf of the Ultimate Beneficiaries.
- (iii) Based on the audit procedures that have been considered reasonable and appropriate in the circumstances, nothing has come to our notice that has caused us to believe that the representations under sub-clause (i) and (ii) of Rule 11(e), as provided under (i) and (ii) above, contain any material misstatement.
- e. The final dividend paid by the Holding Company during the year, in respect of the same declared for the previous year, is in accordance with Section 123 of the Act to the extent it applies to payment of dividend.
- As stated in Note 20(f) to the consolidated financial statements, the Board of Directors of the Holding Company have proposed final dividend for the year which is subject to the approval of the members at the ensuing Annual General Meeting. The dividend declared is in accordance with Section 123 of the Act to the extent it applies to declaration of dividend.
- f. Based on our examination which included test checks and that performed by the independent auditors of the subsidiary company incorporated in India whose financial statements have been audited under the act, except that in case of Holding Company for data changes performed by users having privileged access, the Holding Company and subsidiary company have used accounting software for maintaining its books of account which has a feature of recording audit trail (edit log) facility and the same has operated throughout the year for all relevant transactions recorded in the software. Further, where audit trail (edit log) facility was enabled and operated throughout the year for the accounting software, we and the independent auditors of above referred subsidiary company did not come across any instance of the audit trail feature being tampered with. Additionally, except where audit trail was not enabled in the prior year by the Holding Company, the audit trail has been preserved by the Holding Company and subsidiary company as per the statutory requirements for record retention.
- C. With respect to the matter to be included in the Auditor's Report under Section 197(16) of the Act:
- In our opinion and according to the information and explanations given to us, the remuneration paid during the current year by the Holding Company to its directors is in accordance with the provisions of Section 197 of the Act. The remuneration paid to any director by the Holding Company is not in excess of the limit laid down under Section 197 of the Act. The Ministry of Corporate Affairs has not prescribed other details under Section 197(16) of the Act which are required to be commented upon by us.

For **B S R & Co. LLP**  
Chartered Accountants  
Firm's Registration No.: 101248W/W-100022

**Farhad Bamji**  
Partner

Membership No.: 105234  
ICAI UDIN: 26105234GSFWZA3115

Place : Mumbai  
Date : 26 May 2026

## ANNEXURE A

To the Independent Auditor's Report on the Consolidated Financial Statements of Sumitomo Chemical India Limited for the year ended 31 March 2026

(Referred to in paragraph 1 under 'Report on Other Legal and Regulatory Requirements' section of our report of even date)

- (i) In our opinion and according to the information and explanations given to us, following companies incorporated in India and included in the consolidated financial statements, have unfavourable remarks, qualification or adverse remarks given by the respective auditors in their reports under the Companies (Auditor's Report) Order, 2020 (CARO):

Sr. No.	Name of the entities	CIN	Holding Company/ Subsidiary	Clause number of the CARO report which is unfavourable or qualified or adverse
1	Sumitomo Chemical India Limited	L24110MH2000PLC12 4224	Holding Company	Clause (i)(c)

For **B S R & Co. LLP**  
Chartered Accountants  
Firm's Registration No.: 101248W/W-100022

**Farhad Bamji**  
Partner  
Membership No.: 105234  
ICAI UDIN: 26105234GSFWZA3115

Place : Mumbai  
Date : 26 May 2026

# ANNEXURE B

**To the Independent Auditor's Report on the consolidated financial statements of Sumitomo Chemical India Limited for the year ended 31 March 2026**

**Report on the internal financial controls with reference to the aforesaid consolidated financial statements under Clause (i) of Sub-section 3 of Section 143 of the Act**

**(Referred to in paragraph 2(A)(g) under 'Report on Other Legal and Regulatory Requirements' section of our report of even date)**

## **OPINION**

In conjunction with our audit of the consolidated financial statements of Sumitomo Chemical India Limited (hereinafter referred to as "the Holding Company") as of and for the year ended 31 March 2026, we have audited the internal financial controls with reference to financial statements of the Holding Company and such company incorporated in India under the Act which is its subsidiary company, as of that date.

In our opinion and based on the consideration of report of the other auditors on internal financial controls with reference to financial statements of subsidiary company, as was audited by the other auditors, the Holding Company and such company incorporated in India which is its subsidiary company, have, in all material respects, adequate internal financial controls with reference to financial statements and such internal financial controls were operating effectively as at 31 March 2026, based on the internal financial controls with reference to financial statements criteria established by such companies considering the essential components of such internal controls stated in the Guidance Note on Audit of Internal Financial Controls Over Financial Reporting issued by the Institute of Chartered Accountants of India (the "Guidance Note").

## **MANAGEMENT'S AND BOARD OF DIRECTORS' RESPONSIBILITIES FOR INTERNAL FINANCIAL CONTROLS**

The respective company's Management and the Board of Directors are responsible for establishing and maintaining internal financial controls based on the internal financial controls with reference to financial statements criteria established by the respective company considering the essential components of internal control stated in the Guidance Note. These responsibilities include the design, implementation and maintenance of adequate internal financial controls that were operating effectively for ensuring the orderly and efficient conduct of its business, including adherence to the respective company's policies, the safeguarding of its assets, the prevention and detection of frauds and errors, the accuracy and completeness of the accounting records, and the timely preparation of reliable financial information, as required under the Act.

## **AUDITOR'S RESPONSIBILITY**

Our responsibility is to express an opinion on the internal financial controls with reference to financial statements based on our audit. We conducted our audit in accordance with the Guidance Note and the Standards on Auditing, prescribed under Section 143(10) of the Act, to the extent applicable to an audit of internal financial controls with reference to financial statements. Those Standards and the Guidance Note require that we comply with ethical requirements and plan and perform the audit to obtain reasonable assurance about whether adequate internal financial controls with reference to financial statements were established and maintained and if such controls operated effectively in all material respects.

Our audit involves performing procedures to obtain audit evidence about the adequacy of the internal financial controls with reference to financial statements and their operating effectiveness. Our audit of internal financial controls with reference to financial statements included obtaining an understanding of internal financial controls with reference to financial statements, assessing the risk that a material weakness exists, and testing and evaluating the design and operating effectiveness of internal control based on the assessed risk. The procedures selected depend on the auditor's judgement, including the assessment of the risks of material misstatement of the consolidated financial statements, whether due to fraud or error.

We believe that the audit evidence we have obtained and the audit evidence obtained by the other auditors of the relevant subsidiary company in terms of their report referred to in the Other Matters paragraph below, is sufficient and appropriate to provide a basis for our audit opinion on the internal financial controls with reference to financial statements.

**MEANING OF INTERNAL FINANCIAL CONTROLS WITH REFERENCE TO FINANCIAL STATEMENTS**

A company's internal financial controls with reference to financial statements is a process designed to provide reasonable assurance regarding the reliability of financial reporting and the preparation of financial statements for external purposes in accordance with generally accepted accounting principles. A company's internal financial controls with reference to financial statements include those policies and procedures that (1) pertain to the maintenance of records that, in reasonable detail, accurately and fairly reflect the transactions and dispositions of the assets of the company; (2) provide reasonable assurance that transactions are recorded as necessary to permit preparation of financial statements in accordance with generally accepted accounting principles, and that receipts and expenditures of the company are being made only in accordance with authorisations of management and directors of the company; and (3) provide reasonable assurance regarding prevention or timely detection of unauthorised acquisition, use, or disposition of the company's assets that could have a material effect on the financial statements.

**INHERENT LIMITATIONS OF INTERNAL FINANCIAL CONTROLS WITH REFERENCE TO FINANCIAL STATEMENTS**

Because of the inherent limitations of internal financial controls with reference to financial statements, including the possibility of collusion or improper management override of controls, material misstatements due to error or fraud may occur and not be detected. Also, projections of any evaluation of the internal financial controls with reference to financial statements to future periods are subject to the risk that the internal financial controls with reference to financial statements may become inadequate because of changes in conditions, or that the degree of compliance with the policies or procedures may deteriorate.

**OTHER MATTER**

Our aforesaid report under Section 143(3)(i) of the Act on the adequacy and operating effectiveness of the internal financial controls with reference to financial statements in so far as it relates to one subsidiary company, which is a company incorporated in India, is based on the corresponding report of the auditors of such company incorporated in India.

Our opinion is not modified in respect of above matter.

For **B S R & Co. LLP**  
Chartered Accountants  
Firm's Registration No.: 101248W/W-100022

**Farhad Bamji**  
Partner

Membership No.: 105234  
ICAI UDIN: 26105234GSFWZA3115

Place : Mumbai  
Date : 26 May 2026

# CONSOLIDATED BALANCE SHEET

AS AT 31 MARCH 2026

(Currency: Indian Rupees in Millions, unless otherwise stated)

	Notes	As at 31 March 2026	As at 31 March 2025
<b>I. ASSETS</b>			
<b>(1) Non-current assets</b>			
(a) Property, plant and equipment	3	4,372.88	4,257.50
(b) Capital work-in-progress	4	25.28	93.57
(c) Right-of-use assets	5	713.66	634.97
(d) Goodwill	6	604.41	604.41
(e) Other intangible assets	6	76.04	66.52
(f) Intangible assets under development	7	172.34	191.33
(g) Financial assets			
(i) Investments	8	2,655.01	670.73
(ii) Loans	9	1,504.23	1,752.06
(iii) Others financial assets	10	863.56	726.59
(h) Deferred tax assets (net)	37	4.27	11.53
(i) Other tax assets (net)		257.48	375.27
(j) Other non-current assets	11	91.22	56.76
<b>Total non-current assets</b>		<b>11,340.38</b>	<b>9,441.24</b>
<b>(2) Current assets</b>			
(a) Inventories	12	7,661.22	7,036.61
(b) Financial assets			
(i) Investments	13	8,871.68	4,572.37
(ii) Trade receivables	14	7,356.09	7,833.68
(iii) Cash and cash equivalents	15	689.15	382.33
(iv) Bank balances other than cash and cash equivalents mentioned in (iii) above	16	517.73	45.57
(v) Loans	17	3,408.59	1,018.80
(vi) Other financial assets	18	3,434.08	8,144.82
(c) Other current assets	19	1,462.99	1,168.86
<b>Total current assets</b>		<b>33,401.53</b>	<b>30,203.04</b>
<b>TOTAL ASSETS</b>		<b>44,741.91</b>	<b>39,644.28</b>
<b>II. EQUITY AND LIABILITIES</b>			
<b>(1) Equity</b>			
(a) Equity share capital	20	4,991.46	4,991.46
(b) Other equity	21	28,905.23	24,019.99
Equity attributable to owners of the Company		<b>33,896.69</b>	<b>29,011.45</b>
(c) Non-controlling interests		41.14	39.35
<b>Total equity</b>		<b>33,937.83</b>	<b>29,050.80</b>
<b>(2) Liabilities</b>			
<b>Non-current liabilities</b>			
(a) Financial liabilities			
(i) Borrowings	22	13.35	-
(ii) Lease liabilities	41	404.26	327.81
(b) Provisions	23	409.16	348.23
(c) Deferred tax liabilities (net)	37	279.19	265.66
<b>Total non-current liabilities</b>		<b>1,105.96</b>	<b>941.70</b>
<b>Current liabilities</b>			
(a) Financial liabilities			
(i) Borrowings	22	1.65	-
(ii) Lease liabilities	41	213.74	191.12
(iii) Trade payables			
- total outstanding dues of micro enterprises and small enterprises	24	406.87	321.12
- total outstanding dues of creditors other than micro enterprises and small enterprises	24	3,564.07	4,572.54
(iv) Other financial liabilities	25	4,547.42	3,773.27
(b) Other current liabilities	26	692.49	644.14
(c) Provisions	27	128.55	93.45
(d) Current tax liabilities		143.33	56.14
<b>Total current liabilities</b>		<b>9,698.12</b>	<b>9,651.78</b>
<b>Total liabilities</b>		<b>10,804.08</b>	<b>10,593.48</b>
<b>TOTAL EQUITY AND LIABILITIES</b>		<b>44,741.91</b>	<b>39,644.28</b>
Material accounting policies	2.1		
The accompanying notes 1 to 55 are an integral part of these consolidated financial statements.			

As per our report of even date attached  
For **B S R & Co. LLP**  
Chartered Accountants  
Firm's Registration No: 101248W/W-100022

**Farhad Bamji**  
Partner  
Membership No: 105234  
Place: Mumbai  
Date: 26 May 2026

For and on behalf of the Board of Directors of  
**Sumitomo Chemical India Limited**  
CIN: L24110MH2000PLC124224

**Chetan Shah**  
Managing Director  
DIN: 00488127  
Place: Mumbai  
Date: 26 May 2026

**Sushil Marfatia**  
Executive Director  
DIN: 07618601  
Place: Mumbai  
Date: 26 May 2026

**Anil Nawal**  
Chief Financial Officer  
Place: Mumbai  
Date: 26 May 2026

**Deepika Trivedi**  
Company Secretary  
Membership No: A30138  
Place: Mumbai  
Date: 26 May 2026

# CONSOLIDATED STATEMENT OF PROFIT AND LOSS

FOR THE YEAR ENDED 31 MARCH 2026

(Currency: Indian Rupees in Millions, unless otherwise stated)

	Notes	For the year ended 31 March 2026	For the year ended 31 March 2025
<b>I. INCOME</b>			
a. Revenue from operations	28	32,383.15	31,485.24
b. Other income	29	1,467.21	1,201.00
<b>Total income</b>		<b>33,850.36</b>	<b>32,686.24</b>
<b>II. EXPENSES</b>			
a. Cost of materials consumed	30	16,509.00	15,921.15
b. Purchases of stock-in-trade		2,346.98	3,155.41
c. Changes in inventories of finished goods, work-in-progress and stock-in-trade	31	(81.98)	(487.32)
d. Employee benefits expense	32	2,737.81	2,646.61
e. Finance costs	33	78.25	58.60
f. Depreciation and amortisation expense	3, 5 & 6	661.22	660.58
g. Other expenses	34	4,162.69	3,928.86
<b>Total expenses</b>		<b>26,413.97</b>	<b>25,883.89</b>
<b>III. PROFIT BEFORE EXCEPTIONAL ITEMS AND TAX (I - II)</b>		<b>7,436.39</b>	<b>6,802.35</b>
<b>IV. EXCEPTIONAL ITEMS</b>	35	160.76	-
<b>V. PROFIT BEFORE TAX (III - IV)</b>		<b>7,275.63</b>	<b>6,802.35</b>
<b>VI. TAX EXPENSE:</b>			
a. Current tax	36	1,843.96	1,688.48
b. Adjustment of current tax in respect of earlier years	36	(18.85)	6.12
c. Deferred tax charge	36 & 37	24.15	54.42
d. Adjustment of deferred tax in respect of earlier years	36 & 37	(3.38)	(11.10)
<b>Total tax expenses</b>		<b>1,845.88</b>	<b>1,737.92</b>
<b>VII. PROFIT FOR THE YEAR (V - VI)</b>		<b>5,429.75</b>	<b>5,064.43</b>
<b>VIII. OTHER COMPREHENSIVE INCOME (OCI)</b>			
<b>a. Items that will not be reclassified to profit or loss</b>			
Remeasurements of defined benefit liability		72.75	(12.92)
Income tax related to items that will not be reclassified to profit or loss		(18.31)	3.25
		<b>54.44</b>	<b>(9.67)</b>
<b>b. Items that will be reclassified to profit or loss</b>			
Exchange difference arising on translation of foreign operations (net of tax)		1.80	(0.15)
<b>Total other comprehensive income for the year</b>		<b>56.24</b>	<b>(9.82)</b>
<b>IX. TOTAL COMPREHENSIVE INCOME FOR THE YEAR (VII + VIII)</b>		<b>5,485.99</b>	<b>5,054.61</b>
<b>Profit for the year</b>			
Attributable to:			
Owners of the Company		5,429.64	5,054.96
Non-controlling interests		0.11	9.47
<b>Other comprehensive income</b>			
Attributable to:			
Owners of the Company		54.56	(9.36)
Non-controlling interests		1.68	(0.46)
<b>Total comprehensive income</b>			
Attributable to:			
Owners of the Company		5,484.20	5,045.60
Non-controlling interests		1.79	9.01
<b>X. EARNINGS PER EQUITY SHARE (FACE VALUE OF ₹ 10 EACH)</b>			
Basic and diluted earnings per share (in ₹)	38	10.88	10.13
Material accounting policies	2.1		

As per our report of even date attached  
For **B S R & Co. LLP**  
Chartered Accountants  
Firm's Registration No: 101248W/W-100022

**Farhad Bamji**  
Partner  
Membership No: 105234  
Place: Mumbai  
Date: 26 May 2026

For and on behalf of the Board of Directors of  
**Sumitomo Chemical India Limited**  
CIN: L24110MH2000PLC124224

**Chetan Shah**  
Managing Director  
DIN: 00488127  
Place: Mumbai  
Date: 26 May 2026

**Sushil Marfatia**  
Executive Director  
DIN: 07618601  
Place: Mumbai  
Date: 26 May 2026

**Anil Nawal**  
Chief Financial Officer  
Place: Mumbai  
Date: 26 May 2026

**Deepika Trivedi**  
Company Secretary  
Membership No: A30138  
Place: Mumbai  
Date: 26 May 2026

# CONSOLIDATED STATEMENT OF CHANGES IN EQUITY

FOR THE YEAR ENDED 31 MARCH 2026

(Currency: Indian Rupees in Millions, unless otherwise stated)

## (a) EQUITY SHARE CAPITAL

	Note	Amount
As at 31 March 2024	20	4,991.46
Changes in equity share capital due to prior period errors		-
Restated balance as at 01 April 2024		4,991.46
Changes in equity share capital during the year		-
<b>As at 31 March 2025</b>	<b>20</b>	<b>4,991.46</b>
Changes in equity share capital due to prior period errors		-
Restated balance as at 01 April 2025		4,991.46
Changes in equity share capital during the year		-
<b>As at 31 March 2026</b>	<b>20</b>	<b>4,991.46</b>

## (b) OTHER EQUITY (REFER NOTE 21)

Particulars	Attributable to equity holders of Owners of the Company					Total	Non-controlling interests	Total other equity
	Reserves & surplus				Foreign currency translation reserve			
	General reserve	Securities premium	Retained earnings	Share based payment reserve				
<b>Balance as at 01 April 2024</b>	<b>14,767.82</b>	<b>2,350.60</b>	<b>2,274.64</b>	<b>0.59</b>	<b>30.56</b>	<b>19,424.21</b>	<b>29.75</b>	<b>19,453.96</b>
Profit for the year	-	-	5,054.96	-	-	5,054.96	9.47	5,064.43
Other comprehensive income for the year (net of tax)	-	-	(9.21)	-	(0.15)	(9.36)	(0.46)	(9.82)
Transferred on account of remeasurement of ESOPs allotted	-	-	-	(0.59)	-	(0.59)	0.59	-
<b>Total comprehensive income for the year</b>	<b>-</b>	<b>-</b>	<b>5,045.75</b>	<b>(0.59)</b>	<b>(0.15)</b>	<b>5,045.01</b>	<b>9.60</b>	<b>5,054.61</b>
Compensation option granted by subsidiary	-	-	-	-	-	-	-	-
Dividend on equity shares for the year	-	-	(449.23)	-	-	(449.23)	-	(449.23)
Transfer to general reserve	3,250.00	-	(3,250.00)	-	-	-	-	-
<b>Balance as at 31 March 2025</b>	<b>18,017.82</b>	<b>2,350.60</b>	<b>3,621.16</b>	<b>-</b>	<b>30.41</b>	<b>24,019.99</b>	<b>39.35</b>	<b>24,059.34</b>
Profit for the year	-	-	5,429.64	-	-	5,429.64	0.11	5,429.75
Other comprehensive income for the year (net of tax)	-	-	52.76	-	1.80	54.56	1.68	56.24
<b>Total comprehensive income for the year</b>	<b>-</b>	<b>-</b>	<b>5,482.40</b>	<b>-</b>	<b>1.80</b>	<b>5,484.20</b>	<b>1.79</b>	<b>5,485.99</b>
<b>Transactions with owners of the Company</b>								
Contributions and distributions								
Transfer to general reserve	3,500.00	-	(3,500.00)	-	-	-	-	-
Dividend on equity shares	-	-	(598.97)	-	-	(598.97)	-	(598.97)
<b>Total contributions and distributions</b>	<b>3,500.00</b>	<b>-</b>	<b>(4,098.97)</b>	<b>-</b>	<b>-</b>	<b>(598.97)</b>	<b>-</b>	<b>(598.97)</b>
Changes in ownership interest	-	-	-	-	-	-	-	-
<b>Total transactions with owners of the Company</b>	<b>3,500.00</b>	<b>-</b>	<b>(4,098.97)</b>	<b>-</b>	<b>-</b>	<b>(598.97)</b>	<b>-</b>	<b>(598.97)</b>
<b>Balance at 31 March 2026</b>	<b>21,517.82</b>	<b>2,350.60</b>	<b>5,004.60</b>	<b>-</b>	<b>32.21</b>	<b>28,905.23</b>	<b>41.14</b>	<b>28,946.36</b>

Refer note 21B for nature and purpose of reserves

As per our report of even date attached  
For **B S R & Co. LLP**  
Chartered Accountants  
Firm's Registration No: 101248W/W-100022

For and on behalf of the Board of Directors of  
**Sumitomo Chemical India Limited**  
CIN: L24110MH2000PLC124224

**Farhad Bamji**  
Partner  
Membership No: 105234  
Place: Mumbai  
Date: 26 May 2026

**Chetan Shah**  
Managing Director  
DIN: 00488127  
Place: Mumbai  
Date: 26 May 2026

**Sushil Marfatia**  
Executive Director  
DIN: 07618601  
Place: Mumbai  
Date: 26 May 2026

**Anil Nawal**  
Chief Financial Officer  
Place: Mumbai  
Date: 26 May 2026

**Deepika Trivedi**  
Company Secretary  
Membership No: A30138  
Place: Mumbai  
Date: 26 May 2026

# CONSOLIDATED STATEMENT OF CASH FLOWS

FOR THE YEAR ENDED 31 MARCH 2026

(Currency: Indian Rupees in Millions, unless otherwise stated)

	For the year ended 31 March 2026	For the year ended 31 March 2025
<b>A. CASH FLOWS FROM OPERATING ACTIVITIES</b>		
Profit before tax as per statement of Profit and Loss	7,275.63	6,802.35
<b>Adjustments for:</b>		
Depreciation and amortisation expense	661.22	660.58
Expected credit loss allowance on trade receivables (including bad debts written off)	136.58	19.13
Rent Received	(1.98)	(0.72)
Sundry balance written off	0.42	1.40
Net (profit) / loss on sale of property, plant and equipment, E-waste Property, plant and equipment written off (including capital work-in-progress)	(2.58)	0.80
Gain on sale of financial assets measured at FVTPL	7.43	-
Liabilities no longer required written back (net)	(418.39)	(161.80)
Interest income	(1.40)	(7.10)
Fair valuation gain on financial assets measured at FVTPL	(821.35)	(822.82)
Finance costs	(124.67)	(203.09)
Dividend income	66.52	47.03
Unrealised exchange differences (net)	(0.05)	(0.01)
Provision for obsolete and slow moving inventory	(24.54)	(7.35)
Provision for obsolete and slow moving inventory	9.55	5.84
<b>Operating cash flows before working capital changes</b>	<b>6,762.39</b>	<b>6,334.24</b>
<b>Working capital adjustments</b>		
<b>Adjustments for (increase) / decrease in assets</b>		
Trade receivables	460.73	(692.52)
Inventories	(634.16)	(938.33)
Other non current and current assets	(289.08)	(181.27)
Other non current and current financial assets	(38.30)	51.49
<b>Adjustments for increase / (decrease) in liabilities</b>		
Trade payables	(966.59)	594.16
Non current and current provisions	168.78	62.42
Other non current and current financial liabilities	580.04	800.91
Other non current and current liabilities	49.75	122.68
<b>Cash flows generated from operating activities</b>	<b>6,093.56</b>	<b>6,153.78</b>
Income taxes paid (net)	(1,638.42)	(1,638.74)
<b>Net cash flows generated from operating activities (A)</b>	<b>4,455.14</b>	<b>4,515.04</b>
<b>B. CASH FLOWS FROM INVESTING ACTIVITIES</b>		
Purchase of property, plant and equipment, intangible assets, and capital work-in-progress (net of capital advances and reimbursement of insurance claim)	(442.16)	(294.55)
Proceeds from sale of property, plant and equipment	21.47	8.69
Consideration for acquisition of subsidiary (Refer note 3 below)	-	-
Purchase of mutual funds	(11,371.05)	(7,039.46)
Proceeds from sale of mutual funds	8,471.44	6,188.17
Purchase of bonds	(3,068.92)	(818.06)
Proceeds from bonds	228.00	249.71
Movement in deposits with bank not considered as cash and cash equivalents :		
- Investments in deposits (having maturity of more than 3 months)	(4,802.43)	(8,347.09)
- Proceeds from deposits (having maturity of more than 3 months)	9,017.67	6,376.19
Deposit placed with corporates	(3,150.00)	(2,700.00)
Repayment of deposits placed with corporates	1,010.00	1,806.00
Interest received	764.42	649.80
Dividend received	0.05	0.01
Rent received	1.98	0.72
<b>Net cash flows used in investing activities (B)</b>	<b>(3,319.53)</b>	<b>(3,919.87)</b>

# CONSOLIDATED STATEMENT OF CASH FLOWS

FOR THE YEAR ENDED 31 MARCH 2026

(Currency: Indian Rupees in Millions, unless otherwise stated)

	For the year ended 31 March 2026	For the year ended 31 March 2025
<b>C. CASH FLOWS FROM FINANCING ACTIVITIES</b>		
Proceeds from long term borrowings	15.00	-
Repayment of short term borrowings	-	(5.06)
Principle payment of lease liabilities	(178.66)	(186.83)
Interest payment of lease liabilities	(66.52)	(47.03)
Dividend paid	(598.61)	(440.28)
<b>Net cash flows used in financing activities (C)</b>	<b>(828.79)</b>	<b>(679.20)</b>
<b>Net increase / (decrease) in cash and cash equivalents (A + B + C)</b>	<b>306.82</b>	<b>(84.03)</b>
<b>Cash and cash equivalents at the beginning of the year</b>	<b>382.33</b>	<b>466.36</b>
<b>Cash and cash equivalents at the end of the year (Refer note 15)</b>	<b>689.15</b>	<b>382.33</b>

## Notes:

1. The above cash flow statement has been prepared under the 'Indirect Method' as set out in the Ind AS 7, 'Statement of Cash Flows'.

2. Changes in lease liability arising from financing activities - refer note 41(a)

Particulars	For the year ended 31 March 2026	For the year ended 31 March 2025
Opening balances	518.93	297.43
Cash outflows	(245.18)	(233.86)
New leases	277.73	408.33
Accretion of interest	66.52	47.03
<b>Closing balance</b>	<b>618.00</b>	<b>518.93</b>

3. Changes in borrowings - refer note 22

Particulars	For the year ended 31 March 2026	For the year ended 31 March 2025
Opening balances		
Non-current borrowings	-	-
Current borrowings	-	-
Movements		
Non-current borrowings	13.35	-
Current borrowings	1.65	-
Closing balance		
Non-current borrowings	13.35	-
Current borrowings	1.65	-
<b>Closing balance</b>	<b>15.00</b>	<b>-</b>

Material accounting policies (Refer note 2.1)

The accompanying notes 1 to 55 are an integral part of these consolidated financial statements.

As per our report of even date attached  
For **B S R & Co. LLP**  
Chartered Accountants  
Firm's Registration No: 101248W/W-100022

For and on behalf of the Board of Directors of  
**Sumitomo Chemical India Limited**  
CIN: L24110MH2000PLC124224

**Farhad Bamji**  
Partner  
Membership No: 105234  
Place: Mumbai  
Date: 26 May 2026

**Chetan Shah**  
Managing Director  
DIN: 00488127  
Place: Mumbai  
Date: 26 May 2026

**Sushil Marfatia**  
Executive Director  
DIN: 07618601  
Place: Mumbai  
Date: 26 May 2026

**Anil Nawal**  
Chief Financial Officer  
Place: Mumbai  
Date: 26 May 2026

**Deepika Trivedi**  
Company Secretary  
Membership No: A30138  
Place: Mumbai  
Date: 26 May 2026

# NOTES TO CONSOLIDATED FINANCIAL STATEMENTS

FOR THE YEAR ENDED 31 MARCH 2026

(Currency: Indian Rupees in Millions, unless otherwise stated)

## 1 CORPORATE INFORMATION

The consolidated financial statements comprise financial statements of Sumitomo Chemical India Limited ('SCIL' or 'the Holding Company') and its subsidiaries (collectively, 'the Group') for the year ended 31 March 2026. The Holding Company was incorporated originally on 15 February 2000 and converted from Private Limited to Public Limited w.e.f. 24 November 2018. SCIL is a subsidiary of Sumitomo Chemical Company Limited, Japan ('SCCL'). The Holding Company's registered office is at Building No. 1, Ground Floor, Shant Manor Co-op Housing Society Limited, Chakravarti Ashok 'X' Road, Kandivali (East), Mumbai – 400 101 and its corporate office is at 13/14 Aradhana Industrial Development Corporation, Near Virwani Industrial Estate, Goregaon (East), Mumbai – 400 063. The Holding Company's shares are listed on National Stock Exchange and Bombay Stock Exchange. The Group is primarily engaged in manufacturing and sales of household insecticides, agricultural pesticides, public health insecticides and animal nutrition products.

The consolidated financial statements of the Group for the year ended 31 March 2026 were approved for issue in accordance with the resolution of the Board of Directors on 26 May 2026.

## 2.1 MATERIAL ACCOUNTING POLICIES

### a) Basis of preparation

The consolidated financial statements of the Group have been prepared in accordance with Indian Accounting Standards (Ind AS) notified under the Companies (Indian Accounting Standards) Rules, 2015 (as amended from time to time) and presentation requirements of Division II of Schedule III to the Companies Act, 2013, (Ind AS compliant Schedule III), as applicable to the consolidated financial statements.

The consolidated financial statements have been prepared on a historical cost basis, except for certain financial assets and liabilities measured at fair value as explained in accounting policy of fair value measurement [Refer note 2.1 (t)] and financial instruments [Refer note 2.1 (r)] below.

The accounting policies adopted for preparation and presentation of consolidated financial statement have been consistent with the previous year.

Non-Controlling Interest (NCI) are measured initially at their proportionate share of the acquiree's identifiable net assets at the date of acquisition.

The consolidated financial statements are presented in rupees and all values are rounded to the nearest Millions with two decimals, except when otherwise indicated.

The Group has prepared the consolidated financial statements on the basis that it will continue to operate as a going concern.

The list of subsidiary companies considered for consolidation together with proportion of shareholding held by the Group is as follows:

Name of subsidiaries	Country of incorporation	As at 31 March 2026	As at 31 March 2025
Excel Crop Care (Africa) Limited (*)	Tanzania	99.94%	99.94%
Barrix Agro Sciences Private Limited	India	85.00%	85.00%

(\*) Excel Crop Care (Africa) Limited, is under the liquidation process and the winding up will be done subject to legal / regulatory and other processes and procedures under the laws in Tanzania. The proposed winding up of Excel Crop Care (Africa) Limited was not likely to impact the business, commercial activities or financial position of the Group.

### b) Use of estimates

The preparation of financial statements in conformity with Ind AS requires management to make estimates and assumptions, that affect the application of accounting policies and the reported amounts of assets, liabilities, income, expenses and disclosures of contingent assets and liabilities at the date of these consolidated financial statements and the reported amounts of revenues and expenses for the years presented. Actual results may differ from these estimates. Estimates and underlying assumptions are reviewed on an ongoing basis.

In particular, information about significant areas of estimation, and uncertainty in applying accounting policies that have the most significant effect on the amounts recognised in the consolidated financial statements are in note 2.2.

# NOTES TO CONSOLIDATED FINANCIAL STATEMENTS

FOR THE YEAR ENDED 31 MARCH 2026

(Currency: Indian Rupees in Millions, unless otherwise stated)

## c) Basis of consolidation

The consolidated financial statements comprise the financial statements of the Holding Company and its subsidiaries as at 31 March 2026.

Control is achieved when the Group is exposed, or has rights, to variable returns from its involvement with the investee and has the ability to affect those returns through its power over the investee. Specifically, the Holding Company controls an investee if and only if the Holding Company has:

- Power over the investee (i.e. existing rights that give it the current ability to direct the relevant activities of the investee)
- Exposure, or rights, to variable returns from its involvement with the investee, and
- The ability to use its power over the investee to affect its returns.

Generally, there is a presumption that a majority of voting rights result in control. To support this presumption and when the Holding Company has less than a majority of the voting or similar rights of an investee, the Holding Company considers all relevant facts and circumstances in assessing whether it has power over an investee, including:

- The contractual arrangement with the other vote holders of the investee
- Rights arising from other contractual arrangements
- The Holding Company's voting rights and potential voting rights
- The size of the Holding Company's holding of voting rights relative to the size and dispersion of the holdings of the other voting rights holders.

The Group reassesses whether or not it controls an investee if facts and circumstances indicate that there are changes to one or more of the three elements of control listed above.

Consolidation of a subsidiary begins when the Group obtains control over the subsidiary and ceases when the Group loses control of the subsidiary. Assets, liabilities, income and expenses of a subsidiary acquired or disposed of during the year are included in the consolidated statement of profit and loss from the date the Group gains control until the date when the Group ceases to control the subsidiary.

Consolidated financial statements are prepared using uniform accounting policies for like transactions and other events in similar circumstances. If a member of the group uses accounting policies other than those adopted in the consolidated financial statements for like transactions and events in similar circumstances, appropriate adjustments are made to that Group member's financial statements in preparing the consolidated financial statements to ensure conformity with the Group's accounting policies.

The financial statements of all entities used for the purpose of consolidation are drawn up to same reporting date as that of the Holding Company, i.e., year ended on 31 March. When the end of the reporting year of the parent is different from that of a subsidiary, the subsidiary prepares, for consolidation purposes, additional financial information as of the same date as the financial statements of the parent to enable the parent to consolidate Ind AS the financial information of the subsidiary, unless it is impracticable to do so.

Consolidation procedure:

- (a) Combine like items of assets, liabilities, equity, income, expenses and cash flows of the parent with those of its subsidiaries. For this purpose, income and expenses of the subsidiary are based on the amounts of the assets and liabilities recognised in the consolidated financial statements at the acquisition date.
- (b) Offset (eliminate) the carrying amount of the parent's investment in each subsidiary and the parent's portion of equity of each subsidiary.
- (c) Eliminate in full intragroup assets and liabilities, equity, income, expenses and cash flows relating to transactions between entities of the group (profits or losses resulting from intragroup transactions that are recognised in assets, such as inventory and fixed assets, are eliminated in full). Intragroup losses may indicate an impairment that requires recognition in the consolidated financial statements. Ind AS 12 Income Taxes applies to temporary differences that arise from the elimination of profits and losses resulting from intragroup transactions.

Profit or loss and each component of other comprehensive income are attributed to the equity holder of the parent of the Group and to the non- controlling interests even if this results in the non-controlling interests

# NOTES TO CONSOLIDATED FINANCIAL STATEMENTS

FOR THE YEAR ENDED 31 MARCH 2026

(Currency: Indian Rupees in Millions, unless otherwise stated)

having a deficit balance. When necessary, adjustments are made to the financial statements of subsidiaries to bring their accounting policies into line with the Group's accounting policies. All intra-group assets and liabilities, equity, income, expenses and cash flows relating to transactions between members of the Group are eliminated in full on consolidation.

## d) Property, plant and equipment

Items of property, plant and equipment, other than freehold land, are measured at cost less accumulated depreciation and accumulated impairment losses, if any. Freehold land is carried at historical cost and is not depreciated. Capital work in progress is stated at cost.

### Initial recognition

The cost of an item of property, plant and equipment shall be recognised as an asset if, and only if it is probable that future economic benefits associated with the item will flow to the Group and the cost of the item can be measured reliably.

The cost of an item of property, plant and equipment comprises:

- a) its purchase price, including import duties and all purchase applicable taxes, after deducting trade discounts, rebates and any reimbursement of cost from third party.
- b) any directly attributable cost of bringing the asset to its location and condition necessary for it to be capable of operating in the manner intended by management.
- c) the estimated costs of dismantling and removing the item and restoring the site on which it is located.

### Subsequent expenditure

Subsequent expenditure is capitalised only if it probable that the future economic benefits associated with the expenditure will flow to the Group and the cost of the item can be measured reliably.

Income and expenses related to the incidental operations, not necessary to bring the item to the location and condition necessary for it to be capable of operating in the manner intended by management, are recognised in the statement of profit and loss.

If significant parts of an item of property, plant and equipment have different useful lives, then they are accounted and depreciated for as separate items (major components) of property, plant and equipment.

Any gain or loss on derecognition of an item of property, plant and equipment is recognised in the statement of profit and loss.

Projects which are not yet ready for their intended use are carried as capital work in progress at cost determined as aforesaid.

The Group had elected to consider the carrying value of all its property, plant and equipment appearing in the Financial Statements prepared in accordance with Accounting Standards notified under the Section 133 of the Companies Act, 2013, read together with Rule 7 of the Companies (Accounts) Rules, 2014 and used the same as deemed cost in the opening Ind AS Balance Sheet prepared on 1st April 2016.

## e) Intangible assets

The cost of an intangible asset comprises of its purchase price, including any import duties and other taxes (other than those subsequently recoverable from the taxing authorities), and any directly attributable expenditure on making the asset ready for its intended use.

The estimated useful life of the intangible assets and the amortisation period are reviewed at the end of each financial year and the amortisation period is revised to reflect the changed pattern, if any.

Gains or losses arising from derecognition of an intangible asset are measured as the difference between the net disposal proceeds and the carrying amount of the asset and are recognised in the statement of profit and loss when the asset is derecognised.

Development expenditure is capitalised as part of the cost of the resulting intangible asset only if the expenditure can be measured reliably, the product or process is technically and commercially feasible, future economic benefits are probable and the Group intends to and has sufficient resources to complete development and to use or sell the asset. Otherwise, it is recognised in profit or loss as incurred.

Subsequent to initial recognition, development expenditure is measured at cost less accumulated amortisation and any accumulated impairment losses.

# NOTES TO CONSOLIDATED FINANCIAL STATEMENTS

FOR THE YEAR ENDED 31 MARCH 2026

(Currency: Indian Rupees in Millions, unless otherwise stated)

The Group had elected to consider the carrying value of all its intangible assets appearing in the Financial Statements prepared in accordance with Accounting Standards notified under the Section 133 of the Companies Act, 2013, read together with Rule 7 of the Companies (Accounts) Rules, 2014 and used the same as deemed cost in the opening Ind AS Balance Sheet prepared on 1st April 2016.

## Subsequent expenditure

Subsequent expenditure is capitalised only when it increases the future economic benefits embodied in the specific assets to which it relates and the cost of the item can be measured reliably.

## Goodwill

Goodwill is initially measured at cost, being the excess of the aggregate of the consideration transferred and the amount recognised for non controlling interests and any previous interest held, over the net identifiable assets acquired and liabilities assumed. If the fair value of the net assets acquired is in excess of the aggregate consideration transferred, the Group re-assesses whether it has correctly identified all of the assets acquired and all of the liabilities assumed and reviews the procedures used to measure the amount to be recognised at the acquisition date. If the reassessment still results in an excess of the fair value of net assets acquired over the aggregate consideration transferred, then the gain is recognised in other comprehensive income (OCI) and accumulated in equity as capital reserve. However, if there is no clear evidence of bargain purchase, the entity recognises the gain directly in equity as capital reserve, without routing the same through OCI.

After initial recognition, goodwill is measured at cost less any accumulated impairment losses. For the purpose of impairment testing, goodwill acquired in a business combination is, from the acquisition date, allocated to each of the Group's cash-generating units that are expected to benefit from the combination, irrespective of whether other assets or liabilities of the acquiree are assigned to those units.

A cash generating unit to which goodwill has been allocated is tested for impairment annually, or more frequently when there is an indication that the unit may be impaired. If the recoverable amount of the cash generating unit is less than its carrying amount, the impairment loss is allocated first to reduce the carrying amount of any goodwill allocated to the unit and then to the other assets of the unit pro rata based on the carrying amount of each asset in the unit. Any impairment loss for goodwill is recognised in profit or loss. An impairment loss recognised for goodwill is not reversed in subsequent periods.

## f) Depreciation and amortisation

Depreciation is provided, under the straight line method, pro rata to the period of use, based on useful lives specified in Schedule II to the Companies Act, 2013 except for the following items where useful lives estimated by the management based on internal technical assessment, past trends and expected operational lives differ from those provided in Schedule II of the Companies Act, 2013. The management believes that these estimated useful lives are realistic and reflect fair approximation of the period over which the assets are likely to be used:

Leasehold land and leasehold improvements are amortised over the term of lease.

The key assets and related lives are:

Nature of asset	Life in years	Life in years (as per Schedule II)
Factory road	5 to 10	5 to 10
Buildings	10 to 60	30 to 60
Plant and machinery (including computers)	3 to 25	3 to 25
Furniture and fixtures	8 to 10	10
Vehicles	5 to 8	8
Office equipment	5	5
Electrical installation	10	10
Laboratory equipments	10	10

Depreciation methods, useful lives and residual values are reviewed at each reporting date and adjusted if appropriate.

Amortisation in respect of all the intangible assets is provided on straight line method over the following useful lives of assets.

# NOTES TO CONSOLIDATED FINANCIAL STATEMENTS

FOR THE YEAR ENDED 31 MARCH 2026

(Currency: Indian Rupees in Millions, unless otherwise stated)

Amortisation methods, useful lives and residual values are reviewed at each reporting date and adjusted if appropriate.

Nature of asset	Life in years
Data registration expenses	3
Software license and registration	3 to 4
Technical knowhow	5 or agreement period whichever is less
R&D Unit - Development Cost	10
IPR-Patents, Trademarks & Copyrights	5 to 10

## g) Impairment of non-financial assets excluding goodwill

The carrying values of assets at each reporting date are reviewed for impairment if any indication of impairment exists at cash generating unit ('CGU') level.

If any indication exists, or when annual impairment testing for an asset is required, the Group estimates the asset's recoverable amount. An asset's recoverable amount is the higher of an asset's CGU fair value less costs of disposal and its value in use. Recoverable amount is determined for an individual asset, unless the asset does not generate cash inflows that are largely independent of those from other assets or groups of assets. When the carrying amount of an asset or CGU exceeds its recoverable amount, the asset is considered impaired and is written down to its recoverable amount.

In assessing value in use, the estimated future cash flows are discounted to their present value using a pre-tax discount rate that reflects current market assessments of the time value of money and the risks specific to the asset. In determining fair value less costs of disposal, recent market transactions are taken into account. If no such transactions can be identified, an appropriate valuation model is used. Impairment losses including impairment on inventories are recognised in the statement of profit and loss.

When there is an indication that an impairment loss recognised for an asset in earlier accounting periods no longer exists or may have decreased, such reversal of impairment loss is recognised in the consolidated statement of profit and loss, to the extent the amount was previously charged to the statement of profit and loss.

## h) Inventories

Inventories are valued at the lower of cost and net realizable value. Net realizable value is the estimated selling price in the ordinary course of business, less estimated costs of completion and the estimated costs necessary to make the sale. Cost is determined on moving weighted average basis. Cost includes the amount incurred in bringing inventories to present location and condition.

- i) Raw materials and packing materials, components, stores and spares: Cost of raw materials, packing materials, components, stores and spares includes cost of purchase and other costs incurred in bringing the inventories to their present location and condition. However, raw materials and packing materials and other items held for use in the production of inventories are not written down below cost if the finished products in which they will be incorporated are expected to be sold at or above cost. Stores and spares which do not meet the definition of property, plant and equipment are accounted as inventory.
- ii) Work-in-progress and finished goods: Cost includes direct materials and labour and a proportion of manufacturing overheads based on normal operating capacity and other cost bringing the inventories at their present condition and location.
- iii) Traded products: Cost includes cost of purchase and other costs incurred in bringing the inventories their present location and condition.

## i) Employee benefits

### 1) Short-term employee benefits

#### **Defined contribution plans**

The Group makes contribution towards provident fund, pension fund, superannuation fund and employee's state insurance contribution to a defined contribution retirement benefit plan for qualifying employees. Both the employee and the Group makes monthly contribution equal to a specified % of the covered employee's salary or a fixed monthly contribution. The monthly contributions payable by the Group are charged to the statement of profit and loss as incurred.

# NOTES TO CONSOLIDATED FINANCIAL STATEMENTS

FOR THE YEAR ENDED 31 MARCH 2026

(Currency: Indian Rupees in Millions, unless otherwise stated)

## **Defined benefit plans**

A defined benefit plan is a post-employment benefit plan other than a defined contribution plan. The Group's net obligation in respect of defined benefit plans is calculated separately for each plan by estimating the amount of future benefit that employees have earned in the current and prior periods, discounting that amount and deducting the fair value of any plan assets.

The calculation of defined benefit obligations is performed annually by a qualified actuary using the projected unit credit method. When the calculation results in a potential asset for the Group, the recognised asset is limited to the present value of economic benefits available in the form of any future refunds from the plan or reductions in future contributions to the plan. To calculate the present value of economic benefits, consideration is given to any applicable minimum funding requirements.

Remeasurement of the net defined benefit liability, which comprise actuarial gains and losses, the return on plan assets (excluding interest) and the effect of the asset ceiling (if any, excluding interest), are recognised immediately in other comprehensive income (OCI). Net interest expense (income) on the net defined liability (assets) is computed by applying the discount rate, used to measure the defined benefit obligation at the beginning of the annual period to the then-net defined liability (asset) after taking into account any changes as a result of contribution and benefit payments during the year. Net interest expense and other expenses related to gratuity benefit scheme are recognised in statement of profit and loss.

When the benefits of a plan are changed or when a plan is curtailed, the resulting change in benefit that relates to past service or the gain or loss on curtailment is recognised immediately in profit or loss. The Group recognises gains and losses on the settlement of a defined benefit plan when the settlement occurs.

## **Short-term employee benefits**

The undiscounted amount of short-term employee benefits expected to be paid in exchange for the services rendered by the employees is recognised during the period when the employee renders the service.

## **2) Other long-term benefits**

Compensated absences which are not expected to occur within twelve months after the end of the period in which the employees renders the related services are recognised as a liability at the present value of the defined benefit obligation at the reporting date. Provision in respect of leave encashment benefits has been made based on actuarial valuation carried out by an independent actuary at the reporting date using projected unit cost method. The employees can avail upto a certain number of leaves as per the Group's policies in one year and accordingly the liability has been classified into current and non current in the financials.

## **j) Foreign currency transactions**

### **i. Functional and presentation currency**

The Group's consolidated financial statements are prepared in Indian Rupees which is also the Holding Company's functional currency.

### **ii. Initial recognition**

Foreign currency transactions are recorded in the functional currency, by applying to the foreign currency amount the exchange rate between the functional currency and the foreign currency at the date of the transaction.

### **iii. Subsequent measurement**

Monetary assets and liabilities denominated in foreign currencies are translated into the functional currency at the exchange rate at the reporting date. Non-monetary assets and liabilities that are measured at fair value in a foreign currency are translated into the functional currency at the exchange rate when the fair value was determined. Foreign currency differences are generally recognised in profit or loss. Non-monetary items that are measured based on historical cost in a foreign currency are not translated.

# NOTES TO CONSOLIDATED FINANCIAL STATEMENTS

FOR THE YEAR ENDED 31 MARCH 2026

(Currency: Indian Rupees in Millions, unless otherwise stated)

## iv. Group companies

On consolidation, the assets and liabilities of foreign operations are translated into Indian Rupees at the rate of exchange prevailing at the reporting date and their statement of profit and loss are translated at average rate during the year. The exchange differences arising on translation for consolidation are recognized in other comprehensive income.

When a foreign operation is disposed of in its entirety or partially such that control, significant influence or joint control is lost, the cumulative amount of exchange differences related to that foreign operations recognized in OCI is reclassified to statement of profit and loss as part of the gain or loss on disposal.

## k) Taxes

Tax expense for the period comprises of current tax and deferred tax charge or credit. It is recognised in statement of profit and loss except to the extent that it relates to items recognised directly in equity or in OCI.

### Current taxes

Current tax comprises the expected tax payable or receivable on the taxable income or loss for the period and any adjustment to the tax payable or receivable in respect of previous years. The amount of current tax reflects the best estimate of the tax amount expected to be paid or received after considering the uncertainty, if any, related to income taxes. It is measured using tax rates (and tax laws) enacted by the reporting date. For the purpose of computing income taxes management has applied the annual effective tax rate on to the profit before tax for the year ended 31 March 2026.

Current tax assets and current tax liabilities are offset only if there is a legally enforceable right to set off the recognised amounts, and it is intended to realise the asset and settle the liability on a net basis or simultaneously.

### Deferred taxes

Deferred tax is recognised in respect of temporary differences between the carrying amounts of assets and liabilities for financial reporting purposes and the corresponding amounts used for taxation purposes. Deferred tax is also recognised in respect of carried forward tax losses and tax credits. Deferred tax is not recognised for:

- temporary differences arising on the initial recognition of assets or liabilities in a transaction that is not a business combination and that affects neither accounting nor taxable profit or loss at the time of the transaction;
- taxable temporary differences arising on the initial recognition of goodwill.

Deferred tax assets are recognised to the extent that it is probable that future taxable profits will be available against which they can be used. The existence of unused tax losses is strong evidence that future taxable profit may not be available. Therefore, in case of a history of recent losses, the Group recognises a deferred tax asset only to the extent that it has sufficient taxable temporary differences or there is convincing other evidence that sufficient taxable profit will be available against which such deferred tax asset can be realised. Deferred tax assets – unrecognised or recognised, are reviewed at each reporting date and are recognised/ reduced to the extent that it is probable/ no longer probable respectively that the related tax benefit will be realised.

Deferred tax is measured at the tax rates that are expected to apply to the period when the asset is realised or the liability is settled, based on the laws that have been enacted or substantively enacted by the reporting date.

The measurement of deferred tax reflects the tax consequences that would follow from the manner in which the Group expects, at the reporting date, to recover or settle the carrying amount of its assets and liabilities.

Deferred tax assets and liabilities are offset only if:

- a) The Group has a legally enforceable right to set off current tax assets against current tax liabilities; and
- b) The deferred tax assets and the deferred tax liabilities relate to income taxes levied by the same taxation authority on the same taxable entity.

## l) Earnings per share

The basic earnings per equity share ('EPS') is computed by dividing the net profit or loss for the period attributable to the equity shareholders by the weighted average number of equity shares outstanding during

# NOTES TO CONSOLIDATED FINANCIAL STATEMENTS

FOR THE YEAR ENDED 31 MARCH 2026

(Currency: Indian Rupees in Millions, unless otherwise stated)

the reporting period. Diluted EPS is computed by dividing the net profit attributable to the equity shareholders for the year by the weighted average number of equity and dilutive equity equivalent shares outstanding during the year, except where the impact would be anti-dilutive.

## m) Provisions and contingencies

The Group creates a provision when there is present obligation as a result of a past event that probably requires an outflow of resources embodying economic benefits and a reliable estimate can be made of the amount of the obligation. A disclosure for a contingent liability is made when there is a possible obligation or a present obligation that may, but probably will not, require an outflow of resources. When there is a possible obligation or a present obligation in respect of which the likelihood of outflow of resources is remote, no provision or disclosure is made. Provisions are reviewed at each reporting date and adjusted to reflect the current best estimate.

If the effect of the time value of money is material, provisions are discounted using a current pre-tax rate that reflects, when appropriate, the risks specific to the liability. When discounting is used, the increase in the provision due to the passage of time is recognised as a finance cost.

Contingent liability is:

- (a) a possible obligation arising from past events and whose existence will be confirmed only by the occurrence or non-occurrence of one or more uncertain future events not wholly within the control of the entity or
- (b) a present obligation that arises from past events but is not recognized because;
  - it is not probable that an outflow of resources embodying economic benefits will be required to settle the obligation or
  - the amount of the obligation cannot be measured with sufficient reliability.

The Group does not recognize a contingent liability but discloses the same as per the requirements of Ind AS 37.

## n) Research and development

Research costs are expensed as incurred. Development expenditure incurred on an individual project is carried forward when its future recoverability can reasonably be regarded as assured. Any expenditure carried forward is amortised over the period expected future sales from the related project, not exceeding ten years.

## o) Cash and cash equivalents

Cash and cash equivalents includes cash in hand, bank balances, term deposits with banks and other short term highly liquid investments with original maturities within three months or less.

## p) Revenue Recognition

### i. Sale of goods

Revenue from sale of goods is recognised when control of the products being sold is transferred to the customers and when there are no longer any unfulfilled obligations. The performance obligations in contracts are fulfilled at the time of dispatch, delivery or upon formal customer acceptance depending on customer terms.

Revenue is measured at transaction price, after deduction of any trade discounts, volume rebates and any taxes or duties collected on behalf of the government such as goods and services tax, etc. Past trend and experience is used to estimate the provision for such discounts and rebates. Revenue is only recognised to the extent that it is highly probable a significant reversal will not occur. An estimate is made of goods that will be returned and a liability is recognised for this amount using a best estimate based on past trend and experience.

### Return of Goods

The Group uses the expected value method to estimate liability and corresponding adjustment to cost of sales for the goods that are expected to be returned.

### Export Incentives

Export benefits arising from Duty Drawback scheme, Remission of Duties and Taxes on Export Products (RoDTEP) and other eligible export incentives are recognised on post export basis at the rate at which the entitlements accrue and is included in the 'Other Operating Income' (Revenue from operation).

# NOTES TO CONSOLIDATED FINANCIAL STATEMENTS

FOR THE YEAR ENDED 31 MARCH 2026

(Currency: Indian Rupees in Millions, unless otherwise stated)

## **Rebates and discounts**

The Group provides discount and rebate schemes, to its customers. Discount and rebate schemes give rise to variable consideration. To estimate the variable consideration to which it will be entitled, the Group considers that either the expected value method or the most likely amount method, depending on which of them better predicts the amount of variable consideration for the particular type of contract.

## **ii. Other income**

- a. Interest income is recognized on a time proportion basis taking into account the amount outstanding and the effective rate of interest.
- b. Revenue in respect of insurance / other claims, interest etc., is recognised only when it is reasonably certain that the ultimate collection will be made.
- c. Dividend income is recognised in the statement of profit and loss on the date on which right to receive the payment is established.
- d. Interest u/s 244A of Income Tax Act, 1961 is recognised on realisation.

## **iii. Sale of services**

Revenue from rendering of services is recognised over time considering the time elapsed. The transaction price of these services is recognised as a contract liability upon receipt of advance from the customer, if any, and is released on a straight line basis over the period of service.

## **q) Contract balances**

### **Contract assets**

A contract asset is the right to consideration in exchange for goods or services transferred to the customer. If the Group performs by transferring goods or services to a customer before the customer pays consideration or before payment is due, a contract asset is recognised for the earned consideration that is conditional.

Contract assets represents right to receive the inventory (on estimated sales returns). Refer accounting policy on impairment of financial assets in note 2.1(s).

### **Contract liabilities**

A contract liability is the obligation to transfer goods or services to a customer for which the Group has received consideration (or an amount of consideration is due) from the customer. If a customer pays consideration before the Group transfers goods or services to the customer, a contract liability is recognised when the payment is made, or the payment is due (whichever is earlier). Contract liabilities are recognised as revenue when the Group performs under the contract.

## **r) Financial instruments**

A financial instrument is any contract that gives rise to a financial asset of one entity and a financial liability or equity instrument of another entity. Financial instruments also include derivative contracts such as foreign currency exchange forward contracts.

### **i. Financial assets**

#### **Classification**

The Group shall classify financial assets as subsequently measured at amortised cost, fair value through other comprehensive income or fair value through profit or loss on the basis of its business model for managing the financial assets and the contractual cash flow characteristics of the financial asset.

#### **Initial recognition and measurement**

All financial assets are recognised initially at fair value plus, in the case of financial assets not recorded at fair value through profit or loss, transaction costs that are attributable to the acquisition of the financial asset. Purchases or sales of financial assets that require delivery of assets within a time frame established by regulation or convention in the market place (regular way trades) are recognised on the trade date, i.e., the date that the Group commits to purchase or sell the asset.

Trade receivables are initially recognised when they are originated. A trade receivable without a significant financing component is initially measured at the transaction price.

# NOTES TO CONSOLIDATED FINANCIAL STATEMENTS

FOR THE YEAR ENDED 31 MARCH 2026

(Currency: Indian Rupees in Millions, unless otherwise stated)

## **Debt instruments at amortised cost**

A 'debt instrument' is measured at the amortised cost if both the following conditions are met:

- a) The asset is held within a business model whose objective is to hold assets for collecting contractual cash flows, and
- b) Contractual terms of the asset give rise on specified dates to cash flows that are solely payments of principal and interest (SPPI) on the principal amount outstanding.

After initial measurement, such financial assets are subsequently measured at amortised cost using the effective interest rate (EIR) method. Amortised cost is calculated by taking into account any discount or premium on acquisition and fees or costs that are an integral part of the EIR. The EIR amortisation is included in finance income in the statement of profit and loss. The losses arising from impairment are recognised in the statement of profit and loss. This category generally applies to trade and other receivables.

## **Financial assets at fair value through other comprehensive income (FVTOCI)**

Financial instruments included within the FVTOCI category are measured initially as well as at each reporting date at fair value. Fair value movements are recognised in the other comprehensive income (OCI). However, the Group recognizes interest income, dividend income, impairment losses and reversals and foreign exchange gain or loss in the statement of profit and loss. On derecognition of the asset, cumulative gain or loss previously recognised in OCI is reclassified from the equity to the statement of profit and loss. At present, there are no financial assets recognised at FVTOCI.

## **Financial assets at fair value through profit or loss (FVTPL)**

FVTPL is a residual category for financial assets. Any financial assets, which does not meet the criteria for categorisation as at amortised cost or as FVTOCI, is classified as at FVTPL. Financial assets included within the FVTPL category are measured at fair value with all changes recognised in the statement of profit and loss.

## **Equity investments**

All other equity investments are measured at fair value. Equity instruments, which are held for trading are classified as at FVTPL and are measured at fair value with all changes recognised in the statement of profit and loss.

The Group has not classified any equity instruments at FVTOCI.

## **Derecognition**

The Group derecognises a financial asset when the rights to receive cash flows from the asset have expired or it transfers the right to receive the contractual cash flow on the financial assets in a transaction in which substantially all the risk and rewards of ownership of the financial asset are transferred.

## **ii. Financial liabilities**

### **Classification**

Financial liabilities are classified, at initial recognition, as financial liabilities at fair value through profit or loss. All financial liabilities are recognised initially at fair value and, in the case of loans and borrowings and payables, net of directly attributable transaction costs.

### **Initial recognition and measurement**

Financial liabilities are classified, at initial recognition, as financial liabilities at fair value through profit or loss. All financial liabilities are recognised initially at fair value and, in the case of loans and borrowings and payables, net of directly attributable transaction costs.

### **Subsequent measurement**

The measurement of financial liabilities depends on their classification, as described below:

### **Financial liabilities at fair value through profit or loss**

Financial liabilities at fair value through profit or loss include financial liabilities held for trading and financial liabilities designated upon initial recognition as at fair value through profit or loss. Financial

# NOTES TO CONSOLIDATED FINANCIAL STATEMENTS

FOR THE YEAR ENDED 31 MARCH 2026

(Currency: Indian Rupees in Millions, unless otherwise stated)

liabilities are classified as held for trading if they are incurred for the purpose of repurchasing in the near term. This category also includes derivative financial instruments entered into by the Group that are not designated as hedging instruments in hedge relationships as defined by Ind AS 109. Gains or losses on liabilities held for trading are recognised in the statement profit and loss.

### **Financial liabilities at amortised cost**

After initial recognition, interest-bearing loans and borrowings are subsequently measured at amortised cost using the EIR method. Gains and losses are recognised in the statement of profit and loss when the liabilities are derecognised as well as through the EIR amortisation process.

Amortised cost is calculated by taking into account any discount or premium on acquisition and fees or costs that are an integral part of the EIR. The EIR amortisation is included as finance costs in the statement of profit and loss.

### **Derecognition**

A financial liability is derecognised when the obligation under the liability is discharged or cancelled or expires. When an existing financial liability is replaced by another from the same lender on substantially different terms, or the terms of an existing liability are substantially modified, such an exchange or modification is treated as the derecognition of the original liability and the recognition of a new liability. The difference in the respective carrying amounts is recognised in the statement of profit and loss.

### **Offsetting of financial instruments**

Financial assets and financial liabilities are offset and the net amount is reported in the balance sheet if there is a currently enforceable legal right to offset the recognised amounts and there is an intention to settle on a net basis, to realise the assets and settle the liabilities simultaneously.

### **Derivatives and hedging activities**

The Group enters derivatives like forwards contracts to hedge its foreign currency risks. Derivatives are initially recognised at fair value on the date a derivative contract is entered into and are subsequently marked to market at the end of each reporting period with profit/loss being recognised in statement of profit and loss. Derivative assets/liabilities are classified under "other financial assets/other financial liabilities". Profits and losses arising from cancellation of contracts are recognised in the statement of profit and loss.

## **s) Financial assets impairment and write off**

At each reporting date, the Group assesses whether financial assets carried at amortised cost, are credit-impaired. A financial asset is 'credit-impaired' when the events that have a detrimental impact on the estimated future cash flows of the financial asset have occurred.

The Group assessed the expected credit losses associated with its assets carried at amortised cost and fair value through other comprehensive income based on the Group's past history of recovery, credit worthiness of the counter party and existing and future market conditions.

For all financial assets other than trade receivables, expected credit losses are measured at an amount equal to the 12-month expected credit loss (ECL) unless there has been a significant increase in credit risk from initial recognition in which case those are measured at lifetime ECL. For trade receivables, the Group has applied the simplified approach for recognition of impairment allowance as provided in Ind AS 109 - Financial Instruments, which requires the expected lifetime losses from initial recognition of the receivables.

The gross carrying amount of a financial asset is written off when the Group has no reasonable expectations of recovering the financial asset in its entirety or a portion thereof. A write-off constitutes a derecognition event.

## **t) Fair value measurement**

Fair value is the price that would be received to sell an asset or paid to transfer a liability in an orderly transaction between market participants at the measurement date. The fair value measurement is based on the presumption that the transaction to sell the asset or transfer the liability takes place either:

- (i) In the principal market for the asset or liability, or
- (ii) In the absence of a principal market, in the most advantageous market for the asset or liability

# NOTES TO CONSOLIDATED FINANCIAL STATEMENTS

FOR THE YEAR ENDED 31 MARCH 2026

(Currency: Indian Rupees in Millions, unless otherwise stated)

The fair value of an asset or a liability is measured using the assumptions that market participants would use when pricing the asset or liability, assuming that market participants act in their economic best interest.

A fair value measurement of a non-financial asset takes into account a market participant's ability to generate economic benefits by using the asset in its highest and best use or by selling it to another market participant that would use the asset in its highest and best use.

The Group uses valuation techniques that are appropriate in the circumstances and for which sufficient data are available to measure fair value, maximising the use of relevant observable inputs and minimising the use of unobservable inputs.

All assets and liabilities for which fair value is measured or disclosed in the financial statements are categorised within the fair value hierarchy, described as follows, based on the lowest level input that is significant to the fair value measurement as a whole:

Level 1 – Quoted (unadjusted) market prices in active markets for identical assets or liabilities.

Level 2 – Valuation techniques for which the lowest level input that is significant to the fair value measurement is directly or indirectly observable.

Level 3 – Valuation techniques for which the lowest level input that is significant to the fair value measurement is unobservable.

For assets and liabilities that are recognised in the financial statements on a recurring basis, the Group determines whether transfers have occurred between levels in the hierarchy by re-assessing categorisation (based on the lowest level input that is significant to the fair value measurement as a whole) at the end of each reporting year.

## u) Leases

The Group assesses at contract inception whether a contract is, or contains, a lease. That is, if the contract conveys the right to control the use of an identified asset for a period of time in exchange for consideration.

Group as a lessee

The Group applies a single recognition and measurement approach for all leases, except for short-term leases and leases of low-value assets. The Group recognises lease liabilities to make lease payments and right-of-use assets representing the right to use the underlying assets.

### a) Right-of-use assets

The Group recognises right-of-use assets at the commencement date of the lease (i.e., the date the underlying asset is available for use). Right-of-use assets are measured at cost, less any accumulated depreciation and impairment losses, and adjusted for any remeasurement of lease liabilities. The cost of right-of-use assets includes the amount of lease liabilities recognised, initial direct costs incurred, and lease payments made at or before the commencement date less any lease incentives received. Right-of-use assets are depreciated on a straight-line basis over the shorter of the lease term and the estimated useful lives of the assets, as follows:

Leasehold building	1-9 years
Leasehold vehicles	4-5 years

The right-of-use assets are also subject to impairment. Refer accounting policy in note 2.1(g) Impairment of non-financial assets.

### b) Lease liabilities

At the commencement date of the lease, the Group recognises lease liabilities measured at the present value of lease payments to be made over the lease term. The lease payments include fixed payments (including in substance fixed payments) less any lease incentives receivable, variable lease payments that depend on an index or a rate, and amounts expected to be paid under residual value guarantees. The lease payments also include the exercise price of a purchase option reasonably certain to be exercised by the Group and payments of penalties for terminating the lease, if the lease term reflects the Group exercising the option to terminate. Variable lease payments that do not depend on an index or a rate are recognised as expenses (unless they are incurred to produce inventories) in the period in which the event or condition that triggers the payment occurs.

# NOTES TO CONSOLIDATED FINANCIAL STATEMENTS

FOR THE YEAR ENDED 31 MARCH 2026

(Currency: Indian Rupees in Millions, unless otherwise stated)

In calculating the present value of lease payments, the Group uses its incremental borrowing rate at the lease commencement date because the interest rate implicit in the lease is not readily determinable. After the commencement date, the amount of lease liabilities is increased to reflect the accretion of interest and reduced for the lease payments made. In addition, the carrying amount of lease liabilities is remeasured if there is a modification, a change in the lease term, a change in the lease payments (e.g., changes to future payments resulting from a change in an index or rate used to determine such lease payments) or a change in the assessment of an option to purchase the underlying asset. The Group's lease liabilities are included in interest-bearing borrowings.

Lease liability is measured at amortised cost using the effective interest method. When the lease liability is remeasured in this way, a corresponding adjustment is made to the carrying amount of the right-of-use asset, or is recorded in profit or loss if the carrying amount of the right-of-use asset has been reduced to zero.

The Group determines its incremental borrowing rate by obtaining interest rates from various external financing sources and makes certain adjustments to reflect the terms of the lease and type of the leased assets.

c) **Short-term leases and leases of low-value assets:**

The Group applies the short-term lease recognition exemption to its short-term leases of office premises and storage locations (i.e., those leases that have a lease term of 12 months or less from the commencement date and do not contain a purchase option). It also applies the lease of low-value assets recognition exemption to leases of office equipment that are considered to be low value. Lease payments on short-term leases and leases of low-value assets are recognised as expense on a straight-line basis over the lease term.

v) **Borrowing cost**

Borrowing costs include interest, amortisation of ancillary costs incurred and exchange differences arising from foreign currency borrowings to the extent they are regarded as an adjustment to the interest cost. Cost in connection with the borrowing of funds to the extent not directly related to the acquisition of qualifying assets are charged to the statement of profit and loss over the tenure of the loan. Borrowing costs, allocated to and utilised for qualifying assets, pertaining to the period from commencement of activities relating to construction / development of the qualifying asset up to the date of capitalisation of such asset are added to the cost of the assets. Capitalisation of borrowing costs is suspended and charged to the consolidated statement of profit and loss during extended periods when active development activity on the qualifying assets is interrupted.

w) **Dividend**

The Group recognises a liability for any dividend declared in the period when it is approved by the shareholders. As per corporate laws in India, a distribution in the nature of final dividend is authorized when it is approved by the shareholders. A corresponding amount is recognized directly in equity.

x) **Exceptional Items**

An item of income or expense which by its size, type or incidence requires disclosure in order to improve an understanding of the performance of the Group is treated as an exceptional item and the same is disclosed in consolidated statement of profit and loss and in the notes forming part of the consolidated financial statements.

y) **Operating cycle**

The Group presents assets and liabilities in the balance sheet based on current/ non-current classification. An asset is treated as current when it is:

- Expected to be realised or intended to be sold or consumed in normal operating cycle
- Held primarily for the purpose of trading
- Expected to be realised within twelve months after the reporting period, or
- Cash or cash equivalent unless restricted from being exchanged or used to settle a liability for at least twelve months after the reporting period

All other assets are classified as non-current.

# NOTES TO CONSOLIDATED FINANCIAL STATEMENTS

FOR THE YEAR ENDED 31 MARCH 2026

(Currency: Indian Rupees in Millions, unless otherwise stated)

A liability is current when:

- It is expected to be settled in normal operating cycle
- It is held primarily for the purpose of trading
- It is due to be settled within twelve months after the reporting period, or
- There is no unconditional right to defer the settlement of the liability for at least twelve months after the reporting period

The Group classifies all other liabilities as non-current.

Deferred tax assets and liabilities are classified as non-current assets and liabilities.

The operating cycle is the time between the acquisition of assets for processing and their realisation in cash and cash equivalents. The Group has identified twelve months as its operating cycle.

## 2.2 KEY ACCOUNTING ESTIMATES AND ASSUMPTIONS

The preparation of these consolidated financial statements in conformity with Ind AS requires use of estimates and assumptions for some items, which might have an effect on their recognition and measurement in the balance sheet and statement of profit and loss. The management believes that the estimates used in preparation of these consolidated financial statements are prudent and reasonable. Future results could differ due to these estimates and the differences between the actual results and the estimates are recognised in the periods in which the results are known/ materialize.

The areas involving critical estimates are:

**i. Property, plant and equipment, intangible assets & ROU:**

Determination of the estimated useful lives of tangible and intangible assets and the assessment as to which components of the cost may be capitalized. Useful lives of tangible assets are based on the life prescribed in Schedule II of the Companies Act, 2013. [Refer note 2.1 (f)]

**ii. Fair value of financial instruments:**

Derivatives are carried at fair value. Derivatives includes foreign currency forward contracts, fair value of which, is determined using the fair value reports provided by respective merchant bankers. [Refer note 2.1 (t)]

**iii. Impairment of financial assets:**

The Group's management reviews periodically items classified as receivables to assess whether a provision for impairment should be recorded in the statement of profit and loss. Management estimates the amount and timing of future cash flows when determining the level of provisions required. Such estimates are necessarily based on assumptions about several factors involving varying degrees of uncertainty. Details of impairment provision on trade receivable are given in note 14.

The Group reviews it's carrying value of investments annually, or more frequently when there is indication for impairment. If the recoverable amount is less than it's carrying amount, the impairment loss is accounted for. [Refer note 2.1(s)]

**iv. Recognition and measurement of provisions and contingencies:**

The recognition and measurement of other provisions are based on the assessment of the probability of an outflow of resources, and on past experience and circumstances known at the reporting date. The actual outflow of resources at a future date may therefore vary from the figure included in other provisions. [Refer note 2.1(m)]

**v. Assessment of lease transactions:**

Management assesses the contractual terms of the lease agreements to evaluate whether it is a lease as per Ind AS 116. [Refer note 2.1(u)]

**vi. Recognition and measurement of defined benefit obligations:**

Key actuarial assumptions include discount rate, trends in salary escalation and vested future benefits and life expectancy. [Refer note 2.1(i)]

**vii. Rebates and Discounts:**

The Group provides rebates and discounts to its dealers and channel partners based on an expectation of volumes to be achieved and parameters such as exclusivity in marketing the products of the Group. This involves a certain degree of estimation of whether all the parameters to provide discounts have been achieved. Provision for discount and rebates is based on the Group's past experience of volumes achieved vis-à-vis targets and expected volumes to be achieved for the year.[Refer note 2.1(p)]

# NOTES TO CONSOLIDATED FINANCIAL STATEMENTS

FOR THE YEAR ENDED 31 MARCH 2026

(Currency: Indian Rupees in Millions, unless otherwise stated)

## viii. Provisions:

Provisions are recognised when the Group has a present obligation (legal or constructive) as a result of a past event, it is probable that an outflow of resources embodying economic benefits will be required to settle the obligation and a reliable estimate can be made of the amount of the obligation. The amount recognised as a provision is the best estimate of the consideration required to settle the present obligation at the end of the reporting period, taking into account the risks and uncertainties surrounding the obligation. [Refer note 2.1(m)]

## ix. Inventories:

Inventories are reviewed on a regular basis and the Group make allowance for excess or obsolete inventories and write down to net realizable value primarily based on historical trends and management estimates of expected and future product demand and related pricing.

Inventories are stated at the lower of cost and net realisable value. [Refer note 2.1(h)].

## 2.3 RECENT ACCOUNTING PRONOUNCEMENTS

The Ministry of Corporate Affairs ("MCA") notifies new standards or amendments to the existing standards under Companies (Indian Accounting Standards) Rules as issued from time to time.

### i. New and amended standards adopted by the Group:

Ministry of Corporate Affairs ("MCA") notifies new standards or amendments to the existing standards under Companies (Indian Accounting Standards) Rules as issued from time to time.

In May 2025, MCA notified amendments to Ind AS 21 - The Effects of Changes in Foreign Exchange Rates, applicable w.e.f. April 1, 2025. The Group has reviewed the amendment and based on its evaluation has determined that it does not have any significant impact in its consolidated financial statements.

In August 2025, MCA notified the following amendments to:

Ind AS 1, Presentation of Financial Statements, applicable w.e.f. April 1, 2025 – The amendment relates to classification of liabilities as current or non-current and non-current liabilities with covenants. In the context of classifying a liability as current, it removes the requirement of existence of a right to defer settlement for at least 12 months after the reporting date and instead requires that the said right should exist on the reporting date and have substance. The amendment also introduces guidance on classification of liabilities with covenants. The Group has no impact of these amendments in its classification criteria of current and non-current liabilities.

Ind AS 7, Statement of Cash Flows and Ind AS 107, Financial Instruments: Disclosures, applicable w.e.f. April 1, 2025 – The amendment in Ind AS 7 requires to inform users of financial statements of the existence of supplier finance arrangements and explain the nature of the arrangements, the carrying amount of liabilities and the range of payment due dates. Ind AS 107 has been amended to add supplier finance arrangements as a factor that may cause concentration of liquidity risk. The Group has reviewed the amendment and based on its evaluation has determined that it does not have any significant impact in its consolidated financial statements.

Ind AS 12, International Tax Reform – Pillar Two Model Rules applicable immediately - The amendments provide a temporary mandatory relief from deferred tax accounting for top-up tax and require companies to disclose that they have applied the relief. This relief is immediate and applies retrospectively. The amendments also require companies to provide new disclosures to compensate for potential loss of information resulting from the relief. Such disclosures are to be provided for annual reporting periods beginning on or after April 1, 2025. The Group has reviewed the amendment and based on its evaluation has determined that it does not have any significant impact in its consolidated financial statements.

### ii. New standards / amendments notified but not yet effective:

Ministry of Corporate Affairs ("MCA") notifies new standards or amendments to the existing standards under Companies (Indian Accounting Standards) Rules as issued from time to time. During the year, the MCA has issued an amendment for removal of carve-out under Ind AS 1, Presentation of consolidated financial statements relating to classification of liabilities subject to covenants breach which is applicable with effect from 01 April 2026. The Group has reviewed the new pronouncements and based on its evaluation has determined that it does not have significant impact on its consolidated financial statements. Further, there is no such notification which would have been applicable from 01 April 2026.

# NOTES TO CONSOLIDATED FINANCIAL STATEMENTS

FOR THE YEAR ENDED 31 MARCH 2026

(Currency: Indian Rupees in Millions, unless otherwise stated)

## 3. PROPERTY, PLANT AND EQUIPMENT ('PPE')

As at 31 March 2026

Block of assets	Cost			Depreciation			Net block value		
	As at 01 April 2025	Addition	Deletion / Adjustments	As at 31 March 2026	As at 01 April 2025	Charge for the year	Deletion / Adjustments	As at 31 March 2026	As at 31 March 2025
Land - Freehold	832.32	-	-	832.32	-	-	-	-	832.32
Factory road	27.20	2.05	-	29.25	16.28	2.35	-	18.63	10.92
Buildings	922.39	83.59	0.29	1,005.69	343.87	47.18	0.29	390.76	578.52
Plant and machinery	4,248.04	214.55	51.84	4,410.75	1,668.65	302.44	36.31	1,934.78	2,579.39
Furniture and fixtures	86.51	7.23	-	93.74	71.20	6.31	-	77.51	15.31
Vehicles	188.75	35.85	6.41	218.19	111.36	27.42	4.96	133.82	77.39
Office equipments	94.97	40.20	3.80	131.37	77.55	9.13	2.59	84.09	17.42
Leasehold improvements	60.01	-	-	60.01	49.44	3.71	-	53.15	10.57
Electrical installations	202.26	171.76	-	374.02	92.49	19.23	-	111.72	109.77
Laboratory equipments	56.67	1.60	0.55	57.72	30.78	5.46	0.51	35.73	25.89
	<b>6,719.12</b>	<b>556.83</b>	<b>62.89</b>	<b>7,213.06</b>	<b>2,461.62</b>	<b>423.23</b>	<b>44.66</b>	<b>2,840.18</b>	<b>4,257.50</b>

As at 31 March 2025

Block of assets	Cost			Depreciation			Net block value		
	As at 01 April 2024	Addition	Deletion / Adjustments	As at 31 March 2025	As at 01 April 2024	Charge for the year	Deletion / Adjustments	As at 31 March 2025	As at 31 March 2024
Land - Freehold	832.32	-	-	832.32	-	-	-	-	832.32
Factory road	27.20	-	-	27.20	13.70	2.58	-	16.28	13.50
Buildings	891.57	30.82	-	922.39	296.65	47.22	-	343.87	594.92
Plant and machinery	4,155.63	99.47	7.06	4,248.04	1,362.72	308.41	2.48	1,668.65	2,792.91
Furniture and fixtures	82.96	3.57	0.02	86.51	65.35	5.87	0.02	71.20	17.61
Vehicles	167.80	30.24	9.29	188.75	90.22	25.93	4.79	111.36	77.58
Office equipments	90.19	8.82	4.04	94.97	73.21	8.37	4.03	77.55	16.98
Leasehold improvements	60.01	-	-	60.01	41.35	8.09	-	49.44	18.66
Electrical installations	195.13	7.13	-	202.26	72.61	19.88	-	92.49	122.52
Laboratory equipments	55.18	1.49	-	56.67	25.38	5.40	-	30.78	29.80
	<b>6,557.99</b>	<b>181.54</b>	<b>20.41</b>	<b>6,719.12</b>	<b>2,041.19</b>	<b>431.75</b>	<b>11.32</b>	<b>2,461.62</b>	<b>4,257.50</b>

### Notes:

- Buildings include ₹ 0.002 Millions (31 March 2025: ₹ 0.002 Millions) being the value of shares in co-operative housing societies;
- The amount of contractual commitments for the acquisition of property, plant and equipment is disclosed in note 46B
- Additions to vehicles includes Motor Car of ₹ 15.00 Millions which is hypothecated against the term loan taken by Barrix Agro Sciences Private Limited (Refer note 22)
- Title deeds of immovable properties not held in the name of the Holding Company as on 31 March 2026 and 31 March 2025 are:

# NOTES TO CONSOLIDATED FINANCIAL STATEMENTS

FOR THE YEAR ENDED 31 MARCH 2026

(Currency: Indian Rupees in Millions, unless otherwise stated)

## For the year ended 31 March 2026

Relevant line item in the balance sheet	Description of item of property	Gross carrying value (both years)	Title deeds held in the name of	Whether title deed holder is a promoter, director or relative of promoter / director or employee of promoter / director	Property held since which date	Reason for not being held in the name of the Holding Company
PPE	Freehold land	0.31	Excel Crop Care Limited	No	31 August 2019 (Merger date)	These properties were acquired pursuant to a scheme of amalgamation and continued to be in the name of amalgamating company.
PPE	Leasehold land	100.00	Sumitomo Chemical India Private Limited	No	24 November 2018	This property continued to be in the name of erstwhile company.
<b>Total</b>		<b>100.31</b>				

## For the year ended 31 March 2025

Relevant line item in the balance sheet	Description of item of property	Gross carrying value (both years)	Title deeds held in the name of	Whether title deed holder is a promoter, director or relative of promoter / director or employee of promoter / director	Property held since which date	Reason for not being held in the name of the Holding Company
PPE	Freehold land	5.35				
	Building - office	8.49	Excel Crop Care Limited	No	31 August 2019 (Merger date)	These properties were acquired pursuant to a scheme of amalgamation and continued to be in the name of amalgamating company.
PPE	Leasehold land	100.00	Sumitomo Chemical India Private Limited	No	24 November 2018	These properties continued to be in the name of erstwhile company.
<b>Total</b>		<b>113.84</b>				

# NOTES TO CONSOLIDATED FINANCIAL STATEMENTS

FOR THE YEAR ENDED 31 MARCH 2026

(Currency: Indian Rupees in Millions, unless otherwise stated)

## 4. CAPITAL WORK-IN-PROGRESS

Capital work in progress ('CWIP') as at 31 March 2026 is ₹ 25.28 Millions (31 March 2025: ₹ 93.57 Millions)

### (a) Movement in CWIP is as follows

CWIP movement	As at 31 March 2026	As at 31 March 2025
Opening	93.57	39.67
Addition	459.58	207.21
Capitalisation	527.87	153.31
Closing	25.28	93.57

### (b) CWIP ageing schedule as at 31 March 2026

Particulars	<1 year	1-2 years	2-3 years	> 3 years	Total
Projects in progress	23.60	1.59	-	0.09	25.28
	<b>23.60</b>	<b>1.59</b>	-	<b>0.09</b>	<b>25.28</b>

Projects which have exceeded their original timeline, whose estimated completion schedule is given below:

Particulars	To be completed in				Total
	<1 year	1-2 years	2-3 years	> 3 years	
Warehouse at Dahej site*	0.09	-	-	-	0.09

\* original expected date of capitalisation was 31 March 2021 and revised expected date of capitalisation is on or before 31 December 2026.

As at 31 March 2026, there are no projects which have exceeded its original budgets.

As at 31 March 2026, there are no projects which are temporarily suspended.

### CWIP ageing schedule as at 31 March 2025

Particulars	<1 year	1-2 years	2-3 years	> 3 years	Total
Projects in progress	72.82	3.50	17.16	0.09	93.57
	<b>72.82</b>	<b>3.50</b>	<b>17.16</b>	<b>0.09</b>	<b>93.57</b>

Projects which have exceeded their original timeline, whose estimated completion schedule is given below:

Particulars	To be completed in				Total
	<1 year	1-2 years	2-3 years	> 3 years	
Warehouse at Dahej site*	0.09	-	-	-	0.09

\* original expected date of capitalisation was 31 March 2021 and revised expected date of capitalisation is on or before 30 September 2025.

As at 31 March 2025, there are no projects which have exceeded its original budgets.

As at 31 March 2025, there are no projects which are temporarily suspended.

# NOTES TO CONSOLIDATED FINANCIAL STATEMENTS

FOR THE YEAR ENDED 31 MARCH 2026

(Currency: Indian Rupees in Millions, unless otherwise stated)

## 5. RIGHT-OF-USE ASSETS

As at 31 March 2026

Particulars	Cost				Amortisation				Net block value	
	As at 01 April 2025	Addition	Deletion / Adjust-ments	As at 31 March 2026	As at 01 April 2025	Charge for the year	Deletion / Adjust-ments	As at 31 March 2026	As at 31 March 2026	As at 31 March 2025
Land - Leasehold	163.41	-	-	163.41	22.14	2.46	-	24.60	138.81	141.27
Building	608.91	251.19	75.34	784.76	198.35	153.96	74.67	277.64	507.12	410.56
Vehicles	191.00	26.54	44.50	173.04	113.02	39.65	44.51	108.16	64.88	77.98
Plant & Machinery	6.45	-	-	6.45	1.29	2.31	-	3.60	2.85	5.16
	<b>969.77</b>	<b>277.73</b>	<b>119.84</b>	<b>1,127.66</b>	<b>334.80</b>	<b>198.38</b>	<b>119.18</b>	<b>414.00</b>	<b>713.66</b>	<b>634.97</b>

As at 31 March 2025

Particulars	Cost				Amortisation				Net block value	
	As at 01 April 2024	Addition	Deletion / Adjust-ments	As at 31 March 2025	As at 01 April 2024	Charge for the year	Deletion / Adjust-ments	As at 31 March 2025	As at 31 March 2025	As at 31 March 2024
Land - Leasehold	163.41	-	-	163.41	19.68	2.46	-	22.14	141.27	143.73
Building	315.78	375.89	82.76	608.91	149.75	131.36	82.76	198.35	410.56	166.03
Vehicles	234.50	32.44	75.94	191.00	124.45	64.51	75.94	113.02	77.98	110.05
Plant & Machinery	6.45	-	-	6.45	0.85	0.44	-	1.29	5.16	5.60
	<b>720.14</b>	<b>408.33</b>	<b>158.70</b>	<b>969.77</b>	<b>294.73</b>	<b>198.77</b>	<b>158.70</b>	<b>334.80</b>	<b>634.97</b>	<b>425.41</b>

## 6. GOODWILL AND OTHER INTANGIBLE ASSETS

As at 31 March 2026

Particulars	Cost				Amortisation				Net block value	
	As at 01 April 2025	Addition	Deletion / Adjust-ments	As at 31 March 2026	As at 01 April 2025	Charge for the year	Deletion / Adjust-ments	As at 31 March 2026	As at 31 March 2026	As at 31 March 2025
Data registration expenses	168.16	48.23	-	216.39	127.34	34.04	-	161.38	55.01	40.82
Software license and registration	83.56	0.90	-	84.46	76.15	3.74	-	79.89	4.57	7.41
Technical know-how	9.45	-	-	9.45	9.45	-	-	9.45	-	-
R&D Unit - Development Cost	27.05	-	-	27.05	9.01	1.80	-	10.81	16.24	18.04
IPR-Patents, Trademarks & Copyrights	0.31	-	-	0.31	0.06	0.03	-	0.09	0.22	0.25
Goodwill (*)	604.41	-	-	604.41	-	-	-	-	604.41	604.41
	<b>892.94</b>	<b>49.13</b>	-	<b>942.07</b>	<b>222.01</b>	<b>39.61</b>	-	<b>261.62</b>	<b>680.45</b>	<b>670.93</b>

# NOTES TO CONSOLIDATED FINANCIAL STATEMENTS

FOR THE YEAR ENDED 31 MARCH 2026

(Currency: Indian Rupees in Millions, unless otherwise stated)

## As at 31 March 2025

Particulars	Cost				Amortisation			Net block value		
	As at 01 April 2024	Addition	Deletion / Adjust-ments	As at 31 March 2025	As at 01 April 2024	Charge for the year	Deletion / Adjust-ments	As at 31 March 2025	As at 31 March 2025	As at 31 March 2024
Data registration expenses	136.63	32.08	0.54	168.16	103.73	23.75	0.14	127.34	40.82	32.90
Software license and registration	79.18	4.38	-	83.56	72.86	3.29	-	76.15	7.41	6.32
Technical know-how	9.45	-	-	9.45	9.45	-	-	9.45	-	-
R&D Unit - Development Cost	27.05	-	-	27.05	6.01	3.00	-	9.01	18.04	21.04
IPR-Patents, Trademarks & Copyrights	0.19	0.12	-	0.31	0.04	0.02	-	0.06	0.25	0.15
Goodwill	622.46	-	18.05	604.41	-	-	-	-	604.41	622.46
	<b>874.96</b>	<b>36.58</b>	<b>18.59</b>	<b>892.94</b>	<b>192.09</b>	<b>30.06</b>	<b>0.14</b>	<b>222.01</b>	<b>670.93</b>	<b>682.87</b>

### (\* Cash Generating unit(CGU))

The Group has identified Barrix Agro Sciences Private Limited as CGU. The goodwill acquired through business combination have been allocated to CGU, Barrix Agro Sciences Private Limited. The carrying amount of goodwill is as under:

	As at 31 March 2026	As at 31 March 2025
Goodwill	604.41	604.41
<b>Total</b>	<b>604.41</b>	<b>604.41</b>

The recoverable amount of CGU has been calculated based on its value in use, estimated as the present value of projected future flows.

Following key assumptions were considered while performing Impairment testing:

	As at 31 March 2026	As at 31 March 2025
Average Annual Growth rate for 5 years	39.00%	39.00%
Terminal Growth rate	2.00%	3.00%
Weighted Average Cost of Capital (WACC) post tax (Discount rate)	21.00%	19.57%

The projections cover a period of five years, as the Company believes this to be the most appropriate time scale over which to review and consider annual performance. The growth rates used to estimates cash flows for the five years are based on past performance and on the Company's five-year strategic plan.

Weighted Average Cost of Capital % (WACC) for the Company = Risk free returns + (Market risk premium x Beta)

The Company has performed sensitive analysis and has concluded that there are no reasonable possible changes to key assumptions that would cause the carrying amount of CGU to exceed its recoverable amount.

No impairment was identified in FY 2025-26 (FY 2024-25: Nil)

## NOTES TO CONSOLIDATED FINANCIAL STATEMENTS

FOR THE YEAR ENDED 31 MARCH 2026

(Currency: Indian Rupees in Millions, unless otherwise stated)

### 7. INTANGIBLE ASSET UNDER DEVELOPMENT

Intangible asset under development ('IAUD') as at 31 March 2026 is ₹ 172.34 Millions (31 March 2025: ₹ 191.33 Millions)

#### (a) Movement in IAUD is as follows

IAUD movement	As at 31 March 2026	As at 31 March 2025
Opening	191.33	187.25
Addition	30.13	40.20
Capitalisation	49.12	36.12
Closing	172.34	191.33

#### (b) IAUD ageing schedule as at 31 March 2026

Particulars	<1 year	1-2 years	2-3 years	> 3 years	Total
Projects in progress	37.54	32.83	35.46	66.51	172.34
	37.54	32.83	35.46	66.51	172.34

#### IAUD ageing schedule as at 31 March 2025

Particulars	<1 year	1-2 years	2-3 years	> 3 years	Total
Projects in progress	37.24	40.64	40.01	73.44	191.33
	37.24	40.64	40.01	73.44	191.33

(c) There are no projects where completion schedule is overdue or has exceeded its cost compared to its original plan as at 31 March 2026 and 31 March 2025.

### 8. NON CURRENT INVESTMENTS

	Numbers		Amount	
	As at 31 March 2026	As at 31 March 2025	As at 31 March 2026	As at 31 March 2025
<b>A. Investments (Unquoted) at amortised cost</b>				
<b>Investment in co-operative societies</b>				
TIMA CETP Co.- Op. Society Ltd.	2,000	2,000	0.01	0.01
Face value of ₹ 10/- each.				
Tarapur Environment Protection Society	20,962	20,962	2.93	2.93
Face value of ₹ 10/- each				
<b>Investments in Government securities</b>				
National saving certificates			0.03	0.03
Face value ₹ 0.03 Millions				
<b>B. Investments at Fair value through Profit and loss</b>				
Investment in Bonds (Quoted)			2,652.04	667.76
<b>Total</b>			2,655.01	670.73
Aggregate book value of quoted investments			2,652.04	667.76
Aggregate carrying value of unquoted investments			2.97	2.97
Aggregate market value of quoted investments			2,652.04	667.76
Aggregate amount of impairment in value of investments			-	-

# NOTES TO CONSOLIDATED FINANCIAL STATEMENTS

FOR THE YEAR ENDED 31 MARCH 2026

(Currency: Indian Rupees in Millions, unless otherwise stated)

## 9. NON CURRENT LOANS (AT AMORTISED COST)

	As at 31 March 2026	As at 31 March 2025
Loans to employees	4.23	2.06
Deposit with corporates	1,500.00	1,750.00
<b>Total</b>	<b>1,504.23</b>	<b>1,752.06</b>
<b>Sub-classification of Loans:</b>		
Loan Receivables considered good- Secured	-	-
Loan Receivables considered good- Unsecured	1,504.23	1,752.06
Loan Receivables which have significant increase in Credit Risk	-	-
Loan Receivables - credit impaired	-	-

- In line with Circular No 04/2015 issued by Ministry of Corporate Affairs dated 10/03/2015, loans given to employees as per the Group's policy are not considered for the purposes of disclosure under Section 186(4) of the Companies Act, 2013.
- There are no loans or advances in the nature of loans are granted to promoters, Directors, KMPs and their related parties (as defined under Companies Act, 2013), either severally or jointly with any other person, that are:
  - repayable on demand; or
  - without specifying any terms or period of repayment
- Corporate deposits placed with financial institutions yield fixed interest rate.

## 10. OTHER NON CURRENT FINANCIAL ASSETS (AT AMORTISED COST)

	As at 31 March 2026	As at 31 March 2025
<i>Unsecured, considered good</i>		
Security deposits	101.06	91.93
Deposit accounts (with remaining maturity of more than 12 months)	762.50	634.66
<b>Total</b>	<b>863.56</b>	<b>726.59</b>

## 11. OTHER NON-CURRENT ASSETS

	As at 31 March 2026	As at 31 March 2025
<i>Unsecured, considered good unless otherwise stated</i>		
Capital advances	79.72	39.79
Prepaid expenses	11.50	16.97
<b>Total</b>	<b>91.22</b>	<b>56.76</b>

## 12. INVENTORIES

	As at 31 March 2026	As at 31 March 2025
Raw materials [Goods in transit: 31 March 2026: ₹ 218.41 Millions (31 March 2025: ₹ 335.80 Millions)]	3,126.42	2,599.62
Work-in-progress	451.21	416.69
Finished goods	3,732.84	3,725.57
Stock-in-trade [Goods in transit: 31 March 2026: ₹ 34.34 Millions (31 March 2025: ₹ 103.39 Millions)]	241.75	201.56
Stores and spares (including fuel)	109.00	93.17
<b>Total</b>	<b>7,661.22</b>	<b>7,036.61</b>

Raw Material includes containers and packing materials of ₹ 290.93 Millions (31 March 2025: ₹ 309.17 Millions)

Value of inventories above is stated after provision of ₹ 56.17 Millions (31 March 2025: ₹ 46.62 Millions) for write down to net realisable value and provision for slow moving and obsolete items.

## NOTES TO CONSOLIDATED FINANCIAL STATEMENTS

FOR THE YEAR ENDED 31 MARCH 2026

(Currency: Indian Rupees in Millions, unless otherwise stated)

### 13. CURRENT INVESTMENTS

Investment carried at fair value through profit and loss account	As at	As at	As at	As at
	31 March 2026	31 March 2025	31 March 2026	31 March 2025
	Quantity / units		Amount	
<b>Investments in equity instruments</b>				
<b>Investments in other entities (Quoted)</b>				
Tata Steel Limited face value of ₹1 each fully paid-up	4,200	4,200	0.81	0.65
<b>Investment in mutual fund (Unquoted)</b>			7,862.16	4,420.21
<b>Investment in bonds (Quoted)</b>			1,008.71	151.51
<b>Total</b>			<b>8,871.68</b>	<b>4,572.37</b>
Aggregate book value of quoted investments			1,009.52	152.16
Aggregate carrying value of unquoted investments			4,420.21	4,420.21
Aggregate market value of quoted investments			1,009.52	152.16
Aggregate amount of impairment in value of investments			-	-

### 14. TRADE RECEIVABLES

	As at	As at
	31 March 2026	31 March 2025
Trade receivables considered goods - Secured	-	-
Trade receivables considered goods - Unsecured	7,959.77	8,834.56
Less: Allowance for expected credit loss	(603.68)	(1,000.88)
Trade receivables which have significant increase in credit risk	-	-
Trade receivables - credit impaired	-	-
Less: Allowance for credit impaired	-	-
<b>Total</b>	<b>7,356.09</b>	<b>7,833.68</b>

Notes :

#### a) Break-up for Related party and others

	As at	As at
	31 March 2026	31 March 2025
Trade receivables – Related party (Refer note 40)	995.61	1,597.23
Trade receivables - Others	6,360.48	6,236.45
<b>Total</b>	<b>7,356.09</b>	<b>7,833.68</b>

# NOTES TO CONSOLIDATED FINANCIAL STATEMENTS

FOR THE YEAR ENDED 31 MARCH 2026

(Currency: Indian Rupees in Millions, unless otherwise stated)

## b) Trade receivable ageing schedule

As at 31 March 2026

Outstanding for following periods from due date of payment	Undisputed considered good	Undisputed which have significant increase in credit risk	Undisputed credit impaired	Total
Current but not due & Retention	5,394.70	-	-	5,394.70
< 6 months	1,842.62	-	-	1,842.62
6 months- 1 year	215.79	-	-	215.79
1-2 years	207.66	-	-	207.66
2-3 years	86.52	-	-	86.52
> 3 years	212.48	-	-	212.48
<b>Total (A)</b>	<b>7,959.77</b>	-	-	<b>7,959.77</b>
Allowance for expected credit loss (B)				603.68
<b>Total (A - B)</b>				<b>7,356.09</b>

As at 31 March 2025

Outstanding for following periods from due date of payment	Undisputed considered good	Undisputed which have significant increase in credit risk	Undisputed credit impaired	Total
Current but not due & Retention	5,282.30	-	-	5,282.30
< 6 months	2,136.70	-	-	2,136.70
6 months- 1 year	223.89	-	-	223.89
1-2 years	391.33	-	-	391.33
2-3 years	268.61	-	-	268.61
> 3 years	531.73	-	-	531.73
<b>Total (A)</b>	<b>8,834.56</b>	-	-	<b>8,834.56</b>
Allowance for expected credit loss (B)				1,000.88
<b>Total (A - B)</b>				<b>7,833.68</b>

- c) No trade or other receivable are due from directors or other officers of the Group either severally or jointly with any other person. Nor any trade or other receivable are due from firms or private companies respectively in which any director is a partner, a director or a member. For receivables from related parties refer note 40.
- d) Trade receivables are non-interest bearing and are generally on terms of 30 to 90 days.
- e) There are no unbilled receivables, hence the same is not disclosed in the ageing schedule.
- f) There are no disputed receivables, hence the same is not disclosed in the ageing schedule.
- g) Refund liabilities are netted off from trade receivables as the Group has enforceable legal right to offset the recognised amounts and the intention is to settle on a net basis.

## NOTES TO CONSOLIDATED FINANCIAL STATEMENTS

FOR THE YEAR ENDED 31 MARCH 2026

(Currency: Indian Rupees in Millions, unless otherwise stated)

### 15. CASH AND CASH EQUIVALENTS

	As at 31 March 2026	As at 31 March 2025
Cash on hand	0.59	0.57
Cheques on Hand	0.03	-
Balance with banks :		
In current accounts	417.43	233.26
In deposit accounts (with original maturity of less than three months)	271.10	148.50
<b>Total</b>	<b>689.15</b>	<b>382.33</b>

#### Notes:

- a) For the purpose of the statement of cash flows, cash and cash equivalents comprises of all the above enlisted items.
- b) The Group has total fund based and non fund based undrawn borrowing facilities of ₹ 7,010 Millions (31 March 2025: ₹ 7,010 Millions). Sanctioned facilities are unsecured credit arrangements of ₹ 7,000 Millions and secured arrangements of ₹ 10 Millions.

### 16. BANK BALANCES OTHER THAN CASH AND CASH EQUIVALENTS

	As at 31 March 2026	As at 31 March 2025
Deposits with banks*	502.31	30.50
In unpaid dividend accounts earmarked with banks**	15.42	15.07
<b>Total</b>	<b>517.73</b>	<b>45.57</b>

\* Includes balances with bank held as margin money deposit against overdraft facility.

\*\* These balances are not available for use by the Group as they represent corresponding unclaimed dividend liabilities.

### 17. CURRENT LOANS (AT AMORTISED COST)

	As at 31 March 2026	As at 31 March 2025
Loans to employees	8.59	8.80
Deposits with corporates	3,400.00	1,010.00
<b>Total</b>	<b>3,408.59</b>	<b>1,018.80</b>
<b>Sub-classification of Loans:</b>		
Loan Receivables considered good- Secured	-	-
Loan Receivables considered good- Unsecured	3,408.59	1,018.80
Loan Receivables which have significant increase in Credit Risk	-	-
Loan Receivables - credit impaired	-	-

1. In line with Circular No 04/2015 issued by Ministry of Corporate Affairs dated 10/03/2015, loans given to employees as per the Group's policy are not considered for the purposes of disclosure under Section 186(4) of the Companies Act, 2013.
2. There are no loans or advances in the nature of loans are granted to promoters, Directors, KMPs and their related parties (as defined under Companies Act, 2013), either severally or jointly with any other person, that are:
  - (a) repayable on demand; or
  - (b) without specifying any terms or period of repayment
3. Corporate deposits placed with financial institutions yield fixed interest rate.

# NOTES TO CONSOLIDATED FINANCIAL STATEMENTS

FOR THE YEAR ENDED 31 MARCH 2026

(Currency: Indian Rupees in Millions, unless otherwise stated)

## 18. OTHER CURRENT FINANCIAL ASSETS

	As at 31 March 2026	As at 31 March 2025
<i>Unsecured, considered good</i>		
<b>At amortised cost</b>		
Security deposits	11.09	10.18
Deposits with banks (with maturity of less than 12 months)	2,822.20	7,637.09
Interest accrued but not due	521.31	464.38
Earnest money deposit	4.56	4.56
Less: Expected credit loss for earnest money deposit	(3.88)	(3.89)
Export licence benefit receivables	0.20	0.20
Export incentive receivable	34.22	8.30
Others	1.99	1.97
<b>At fair value through profit and loss account</b>		
Derivatives - foreign exchange forward contracts	42.39	22.03
<b>Total</b>	<b>3,434.08</b>	<b>8,144.82</b>

## 19. OTHER CURRENT ASSETS

	As at 31 March 2026	As at 31 March 2025
<i>Unsecured, considered good unless otherwise stated</i>		
Balances with government authorities (including GST input taxes)	620.43	576.77
Prepaid expenses	57.00	42.13
Contract asset	53.88	108.36
Advances to suppliers	731.68	441.60
<b>Total</b>	<b>1,462.99</b>	<b>1,168.86</b>

## 20. EQUITY SHARE CAPITAL

	Number of shares	Amount	Number of shares	Amount
	As at 31 March 2026	As at 31 March 2026	As at 31 March 2025	As at 31 March 2025
<b>Authorised:</b>				
Equity shares of ₹ 10 each	500,000,000	5,000.00	500,000,000	5,000.00
	500,000,000	5,000.00	500,000,000	5,000.00
<b>Issued, subscribed and paid-up:</b>				
Equity shares of ₹ 10 each, fully paid-up	499,145,736	4,991.46	499,145,736	4,991.46
	499,145,736	4,991.46	499,145,736	4,991.46

### a) Reconciliation of number of shares outstanding at the beginning and end of the year

	As at 31 March 2026		As at 31 March 2025	
	Number	Amount	Number	Amount
<b>Equity shares</b>				
At the commencement of the year	499,145,736	4,991.46	499,145,736	4,991.46
Equity shares issued during the year	-	-	-	-
<b>At the end of the year</b>	<b>499,145,736</b>	<b>4,991.46</b>	<b>499,145,736</b>	<b>4,991.46</b>

# NOTES TO CONSOLIDATED FINANCIAL STATEMENTS

FOR THE YEAR ENDED 31 MARCH 2026

(Currency: Indian Rupees in Millions, unless otherwise stated)

## b) Particulars of shareholders holding more than 5% of a class of shares

Name of shareholder	Relationship	As at 31 March 2026		As at 31 March 2025	
		No. of shares	%	No. of shares	%
Sumitomo Chemical Company, Limited	Ultimate holding company	374,359,302	75.00%	374,359,302	75.00%

## c) Details of shares held by promoters / promoter group

Promoter name	As at 31 March 2026			% of total shares	% change during the year
	No. of shares at the beginning of the year	Change during the year	No. of shares at the end of the year		
Sumitomo Chemical Company, Limited	374,359,302	-	374,359,302	75%	0%
	<b>374,359,302</b>	<b>-</b>	<b>374,359,302</b>		

Promoter name	As at 31 March 2025			% of total shares	% change during the year
	No. of shares at the beginning of the year	Change during the year	No. of shares at the end of the year		
Sumitomo Chemical Company, Limited	374,359,295	7.00	374,359,302	75%	0%
Yuya Miyajima	2	(2.00)	-	0%	0%
Tomohito Fujiwara	1	(1.00)	-	0%	0%
Hiroyuki Miura	1	(1.00)	-	0%	0%
Hiroyoshi Mukai	1	(1.00)	-	0%	0%
Hideo Wada	1	(1.00)	-	0%	0%
Akira Ohisa	1	(1.00)	-	0%	0%
	<b>374,359,302</b>	<b>-</b>	<b>374,359,302</b>		

## d) Particulars of shares held by ultimate holding company and fellow subsidiary

Name of shareholder	Relationship	As at 31 March 2026		As at 31 March 2025	
		No. of shares	%	No. of shares	%
Sumitomo Chemical Company, Limited	Ultimate holding company	374,359,302	75.00%	374,359,302	75.00%
		<b>374,359,302</b>	<b>75.00%</b>	374,359,302	75.00%

## e) Terms/rights attached to equity shares

The Holding Company has a single class of equity shares. Accordingly, all equity shares rank equally with regard to dividends and share in the Holding Company's residual assets. The equity shares are entitled to receive dividend as declared from time to time. The voting rights of an equity shareholder are in proportion to its share of the paid-up equity capital of the Holding Company. Voting rights cannot be exercised in respect of shares on which any call or other sums presently payable have not been paid.

On winding up of the Holding Company, the holders of equity shares will be entitled to receive the residual assets of the Holding Company, remaining after distribution of all preferential amounts in proportion to the number of equity shares held.

## f) Dividend on equity share declared and paid during the period 01 April 2025 to 31 March 2026

	01 April 2025 to 31 March 2026	01 April 2024 to 31 March 2025
Final dividend on 499,145,376 shares at ₹ 1.20 per share (FY 2024-25: ₹ 0.90 per share) on equity shares of ₹ 10 each	598.97	449.23
	<b>598.97</b>	<b>449.23</b>

# NOTES TO CONSOLIDATED FINANCIAL STATEMENTS

FOR THE YEAR ENDED 31 MARCH 2026

(Currency: Indian Rupees in Millions, unless otherwise stated)

	01 April 2025 to 31 March 2026	01 April 2024 to 31 March 2025
<b>Dividend on equity shares not recognised as liability</b>		
Proposed dividend on 499,145,736 shares at ₹ 1.30 per share (FY 2024-25: ₹ 1.20 per share) on equity shares of ₹ 10 each	648.89	598.97
	648.89	598.97

## 21. OTHER EQUITY

### A. Summary of other equity balance

	As at 31 March 2026	As at 31 March 2025
<b>General reserve</b>		
Balance at the beginning of the year	18,017.82	14,767.82
Add: Amount transferred from retained earnings	3,500.00	3,250.00
<b>Balance at the end of the year</b>	21,517.82	18,017.82
<b>Securities premium</b>		
As per last balance sheet	2,350.60	2,350.60
<b>Share based payment reserve</b>		
Balance at the beginning of the year	-	0.59
Less: Transferred to Non-controlling interests on account of remeasurement of ESOPs allotted	-	(0.59)
<b>Balance at the end of the year</b>	-	-
<b>Foreign currency translation reserve</b>		
Balance as per last financial statements	30.41	30.56
Add / (Less) : Exchange differences on translating financial statements of foreign operations	1.80	(0.15)
<b>Balance at the end of the year</b>	32.21	30.41
<b>Retained earnings</b>		
Balance at the beginning of the year	3,621.16	2,274.64
<b>Additions during the year:</b>		
Profit for the year	5,429.64	5,054.96
Remeasurements of defined benefit liability/(asset), net of tax	52.76	(9.21)
<b>Reductions during the year:</b>		
Dividends	(598.97)	(449.23)
Transfer to general reserve	(3,500.00)	(3,250.00)
<b>Net surplus of retained earnings</b>	5,004.60	3,621.16
<b>Balance at the end of the year</b>	28,905.23	24,019.99

# NOTES TO CONSOLIDATED FINANCIAL STATEMENTS

FOR THE YEAR ENDED 31 MARCH 2026

(Currency: Indian Rupees in Millions, unless otherwise stated)

## B. Nature and purpose of each reserves

### 1. General reserve

The general reserve comprises of transfer of profits from retained earnings for appropriation purposes. The reserve can be distributed/utilised by the Group in accordance with the Companies Act, 2013.

### 2. Securities premium

Securities premium is used to record the premium on issue of shares. The reserve is utilised in accordance with the provisions of the Companies Act, 2013.

### 3. Share based payment reserve

The share options outstanding account is used to record the fair value of equity-settled, share-based payment transactions with employees. The amounts recorded in share options outstanding account are transferred to Non-controlling interests, upon exercise of stock options, and transferred to general reserve on account of stock options not exercised by employees.

### 4. Retained earnings

Retained earnings are the profits that the Group has earned till date, less any transfers to general reserve, dividends or other distributions paid to shareholder.

### 5. Other comprehensive income

This relates to the remeasurement impact of defined benefit plans and income tax effect of the same.

## 22. BORROWINGS

			As at 31 March 2026	As at 31 March 2025
	<b>Effective Interest rate</b>	<b>Maturity</b>		
<b>Non-current Term Loans</b>				
Loan from Financial Institutions (Secured)	8.25%	20 March 2033	15.00	-
Less: Amount disclosed under "Current Borrowings"			(1.65)	-
<b>Total</b>			<b>13.35</b>	<b>-</b>
<b>Current</b>				
Loan from Financial Institutions (Secured)				
Current maturities of long term loan			1.65	-
<b>Total</b>			<b>1.65</b>	<b>-</b>

Note: Barrix Agro Sciences Private Limited has obtained a term loan of ₹ 15.00 Millions of which is fully disbursed as on 28 March 2026. The loan is repayable in 84 equated monthly installments of ₹ 0.24 Millions commencing from 20 April 2026. The loan is secured by hypothecation of the Motor Car.

## 23. NON-CURRENT PROVISIONS

	As at 31 March 2026	As at 31 March 2025
<b>Provision for employee benefits</b>		
Compensated absences	350.74	329.21
Gratuity (Refer note 45)	58.42	19.02
<b>Total</b>	<b>409.16</b>	<b>348.23</b>

# NOTES TO CONSOLIDATED FINANCIAL STATEMENTS

FOR THE YEAR ENDED 31 MARCH 2026

(Currency: Indian Rupees in Millions, unless otherwise stated)

## 24. TRADE PAYABLES

	As at 31 March 2026	As at 31 March 2025
Total outstanding dues of micro enterprises and small enterprises (Refer note 47)	406.87	321.12
Total outstanding dues of creditors other than micro enterprises and small enterprises	3,564.07	4,572.54
<b>Total</b>	<b>3,970.94</b>	<b>4,893.66</b>

Note:

### a) Break-up for Related party and others

	As at 31 March 2026	As at 31 March 2025
Trade payables – Related party (Refer note 40)	1,249.95	2,219.77
Trade payables - Others	2,720.99	2,673.89
<b>Total</b>	<b>3,970.94</b>	<b>4,893.66</b>

### b) Trade payable ageing schedule

As at 31 March 2026

Outstandings for following periods from due date of payment	Total outstanding dues of micro enterprises and small enterprises	Total outstanding dues of creditors other than micro enterprises and small enterprises	Total
Unbilled	-	199.76	199.76
Not due	401.62	2,290.33	2,691.95
Less than 1 year	5.25	1,064.76	1,070.01
1-2 years	-	1.48	1.48
2-3 years	-	1.04	1.04
>3 years	-	6.70	6.70
	<b>406.87</b>	<b>3,564.07</b>	<b>3,970.94</b>

As at 31 March 2025

Outstandings for following periods from due date of payment	Total outstanding dues of micro enterprises and small enterprises	Total outstanding dues of creditors other than micro enterprises and small enterprises	Total
Unbilled	-	350.62	350.62
Not due	314.99	3,950.33	4,265.32
Less than 1 year	6.13	257.38	263.51
1-2 years	-	5.72	5.72
2-3 years	-	2.65	2.65
>3 years	-	5.84	5.84
	<b>321.12</b>	<b>4,572.54</b>	<b>4,893.66</b>

c) There are no disputed payables, hence the same is not disclosed in the ageing schedule.

# NOTES TO CONSOLIDATED FINANCIAL STATEMENTS

FOR THE YEAR ENDED 31 MARCH 2026

(Currency: Indian Rupees in Millions, unless otherwise stated)

## 25. OTHER CURRENT FINANCIAL LIABILITIES

	As at 31 March 2026	As at 31 March 2025
Salary, wages and bonus payable	530.53	434.72
Security and trade deposits	396.34	382.63
Unclaimed dividend	15.42	15.06
Payables for capital supplies (Refer note 46)	145.33	21.45
Liabilities for additional discount and scheme	3,359.38	2,883.27
Other payables	6.22	11.81
<b>At fair value through profit and loss account</b>		
Derivative financial liabilities - forward contracts	94.20	24.33
<b>Total</b>	<b>4,547.42</b>	<b>3,773.27</b>

## 26. OTHER CURRENT LIABILITIES

	As at 31 March 2026	As at 31 March 2025
Advance received from customers (including deposits) (Contract liability)	571.72	556.88
Statutory dues (including GST, provident fund, tax deducted at source and others)	109.50	77.03
Other payables	11.27	10.23
<b>Total</b>	<b>692.49</b>	<b>644.14</b>

## 27. CURRENT PROVISIONS

	As at 31 March 2026	As at 31 March 2025
<b>Provision for employee benefits</b>		
Gratuity (Refer note 45)	83.28	67.41
Compensated absences	41.99	22.76
<b>Others provisions (including for statutory levies)</b>	<b>3.28</b>	<b>3.28</b>
<b>Total</b>	<b>128.55</b>	<b>93.45</b>

## 28. REVENUE FROM OPERATIONS

	For the year ended 31 March 2026	For the year ended 31 March 2025
<b>A. Revenue from contracts with customers</b>		
a) Sale of products	32,080.16	31,189.87
b) Sale of services	8.71	-
	<b>32,088.87</b>	<b>31,189.87</b>
<b>B. Other operating revenue</b>		
a) Export incentives	238.22	241.47
b) Commission income	-	0.51
c) Liabilities no longer required written back (net)	1.40	7.10
d) Miscellaneous receipts (scrap sales and others)	54.66	46.29
	<b>294.28</b>	<b>295.37</b>
<b>Total</b>	<b>32,383.15</b>	<b>31,485.24</b>

# NOTES TO CONSOLIDATED FINANCIAL STATEMENTS

FOR THE YEAR ENDED 31 MARCH 2026

(Currency: Indian Rupees in Millions, unless otherwise stated)

## a. Revenue information

	For the year ended 31 March 2026	For the year ended 31 March 2025
Revenue by product categories		
<b>Agro Chemicals</b>		
Domestic	23,134.04	21,548.11
Exports		
-Brazil	1,723.36	2,331.32
-Japan	1,365.97	1,198.01
-UAE	1,321.74	-
-Others	2,311.06	3,248.93
	6,722.13	6,778.26
<b>Total A</b>	<b>29,856.17</b>	<b>28,326.37</b>
<b>Others</b>		
Domestic	375.76	213.28
High Seas Sales	1,848.23	2,650.22
<b>Total B</b>	<b>2,223.99</b>	<b>2,863.50</b>
<b>Total (A+B)</b>	<b>32,080.16</b>	<b>31,189.87</b>

### Revenue from major customers

#### Domestic

The Group does not have any external customer, with whom revenue from domestic transactions is more than 10% of Group's total domestic revenue.

#### Exports

Revenue from two Export customers represents ₹ 2,808.34 Millions (31 March 2025: ₹ 3,257.16 Millions) of total Export revenue.

## b. Reconciliation of the amount of revenue recognised in the consolidated statement of profit and loss with the contracted price

	For the year ended 31 March 2026	For the year ended 31 March 2025
Revenue as per contracted price	35,643.82	34,597.88
Less: Rebates/Discounts	3,331.36	3,317.82
Less: Sales returns	223.59	90.19
<b>Revenue from contract with customers</b>	<b>32,088.87</b>	<b>31,189.87</b>

### Performance Obligation:

The performance obligation is satisfied upon delivery of the goods and payment is generally due within 7 to 90 days from delivery. There are no material unsatisfied performance obligation outstanding at the year end.

The performance obligations of the Group are part of contracts that have an original expected duration of less than one year and accordingly, the Group has applied the practical expedient and opted not to disclose the information about it's remaining performance obligations in accordance with Ind AS 115.

## c. Contract Balances

	For the year ended 31 March 2026	For the year ended 31 March 2025
Contract assets (Refer note 19)	53.88	108.36
Contract liabilities (Refer note 26)	571.72	556.88

### Note:

Contract assets represents right to receive the inventory and contract liabilities represents advances received from customers for sale of goods at the reporting date.

# NOTES TO CONSOLIDATED FINANCIAL STATEMENTS

FOR THE YEAR ENDED 31 MARCH 2026

(Currency: Indian Rupees in Millions, unless otherwise stated)

d. Significant changes in the contract liabilities balances during the year are as follows:

	For the year ended 31 March 2026	For the year ended 31 March 2025
<b>Contract liabilities</b>		
Opening balance	556.88	434.25
Less : Revenue recognized during the year from balance at the beginning of the year	-	-
Add : Advance received during the year not recognized as revenue	571.72	556.88
Interest income/expense for the year	-	-
Add : Revenue in respect of earlier years recognized during the year	-	-
Add : Revenue recognized during the year apart from above	-	-
Less : Revenue recognized during the year	(556.88)	(434.25)
Closing balance	571.72	556.88

## 29. OTHER INCOME

	For the year ended 31 March 2026	For the year ended 31 March 2025
Interest income		
On interest income on deposits with banks	666.16	764.06
On interest income on bonds	155.19	52.53
On interest income on income tax refunds	25.77	-
On others	5.53	6.23
Dividend income		
On others	0.05	0.01
Gain on sale of financial assets measured at FVTPL	418.39	161.80
Fair valuation gain on financial assets measured at FVTPL	124.67	203.09
Others:		
Rent received	1.98	0.72
Net profit on sale of property, plant and equipment	1.34	-
Exchange Difference (Net)	41.00	4.00
Miscellaneous income	27.13	8.56
<b>Total</b>	<b>1,467.21</b>	<b>1,201.00</b>

## 30. COST OF MATERIALS CONSUMED

	For the year ended 31 March 2026	For the year ended 31 March 2025
<b>Raw materials consumed</b>		
Opening inventory	2,290.45	1,893.79
Add: Purchases	15,157.03	14,505.01
	17,447.48	16,398.80
Less: Closing inventory	2,835.48	2,290.45
	14,612.00	14,108.35
<b>Containers and packing materials consumed</b>		
Opening inventory	309.17	278.80
Add: Purchases	1,878.76	1,843.17
	2,187.93	2,121.97
Less: Closing inventory	290.93	309.17
	1,897.00	1,812.80
<b>Total cost of materials consumed</b>	<b>16,509.00</b>	<b>15,921.15</b>

# NOTES TO CONSOLIDATED FINANCIAL STATEMENTS

FOR THE YEAR ENDED 31 MARCH 2026

(Currency: Indian Rupees in Millions, unless otherwise stated)

## 31. CHANGES IN INVENTORIES OF FINISHED GOODS, WORK IN PROGRESS AND STOCK-IN-TRADE

	For the year ended 31 March 2026	For the year ended 31 March 2025
<b>Opening inventories :</b>		
Work in progress	416.69	343.93
Finished goods	3,725.57	3,427.95
Stock-in-trade	201.56	84.62
<b>Less: Closing inventories:</b>		
Work in progress	451.21	416.69
Finished goods	3,732.84	3,725.57
Stock-in-trade	241.75	201.56
<b>Changes in inventories:</b>		
Work in progress	(34.52)	(72.76)
Finished goods	(7.27)	(297.62)
Stock-in-trade	(40.19)	(116.94)
<b>Total</b>	<b>(81.98)</b>	<b>(487.32)</b>

## 32. EMPLOYEE BENEFITS EXPENSE

	For the year ended 31 March 2026	For the year ended 31 March 2025
Salaries, wages and bonus etc.	2,392.30	2,324.67
Contribution to provident and other funds (Refer note 45)	137.72	128.72
Gratuity expense (Refer note 45)	69.10	60.01
Staff welfare expenses	138.69	133.21
	<b>2,737.81</b>	<b>2,646.61</b>

## 33. FINANCE COSTS

	For the year ended 31 March 2026	For the year ended 31 March 2025
Interest expenses on leased liabilities	66.52	47.03
Others (including interest on security deposits)	11.73	11.57
	<b>78.25</b>	<b>58.60</b>

## 34. OTHER EXPENSES

	For the year ended 31 March 2026	For the year ended 31 March 2025
<b>Other expenses</b>		
Processing / Sub-contracting charges	152.11	149.43
Contract and labour charges	502.84	465.56
Carriage and freight	752.91	765.07
Power and fuel	390.95	398.38
Stores and spares consumed	116.63	94.13
Repairs and maintenance		
Buildings	6.47	6.88
Plant and equipment	129.08	142.88
Others	42.09	41.76
Rent	44.83	44.87
Rates and taxes	23.70	35.08

## NOTES TO CONSOLIDATED FINANCIAL STATEMENTS

FOR THE YEAR ENDED 31 MARCH 2026

(Currency: Indian Rupees in Millions, unless otherwise stated)

	For the year ended 31 March 2026	For the year ended 31 March 2025
Insurance	136.15	123.87
Travelling and conveyance	337.64	331.66
Sales promotion and advertisement	488.18	465.12
Clearing & forwarding charges	81.84	81.29
Corporate social responsibility (Refer note 49)	124.14	120.13
Expected credit loss allowance on trade receivables (Refer note 14)	(397.21)	13.28
Bad Debts written off (Refer note 43)	533.79	5.85
Directors sitting fees	1.29	0.99
Research and development expenses	16.30	15.81
Product testing expenses	16.89	2.81
Communication expenses	6.31	6.37
Legal and professional fees	131.88	125.42
Bank charges	6.14	7.33
Payment to auditors	10.33	8.42
Security charges	34.89	34.91
Net loss on sale of property, plant and equipment	-	0.80
Vehicle related expenses	167.60	141.50
Miscellaneous expenses	304.92	299.26
	<b>4,162.69</b>	<b>3,928.86</b>

### 35. EXCEPTIONAL ITEMS

	For the year ended 31 March 2026	For the year ended 31 March 2025
Past service cost on account of New Labour Codes, 2019	160.76	-
	<b>160.76</b>	<b>-</b>

**Note:**

On November 21, 2025, the Government of India notified the four Labour Codes - the Code on Wages, 2019, the Industrial Relations Code, 2020, the Code on Social Security, 2020, and the Occupational Safety, Health and Working Conditions Code, 2020 - consolidating 29 existing labour laws. The Ministry of Labour & Employment published draft Central Rules and FAQs to enable assessment of the financial impact due to changes in regulations. The Group has assessed and disclosed the incremental impact of these changes on the best information available and consistent with the guidance provided by the Institute of Chartered Accountants of India.

Considering the regulatory-driven and non-recurring nature of this impact, the Group has presented such incremental impact under exceptional items amounting to ₹ 160.76 Millions (Gratuity ₹ 123.87 Millions & Compensated absences ₹ 36.89 Millions) in the consolidated financial statements for the year ended 31 March 2026. The Group continues to monitor the finalisation of Central / State Rules and clarifications from the Government on other aspects of the Labour Code and would provide appropriate accounting effect on the basis of such developments as needed.

# NOTES TO CONSOLIDATED FINANCIAL STATEMENTS

FOR THE YEAR ENDED 31 MARCH 2026

(Currency: Indian Rupees in Millions, unless otherwise stated)

## 36. INCOME TAXES

A. The major components of income tax expenses for the year is as under:

(i) Income tax recognized in the statement of profit and loss:

	For the year ended 31 March 2026	For the year ended 31 March 2025
<b>Income tax expense</b>		
In respect of current year	1,843.96	1,688.48
Adjustment of current tax in respect of earlier years	(18.85)	6.12
On remeasurements of the defined benefit plans	18.31	(3.25)
<b>Deferred tax charge</b>		
Origination and reversal of temporary difference	24.15	54.42
Adjustment of deferred tax in respect of earlier years	(3.38)	(11.10)
<b>Total tax expense recognized in the statement of profit and loss</b>	<b>1,864.19</b>	<b>1,734.67</b>

B. Reconciliation of tax expenses and the accounting profit multiplied by India's domestic tax rate for 31 March 2026 and 31 March 2025

	For the year ended 31 March 2026	For the year ended 31 March 2025
<b>Profit before tax</b>	<b>7,275.63</b>	<b>6,802.35</b>
Statutory income tax rate	25.168%	25.168%
Expected tax expenses	1,831.13	1,712.02
<b>Effects of adjustment to reconcile the expected tax expenses to reported tax expenses:</b>		
Tax effect on non-deductible expenses	35.67	30.56
Deduction under section 80JJAA	(6.54)	(1.47)
Difference on reversal of opening DTA	7.25	-
Difference in tax rate due to different jurisdiction	0.60	0.72
Others	18.31	(2.18)
	<b>1,886.42</b>	<b>1,739.65</b>
Effect of adjustment of tax expenses in respect of earlier years	(22.23)	(4.98)
<b>Total tax expense in the statement of profit and loss</b>	<b>1,864.19</b>	<b>1,734.67</b>

37. THE MAJOR COMPONENTS OF DEFERRED TAX (LIABILITIES) / ASSETS ARISING ON ACCOUNT OF TEMPORARY DIFFERENCES ARE AS FOLLOWS:

Deferred tax assets (net):

Movement during the year 01 April 2025 to 31 March 2026	Net deferred tax asset/ (liability) 1 April 2025	(Charged)/ Credit to statement of profit and loss	Net deferred tax asset/ (liability) 31 March 2026
Depreciation and amortisation	(20.42)	(4.23)	(24.65)
Lease liabilities	17.37	4.75	22.12
Expenses allowable on payment basis	8.77	(1.97)	6.80
Unabsorbed losses	5.81	(5.81)	-
<b>Deferred tax assets (net)</b>	<b>11.53</b>	<b>(7.26)</b>	<b>4.27</b>

# NOTES TO CONSOLIDATED FINANCIAL STATEMENTS

FOR THE YEAR ENDED 31 MARCH 2026

(Currency: Indian Rupees in Millions, unless otherwise stated)

## Deferred tax liabilities (net):

Movement during the year 01 April 2025 to 31 March 2026	Net deferred tax asset/ (liability) 1 April 2025	(Charged)/ Credit to statement of profit and loss	Net deferred tax asset/ (liability) 31 March 2026
Depreciation and amortisation	(378.68)	(12.62)	(391.31)
Fair value gain/(loss) on investments	(90.38)	(31.30)	(121.68)
Expenses allowable on payment basis	88.24	10.74	98.98
Lease liabilities	115.16	19.66	134.82
<b>Deferred tax liabilities (net)</b>	<b>(265.66)</b>	<b>(13.51)</b>	<b>(279.19)</b>

Movement during the year 01 April 2024 to 31 March 2025	Net deferred tax asset/ (liability) 1 April 2024	Refer note 3 below	(Charged)/ Credit to statement of profit and loss	Net deferred tax asset/ (liability) 31 March 2025
Depreciation and amortisation	(16.03)	-	(4.39)	(20.42)
Lease liabilities	11.68	-	5.69	17.37
Expenses allowable on payment basis	11.79	-	(3.02)	8.77
Unabsorbed losses	-	18.05	(12.24)	5.81
<b>Deferred tax assets (net)</b>	<b>7.44</b>	<b>18.05</b>	<b>(13.96)</b>	<b>11.53</b>

Movement during the year 01 April 2024 to 31 March 2025	Net deferred tax asset/ (liability) 1 April 2024	Refer note 3 below	(Charged)/ Credit to statement of profit and loss	Net deferred tax asset/ (liability) 31 March 2025
Depreciation and amortisation	(335.27)	-	(43.41)	(378.68)
Fair value gain/(loss) on investments	(39.34)	-	(51.04)	(90.38)
Expenses allowable on payment basis	74.76	-	13.48	88.24
Lease liabilities	63.55	-	51.61	115.16
<b>Deferred tax liabilities (net)</b>	<b>(236.30)</b>	<b>-</b>	<b>(29.36)</b>	<b>(265.66)</b>

## Notes:

- The Group offsets tax assets and liabilities if and only if it has a legally enforceable right to set off current tax assets and current tax liabilities and the deferred tax assets and deferred tax liabilities relate to income taxes levied by the same tax authority.
- The Group does not have any intention to dispose of its freehold and leasehold land in the foreseeable future, therefore, deferred tax asset on indexation benefit in relation to these assets has not been recognized.
- During the previous year the Group had obtained new information during the measurement period about the facts and circumstances that existed at the date of acquisition and accordingly had recognised deferred tax assets on unabsorbed losses amounting to ₹ 18.05 million resulting into reduction in Goodwill from ₹ 622.46 million to ₹604.41 million.

# NOTES TO CONSOLIDATED FINANCIAL STATEMENTS

FOR THE YEAR ENDED 31 MARCH 2026

(Currency: Indian Rupees in Millions, unless otherwise stated)

## 38. EARNINGS PER SHARE (EPS)

Basic EPS amounts are calculated by dividing the profit for the year attributable to owners of the Group by the weighted average number of equity shares outstanding during the year.

For the purpose of calculating diluted earnings per share, the net profit for the year attributable to equity shareholders and the weighted average number of shares outstanding during the year is adjusted for the effects of all dilutive potential equity shares. There are no dilutive impacts, therefore basic EPS and diluted EPS is same.

	Year ended 31 March 2026	Year ended 31 March 2025
<b>Earnings per share has been computed as under:</b>		
<b>Profit attributable to owners of the Group for basic earnings (A)</b>	<b>5,429.64</b>	5,054.96
Weighted average number of equity shares for the purpose of basic and dilutive earnings per share		
Number of shares at the beginning of the year	<b>49,91,45,736</b>	49,91,45,736
<b>Number of equity shares outstanding at the end of the year (B)</b>	<b>49,91,45,736</b>	49,91,45,736
<b>Basic and diluted earnings per share (Face value of ₹ 10 each) [(A) / (B)] (in ₹)</b>	<b>10.88</b>	<b>10.13</b>

## 39. CAPITAL MANAGEMENT

The Group's policy is to maintain a strong capital base so as to maintain creditor and market confidence and to sustain future development of the business. Management monitors the return on capital as well as the level of dividends to ordinary shareholders.

For the purpose of the Group's capital management, capital includes issued capital and all other equity reserves attributable to the equity shareholders of the Group. The primary objective of the Group when managing capital is to safeguard its ability to continue as a going concern and maximise the shareholder's value.

The Group has adequate cash and bank balances. The Group monitors its capital by a careful scrutiny of the cash and bank balances and a regular assessment of any debt requirements.

## 40. RELATED PARTY DISCLOSURES

### A Names of the related parties where control exists irrespective of whether transactions have occurred or not:

#### (1) Ultimate Holding Company

Sumitomo Chemical Company, Limited

#### (2) Post Employment Benefit Plans entity

Sumitomo Chemical India Gratuity Trust

Sumitomo Chemical India Superannuation Trust

### B Names of other related parties with whom transactions have taken place during the year:

#### (1) Fellow subsidiaries

Koei Chemical Co., Ltd.

Mycorrhizal Applications, LLC

Sumika Agrotech Co Ltd

Sumitomo Chemical Agro Europe S.A.S.

Sumitomo Chemical Argentina S.A.

Sumitomo Chemical Asia Pte Limited

Sumitomo Chemical Australia Pty Ltd.

Sumitomo Chemical Brasil Industria Quimica S.A.

Sumitomo Chemical Philippines, Inc.

Sumitomo Chemical Vietnam Co. Ltd.

Valent BioSciences LLC

# NOTES TO CONSOLIDATED FINANCIAL STATEMENTS

FOR THE YEAR ENDED 31 MARCH 2026

(Currency: Indian Rupees in Millions, unless otherwise stated)

## (2) Key Management Personnel ("KMP")

### i) Executive directors

Chetan Shah (Managing Director)  
Sushil Marfatia (Executive Director)  
Dr Suresh Ramachandran (Deputy Managing Director)

### ii) Non executive directors

Dr. Mukul G. Asher  
Ninad D Gupte  
Tadashi Katayama  
Preeti Mehta  
Masanori Uzawa  
Sivaraman Narayanaswami

### iii) Chief Financial Officer

Anil Nawal

### iv) Company Secretary

Deepika Trivedi

## (3) Relatives of KMP

Minoti Ninad Gupte (Wife of Mr. Ninad D Gupte)  
Pragnya Mukul Asher (Wife of Dr. Mukul G. Asher)

## (4) Enterprises controlled by key management personnel and their relatives:

Kanga & Company

### Disclosures of all transactions between the Group and the related parties and the status of outstanding balances

	For the year ended 31 March 2026	For the year ended 31 March 2025
<b>Sale of goods (Net of rebate and discount)</b>		
Sumitomo Chemical Agro Europe S.A.S.	33.52	49.96
Sumitomo Chemical Argentina S.A.	-	7.75
Sumitomo Chemical Asia Pte Limited	1.56	5.79
Sumitomo Chemical Brasil Industria Quimica S.A.	1,442.64	2,059.15
Sumitomo Chemical Company, Limited	1,365.97	1,198.01
Sumitomo Chemical Vietnam Co. Ltd.	0.01	-
<b>Sale of services</b>		
Sumika Agrotech Co Ltd	2.84	-
Sumitomo Chemical Company, Limited	2.36	-
Koei Chemical Co., Ltd.	0.10	-
<b>Purchase of goods</b>		
Mycorrhizal Applications, LLC	8.82	-
Sumitomo Chemical Company, Limited	3,337.58	3,996.44
Valent BioSciences LLC	349.76	722.29
<b>Purchase of services</b>		
Kanga & Company	0.30	0.35
Sumitomo Chemical Brasil Industria Quimica S.A.	5.96	11.13
Sumitomo Chemical Company, Limited	4.84	4.66
<b>Commission income</b>		
Sumitomo Chemical Company, Limited	-	0.60
<b>Miscellaneous income - Technical service</b>		
Sumitomo Chemical Company, Limited	19.63	8.14
Valent BioSciences LLC	9.19	1.39
<b>Reimbursement of expenses (net)</b>		
Sumitomo Chemical Agro Europe S.A.S.	-	(0.22)
Sumitomo Chemical Brazil Industria Quimica S.A.	0.39	-
Sumitomo Chemical Company, Limited	23.39	21.24
Valent BioSciences LLC	-	1.51

# NOTES TO CONSOLIDATED FINANCIAL STATEMENTS

FOR THE YEAR ENDED 31 MARCH 2026

(Currency: Indian Rupees in Millions, unless otherwise stated)

## Disclosures of transactions between the Group and the related parties and the status of outstanding balances (continued)

	For the year ended 31 March 2026	For the year ended 31 March 2025
<b>Commission expense</b>		
Sumitomo Chemical Australia Pty Limited	0.22	0.25
Sumitomo Chemical Philippines, Inc	-	0.21
<b>Contribution to funds</b>		
Sumitomo Chemical India Gratuity Trust	64.50	52.77
Sumitomo Chemical India Superannuation Trust	22.23	20.64
<b>Payment on behalf of</b>		
Sumitomo Chemical India Gratuity Trust	31.90	26.42
<b>Dividend paid</b>		
Sumitomo Chemical Company, Limited	449.23	336.92
<b>Remuneration</b>		
Chetan Shah	92.11	89.14
Sushil Marfatia	31.55	29.52
Dr Suresh Ramachandran	27.41	22.15
Anil Nawal	18.44	13.75
Deepika Trivedi	3.34	2.31
<b>Dividend paid to KMP and their relatives</b>	0.02	0.02
<b>Payments to non-executive directors (including sitting fees)</b>		
Dr. Mukul G. Asher	3.41	3.32
Preeti Mehta	3.39	3.29
B. V. Bhargava (upto 26 August 2024)	-	1.36
Ninad D. Gupte	3.18	3.14
Sivaraman Narayanaswami	3.32	1.89

### Outstanding as at 31 March:

	As at 31 March 2026	As at 31 March 2025
<b>Trade receivables</b>		
Sumitomo Chemical Company, Limited	136.67	529.25
Valent BioSciences LLC	-	1.39
Sumitomo Chemical Asia Pte Limited	-	2.17
Sumitomo Chemical Agro Europe S.A.S.	-	15.31
Sumitomo Chemical Argentina S.A.	22.93	130.88
Sumitomo Chemical Brasil Industria Quimica S.A.	836.01	918.23
Sumitomo Chemical Vietnam Co. Ltd.	0.01	-
<b>Other receivables</b>		
Sumitomo Chemical India Gratuity Trust	4.64	1.92
<b>Trade payables</b>		
Sumitomo Chemical Company, Limited	1,112.79	1,748.49
Valent BioSciences LLC	123.51	462.42
Sumitomo Chemical Australia Pty Limited	0.22	0.25
Sumitomo Chemical Philippines, Inc	-	0.21
Sumitomo Chemical Brasil Industria Quimica S.A.	13.43	8.40
<b>Commission payable to directors</b>	58.39	53.49

### Terms and conditions of transactions with related parties

- All related party transactions entered during the year were in ordinary course of business and are on arm's length basis. These balances are to be settled within agreed period and none of the balances are secured.
- For the year ended 31 March 2026, the Group has not recorded any impairment of receivables relating to amounts owed by related parties (2024-25: Nil). This assessment is undertaken each financial year through examining the financial position of the related party and the market in which the related party operates.
- The above remuneration to key management personnel compensation excludes provision for gratuity and compensated absences, since these are provided on the basis of an actuarial valuation of the Group's liability to all its employees.

# NOTES TO CONSOLIDATED FINANCIAL STATEMENTS

FOR THE YEAR ENDED 31 MARCH 2026

(Currency: Indian Rupees in Millions, unless otherwise stated)

## 41. LEASES

The Group has lease contract for it's office premises, vehicles and it's storage location with lease terms between 1 year to 9 years. The Group's obligations under it's leases are secured by the lessor's titles to the lease assets. Generally, the Group is restricted from assigning and sub leasing the leased assets.

The Group also has certain leases of office premises and storage locations with lease terms of 12 months or less. The Group applies the 'short term lease' recognition exemption for these leases.

a) The movement in lease liabilities is as follows:

Particulars	For the year ended 31 March 2026	For the year ended 31 March 2025
Opening balances	518.93	297.43
Payment of lease liabilities	(245.18)	(233.86)
New leases	277.73	408.33
Deletion	-	-
Accretion in interest	66.52	47.03
<b>Closing balance</b>	<b>618.00</b>	<b>518.93</b>
<b>Non-current</b>	<b>404.26</b>	<b>327.81</b>
<b>Current</b>	<b>213.74</b>	<b>191.12</b>
	<b>618.00</b>	<b>518.93</b>

b) Amount recognised in the statement of profit and loss

Particulars	Classified under	Note	For the year ended 31 March 2026	For the year ended 31 March 2025
Depreciation of right-of-use assets	Depreciation and amortisation expense	5	198.38	198.77
Interest expenses on lease assets	Finance costs	33	66.52	47.03
Expenses relating to short term leases	Other expenses	34	44.83	44.87

- c) (i) The details of carrying amount and movements during the year in right-of-use of asset is disclosed in note 5.  
(ii) The effective interest rate for lease liabilities is 10%. The maturity is between 2022 to 2031.  
(iii) The maturity analysis of lease liability are disclosed in note 42b liquidity risk management.

## 42. FINANCIAL INSTRUMENTS

### A. Accounting classification and fair value hierarchy

Carrying amounts and fair values of financial assets and financial liabilities, including their levels in the fair value hierarchy, are presented below.

As at 31 March 2026	Carrying amount/ Fair value				Fair value hierarchy			
	FVTPL	FVTOCI	Amortised Cost	Total	Level 1	Level 2	Level 3	Total
<b>Financial assets</b>								
<b>Non-current</b>								
Investments	2,652.04	-	2.97	2,655.01	2,652.04	-	-	2,652.04
Loans and deposits with corporates	-	-	1,504.23	1,504.23	-	-	-	-
Security deposits	-	-	101.06	101.06	-	-	-	-
<b>Current</b>								
Equity instruments in Tata Steel Limited	0.81	-	-	0.81	0.81	-	-	0.81
Investment in mutual fund	7,862.16	-	-	7,862.16	7,862.16	-	-	7,862.16
Investment in Bonds	1,008.71	-	-	1,008.71	1,008.71	-	-	1,008.71
Loans	-	-	3,408.59	3,408.59	-	-	-	-
Derivatives assets	42.39	-	-	42.39	-	42.39	-	42.39
	<b>11,566.11</b>	<b>-</b>	<b>5,016.85</b>	<b>16,582.96</b>	<b>11,523.72</b>	<b>42.39</b>	<b>-</b>	<b>11,566.11</b>

# NOTES TO CONSOLIDATED FINANCIAL STATEMENTS

FOR THE YEAR ENDED 31 MARCH 2026

(Currency: Indian Rupees in Millions, unless otherwise stated)

As at 31 March 2026	Carrying amount/ Fair value				Fair value hierarchy			
	FVTPL	FVTOCI	Amortised Cost	Total	Level 1	Level 2	Level 3	Total
<b>Financial liabilities</b>								
<b>Non current</b>								
Borrowings	-	-	13.35	13.35	-	-	-	-
Lease liability	-	-	404.26	404.26	-	-	-	-
<b>Current</b>								
Borrowings	-	-	1.65	1.65	-	-	-	-
Trade payables	-	-	3,970.94	3,970.94	-	-	-	-
Liability towards lease asset	-	-	213.74	213.74	-	-	-	-
Derivative liabilities	94.20	-	-	94.20	-	94.20	-	94.20
Other financial liabilities	-	-	4,453.22	4,453.22	-	-	-	-
	94.20	-	9,057.16	9,151.36	-	94.20	-	94.20

As at 31 March 2025	Carrying amount/ Fair value				Fair value hierarchy			
	FVTPL	FVTOCI	Amortised cost	Total	Level 1	Level 2	Level 3	Total
<b>Financial assets</b>								
<b>Non-current</b>								
Investments	667.76	-	2.97	670.73	667.76	-	-	667.76
Loans and deposits with corporates	-	-	1,752.06	1,752.06	-	-	-	-
Security deposits	-	-	91.93	91.93	-	-	-	-
<b>Current</b>								
Equity instruments in Tata Steel Limited	0.65	-	-	0.65	0.65	-	-	0.65
Investment in mutual fund	4,420.21	-	-	4,420.21	4,420.21	-	-	4,420.21
Investment in Bonds	151.51	-	-	151.51	151.51	-	-	151.51
Loans and deposits with corporates	-	-	1,018.80	1,018.80	-	-	-	-
Derivatives assets	22.03	-	-	22.03	-	22.03	-	22.03
	5,262.16	-	2,865.76	8,127.92	5,240.13	22.03	-	5,262.16
<b>Financial liabilities</b>								
<b>Non current</b>								
Lease liability	-	-	327.81	327.81	-	-	-	-
<b>Current</b>								
Trade payables	-	-	4,893.66	4,893.66	-	-	-	-
Liability towards lease asset	-	-	191.12	191.12	-	-	-	-
Derivative liabilities	24.33	-	-	24.33	-	24.33	-	24.33
Other financial liabilities	-	-	3,748.94	3,748.94	-	-	-	-
	24.33	-	9,161.53	9,185.86	-	24.33	-	24.33

## Notes:

- i) Abbreviation  
FVTPL - Fair valuation through profit and loss  
FVTOCI - Fair value through other comprehensive income
- ii) The investments does not include equity investment which are carried at cost and hence not required to be disclosed as per Ind AS 107 "Financial instruments disclosures".
- iii) The management has assessed that the fair value of cash and cash equivalents, other balances with banks, loans, trade receivables, other financial assets and other financial liabilities approximate their carrying amounts largely due to the short term maturities of these instruments.

# NOTES TO CONSOLIDATED FINANCIAL STATEMENTS

FOR THE YEAR ENDED 31 MARCH 2026

(Currency: Indian Rupees in Millions, unless otherwise stated)

- iv) The Group uses the following hierarchy to determining end or disclosing the fair value of financial instruments by valuation techniques.

Level 1 – Quoted (unadjusted) market prices in active markets for identical assets or liabilities;

Level 2 – Valuation techniques for which the lowest level input that is significant to the fair value measurement is directly or indirectly observable;

Level 3 – Valuation techniques for which the lowest level input that is significant to the fair value measurement is unobservable.

- v) The fair value of the financial assets and liabilities is included at the amount at which the instrument could be exchanged in a current transaction between willing parties.

The following methods and assumptions were used to estimate the fair values:

The fair value of quoted equity investment and mutual funds are based on price quotations at the reporting date.

The Group enters into derivative financial instruments with various counterparties, principally with banks. Foreign exchange forward contracts are valued using valuation techniques, which employs the use of market observable inputs. The model incorporates various inputs including the credit quality of counter parties, foreign exchange spot and forward rates.

The fair values of investments in mutual fund units is based on the net asset value ('NAV') as stated by the issuers of these mutual fund units in the published statements as at Balance Sheet date. NAV represents the price at which the issuer will issue further units of mutual fund and the price at which issuers will redeem such units from the investors.

Derivative assets and liabilities: The fair value of forward foreign exchange contracts is calculated as the present value determined using forward exchange rates and interest rate curve of respective currencies (Level 2).

- vi) There were no transfers between level 1 and 2 during the year.

## 43. FINANCIAL RISK MANAGEMENT OBJECTIVES AND POLICIES

The activities of the Group exposes it to a number of financial risks namely market risk, credit risk and liquidity risk. The Group seeks to minimize the potential impact of unpredictability of the financial markets on its financial performance.

The Group's board of directors has overall responsibility for the establishment and oversight of the Group's risk management framework. The board of directors is responsible for developing and monitoring the Group's risk management policies.

The Group's risk management policies are established to identify and analyse the risks faced by the Group, to set appropriate risk limits and controls and to monitor risks and adherence to limits. Risk management policies and systems are reviewed regularly to reflect changes in market conditions and the Group's activities. The Group, through its training and management standards and procedures, aims to maintain a disciplined and constructive control environment in which all employees understand their roles and obligations.

### a. Management of credit risk

Credit risk refers to the risk of default on its obligations by a counterparty to the Group resulting in a financial loss to the Group. The Group is exposed to credit risk from its operating activities (trade receivables) and investment securities.

Credit risk is managed through credit approvals, establishing credit limits and continuously monitoring the creditworthiness of customers to which the Group grants credit terms in the normal course of business. The Group establishes an allowance for doubtful debts and impairment that represents its estimate of default rates over expected life of trade receivables and is adjusted for forward looking estimates.

The Group's exposure to credit risk is influenced mainly by the individual characteristics of each customer. The demographics of the customer, including the default risk of the industry and country in which the customer operates, also has an influence on credit risk assessment. The Group has no concentration of credit risk as the customer base is widely distributed.

# NOTES TO CONSOLIDATED FINANCIAL STATEMENTS

FOR THE YEAR ENDED 31 MARCH 2026

(Currency: Indian Rupees in Millions, unless otherwise stated)

Summary of the ageing for trade receivables are as follows:

Particulars	Carrying amount as at 31 March 2026			
	Weighted average loss rate	Estimated total gross carrying amount at default	ECL- simplified approach	Net carrying amount
<b>Not due &amp; Due &lt; 181 days</b>	<b>1%</b>	<b>7,237.32</b>	<b>76.82</b>	<b>7,160.50</b>
<b>Past due</b>				
181 Days to 1 Year	21%	215.79	66.49	149.30
> 1 Year to 2 Year	64%	207.66	186.81	20.85
> 2 Year to 3 Year	100%	86.02	63.09	22.93
Above 3 Year	100%	212.98	210.47	2.51
		<b>7,959.77</b>	<b>603.68</b>	<b>7,356.09</b>

## Expected credit loss assessment for customers as at 31 March 2026:

The Group allocates each exposure to a credit risk grade based on a variety of data that is determined to be predictive of the risk of loss (e.g. timeliness of payments, available press information etc.) and applying experienced credit judgement.

Exposures to customers outstanding at the end of each reporting period are reviewed by the Group to determine incurred and expected credit losses. Historical trends of impairment of trade receivables do not reflect any significant credit losses. Given that the macro economic indicators affecting customers of the Group have not undergone any substantial change, the Group expects the historical trend of minimal credit losses to continue.

The movement in the allowance for impairment in respect of trade and other receivables during the period was as follows:

Particulars	Amount
Balance as at 31 March 2024	987.60
Less : Amount Written off	(5.85)
Add: Impairment loss recognised / (reversed) (Refer note 34)	19.13
Balance as at 31 March 2025	1,000.88
Less : Amount Written off	(533.79)
Add: Impairment loss recognised / (reversed) (Refer note 34)	136.59
<b>Balance as at 31 March 2026</b>	<b>603.68</b>

The impairment loss at 31 March 2026 related to several customers that have defaulted on their payments to the Group and are not expected to be able to pay their outstanding balances, mainly due to economic circumstances.

## Investments

The Group limits its exposure to credit risk by investing in liquid securities and only with counterparties that have a good credit rating. The Group does not expect any losses from non-performance by these counter-parties, and does not have any significant concentration of exposures to specific industry sectors or specific country risks.

Other than trade and other receivables, the Group has no other financial assets that are past due but not impaired.

## b. Liquidity risk

Liquidity risk is the risk that the Group will encounter difficulty in meeting the obligations associated with its financial liabilities that are settled by delivering cash or another financial asset. The Group's approach to managing liquidity is to ensure, as far as possible, that it will have sufficient liquidity to meet its liabilities when they are due, under both normal and stressed conditions, without incurring unacceptable losses or risking damage to the Group's reputation.

The Group has an established liquidity risk management framework for managing its short term, medium term and long term funding and liquidity management requirements. The Group's exposure to liquidity risk arises primarily from mismatches of the maturities of financial assets and liabilities. The Group manages the liquidity risk by maintaining adequate funds in cash and cash equivalents. The Group also has adequate credit facilities sanctioned with banks to ensure that there is sufficient cash to meet all its normal operating commitments in a timely and cost-effective manner.

# NOTES TO CONSOLIDATED FINANCIAL STATEMENTS

FOR THE YEAR ENDED 31 MARCH 2026

(Currency: Indian Rupees in Millions, unless otherwise stated)

## Exposure to liquidity risk

The following are the remaining contractual maturities of financial liabilities at the reporting date. The amounts are gross and undiscounted.

31 March 2026		Contractual cash flows			
Particulars	Carrying amount	Total	Upto 1 year	1-5 years	More than 5 years
<b>Non-derivative financial liabilities</b>					
Borrowings	15.00	19.80	2.83	14.38	2.59
Lease liabilities	618.00	698.72	207.50	432.16	59.06
Trade payables	3,970.94	3,970.94	3,970.94	-	-
Other financial liabilities	4,453.22	4,453.22	4,453.22	-	-
<b>Derivative financial liabilities</b>					
Current liabilities					
Forward exchange contracts	94.20	94.20	94.20	-	-
	<b>9,151.36</b>	<b>9,236.88</b>	<b>8,728.69</b>	<b>446.54</b>	<b>61.65</b>
31 March 2025		Contractual cash flows			
Particulars	Carrying amount	Total	Upto 1 year	1-5 years	More than 5 years
<b>Non-derivative financial liabilities</b>					
Lease liabilities	518.93	351.86	127.30	208.58	15.98
Trade payables	4,893.66	4,893.66	4,893.66	-	-
Other financial liabilities	3,748.94	3,748.94	3,748.94	-	-
<b>Derivative financial liabilities</b>					
Current liabilities					
Forward exchange contracts	24.33	24.33	24.33	-	-
	<b>9,185.86</b>	<b>9,018.79</b>	<b>8,794.23</b>	<b>208.58</b>	<b>15.98</b>

## c. Market risk

Market risk is the risk that the fair value or future cash flows of a financial instrument will fluctuate because of changes in market prices. Market risk comprises of three types of risks: interest rate risk, price risk and currency rate risk. Financial instruments affected by market risk includes foreign currency receivables/payables, investments and derivative financial instruments. The Group has international trade operations and is exposed to a variety of market risks, including currency and interest rate risks.

### i) Currency risk

Currency risk is the risk that the fair value or future cash flows of a financial instrument will fluctuate because of changes in foreign exchange rates. The Group has foreign currency trade payables and receivables and is therefore exposed to foreign exchange risk. The Group mitigates the foreign exchange risk by setting appropriate exposure limits, periodic monitoring of the exposures and hedging exposures using derivative financial instruments like foreign exchange forward contracts. The exchange rates have been volatile in the recent years and may continue to be volatile in the future. However the operating results and financials of the Group may not be impacted due to volatility of the rupee against foreign currencies as the exposure is generally fully hedged.

# NOTES TO CONSOLIDATED FINANCIAL STATEMENTS

FOR THE YEAR ENDED 31 MARCH 2026

(Currency: Indian Rupees in Millions, unless otherwise stated)

## Exposure to currency risk (Exposure in different currencies converted to functional currency i.e. Rupees)

The currency profile of financial assets and financial liabilities as at 31 March 2026 and 31 March 2025 are as below:

	31 March 2026	31 March 2026	31 March 2026	31 March 2026	31 March 2026
	US\$	EURO	RMB	AED	Others
<b>Financial assets</b>					
Cash and cash equivalents	5.53	-	-	-	-
Trade and other receivables	2,642.05	-	-	434.82	3.20
	2,647.58	-	-	434.82	3.20
<b>Financial liabilities</b>					
Trade and other payables	1,204.79	0.16	-	-	6.01
	1,204.79	0.16	-	-	6.01
Net statement of financial position exposure	1,442.79	(0.16)	-	434.82	(2.81)
Forward exchange contracts - Sell	2,239.01	-	-	480.22	-
Forward exchange contracts - Buy*	(1,196.84)	-	(220.19)	-	-

\* includes forward contracts for goods-in-transits

	31 March 2025	31 March 2025	31 March 2025	31 March 2025
	US\$	EURO	AED	Others
<b>Financial assets</b>				
Cash and cash equivalents	5.60	-	-	-
Trade and other receivables	2,565.38	-	284.79	3.58
	2,570.98	-	284.79	3.58
<b>Financial liabilities</b>				
Trade and other payables	1,395.03	0.14	3.96	6.71
	1,395.03	0.14	3.96	6.71
Net statement of financial position exposure	1,175.95	(0.14)	280.83	(3.13)
Forward exchange contracts - Sell	1,670.31	-	255.49	-
Forward exchange contracts - Buy*	(1,474.18)	-	-	-

\* includes forward contracts for goods-in-transits

## Sensitivity analysis

A reasonably possible strengthening (weakening) of the Indian Rupee against US Dollars and EURO would have affected the measurement of financial instruments denominated in US dollars and EURO and affected the profit and loss by the amounts shown below. This analysis assumes that all other variables, in particular interest rates, remain constant and ignores any impact of forecast sales and purchases.

Effect in Rupees	Profit or loss	
	Strengthening	Weakening
<b>31 March 2026</b>		
<b>1% movement</b>		
US\$	(24.85)	24.85
RMB	2.20	(2.20)
AED	(9.15)	9.15
Others	0.03	(0.03)
	(31.77)	31.77

Effect in Rupees	Profit or loss	
	Strengthening	Weakening
<b>31 March 2025</b>		
<b>1% movement</b>		
US\$	(13.72)	13.72
AED	(5.36)	5.36
Others	0.03	(0.03)
	(19.05)	19.05

# NOTES TO CONSOLIDATED FINANCIAL STATEMENTS

FOR THE YEAR ENDED 31 MARCH 2026

(Currency: Indian Rupees in Millions, unless otherwise stated)

## ii) Interest rate risk

Interest rate risk can be either fair value interest rate risk or cash flow interest rate risk. Fair value interest rate risk is the risk of changes in fair values of fixed interest bearing investments because of fluctuations in the interest rates. Cash flow interest rate risk is the risk that the future cash flows of floating interest bearing investments will fluctuate because of fluctuations in the interest rates.

Interest rate risk is the risk that the fair value or future cash flows of a financial instrument will fluctuate because of changes in market interest rates. The Group does not have any significant exposure to interest rate risks since its investments are in Debt mutual funds.

### Exposure to interest rate risk

The interest rate risk arises primarily from the Barrix Agro Sciences Private Limited, subsidiary company's borrowings. During the current year, Barrix Agro Sciences Private Limited has availed a term loan amounting to ₹ 1.50 Crores for the purchase of a motor car, carrying a fixed interest rate of 8.25% per annum and secured by way of hypothecation of the said vehicle. Accordingly, their exposure to interest rate risk is limited as the borrowing carries a fixed rate of interest.

### Fair value sensitivity analysis for fixed-rate instruments

The Group does not account for any fixed-rate borrowings at fair value through profit or loss. Therefore, a change in interest rates at the reporting date would not affect profit or loss.

## iii) Equity risk

The Group's investments in listed and non-listed equity securities are susceptible to market price risk arising from uncertainties in the financial market. The investment in listed and unlisted equity securities are not significant.

## 44. SEGMENT INFORMATION

The Group operates in only one reportable segment namely Agro-chemicals. This segment covers sale of products mainly to end consumers which are farmers. This includes agricultural pesticides. Operating Segment disclosures are consistent with the information provided to and reviewed by management.

### A. Geographic information

The Group has considered the export operations as a separately identifiable geographic segment due to operations in the Japan and other countries, details of which given below:

Segment revenue	For the year ended 31 March 2026	For the year ended 31 March 2025
India	25,358.03	24,411.61
Outside India		
-Brazil	1,723.36	2,331.32
-Japan	1,374.68	1,198.01
-UAE	1,321.74	-
-Others	2,311.06	3,248.93
	6,730.84	6,778.26
<b>Total revenue</b>	<b>32,088.87</b>	<b>31,189.87</b>

Segment assets	As at 31 March 2026	As at 31 March 2025
India	41,728.75	36,755.22
Outside India	3,013.16	2,889.06
<b>Total assets</b>	<b>44,741.91</b>	<b>39,644.28</b>

### B. Information about major customers

#### Domestic

The Company does not have any domestic customer, with whom revenue from domestic transactions is more than 10% of Company's total domestic revenue.

#### Export

Revenue from two Export customers represents ₹ 2,808.34 Millions (31 March 2025: ₹ 3,257.16 Millions) of the total Export revenue.

# NOTES TO CONSOLIDATED FINANCIAL STATEMENTS

FOR THE YEAR ENDED 31 MARCH 2026

(Currency: Indian Rupees in Millions, unless otherwise stated)

## 45. EMPLOYEE BENEFITS

The Group contributes to the following post-employment plans.

### (A) Defined contribution plans:

- I) Provident fund is a defined contribution scheme established under a state plan.
  - II) Superannuation fund is a defined contribution scheme. The scheme is funded with an insurance company in the form of a qualifying insurance policy.
  - III) Contribution to Employees State Insurance Corporation (ESIC)
- Current service cost included under the head - Contribution to provident fund and other funds in note 32 'Employee benefits expense':

	31 March 2026	31 March 2025
Provident fund and family pension fund	99.48	94.21
Superannuation fund	22.23	19.32
ESIC	2.88	3.33
Other funds	13.13	11.86
	137.72	128.72

### (B) Defined benefit plan:

Gratuity plan is classified as a defined benefit plan as the Group's obligation is to provide agreed benefit plan to members. Actuarial and investment risks are borne by the Group.

The most recent actuarial valuation of plan assets and the present value of the defined benefit obligation for gratuity was carried out as at 31 March 2026. The present value of the defined benefit obligations and the related current service cost and past service cost, were measured using the Projected Unit Credit Method.

Gratuity of the Holding Company is funded through investments with an insurance service provider which is managed by them.

	31 March 2026	31 March 2025
Defined benefit obligation	792.10	663.34
Fair value of plan assets	650.40	576.91
<b>Net defined benefit obligation</b>	<b>141.70</b>	<b>86.43</b>

#### i. Movement in net defined benefit liability

The following table shows a reconciliation from the opening balances to the closing balances for net defined benefit (asset) liability and its components

	Defined benefit obligation		Fair value of plan assets		Net defined benefit (asset) liability	
	31 March 2026	31 March 2025	31 March 2026	31 March 2025	31 March 2026	31 March 2025
<b>Opening balance</b>	<b>663.34</b>	570.99	<b>576.91</b>	504.29	<b>86.43</b>	66.70
<b>Included in profit or loss:</b>						
Current service cost	65.87	57.25	-	-	65.87	57.25
Past service cost	123.87	-	-	-	123.87	-
Interest cost (income)	43.65	38.16	39.96	35.40	3.69	2.76
Sub-total included in statement of profit and loss	896.73	666.40	616.87	539.69	279.86	126.71
<b>Included in OCI</b>						
<b>Remeasurement gain:</b>						
<b>Actuarial gain arising from:</b>						
Financial assumptions	(93.88)	27.85	-	-	(93.88)	27.85
Change in demographic	(12.34)	2.03	-	-	(12.34)	2.03
Experience adjustment	34.42	4.20	-	-	34.42	4.20
Return on plan assets excluding interest income	-	(10.30)	0.95	10.87	(0.95)	(21.17)
Sub-total included in OCI	(72.75)	12.91			(72.75)	12.91
	<b>824.93</b>	690.18	<b>617.82</b>	550.56	<b>207.11</b>	139.62

## NOTES TO CONSOLIDATED FINANCIAL STATEMENTS

FOR THE YEAR ENDED 31 MARCH 2026

(Currency: Indian Rupees in Millions, unless otherwise stated)

	Defined benefit obligation		Fair value of plan assets		Net defined benefit (asset) liability	
	31 March 2026	31 March 2025	31 March 2026	31 March 2025	31 March 2026	31 March 2025
<b>Other</b>						
Contributions paid by the employer	-	-	64.50	52.77	(64.50)	(52.77)
Benefits paid	(32.83)	(26.84)	(31.92)	(26.42)	(0.91)	(0.42)
Liability on account of acquisition	-	-	-	-	-	-
<b>Closing balance</b>	<b>792.10</b>	<b>663.34</b>	<b>650.40</b>	<b>576.91</b>	<b>141.70</b>	<b>86.43</b>

The components of defined benefit plan cost are as follows:

Particulars	31 March 2026	31 March 2025
<b>Recognised in statement of profit and loss</b>		
Current service cost	65.87	57.25
Net interest cost	3.69	2.76
Past service cost	123.87	-
<b>Total</b>	<b>193.43</b>	<b>60.01</b>
<b>Recognised in other comprehensive income</b>		
Remeasurement of net defined benefit liability/(asset)	(72.75)	12.91

### ii. Plan assets

Plan assets comprise the following

	31 March 2026	31 March 2025
<b>Insurer managed funds (Life Insurance Corporation of India)</b>	<b>100%</b>	<b>100%</b>

### iii. Actuarial assumptions

The following were the key actuarial assumptions at the reporting date (expressed as weighted averages).

	31 March 2026	31 March 2025
Discount rate	6.40% - 7.05%	6.55% - 6.73%
Future salary growth	7.05% p.a. - 8% p.a.	9.75% p.a. - 15% p.a.
Withdrawal rate	5% at younger ages reducing to 1% at older ages	5% at younger ages reducing to 1% at older ages
Mortality rate	Indian Assured Lives Mortality (2012-14) Table	Indian Assured Lives Mortality (2012-14) Table

### iv. Sensitivity analysis

Reasonably possible changes at the reporting date to one of the relevant actuarial assumptions, holding other assumptions constant, would have affected the defined benefit obligation by the amounts shown below:

	31 March 2026		31 March 2025	
	Increase	Decrease	Increase	Decrease
Discount rate (0.50% movement)	755.81	830.24	543.28	543.28
Future salary growth (0.50% movement)	828.31	757.22	599.38	599.38
Withdrawal rate (10% movement)	787.98	795.70	567.05	567.05
Future mortality (10% movement)	791.13	791.72	556.70	556.70

Sensitivity analysis is performed by varying a single parameter while keeping all the other parameters unchanged.

Sensitivity analysis fails to focus on the interrelationship between underlying parameters.

Hence, the results may vary if two or more variables are changed simultaneously.

# NOTES TO CONSOLIDATED FINANCIAL STATEMENTS

FOR THE YEAR ENDED 31 MARCH 2026

(Currency: Indian Rupees in Millions, unless otherwise stated)

The method used does not indicate anything about the likelihood of change in any parameter and the extent of the change if any.

## v. Expected future cash flows

The expected future cash out-flows in respect of gratuity as at year end is as follows:

Particulars	31 March 2026	31 March 2025
Up to 1 year	97.27	34.88
Between 1-2 years	63.59	86.61
Between 2-6 years	215.15	176.11
6 to 10+ years	228.21	198.28

The average duration of the defined benefit plan obligation at the end of the reporting year is 9.43 years (31 March 2025: 10.14 years).

The contribution expected to be made by the Holding Company during the financial year 2026-27 is ₹ 120.93 Millions.

## (C) Other long-term employee benefits:

Compensated absences are payable to employees at the rate of daily salary for each day of accumulated leave on death or on resignation or upon retirement. The charge towards compensated absences for the year ended 31 March 2026 based on actuarial valuation using the projected accrued benefit method is ₹ 69.22 Millions (31 March 2025: ₹ 64.42 Millions). In the coming financial year it is expected to remain in the similar range.

## 46. CONTINGENT LIABILITIES AND COMMITMENTS

### A) Contingent liabilities

	As at 31 March 2026	As at 31 March 2025
a. In respect of tax matters		
Demand raised by authorities against which the Holding Company has filed an appeal		
i) Income tax	335.47	138.44
ii) Service tax	9.05	9.05
iii) Customs duty	41.83	37.62
iv) VAT / Sales tax	0.50	0.50
v) Goods and service tax	43.54	40.94
b. In respect of other matters		
Claims against the Holding Company, by consumers, not acknowledged as debts	170.34	160.27
<b>Total</b>	<b>600.73</b>	<b>386.82</b>

The Group has reviewed all its pending litigations and proceedings and has adequately provided for where provisions are required and disclosed contingent liabilities where applicable, in its financial statements. The Group does not expect the outcome of these proceedings to have a materially adverse effect on the financial statements.

It is not practicable for the Group to estimate the timings of cash outflows, if any, in respect of the above pending resolution of the respective proceedings as it is determinable only on receipt of judgements/decisions pending with various forums/authorities.

### B) Capital commitments

	As at 31 March 2026	As at 31 March 2025
Estimated value of contracts in capital account remaining to be executed and not provided for (net of capital advances)		
Property, plant and equipment ('PPE')	173.21	275.18
Intangible Assets	2.15	1.20

# NOTES TO CONSOLIDATED FINANCIAL STATEMENTS

FOR THE YEAR ENDED 31 MARCH 2026

(Currency: Indian Rupees in Millions, unless otherwise stated)

## 47. TOTAL OUTSTANDING DUES OF MICRO AND SMALL ENTERPRISES

	As at 31 March 2026	As at 31 March 2025
The amounts remaining unpaid to micro and small suppliers as at the end of the year		
Principal*	406.87	321.12
Interest	-	0.40
The amount of interest paid by the buyer as per the Micro, Small and Medium Enterprises Development Act, 2006 (MSMED Act, 2006)	-	-
The amounts of the payments made to micro and small suppliers beyond the appointed day during each accounting year	-	15.30
The amount of interest due and payable for the period of delay in making payment (which have been paid but beyond the appointed day during the year) but without adding the interest specified under MSMED Act, 2006	-	0.40
The amount of interest accrued and remaining unpaid at the end of each accounting period	-	0.40
The amount of further interest remaining due and payable even in the succeeding years, until such date when the interest dues as above are actually paid to the small enterprise for the purpose of disallowance as a deductible expenditure under the MSMED Act, 2006	-	0.40

\* Includes amount payable in the nature of capital creditors as disclosed under note 25 - Other current financial liabilities

## 48. RESEARCH AND DEVELOPMENT EXPENDITURE ('R & D')

	As at 31 March 2026	As at 31 March 2025
(a) Research and development costs, as certified by the management, debited to the statement of profit and loss (in respective heads of accounts) are as under:		
(i) Revenue expenses	123.31	128.71
(ii) Depreciation and amortisation of expenses	14.01	14.67
	<b>137.32</b>	<b>143.38</b>
(b) Capital expenditure incurred during the year on research and development	21.19	3.23

## 48. CORPORATE SOCIAL RESPONSIBILITY

				As at 31 March 2026	As at 31 March 2025
(a) Gross amount required to be spent					
i) for current year				123.96	120.13
ii) for previous year				-	-
				<b>123.96</b>	<b>120.13</b>
(b) Amount approved by the Board to be spent during the year				123.96	120.13
(c) Amount spent during the year ending on 31 March 2026	In cash	Yet to be paid in cash	Total		
(i) Construction / acquisition of any assets	-	-	-		
(ii) For previous year	-	-	-		
(iii) On purpose other than (i) above	123.96	-	123.96		
	<b>123.96</b>	<b>-</b>	<b>123.96</b>		
(d) Amount spent during the year ending on 31 March 2025	In cash	Yet to be paid in cash	Total		
(i) Construction / acquisition of any assets	-	-	-		

# NOTES TO CONSOLIDATED FINANCIAL STATEMENTS

FOR THE YEAR ENDED 31 MARCH 2026

(Currency: Indian Rupees in Millions, unless otherwise stated)

				As at 31 March 2026	As at 31 March 2025
(ii) For previous year	-	-	-		
(iii) On purpose other than (i) above	120.13	-	120.13		
	120.13	-	120.13		
(e) Details related to spent / unspent obligations:					
i) Contribution to public trust				79.62	43.66
ii) Contribution to charitable trust				23.30	54.34
iii) Others				21.22	22.13
iv) Unspent amount in relation to:					
- Ongoing project				-	-
- Other than ongoing project				-	-
				124.14	120.13
(f) Details of other than ongoing project					
<b>Particulars</b>				<b>As at 31 March 2026</b>	<b>As at 31 March 2025</b>
a) Opening balance					
- With the Holding Company				-	-
- In separate CSR unspent A/c				-	-
b) Amount required to be spent and approved by the Board during the year				124.14	120.13
c) Amount spent during the year					
- From Company's bank A/c				124.14	120.13
- From separate CSR unspent A/c				-	-
d) Closing balance					
- With the Holding Company				-	-
- In separate CSR unspent A/c				-	-

50. In October 2022, the Central Government ('Government') issued a Notification ('Notification') mandating that Glyphosate, a broad spectrum weedicide and an important product for the Holding Company, will be used only through Pest Control Operators. Industry players and associations have filed petitions ('Petitions') before the Hon'ble Delhi High Court ('Hon'ble Court') challenging the Notification. In the course of hearings in the matter, the counsel of the Government has stated that the Notification will not be implemented till the disposal of the Petitions. The Petitions are under hearing before the Hon'ble Court.

## 51. STATUTORY GROUP INFORMATION AS REQUIRED UNDER SCHEDULE III TO THE COMPANIES ACT, 2013 WITH RESPECT TO CONSOLIDATED IND AS FINANCIAL STATEMENTS

Name of the entity	31 March 2026							
	Net Assets		Share in profit or (loss)		OCI		Total comprehensive income	
	As % of consolidated net assets	Amount	As % of consolidated profit or (loss)	Amount	As % of consolidated OCI	Amount	As % of consolidated total comprehensive income	Amount
1	2	3	4	5	6	7	8	9
Parent - Sumitomo Chemical India Limited	99.72%	33,841.77	100.03%	5,431.38	76.94%	43.27	99.79%	5,474.65
<b>Subsidiaries</b>								
1. Barrix Agro Sciences Private Limited	0.80%	270.75	0.01%	0.75	19.86%	11.17	0.22%	11.92
2. Excel Crop Care (Africa) Limited	0.04%	14.48	(0.02%)	(1.03)	-	-	(0.02%)	(1.03)
Adjustment arising out of consolidation	(0.56%)	(189.17)	(0.02%)	(1.35)	3.20%	1.80	0.01%	0.45
<b>TOTAL</b>	<b>100.00%</b>	<b>33,937.83</b>	<b>100.00%</b>	<b>5,429.75</b>	<b>100.00%</b>	<b>56.24</b>	<b>100.00%</b>	<b>5,485.99</b>

# NOTES TO CONSOLIDATED FINANCIAL STATEMENTS

FOR THE YEAR ENDED 31 MARCH 2026

(Currency: Indian Rupees in Millions, unless otherwise stated)

Name of the entity	31 March 2025							
	Net Assets		Share in profit or (loss)		OCI		Total comprehensive income	
	As % of consolidated net assets	Amount	As % of consolidated profit or (loss)	Amount	As % of consolidated OCI	Amount	As % of consolidated total comprehensive income	Amount
1	2	3	4	5	6	7	8	9
Parent - Sumitomo Chemical India Limited	99.71%	28,966.15	99.11%	5,019.48	67.11%	(6.59)	99.17%	5,012.89
<b>Subsidiaries</b>								
1. Barrix Agro Sciences Private Limited	0.89%	258.83	1.25%	63.13	31.36%	(3.08)	1.19%	60.05
2. Excel Crop Care (Africa) Limited	0.05%	13.71	-	-	-	-	-	-
Adjustment arising out of consolidation	(0.65%)	(187.89)	(0.36%)	(18.18)	1.53%	(0.15)	(0.36%)	(18.33)
<b>TOTAL</b>	<b>100.00%</b>	<b>29,050.80</b>	<b>100.00%</b>	<b>5,064.43</b>	<b>100.00%</b>	<b>(9.82)</b>	<b>100.00%</b>	<b>5,054.61</b>

**Note :** Excel Crop Care (Africa) Limited, Tanzania, an unlisted subsidiary of the Holding Company had applied for voluntarily winding up effective from 31 March 2024 since it was not having significant business / commercial activities / sales.

## 52. OTHER STATUTORY INFORMATION

- (i) The Group does not have any benami property, where any proceeding has been initiated or pending against the Group for holding any benami property.
- (ii) The Group does not have any transactions with companies struck off.
- (iii) The Group does not have any charges or satisfaction which is yet to be registered with ROC beyond the statutory period.
- (iv) The Group has not traded or invested in crypto currency or virtual currency during the financial year.
- (v) The Group has not advanced or loaned or invested funds to any other persons or entities, including foreign entities (Intermediaries) with the understanding that the intermediary shall:
  - (a) directly or indirectly lend or invest in other persons or entities identified in any manner whatsoever by or on behalf of the Group (Ultimate Beneficiaries) or
  - (b) provide any guarantee, security or the like to or on behalf of the Ultimate Beneficiaries.
- (vi) The Group has not received any fund from any persons or entities, including foreign entities (Funding Party) with the understanding (whether recorded in writing or otherwise) that the Group shall:
  - (a) directly or indirectly lend or invest in other persons or entities identified in any manner whatsoever by or on behalf of the Funding Party (Ultimate Beneficiaries) or
  - (b) provide any guarantee, security or the like on behalf of the Ultimate Beneficiaries.
- (vii) The Group does not have any such transaction which is not recorded in the books of accounts that has been surrendered or disclosed as income during the year in the tax assessments under the Income Tax Act, 1961 (such as, search or survey or any other relevant provisions of the Income Tax Act, 1961).
- (viii) The Group has complied with the number of layers prescribed under clause 87 of section 2 of the Companies Act, 2013 read with Companies (restriction on number of layers) Rules, 2017.
- (ix) Following disclosures are not applicable for consolidated financial statements as per Schedule III Accounting ratios

# NOTES TO CONSOLIDATED FINANCIAL STATEMENTS

FOR THE YEAR ENDED 31 MARCH 2026

(Currency: Indian Rupees in Millions, unless otherwise stated)

## 53. DISCLOSURE AS PER REGULATION 34(3) READ WITH SCHEDULE 5 OF LISTING REGULATIONS WITH THE STOCK EXCHANGES AND SECTION 186 OF THE COMPANIES ACT, 2013

The Group has not made any investment, provided any loans or advances in the nature of loans, given any guarantee or security covered under Section 186 and accordingly, the disclosure requirements do not apply to the Group.

## 54. EVENTS AFTER THE REPORTING PERIOD

There are no significant events after the reporting period except as disclosed in note 20(f), that require adjustments or disclosures in the consolidated financial statements as on the balance sheet date.

## 55. DERIVATIVE CONTRACTS

The Group has a process whereby periodically all long-term contracts (including derivative contracts) are assessed for material foreseeable losses. At the year end, the Group has reviewed and there are no long-term contracts for which there are any material foreseeable losses. The Group has ensured that adequate provision as required under any law/ accounting standards for material foreseeable losses on derivative contracts has been made in the books of account.

---

As per our report of even date attached  
For **B S R & Co. LLP**  
Chartered Accountants  
Firm's Registration No: 101248W/W-100022

**Farhad Bamji**  
*Partner*  
Membership No: 105234  
Place: Mumbai  
Date: 26 May 2026

For and on behalf of the Board of Directors of  
**Sumitomo Chemical India Limited**  
CIN: L24110MH2000PLC124224

**Chetan Shah**  
*Managing Director*  
DIN: 00488127  
Place: Mumbai  
Date: 26 May 2026

**Anil Nawal**  
*Chief Financial Officer*  
Place: Mumbai  
Date: 26 May 2026

**Sushil Marfatia**  
*Executive Director*  
DIN: 07618601  
Place: Mumbai  
Date: 26 May 2026

**Deepika Trivedi**  
*Company Secretary*  
Membership No: A30138  
Place: Mumbai  
Date: 26 May 2026









## SUMITOMO CHEMICAL INDIA LTD.

### Registered Office:



Building No.1, Ground Floor, Shant Manor Co-op Housing Society Ltd,  
Chakravarti Ashok 'X' Road, Kandivli (East), Mumbai-400101.  
Tel: 022-28866666

### Corporate Office:



13 & 14, Aradhana Industrial Development Corporation,  
Near Virwani Industrial Estate, Goregaon (East), Mumbai-400063.  
Tel: 022-42522200

*To know more, connect with us*



[www.sumichem.co.in](http://www.sumichem.co.in)



[@farmingtube](#)



[@sumitomochemicalindia ltd](#)



[@sumitomochemicalindia ltd](#)



[@sumitomo-chemical-india-ltd](#)



[@sumichemindia](#)