

Date: - 14/05/2026

To,
National Stock Exchange of India Limited,
Exchange Plaza, C-1, Block G,
Bandra Kurla Complex,
Bandra (E), Mumbai – 400051
Symbol: ATALREAL

BSE Limited,
25th Floor,
Phiroz Jeejeebhoy Towers,
Dalal Street, Fort,
Mumbai - 400001
Script Code: 543911

Sub: - Outcome of Board Meeting under regulation 33 of the SEBI (Listing Obligations and Disclosure Requirement) Regulations, 2015 as amended from time to time.

Dear Sir /Madam,

Pursuant to Regulation - 33 of SEBI (Listing Obligations and disclosure Requirements) Regulations, 2015 (“Listing Regulations”), we wish to inform you that the Meeting of the Board of Directors of the company was held on Thursday, 14th May, 2026 at Registered Office No. B 406, Third Floor, ABH Capital, Opp. Ramayan Bungalow, Sharanpur Road, Near Rajiv Gandhi Bhavan, H P T College, Nashik – 422005 MH IN which was commenced at 03:30 PM and concluded at 04:35 PM. The Board of directors of the company has considered and approved the following: -

1. Considered and approved the Audited Standalone and Consolidated Financial results of the company for the Quarter and year ended 31st March, 2026 along with Audit report of the auditor for the corresponding period is enclosed herewith as **Annexure A** for your record. These results are also being uploaded on the Company’s website at www.atalrealtech.com.

The Board meeting commenced at 03:30 pm and concluded at 04:35 pm.

Thanking You

You are requested to please take on record the aforesaid information for your reference, records and for further needful.

Thanking You,
Yours Faithfully,

FOR ATAL REALTECH LIMITED

Mr. Vijaygopal Parasram Atal
Designation: Managing Director
DIN: 00126667

Place: Nashik

Independent Auditor's Report

Independent Auditor's Report on the Quarterly and Year to Date Audited Standalone Financial Results of Atal Realtech Limited Pursuant to the Regulation 33 of the SEBI (Listing Obligations and Disclosure Requirements) Regulations, 2015, as amended

To

The Board of Directors of
Atal Realtech Limited

REPORT ON THE AUDIT OF THE STANDALONE FINANCIAL RESULTS

OPINION

We have audited the accompanying statement of quarterly and year to date standalone financial results of **Atal Realtech Limited** (the "Company") for the quarter ended March 31, 2026 and for the year ended March 31, 2026 ("Statement"), attached herewith, being submitted by the Company pursuant to the requirement of Regulation 33 of the Securities and Exchange Board of India (Listing Obligations and Disclosure Requirements) Regulations, 2015, as amended ("Listing Regulations").

In our opinion and to the best of our information and according to the explanations given to us, the aforesaid standalone annual financial results:

- I. are presented in accordance with the requirements of Regulation 33 of the Listing Regulations in this regard; and
- II. give a true and fair view in conformity with the applicable Indian accounting standards and other accounting principles generally accepted in India, of the net profit, other comprehensive income and other financial information of the Company for the quarter ended March 31, 2026 and for the year ended March 31, 2026.

BASIS FOR OPINION

We conducted our audit in accordance with the Standards on Auditing (SAs) specified under section 143(10) of the Companies Act, 2013, as amended ("the Act"). Our responsibilities under those Standards are further described in the "Auditor's Responsibilities for the Audit of the Standalone Financial Results" section of our report. We are independent of the Company in accordance with the Code of Ethics issued by the Institute of Chartered Accountants of India together with the ethical requirements that are relevant to our audit of the financial statements under the provisions of the Act and the Rules thereunder, and we have fulfilled our other ethical responsibilities in accordance with these requirements and the ICAI's Code of Ethics. We believe that the audit evidence obtained by us is sufficient and appropriate to provide a basis for our opinion.

MANAGEMENT'S RESPONSIBILITY FOR THE STANDALONE FINANCIAL RESULTS

The Statement has been prepared on the basis of the standalone annual financial statements.

The Board of Directors and the Management of the Company are responsible for the preparation and presentation of the Statement that gives a true and fair view of the net profit and other comprehensive income of the Company and other financial information in accordance with the applicable accounting standards prescribed under Section 133 of the Act read with relevant rules issued thereunder and other accounting principles generally accepted in India and in compliance with Regulation 33 of the Listing Regulations. This responsibility also includes maintenance of adequate accounting records in accordance with the provisions of the Act for safeguarding of the assets of the Company and for preventing and detecting frauds and other irregularities; selection and application of appropriate accounting policies; making judgments and estimates that are reasonable and prudent; and the design, implementation and maintenance of adequate internal financial controls, that were operating effectively for ensuring the accuracy and completeness of the accounting records, relevant to the preparation and presentation of the Statement that give a true and fair view and are free from material misstatement, whether due to fraud or error.

In preparing the Statement, the Board of Directors are responsible for assessing the Company's ability to continue as a going concern, disclosing, as applicable, matters related to going concern and using the going concern basis of accounting unless the Board of Directors either intends to liquidate the Company or to cease operations, or has no realistic alternative but to do so.

The Board of Directors are also responsible for overseeing the Company's financial reporting process.

AUDITOR'S RESPONSIBILITIES FOR THE AUDIT OF THE STANDALONE FINANCIAL RESULTS

Our objectives are to obtain reasonable assurance about whether the Statement as a whole is free from material misstatement, whether due to fraud or error, and to issue an auditor's report that includes our opinion. Reasonable assurance is a high level of assurance but is not a guarantee that an audit conducted in accordance with SAs will always detect a material misstatement when it exists. Misstatements can arise from fraud or error and are considered material if, individually or in the aggregate, they could reasonably be expected to influence the economic decisions of users taken on the basis of these Statement.

As part of an audit in accordance with SAs, we exercise professional judgment and maintain professional skepticism throughout the audit. We also:

- Identify and assess the risks of material misstatement of the Statement, whether due to fraud or error, design and perform audit procedures responsive to those risks, and obtain audit evidence that is sufficient and appropriate to provide a basis for our opinion. The risk of not detecting a material misstatement resulting from fraud is higher than for one resulting from error, as fraud may involve collusion, forgery, intentional omissions, misrepresentations, or the override of internal control.

- Obtain an understanding of internal control relevant to the audit in order to design audit procedures that are appropriate in the circumstances. Under Section 143(3)(i) of the Act, we are also responsible for expressing our opinion on whether the company has adequate internal financial controls with reference to financial statements in place and the operating effectiveness of such controls.
- Evaluate the appropriateness of accounting policies used and the reasonableness of accounting estimates and related disclosures made by the Board of Directors.
- Conclude on the appropriateness of the Board of Directors' use of the going concern basis of accounting and, based on the audit evidence obtained, whether a material uncertainty exists related to events or conditions that may cast significant doubt on the Company's ability to continue as a going concern. If we conclude that a material uncertainty exists, we are required to draw attention in our auditor's report to the related disclosures in the Statement or, if such disclosures are inadequate, to modify our opinion. Our conclusions are based on the audit evidence obtained up to the date of our auditor's report. However, future events or conditions may cause the Company to cease to continue as a going concern.
- Evaluate the overall presentation, structure and content of the Statement, including the disclosures, and whether the Statement represents the underlying transactions and events in a manner that achieves fair presentation.

We communicate with those charged with governance regarding, among other matters, the planned scope and timing of the audit and significant audit findings, including any significant deficiencies in internal control that we identify during our audit.

We also provide those charged with governance with a statement that we have complied with relevant ethical requirements regarding independence, and to communicate with them all relationships and other matters that may reasonably be thought to bear on our independence, and where applicable, related safeguards.


OTHER MATTER

The Statement includes the results for the quarter ended March 31, 2026 being the balancing figure between the audited figures in respect of the full financial year ended March 31, 2026 and the published unaudited year-to-date figures up to the third quarter of the current financial year, which were subjected to a limited review by us, as required under the Listing Regulations.

For M/s. SHARP AARTH & CO. LLP

Chartered Accountants

FRN: 132748W/W100823



CA Praveen Purohit

Partner

MRN: 429231

Date: 14-05-2026

UDIN: 26429231YGVSLK7741

ATAL REALTECH LIMITED
CIN: L45400MH2012PLC234941
AUDITED STANDALONE BALANCE SHEET AS AT MARCH 31, 2026

Sr. No	Particulars	As at March 31, 2026	As at March 31, 2025
		Rs.	Rs.
A.	ASSETS		
1	Non-Current Assets		
(a)	Property Plant Equipment	665.24	449.86
	(i) Gross Block	-	-
	(ii) Depreciation	-	-
	(iii) Net Block	-	-
(b)	Financial Assets		
	(i) Investments	1.00	-
	(ii) Loans	-	-
	(iii) Other	612.99	902.39
(c)	Deferred Tax Assets (Net)	23.86	77.45
(d)	Other Non-Current Assets	171.69	147.10
	Total Non-Current Assets	1,474.77	1,576.82
2	Current Assets		
(a)	Inventories	5,530.35	5,799.77
(b)	Financial Assets		
	(i) Investment	-	-
	(ii) Trade Receivables	1,008.29	287.65
	(iii) Cash and Cash Equivalents	497.83	791.05
	(iv) Loans and Advances	2,485.25	19.01
	(v) Other	889.42	488.89
(c)	Current Tax Assets (net)	-	-
(d)	Other Current Assets	-	-
	Total Current Assets	10,411.14	7,386.37
	Total Assets	11,885.91	8,963.19
B.	EQUITY AND LIABILITIES		
1	Equity		
(a)	Equity Share Capital	2,477.93	2,220.30
(b)	Other Equity	7,109.65	4,509.27
	Equity	9,587.57	6,729.57
1.1	Share Application Money pending Allotment	-	-
2	Liabilities		
2.1.	Non-Current Liabilities		
(a)	Financial Liabilities		
	(i) Borrowings	241.19	92.81
	(ii) Other financial Liabilities	229.21	141.06
(b)	Deferred Tax Liabilities (Net)	-	-
(c)	Provisions	-	-
(d)	Other Non-Current Liabilities	-	-
	Total Non-Current Liabilities	470.40	233.87
2.2	Current Liabilities		
(a)	Financial Liabilities		
	(i) Borrowings	1,120.98	1,490.35
	(ii) Trade Payables	194.18	87.22
	(iii) Other Financial Liabilities	-	-
(b)	Other Current Liabilities	441.94	372.28
(c)	Provisions	67.09	46.14
(d)	Current Tax Liabilities (net)	3.76	3.76
	Total Current Liabilities	1,827.94	1,999.75
	Total Equity and Liabilities	11,885.91	8,963.19

For Atal Realtech Limited


Mr. Vijaygopal Atal
DIN: 00126667
Managing Director
Date: 14-05-2026





REALTECH LTD.

CIN: L45400MH2012PLC234941

ATAL REALTECH LIMITED

CIN: L45400MH2012PLC234941

STATEMENT OF STANDALONE FINANCIAL RESULTS FOR THE QUARTER AND YEAR ENDED MARCH 31, 2026

(Rs. In Lakhs)

Sr. No	Particulars	Quarter Ended			Year Ended	Year Ended
		31st March 2026	31st December 2025	31st March 2025	31st March 2026	31st March 2025
		Audited	Unaudited	Audited	Audited	Audited
	INCOME					
I	Revenue from operations	6,020.39	2,951.20	4,369.07	12,005.36	9,572.83
II	Other income	6.06	(2.11)	(17.12)	19.80	19.08
III	Total Income	6,026.45	2,949.09	4,351.94	12,025.16	9,591.91
	EXPENDITURE					
IV	Purchase of Materials	1,106.11	885.87	520.51	3,263.83	3,774.86
	Direct Expenses	3,036.51	1,627.93	3,130.68	6,776.69	6,820.19
	Changes in Inventory of Finished Goods, Stock in Trade and Work in Progress	1,232.45	(16.10)	119.72	269.42	(2,501.17)
	Employee Benefits Expenses	98.84	88.14	65.72	322.88	252.33
	Financial Costs	23.71	52.64	98.27	152.39	227.69
	Depreciation and Amortization Expense	31.57	26.85	29.52	110.31	79.74
	Other Expenses	79.91	79.60	320.15	254.77	464.91
	Total Expenses	5,609.11	2,744.93	4,284.56	11,150.29	9,118.55
V	Profit before tax	417.34	204.16	67.39	874.86	473.36
VI	Tax expense:					
	(1) Current tax	110.50	34.99	86.74	232.31	188.74
	(2) Deferred tax liability / (asset)	59.41	(2.07)	(64.88)	53.60	(65.88)
	(3) Previous Year Tax Adjustment	-60.47	-	(3.81)	-60.47	(3.81)
VII	Profit/(Loss) for the year	307.90	171.24	49.33	649.43	354.31
VIII	Other Comprehensive Income / (Loss)					
	<u>Item that will not be subsequently reclassified to profit or loss</u>					
	Remeasurement of Defined Benefit Plan	3.57	-	13.68	3.57	13.68
	Fair Value Measurement of Investments	-	-	-	-	-
	Income tax effect relating to items that will not be subsequently reclassified to profit or loss:	-	-	-	-	-
	<u>Item that may be subsequently reclassified to profit or loss</u>					
	Income Tax relating to Item that will be subsequently reclassified to profit or loss	-	-	-	-	-
	Total Other Comprehensive Income / (Loss) of the year	3.57	-	13.68	3.57	13.68
IX	Total Comprehensive Income / (Loss) of the year	311.47	171.24	63.01	653.00	367.99
X	EPS (face value of Rs.2/- each) Basic	0.48	0.21	0.09	1.01	0.33
	EPS Diluted	0.47	0.21	0.09	0.99	0.33

For Atal Realtech Limited

Mr. Vijaygopal Atal
DIN: 00126667
Managing Director
Date: 14-05-2026



0253-2993859

info@atalrealtech.com | atalrealtech@gmail.com


www.atalrealtech.com

Office No. B 406, Third Floor, ABH Capital, OPP. Ramayan Bunglow, Saharanpur Road, Near Rajiv Gandhi Bhavan, Nashik, Maharashtra, India, 422005

Atal Realtech Limited
CIN: L45400MH2012PLC234941
STANDALONE AUDITED CASH FLOW STATEMENT AS AT MARCH 31, 2026

Particulars	31-Mar-26	31-Mar-25
(1) Cash flow from operating activities		
Net Profit / (Loss) before extraordinary items and tax	874.86	473.36
Adjustments for:		
Depreciation and amortisation	110.31	79.74
Finance costs	152.39	227.69
Other Comprehensive Income	3.57	13.68
Operating profit / (loss) before working capital changes	1,141.14	794.48
Changes in working capital:		
Decrease / (Increase) in Inventories	269.42	(2,501.17)
Decrease / (Increase) in Trade Receivables	(720.63)	500.76
Decrease / (Increase) in Short-term loans and advances	(2,466.24)	194.66
Decrease / (Increase) in Other current assets	-	1.36
Decrease / (Increase) in Other Current Financial Assets	(400.53)	(61.35)
Decrease / (Increase) in Other Non-Current Financial Assets	288.40	(497.27)
Decrease / (Increase) in Long-term loans and advances	-	-
Increase / (Decrease) in Long-term liabilities	88.15	84.22
Increase / (Decrease) in Long-term provisions	-	-
Increase / (Decrease) in Short-term borrowings	(369.37)	732.83
Increase / (Decrease) in Trade Payables	106.95	(60.08)
Increase / (Decrease) in Other current liabilities	69.66	(438.93)
Increase / (Decrease) in Short-term provisions	20.95	(3.10)
Increase / (Decrease) in Current tax liabilities	(0.00)	3.76
Cash generated from operations	(1,972.10)	(1,249.83)
Income-tax paid	171.84	184.93
Net cash flow from / (used in) operating activities (A)	(2,143.93)	(1,434.77)
(2) Cash flow from investing activities		
Purchase of fixed assets	(325.98)	(139.37)
Proceeds from sale of fixed assets	0.29	-
Business advances received back	(24.58)	50.27
Net cash flow from / (used in) investing activities (B)	(350.27)	(89.10)
(3) Cash flow from financing activities		
Proceeds from issue of equity shares	257.63	740.10
Proceeds / (Repayment) from long-term borrowings	148.38	(70.22)
Finance cost	(152.39)	(227.69)
Securities premium on right issue	1,929.38	1,850.25
Proceeds from Convertible Share warrants	18.00	-
Net cash flow from / (used in) financing activities (C)	2,200.99	2,292.43
(4) Net Increase/(Decrease) in cash and cash equivalents (A+B+C)	(293.22)	768.57
(5) Cash and cash equivalents as at the beginning of period	791.05	22.48
(6) Cash and cash equivalents as at the end of period	497.83	791.05

For Atal Realtech Limited


Mr. Vijaygopal Atal
DIN: 00126667
Managing Director
Date: 14-05-2026





REALTECH LTD.

CIN: L45400MH2012PLC234941

Atal Realtech Limited
Note on Operating Segments

Information given in accordance with the requirements of Ind AS 108 on Operating Segments:

Business Segment

The chief operating decision maker (CODM) has identified two primary business segments viz. Works Contract/ Government Contracting and Real Estate business.

These segments have been identified and reported taking into account the nature of the products / services, the differing risks and returns, the organisational structure and internal business reporting system.

1. Revenue and expenses have been identified to a segment on the basis of direct relationship to operating activities of the segment. Expenditure which are not directly identifiable but has a relationship to the operating activities of the segment are allocated on a reasonable basis


2. Inter segment transfer consists of material, labour and overhead which are recorded at cost.

Information given in accordance with the requirements of Ind AS 108 on Operating Segments on the basis of Standalone Financials

(Amount in Lakhs)

Sr. No.	Particulars	Quarter Ended			Year ended	
		March 31, 2026	December 31, 2025	March 31, 2025	March 31, 2026	March 31, 2025
1	Segment Value of Sales and Services (Revenue)					
	- Works Contract/ / Government Contracting	5,929.89	2,868.20	4,366.53	11,339.12	9,552.97
	- Real Estate business	90.50	83.00	2.54	666.24	19.86
	Gross Value of Sales and Services	6,020.39	2,951.20	4,369.07	12,005.36	9,572.83
	Less: Inter Segment Revenue	-	-	-	-	-
	External Revenue of Sales and Services	6,020.39	2,951.20	4,369.07	12,005.36	9,572.83
	Other Revenue	6.06	(2.11)	(17.12)	19.80	19.08
	Total Revenue of Sales and Services	6,026.45	2,949.09	4,351.94	12,025.16	9,591.91
2	Segment Results (EBITDA)					
	- Works Contract/ / Government Contracting	520.30	287.59	(1,568.46)	1,170.05	767.10
	- Real Estate business	(47.68)	(3.94)	1,763.64	(32.48)	13.70
	Total Segment Results (EBITDA)	472.62	283.65	195.18	1,137.57	780.80
3	Finance Costs	23.71	52.64	98.27	152.39	227.69
4	Profit Before Exceptional Item and Tax	417.34	204.16	67.39	874.86	473.37
	Exceptional Item (Net of Taxes)	-	-	-	-	-
	Profit Before Tax	417.34	204.16	67.39	874.86	473.37
	(i) Current Tax	110.50	34.99	86.74	232.31	188.74
	(ii) Previous Tax	(60.47)	-	(3.81)	(60.47)	(3.81)
	(iii) Deferred Tax	59.41	(2.07)	(64.88)	53.60	(65.88)
	Profit After Tax	307.90	171.24	49.33	649.43	354.31
4	Segment Assets					
	- Works Contract/ / Government Contracting	10,344.15	10,099.21	7,184.83	10,344.15	7,184.83
	- Real Estate business	1,541.76	1,561.90	1,778.36	1,541.76	1,778.36
	Less: Inter Company Transfer	-	-	-	-	-
	Total Segment Assets	11,885.91	11,571.11	8,963.19	11,885.91	8,963.19
5	Segment Liabilities					
	- Works Contract/ / Government Contracting	2,166.98	2,273.93	2,231.50	2,166.98	2,231.50
	- Real Estate business	131.36	21.08	2.12	131.36	2.12
	Less: Inter Company Transfer	-	-	-	-	-
	Total Segment Liabilities	2,298.34	2,295.01	2,233.62	2,298.34	2,233.62

For Atal Realtech Limited


Mr. Vijaygopal Atal
DIN: 00126667
Managing Director
Date: 14-05-2026



0253-2993859

info@atalrealtech.com | atalrealtech@gmail.com

www.atalrealtech.com

Office No. B 406, Third Floor, ABH Capital, OPP. Ramayan Bunglow, Saharanpur Road, Near Rajiv Gandhi Bhavan, Nashik, Maharashtra, India, 422005

Independent Auditor's Report

Independent Auditor's Report on the Quarterly and Year-to-Date Audited Consolidated Financial Results of Atal Realtech Limited Pursuant to the Regulation 33 of the SEBI (Listing Obligations and Disclosure Requirements) Regulations, 2015, as amended

To
The Board of Directors of
Atal Realtech Limited

REPORT ON THE AUDIT OF THE CONSOLIDATED FINANCIAL RESULTS

OPINION

We have audited the accompanying statement of quarterly and year to date consolidated financial results of **Atal Realtech Limited** (the "Holding Company") and its subsidiary, for the quarter ended March 31, 2026 and for the year ended March 31, 2026 ("Statement"), attached herewith, being submitted by the Holding Company pursuant to the requirement of Regulation 33 of the Securities and Exchange Board of India (Listing Obligations and Disclosure Requirements) Regulations, 2015, as amended ("Listing Regulations").

In our opinion and to the best of our information and according to the explanations given to us, and based on the consideration of the reports of the other auditors on separate financial statements/ financial information of subsidiaries, the Statement:

- I. The Statement includes the results of the following entities:

Name of the Entity	Relationship
Atal Realty Limited	Subsidiary

- II. is presented in accordance with the requirements of Regulation 33 of the Listing Regulations in this regard; and
- III. gives a true and fair view in conformity with the applicable accounting standards and other accounting principles generally accepted in India, of the net profit, other comprehensive income and other financial information of the Group for the quarter ended March 31, 2026 and for the year ended March 31, 2026.

BASIS FOR OPINION

We conducted our audit in accordance with the Standards on Auditing (SAs) specified under section 143(10) of the Companies Act, 2013, as amended ("the Act"). Our responsibilities under those Standards are further described in the "Auditor's Responsibilities for the Audit of the Consolidated Financial Results" section of our report. We are independent of the Group in accordance with the Code of Ethics issued by the Institute of Chartered Accountants of India together with the ethical requirements that are relevant to our audit of the financial statements under the provisions of the Act and the Rules thereunder, and we have fulfilled our other ethical responsibilities in accordance with these requirements and the ICAI's Code of Ethics. We believe that the audit evidence obtained by us, and other auditors in terms of their reports referred to in "Other Matter" paragraph below, is sufficient and appropriate to provide a basis for our opinion.

MANAGEMENT'S RESPONSIBILITY FOR THE CONSOLIDATED FINANCIAL RESULTS

The Statement has been prepared on the basis of the consolidated annual financial statements.

The Board of Directors and the Management of the Holding Company are responsible for the preparation and presentation of the Statement that gives a true and fair view of the net profit and other comprehensive income and other financial information of the Group in accordance with the applicable accounting standards prescribed under Section 133 of the Act read with relevant rules issued thereunder and other accounting principles generally accepted in India and in compliance with Regulation 33 of the Listing Regulations. The respective Board of Directors of the companies included in the Group are responsible for maintenance of adequate accounting records in accordance with the provisions of the Act for safeguarding of the assets of the Company and for preventing and detecting frauds and other irregularities; selection and application of appropriate accounting policies; making judgments and estimates that are reasonable and prudent; and the design, implementation and maintenance of adequate internal financial controls, that were operating effectively for ensuring the accuracy and completeness of the accounting records, relevant to the preparation and presentation of the Statement that give a true and fair view and are free from material misstatement, whether due to fraud or error, which have been used for the purpose of preparation of the Statement by the Directors of the Holding Company, as aforesaid.

In preparing the Statement, the respective Board of Directors of the companies included in the Group are responsible for assessing the ability of the Group to continue as a going concern, disclosing, as applicable, matters related to going concern and using the going concern basis of accounting unless the respective Board of Directors either intends to liquidate the Group or to cease operations, or has no realistic alternative but to do so.

The respective Board of Directors of the companies included in the Group are also responsible for overseeing the financial reporting process of the Group.

AUDITOR'S RESPONSIBILITIES FOR THE AUDIT OF THE CONSOLIDATED FINANCIAL RESULTS

Our objectives are to obtain reasonable assurance about whether the Statement as a whole is free from material misstatement, whether due to fraud or error, and to issue an auditor's report that includes our opinion. Reasonable assurance is a high level of assurance but is not a guarantee that an audit conducted in accordance with SAs will always detect a material misstatement when it exists. Misstatements can arise from fraud or error and are considered material if, individually or in the aggregate, they could reasonably be expected to influence the economic decisions of users taken on the basis of the Statement.

As part of an audit in accordance with SAs, we exercise professional judgment and maintain professional skepticism throughout the audit. We also:

- Identify and assess the risks of material misstatement of the Statement, whether due to fraud or error, design and perform audit procedures responsive to those risks, and obtain audit evidence that is sufficient and appropriate to provide a basis for our opinion. The risk of not detecting a material misstatement resulting from fraud is higher than for one resulting from error, as fraud may involve collusion, forgery, intentional omissions, misrepresentations, or the override of internal control.
- Obtain an understanding of internal control relevant to the audit in order to design audit procedures that are appropriate in the circumstances. Under Section 143(3)(i) of the Act, we are also responsible for expressing our opinion on whether the company has adequate internal financial controls with reference to financial statements in place and the operating effectiveness of such controls.
- Evaluate the appropriateness of accounting policies used and the reasonableness of accounting estimates and related disclosures made by the Board of Directors.
- Conclude on the appropriateness of the Board of Directors' use of the going concern basis of accounting and, based on the audit evidence obtained, whether a material uncertainty exists related to events or conditions that may cast significant doubt on the ability of the Group to continue as a going concern. If we conclude that a material uncertainty exists, we are required to draw attention in our auditor's report to the related disclosures in the Statement or, if such disclosures are inadequate, to modify our opinion. Our conclusions are based on the audit evidence obtained up to the date of our auditor's report. However, future events or conditions may cause the Group to cease to continue as a going concern.
- Evaluate the overall presentation, structure and content of the Statement, including the disclosures, and whether the Statement represents the underlying transactions and events in a manner that achieves fair presentation.
- Obtain sufficient appropriate audit evidence regarding the financial information of the entities within the Group of which we are the independent auditors and whose financial information we have audited, to express an opinion on the Statement. We are responsible for the direction,

supervision and performance of the audit of the financial information of such entities included in the Statement of which we are the independent auditors.

We communicate with those charged with governance of the Holding Company and such other entities included in the Statement of which we are the independent auditors regarding, among other matters, the planned scope and timing of the audit and significant audit findings, including any significant deficiencies in internal control that we identify during our audit. We also provide those charged with governance with a statement that we have complied with relevant ethical requirements regarding independence, and to communicate with them all relationships and other matters that may reasonably be thought to bear on our independence, and where applicable, related safeguards.

We also performed procedures in accordance with the Circular No. CIR/CFD/CMD1/44/2019 dated March 29, 2019 issued by the Securities Exchange Board of India under Regulation 33 (8) of the Listing Regulations, to the extent applicable.

OTHER MATTER

We draw attention to following matters:


- I. The Statement includes the results for the quarter ended March 31, 2026 being the balancing figures between the audited figures in respect of the full financial year ended March 31, 2026 and the published unaudited year-to-date figures up to the end of the third quarter of the current financial year, which were subjected to a limited review by us, as required under the Listing Regulations.

The consolidated financial results include the audited financial results of the subsidiary, whose financial statements/ financial information reflect total assets of Rs. 2,400.98 Lakhs as at March 31, 2026, total revenue from operations of Rs. 0, net profit/(loss) after tax of Rs. (0.12) lakhs and total comprehensive income/ (loss) of Rs. (0.12) lakhs (Including the share of associate) for the year ended March 31, 2026 as considered in the consolidated financial results, which have been audited by their respective auditor. The independent Auditor's reports on financial statements/ financial information of this entity have been furnished to us and our opinion on the consolidated financial results, in so far it relates to amount and disclosures included in respect of these entities, is based solely on the report of such auditors.

For M/s. SHARP AARTH & CO. LLP

Chartered Accountants

FRN: 132748W/W100823



CA Praveen Purohit

Partner

MRN: 429231

Date: 14-05-2026


UDIN: 26429231AFDJQF1334



ATAL REALTECH LIMITED
CIN: L45400MH2012PLC234941
CONSOLIDATED AUDITED BALANCE SHEET AS AT MARCH 31, 2026

Sr. No	Particulars	As at March 31,	As at March 31,
		2026	2025*
		Rs.	Rs.
A.	ASSETS		
1	Non-Current Assets		
(a)	Property Plant Equipment	665.24	449.86
(b)	Financial Assets	-	-
	(i) Investments	-	-
	(ii) Loans	612.99	902.39
	(iii) Other financial assets	23.86	77.45
(c)	Deferred Tax Assets (Net)	171.69	147.10
(d)	Other Non-Current Assets	1,473.77	1,576.82
	Total Non-Current Assets		
2	Current Assets	5,530.35	5,799.77
(a)	Inventories	-	-
(b)	Financial Assets	-	-
	(i) Investment	1,008.29	287.65
	(ii) Trade Receivables	698.81	791.05
	(iii) Cash and Cash Equivalents	2,285.13	19.01
	(iv) Loans and advances	889.42	488.89
	(v) Other	-	-
(c)	Current Tax Assets (net)	-	-
(d)	Other Current Assets	10,412.00	7,386.37
	Total Current Assets		
	Total Assets	11,885.77	8,963.19
B.	EQUITY AND LIABILITIES		
1	Equity		
(a)	Equity Share Capital	2,477.93	2,220.30
(b)	Other Equity	7,109.38	4,509.27
	Equity	9,587.30	6,729.57
1.1	Share Application Money pending Allotment	-	-
2	Minority Interest	-	-
2	Liabilities		
2.1.	Non-Current Liabilities		
(a)	Financial Liabilities		
	(i) Borrowings	241.19	-
	(ii) Other financial Liabilities	229.21	-
(b)	Deferred Tax Liabilities (Net)	-	233.87
(c)	Provisions	-	-
(d)	Other Non-Current Liabilities	470.40	233.87
	Total Non-Current Liabilities		
2.2	Current Liabilities		
(a)	Financial Liabilities		
	(i) Borrowings	1,120.98	1,490.35
	(ii) Trade Payables	194.04	87.22
	(iii) Other Financial Liabilities	-	-
(b)	Other Current Liabilities	442.06	372.28
(c)	Provisions	67.24	46.14
(d)	Current Tax Liabilities (net)	3.76	3.76
	Total Current Liabilities	1,828	2,000
	Total Equity and Liabilities	11,885.77	8,963.19

* These figures for Year ended 31st March 2025 belongs to the Holding Company only as the Consolidated Financials were not prepared as there was no Subsidiary during that period.

For Atal Realtech Limited

Mr. Vijaygopal Atal
 DIN: 00126667
 Managing Director
 Date: 14-05-2026



ATAL REALTECH LIMITED

CONSOLIDATED STATEMENT OF FINANCIAL RESULTS FOR THE QUARTER AND YEAR ENDED MARCH 31, 2026

(Amount in Lakhs)

Sr. No	Particulars	Quarter Ended			Year ended	Year ended
		31st March 2026	31st December 2025	31st March 2025*	31st March 2026	31st March 2025*
		Audited	Unaudited	Audited	Audited	Audited
	INCOME					
I	Revenue from operations	6,020.39	2,951.20	4,369.07	12,005.36	9,572.83
II	Other income	6.06	(2.11)	(17.12)	19.80	19.08
III	Total Income	6,026.45	2,949.09	4,351.94	12,025.16	9,591.91
	EXPENDITURE					
IV	Purchase of Materials	1,106.11	885.87	520.51	3,263.83	3,774.86
	Direct Expenses	3,036.51	1,627.93	1,130.68	6,776.69	6,820.19
	Changes in Inventory of Finished Goods, Stock in Trade and Work in Progress	1,232.45	(16.10)	119.72	269.42	(2,501.17)
	Employee Benefits Expenses	98.84	88.14	65.72	322.88	252.33
	Financial Costs	23.71	52.64	98.27	152.39	227.69
	Depreciation and Amortization Expense	31.57	26.85	29.52	110.31	79.74
	Other Expenses	80.06	79.61	320.15	255.04	464.91
	Total Expenses	5,609.26	2,744.94	4,284.56	11,150.57	9,118.55
V	Profit before tax	417.19	204.15	67.39	874.59	473.36
VI	Tax expense:					
	(1) Current tax	110.50	34.99	86.74	232.31	188.74
	(2) Deferred tax liability / (asset)	59.41	(2.07)	(64.88)	53.60	(65.88)
	(3) Previous Year Tax Adjustment	(60.47)	-	(3.81)	(60.47)	(3.81)
VII	Profit/(Loss) for the year	307.75	171.23	49.33	649.16	354.31
VIII	Other Comprehensive income / (Loss)					
	<i>Item that will not be subsequently reclassified to profit or loss</i>					
	Remeasurement of Defined Benefit Plan	3.57	-	13.68	3.57	13.68
	Fair Value Measurement of Investments	-	-	-	-	-
	<i>Income tax effect relating to items that will not be subsequently reclassified to profit or loss:</i>					
	<i>Item that may be subsequently reclassified to profit or loss</i>					
	Income Tax relating to items that will be subsequently reclassified to profit or loss	-	-	-	-	-
	Total Other Comprehensive income / (Loss) of the year	3.57	-	13.68	3.57	13.68
IX	Total Comprehensive income / (Loss) of the year	311.32	171.23	63.01	652.73	367.99
X	EPS (face value of Rs.2/- each) Basic	0.48	0.21	0.09	1.01	0.33
	EPS Diluted	0.47	0.21	0.09	0.99	0.33

* These figures for Quarter ended 31st March 2025 and Year ended 31st March 2025 belongs to the Holding Company only as the Consolidated Financials were not prepared as there was no Subsidiary during that period.

For Atal Realtech Limited


 Mr. Vijaygopal Atal
 DIN: 00126667
 Managing Director
 Date: 14-05-2026




Atal Realtech Limited
CIN: L45400MH2012PLC234941
CONSOLIDATED AUDITED CASH FLOW STATEMENT AS AT MARCH 31, 2026

Particulars	31-Mar-2026	31-Mar-2025*
(1) Cash flow from operating activities		
Net Profit / (Loss) before extraordinary items and tax	874.59	473.36
<u>Adjustments for:</u>		
Depreciation and amortisation	110.31	79.74
Finance costs	152.39	227.69
Profit on sale of fixed assets	-	-
Other Comprehensive Income	3.57	13.68
Operating profit / (loss) before working capital changes	1,140.87	794.48
<u>Changes in working capital:</u>		
Decrease / (Increase) in Inventories	269.42	(2,501.17)
Decrease / (Increase) in Trade Receivables	(720.63)	500.76
Decrease / (Increase) in Short-term loans and advances	(4,666.24)	194.66
Decrease / (Increase) in Other current assets	-	1.36
Decrease / (Increase) in Other Current Financial Assets	(400.53)	(61.35)
Decrease / (Increase) in Other Non-Current Financial Assets	288.40	(497.27)
Decrease / (Increase) in Long-term loans and advances	-	-
Increase / (Decrease) in Long-term liabilities	88.15	84.22
Increase / (Decrease) in Long-term provisions	-	-
Increase / (Decrease) in Short-term borrowings	2,030.63	732.83
Increase / (Decrease) in Trade Payables	106.94	(60.08)
Increase / (Decrease) in Other current liabilities	69.78	(438.93)
Increase / (Decrease) in Short-term provisions	21.10	(3.10)
Increase / (Decrease) in Current tax liabilities	(0.00)	3.76
Cash generated from operations	(1,772.12)	(1,249.83)
Income-tax paid	171.84	184.93
Net cash flow from / (used in) operating activities (A)	(1,943.95)	(1,434.77)
(2) Cash flow from investing activities		
Purchase of fixed assets	(325.98)	(139.37)
Proceeds from sale of fixed assets	0.29	-
Business advances received back	(24.58)	50.27
Net cash flow from / (used in) investing activities (B)	(350.27)	(89.10)
(3) Cash flow from financing activities		
Proceeds from issue of equity shares	258.63	740.10
Proceeds / (Repayment) from long-term borrowings	148.38	(70.22)
Finance cost	(152.39)	(227.69)
Securities premium on right issue	1,929.38	1,850.25
Proceeds from Convertible Share warrants	18.00	-
Net cash flow from / (used in) financing activities (C)	2,201.99	2,292.43
(4) Net increase/(Decrease) in cash and cash equivalents (A+B+C)	(92.24)	768.57
(5) Cash and cash equivalents as at the beginning of period	791.05	22.48
(6) Cash and cash equivalents as at the end of period	698.81	791.05

* These figures for Year ended 31st March 2025 belongs to the Holding Company only as the Consolidated Financials were not prepared as there was no Subsidiary during that period.

For Atal Realtech Limited


Mr. Vijaygopal Atal
DIN: 00126667
Managing Director
Date: 14-05-2026





REALTECH LTD.

CIN: L45400MH2012PLC234941

Atal Realtech Limited
Note on Operating Segments

Information given in accordance with the requirements of Ind AS 108 on Operating Segments:
Business Segment

The chief operating decision maker (CODM) has identified two primary business segments viz. Works Contract/ Government Contracting and Real Estate business.

These segments have been identified and reported taking into account the nature of the products / services, the differing risks and returns, the organisational structure and internal business reporting system.

1. Revenue and expenses have been identified to a segment on the basis of direct relationship to operating activities of the segment. Expenditure which are not directly identifiable but has a relationship to the operating activities of the segment are allocated on a reasonable basis

2. Inter segment transfer consists of material, labour and overhead which are recorded at cost.

Information given in accordance with the requirements of Ind AS 108 on Operating Segments on the basis of Consolidated Financials

Sr. No.	Particulars	Quarter Ended			Year ended	Year ended
		March 31, 2026	December 31, 2025	March 31, 2025*	March 31, 2026	March 31, 2025*
1	Segment Value of Sales and Services (Revenue)					
	- Works Contract/ / Government Contracting	5,929.89	8,798.09	4,366.53	11,339.12	5,409.24
	- Real Estate business	90.50	173.50	2.54	666.24	575.74
	Gross Value of Sales and Services	6,020.39	8,971.59	4,369.07	12,005.36	5,984.98
	Less: Inter Segment Revenue	-	-	-	-	-
	External Revenue of Sales and Services	6,020.39	8,971.59	4,369.07	12,005.36	5,984.98
	Other Revenue	6.06	3.95	(17.22)	19.80	13.74
	Total Revenue of Sales and Services	6,026.45	8,975.53	4,351.94	12,025.16	5,998.71
2	Segment Results (EBITDA)					
	- Works Contract/ / Government Contracting	520.30	807.89	(1,568.46)	1,170.05	649.75
	- Real Estate business	(47.68)	(51.63)	1,763.64	(32.60)	15.20
	Total Segment Results (EBITDA)	472.62	756.26	195.18	1,137.45	664.95
3	Finance Costs	23.71	76.35	98.27	152.39	128.69
4	Profit Before Exceptional Item and Tax	417.34	621.49	67.39	874.74	457.53
	Exceptional Item (Net of Taxes)	-	-	-	-	-
	Profit Before Tax	417.34	621.49	67.39	874.74	457.53
	(i) Current Tax	110.50	145.49	86.74	232.31	121.81
	(ii) Previous Tax	(60.47)	(60.47)	(3.81)	(60.47)	-
	(iii) Deferred Tax	59.41	57.35	(64.88)	53.60	(5.82)
	Profit After Tax	307.90	479.12	49.33	649.31	341.53
4	Segment Assets					
	- Works Contract/ / Government Contracting	7,943.03	7,943.03	7,184.83	7,943.03	10,009.21
	- Real Estate business	3,942.74	3,942.74	1,778.36	3,942.74	1,561.90
	Less: Inter Company Transfer	-	-	-	-	-
	Total Segment Assets	11,885.77	11,885.77	8,963.19	11,885.77	11,571.11
5	Segment Liabilities					
	- Works Contract/ / Government Contracting	2,166.98	2,166.98	2,231.50	2,166.98	2,273.93
	- Real Estate business	131.34	131.34	2.12	131.34	21.08
	Less: Inter Company Transfer	-	-	-	-	-
	Total Segment Liabilities	2,298.32	2,298.32	2,233.62	2,298.32	2,295.01

* These figures for Quarter ended 31st March 2025 and Year ended 31st March 2025 belongs to the Holding Company only as the Consolidated Financials were not prepared as there was no Subsidiary during that period.

For Atal Realtech Limited

(Signature)
Mr. Vijaygopal Atal
DIN: 00126667
Managing Director
Date: 14-05-2026



0253-2993859

info@atalrealtech.com | atalrealtech@gmail.com

www.atalrealtech.com

Office No. B 406, Third Floor, ABH Capital, OPP. Ramayan Bunglow, Saharanpur Road, Near Rajiv Gandhi Bhavan, Nashik, Maharashtra, India, 422005

Notes:	
1	The above unaudited financial results and statement of Assets & Liabilities were reviewed by the Audit Committee and then approved by the Board of Directors at their respective meetings held on 14th May, 2026.
2	<p>The Company adopted Indian Accounting Standard ("Ind AS") and accordingly these financial results have been prepared in accordance with the recognition and measurement principles laid down in the Indian Accounting Standard 34 (Ind AS 34) "Interim Financial Reporting" prescribed under Section 133 of the Companies Act, 2013 read with the relevent rules issued thereunder.</p> <p>The Company has for the first time adopted Ind AS with a transition date of April 1, 2022 and with a financial year beginning from April 1, 2023.</p> <p>The Limited Review Report (in the format as prescribed by SEBI through its circular CIR/CFD/CMD1/44/2019 dated 29th March, 2019) is annexed hereto alongwith the unaudited standalone and consolidated financial results. These results have been prepared in accordance with Regulation 33 of SEBI (Listing Obligations and Disclosure Requirements) Regulations, 2015 read with SEBI Circular dated 5th July, 2016.</p>
3	The Company during this full year has not received any complaint from its Registrar & Share Transfer Agent.
4	The company has a reportable segment in line with the Indian Accounting Standard 108 (Ind AS 108) "Operating Segments" issued by the Institute of Chartered Accountants of India and the same has been disclosed separately.
5	The figures have been regrouped and/ or rearranged wherever considered necessary.
6	<p>During the Quarter ended 31st December 2025, the Company issued 1,19,81,250 equity shares on a preferential basis. The equity shares issued rank pari passu in all respects with the existing equity shares of the Company.</p> <p>The Company also issued 45,00,000 convertible share warrants on a preferential basis to the Promoter, Mr. Vijaygopal Atal, each warrant being convertible into one equity share. Out of these, 9,00,000 warrants were exercised and converted into equity shares during the period. The balance 36,00,000 warrants remain outstanding as at the reporting date and are considered as potential equity shares in accordance with Ind AS 33 – Earnings per Share.</p>

For Atal Realtech Limited


Mr. Vijaygopal Atal
DIN: 00126667
Managing Director
Date: 14-05-2026

