

May 23, 2026

To
The Listing Department,
BSE Limited,
Phiroze Jeejeebhoy Towers,
Dalal Street, Mumbai – 400001,
Maharashtra, India.

To
The Listing Department
National Stock Exchange of India Limited,
Exchange Plaza, Bandra Kurla Complex,
Bandra (East), Mumbai – 400051,
Maharashtra, India.

Scrip Code: **544617**
ISIN: **INE606N01019**

Scrip Symbol: **EXCELSOFT**

Subject: Investor presentation under Regulation 30 of SEBI (Listing Obligations and Disclosure Requirements) Regulations, 2015.

Dear Sir/Madam,

With reference to Regulation 30 of the SEBI (Listing Obligations and Disclosure Requirements) Regulations, 2015, please find enclosed, the investor presentation for the 4th (fourth) quarter and financial year ending March 31, 2026.

The Company will use this presentation for any meeting scheduled with analysts or institutional investors up to the end of next quarter.

The above information is also available on the website of the Company at
<https://www.excelsoftcorp.com/investors/>

Details as required to be disclosed as per BSE's Circular No. 20230714-34 dated July 14, 2023, and NSE's Circular No. NSE /CML/2023/57 dated July 14, 2023, are as under:

1	Date of occurrence of Event / Information:	May 23, 2026
2	Time of occurrence of Event/ Information:	01:50 (IST)

Kindly take the above information on record.

Thanking you,

For Excelsoft Technologies Limited,
(Formerly known as Excelsoft Technologies Private Limited)

S M Adithya Jain,
Company Secretary, Chief Compliance Officer and
Chief Investor Relations Officer
(ICSI Membership No.: A49042)
Place: Mysuru

Enclosed: Investor Presentation

Kuvempunagar, Mysuru

Nikhil Plaza, 1310 & 1333,
Gaganachumbi Double Rd,
Block K, G & H Block, Kuvempu Nagara,
Mysuru-570 023, Karnataka, India

Hyderabad

2nd floor, IMAGE Incubation centre,
Software Technology Parks of India,
Divyasree solitaire, Plot No. 14 & 15,
Software Units layout,HITEC City, Madhapur,
Hyderabad - 500081, Telangana, India

Noida

Plot no. A 42/6, Suite No.401,
4th Floor, Sector - 62,
Noida – 201301, Uttar Pradesh, India



EXCELSTOFT[®]
Technologies Limited

**Q4 & FY26 Earnings
Presentation**

DISCLAIMER

This presentation has been prepared by Excelsoft Technologies Limited (“Company”), solely to provide information about the Company to its stakeholders. No representation or warranty, express or implied is made as to, and no reliance should be placed on, the fairness, accuracy, completeness or correctness of such information or opinions contained herein. None of the Company nor any of its respective affiliates, advisers or representatives, shall have any liability whatsoever (in negligence or otherwise) for any loss howsoever arising from any use of this presentation or its contents or otherwise arising in connection with this presentation.

The information contained in this presentation is only current as of its date. The Company may alter, modify or otherwise change in any manner the content of this presentation, without obligation to notify any person of such revision or changes. Certain statements made in this presentation may not be based on historical information or facts and may be "forward-looking statements", including those relating to the Company’s general business plans and strategy, its future financial condition and growth prospects, and future developments in its industry and its competitive and regulatory environment. Actual results may differ materially from these forward-looking statements due to number of factors, including future changes or developments in the Company’s business, its competitive environment, information technology and political, economic, legal and social conditions in India.

Please note that this presentation is based on the publicly available information including but not limited to Company’s website and Annual Reports.

This communication is for general information purposes only, without regard to specific objectives, financial situations and needs of any particular person. Please note that investments in securities are subject to risks including loss of principal amount.

This presentation does not constitute an offer or invitation to purchase or subscribe for any shares in the company and neither any part of it shall form the basis of or be relied upon in connection with any contract or commitment whatsoever.

TABLE OF CONTENTS



FINANCIAL Highlights



COMPANY Overview



BUSINESS Overview



Historical **ANNUAL FINANCIALS**



Way Ahead



Q4 & FY26 FINANCIAL HIGHLIGHTS

MANAGEMENT COMMENT



FY2026 was a landmark year for Excelsoft Technologies — one defined by our successful public listing, strong operational execution, strategic leadership appointments, and transformational client wins that further cemented our standing as a trusted global partner in education technology and assessment solutions.

We were pleased to welcome Mr. Doreswamy Palaniswamy as Chief Executive Officer, whose extensive global experience will be instrumental in accelerating our international expansion and realising our long-term growth ambitions.

On the business front, we secured some of the most significant engagements in our history — including a major partnership with a leading UK examination body and a prominent US online course content provider — demonstrating both the depth of our capabilities and our growing relevance on the world stage. We further strengthened our partner ecosystem through key collaborations with VTCT Skills (UK) and the Civil Service Commission of the Philippines.

Growth across the year was underpinned by strong momentum in Educational Technology Services, increasing adoption of our assessment platforms, and rising demand for AI-led digital learning solutions. In parallel, we continued to invest meaningfully in AI capabilities, secure infrastructure, talent, and innovation — building the foundation for sustained long-term competitiveness.

With deepening client relationships, an expanding global footprint, and a maturing suite of AI-driven capabilities, Excelsoft enters the next phase of its journey well positioned for sustainable growth and enduring value creation.



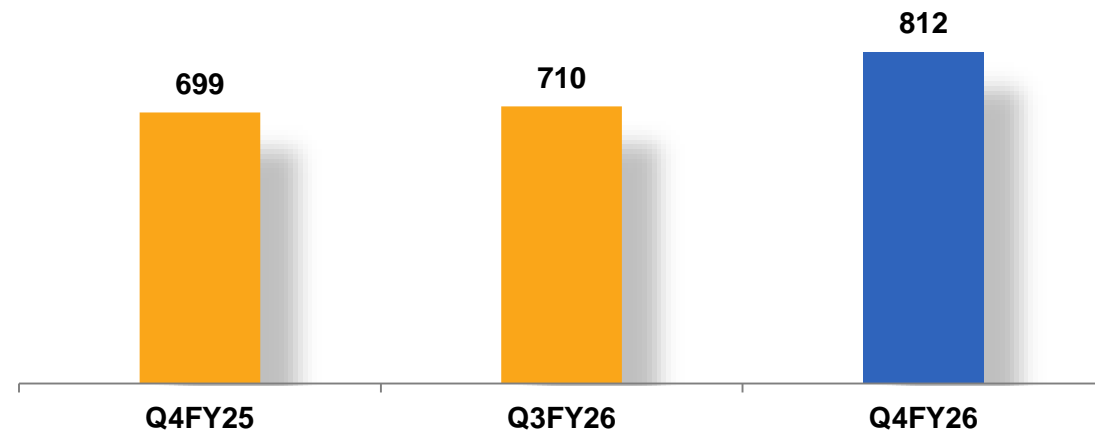
DHANANJAYA SUDHANVA

Chairman & Managing Director

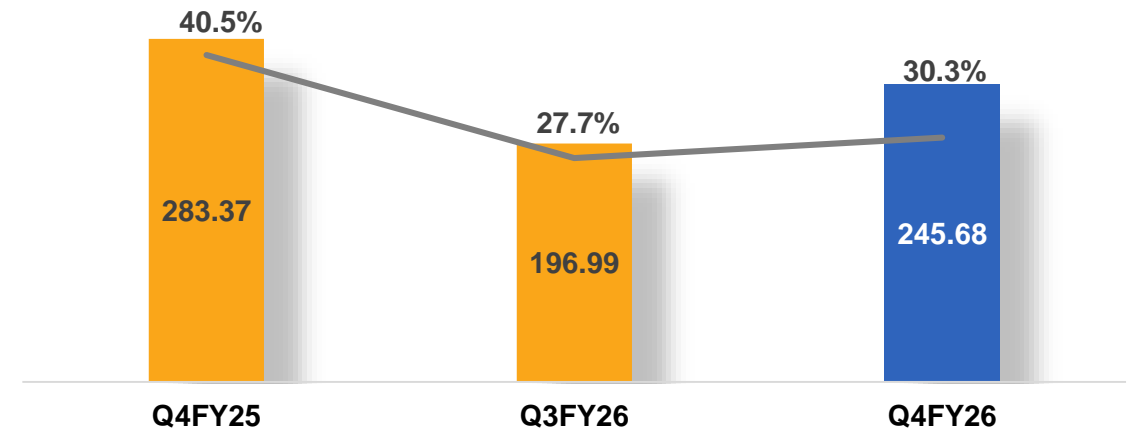


Q4 FY26 FINANCIAL HIGHLIGHTS

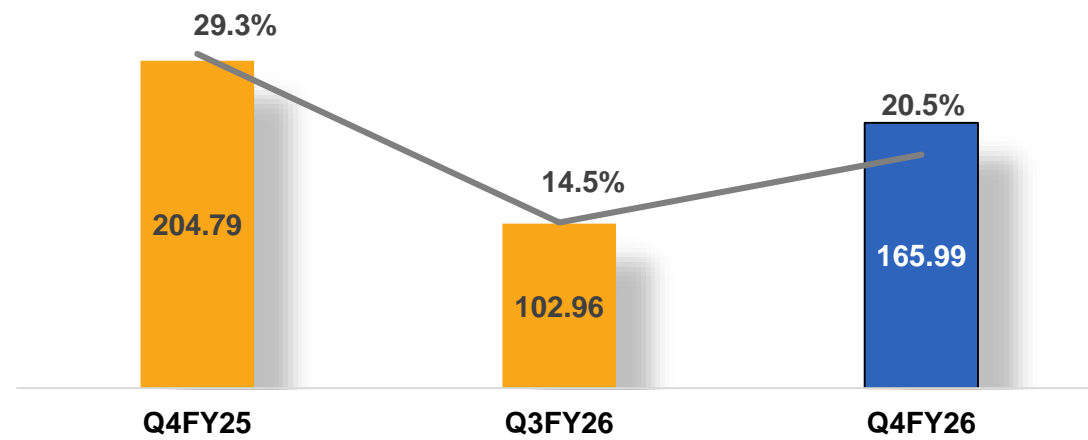
Revenue from Operations



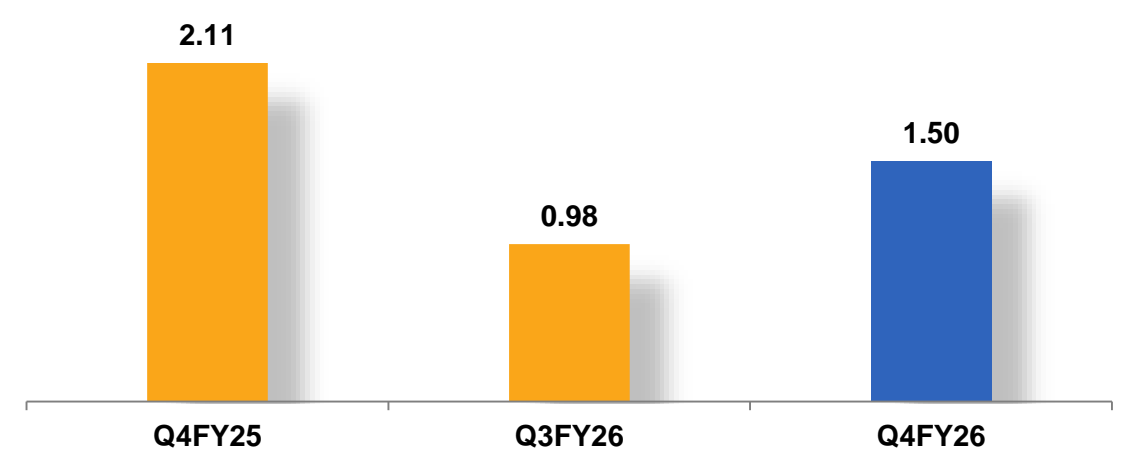
EBIDTA* & EBIDTA Margins



PAT & PAT Margins



Earnings Per Share (Rs)



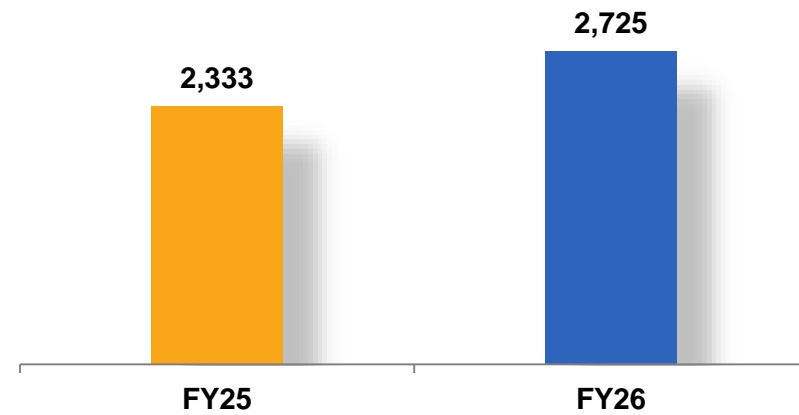
The decrease in EBITDA is attributable to higher other expenses, primarily driven by the hiring of consultants in the US and UK to strengthen the team at client locations.

*EBITDA is calculated excluding Other Income

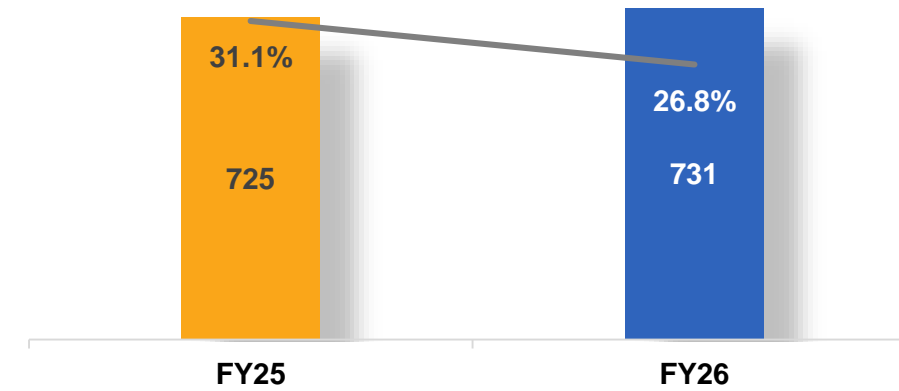
*All Amounts in INR Mn

FY26 FINANCIAL HIGHLIGHTS

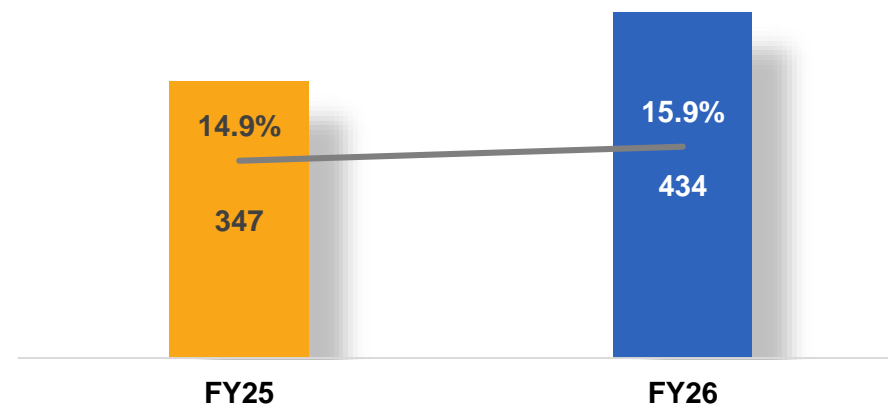
Revenue from Operations



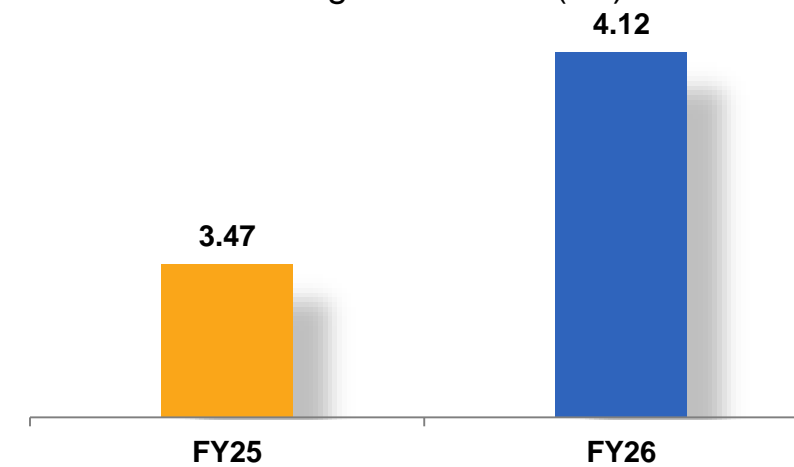
EBIDTA* & EBIDTA Margins



PAT & PAT Margins



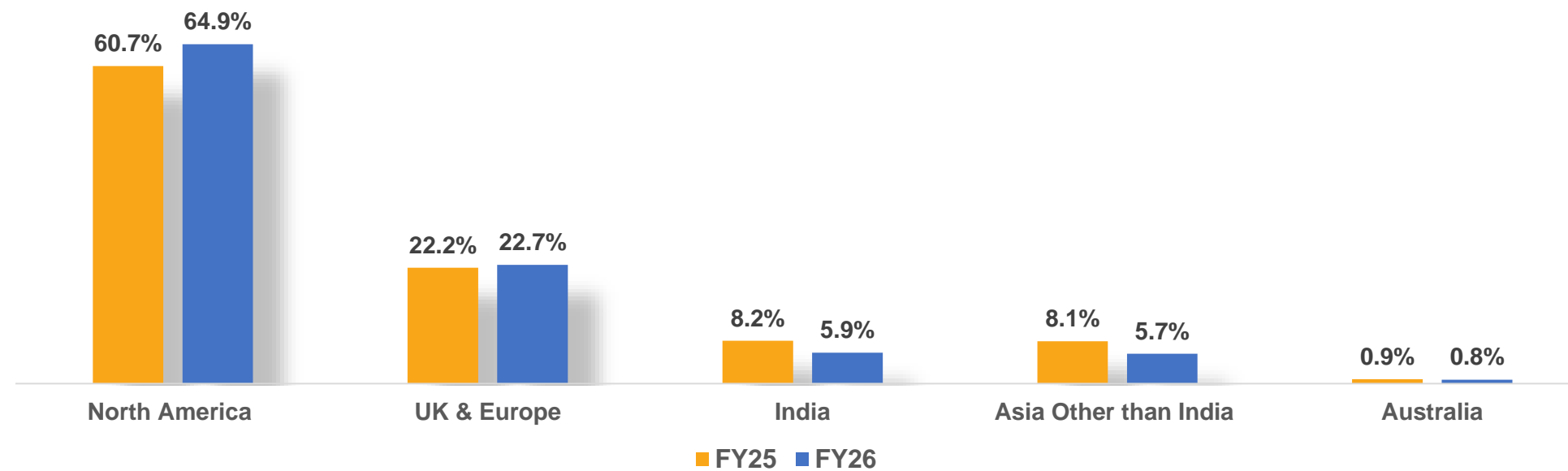
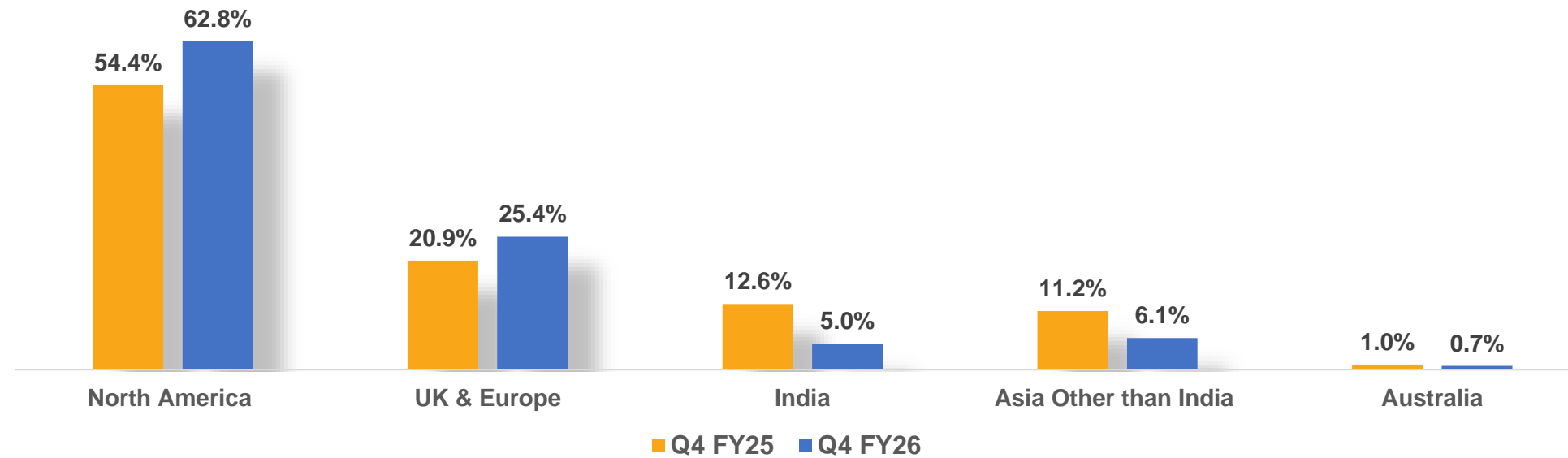
Earnings Per Share (Rs)



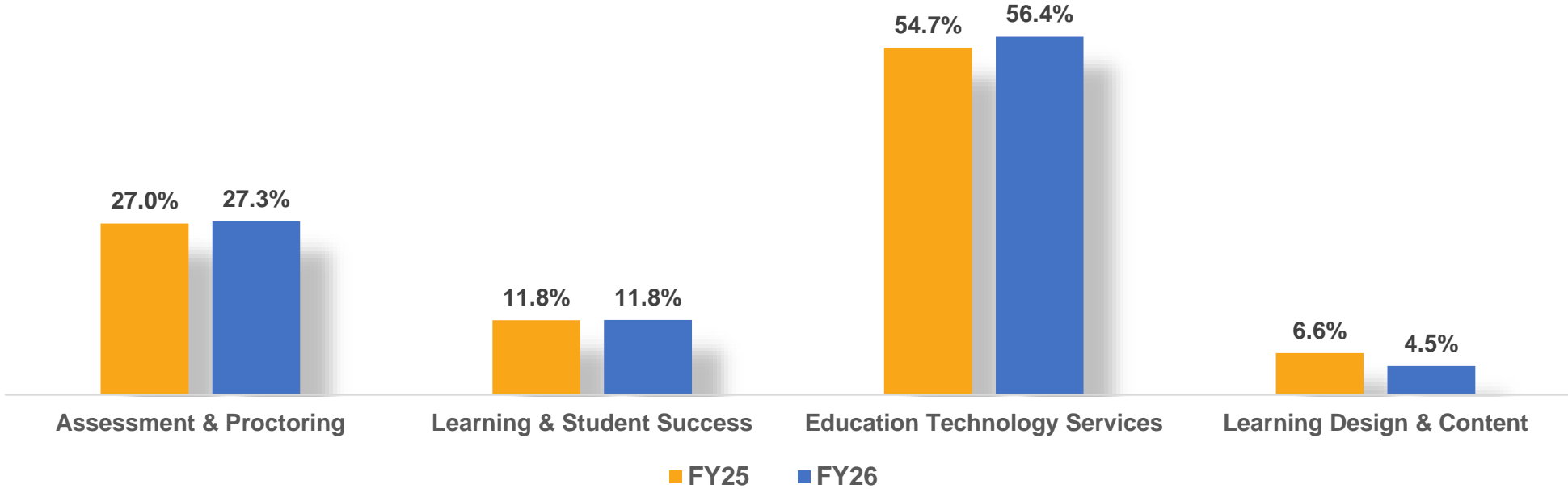
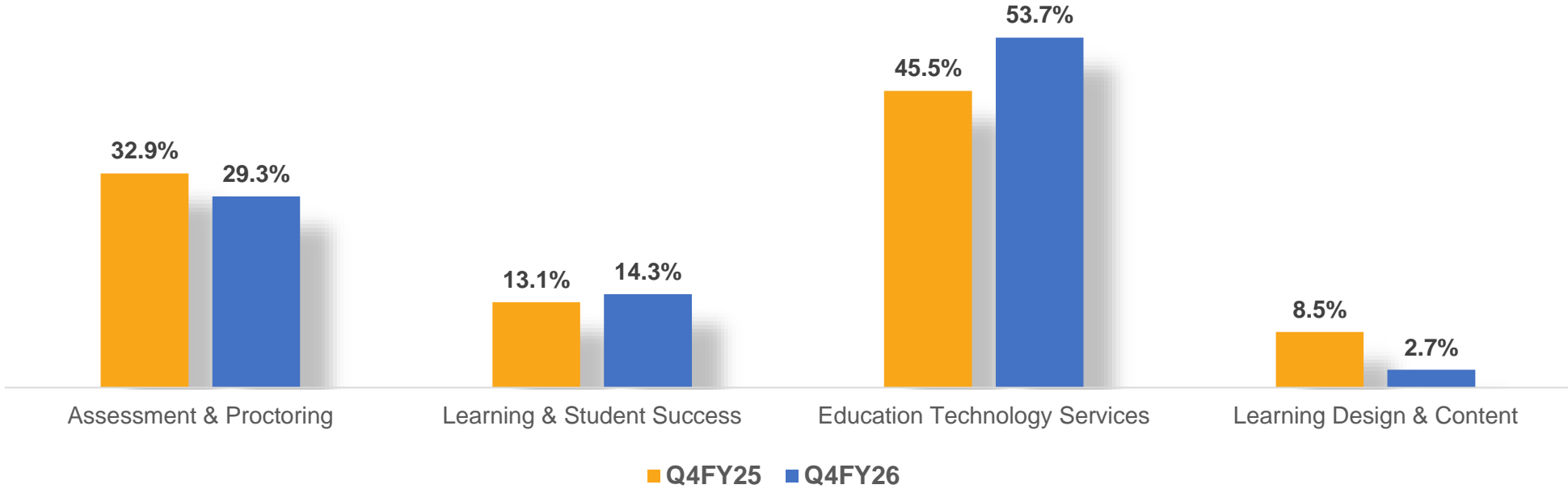
*EBITDA is calculated excluding Other Income

*All Amounts in INR Mn

REGION WISE REVENUE CONTRIBUTION



REVENUE SPLIT AS PER BUSINESS OFFERING



STATEMENT OF PROFIT AND LOSS ACCOUNT

Particulars (In Rs. Mn)	Q4 FY26	Q4 FY25	Y-o-Y (%)	FY26	FY25	Y-o-Y (%)
Revenue from Operation	811.62	699.18	16.08%	2,725.21	2,332.91	16.82%
Other Income	55.29	53.25		186.13	155.09	
Total Income	866.91	752.43	15.22%	2,911.39	2,488.00	17.02%
Employee Expenses	357.33	297.42		1,390.32	1,197.17	
Other Expenses	208.61	118.39		603.61	411.01	
Total Expenditure	565.99	480.23	31.82%	2,270.52	1,892.50	19.97%
EBITDA*	245.63	283.37	(13.31%)	731.23	724.73	0.90%
EBITDA Margin	30.27%	40.53%	(1,027) bps	26.83%	31.07%	(424) bps
Depreciation	60.95	57.37		241.28	246.46	
EBIT	184.68	226.00	(18.28%)	489.95	478.27	2.44%
EBIT Margin	22.75%	32.32%		17.98%	20.50%	
Interest / Finance Cost	6.08	7.05		35.26	37.86	
Profit before exceptional item and taxes	233.94	272.20	(14.06%)	640.87	595.50	7.62%
Exceptional Item**	6.72	-		47.44	-	
PBT	227.22	272.20	(16.52%)	593.43	595.50	(0.35%)
Tax	61.23	67.41		159.62	248.54	
PAT	165.99	204.79	(18.95%)	433.81	346.96	25.03%
PAT Margin	20.45%	29.29%	(807) bps	15.92%	14.87%	30 bps
Basic EPS	1.50	2.11		4.12	3.47	

*EBITDA is calculated excluding Other Income

**Exceptional Items includes Impact of Labour Codes

CONSOLIDATED BALANCE SHEET



Particulars (In Rs. Mn.)	Mar-26	Mar-25
ASSETS		
Non-Current Assets		
Property, Plant & Equipment and Intangible	570.99	66.76
Right of use asset	63.16	84.64
Goodwill	124.18	124.18
Other Intangible Assets	879.63	1,071.48
Intangible assets under development	122.40	0
Financial Assets		
Other Financial Assets	2,398.23	2,204.11
Other Non Current Assets	43.82	3.90
Current Assets		
Financial Assets		
Trade Receivables	464.09	344.09
Cash & Cash Equivalent	648.71	154.12
Other Bank balances	812.32	185.70
Other financial assets	314.82	200.14
Income tax assets (net)	0	0
Other Current Assets	339.86	249.22
Total Assets	6,782.21	4,688.34

Particulars (In Rs. Mn.)	Mar-26	Mar-25
EQUITY AND LIABILITIES		
EQUITY		
Equity Share Capital	1,150.84	1,000.84
Other Equity	4,632.42	2,712.15
Non-Current Liabilities		
Financial Liabilities		
Lease Liabilities	48.19	62.77
Long Term Provisions	245.20	186.32
Deferred Tax Liabilities(net)	34.00	57.09
Current Liabilities		
Financial Liabilities		
Short term Borrowings	0	265.89
Lease Liabilities	17.58	22.64
Trade Payables		
A) Total outstanding dues of micro enterprises and small enterprises	8.18	0.92
B) Total outstanding dues of creditors other than micro enterprises and small enterprises	180.25	78.08
Other Current Liabilities	331.85	231.54
Provisions	88.36	65.54
Income Tax Liabilities (Net)	45.34	4.55
Total Equity & Liabilities	6,782.21	4,688.34



COMPANY OVERVIEW

EXCELSOFT || A VERTICAL SAAS PLAYER

Company Overview

- A global vertical SaaS company focused on learning and assessment market
- Over two decades of experience, providing technology-based solutions across diverse learning and assessment segments through long-term contracts with enterprise clients worldwide
- Cloud-based platforms are with open and industry standards-compliant APIs
- Driven by innovation and product engineering capabilities, enabling robust product development and customised solutions through proprietary platform
- Harnessing the power of AI through domain tailored models; investment in proprietary GPU farm

Key Business Highlights



Business Segments

Products

Assessment and Proctoring Solutions	Learning and Student Success Solutions

Services

01

EDUCATION TECHNOLOGY SERVICES

END-TO-END PRODUCT ENGINEERING AND A RANGE OF CUSTOMIZED SOLUTIONS

02

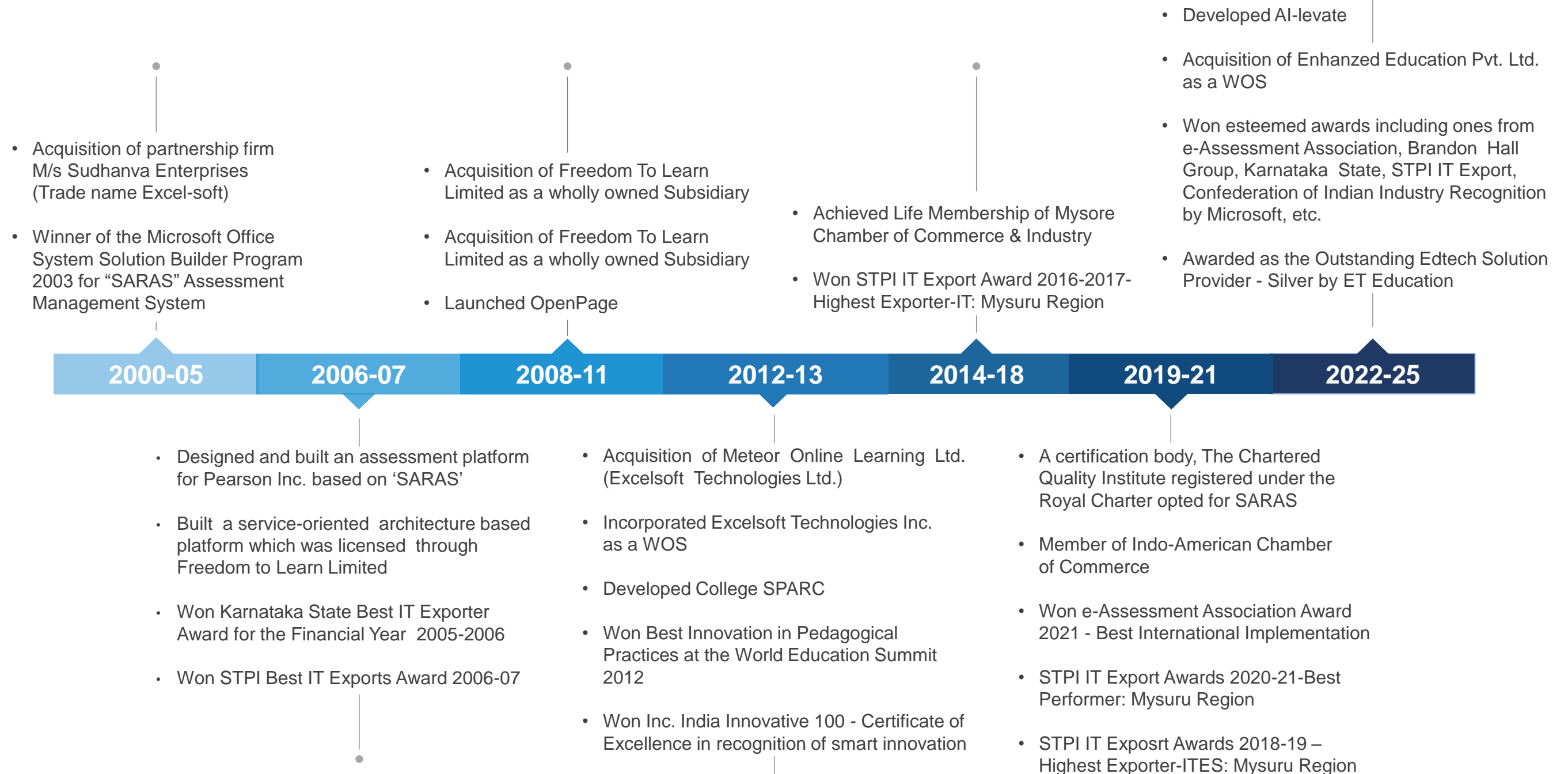
LEARNING DESIGN & CONTENT SOLUTIONS

CONTAIN A VARIETY OF CONTENT RELATED SERVICES LIKE AUTHORING, EDITORIAL AND CONTENT CONVERSION

Marquee Clients



JOURNEY SO FAR



EXPERIENCED PROMOTERS



DHANANJAYA SUDHANVA

Chairman & Managing Director

-
- Established the company as a technology company focusing on innovative technology-enabled solutions in the education space
 - Over 32 years of experience in the field of IT
 - Holds a degree in Bachelor of Engineering in Instrumentation Technology and a degree in Master of Engineering Management from University of Mysore
 - Holds a degree in Master of Science in Electrical Engineering from Worcester Polytechnic Institute
 - He is the guiding force behind all the corporate decisions and is responsible for the entire business operations specifically technology and sales operations of the Company
-



SHRUTHI SUDHANVA

Whole-Time Director
& Chief People Officer

-
- Over 10 years of experience and is responsible for strategic planning, market intelligence and new business initiatives
 - Holds a degree of Bachelor of Engineering in Computer Science & Engineering from Shri Jayachamarajendra College of Engineering
 - Holds a Masters' degree in Computer Science from University of Illinois- Urbana Champaign
 - Other Directorship at Enhanced Education Private Limited
-

PROFESSIONAL AND EXPERIENCED MANAGEMENT TEAM



Doreswamy Palaniswamy
Chief Executive Officer

- Over 25 years of leadership experience across technology, services, and finance.
- Co-Founder of CredoPay Technology Services Private Limited, with expertise in payments, governance, and scaling businesses, and will focus on driving growth and expansion as CEO.


Experience  Education  



Jambardi Ramanna Maheshkumar
Chief Operating Officer



- Over 27 years of experience
- Holds a degree of Bachelor of Engineering in Mechanical, Master of Technology in Computer Science & Engineering and Master of Science in Systems Science


Experience  Education  



Prashanth H M
Chief Strategy Officer & Head – IR




- Working with the company since inception
- Holds a degree of Bachelor of Engineering in Mechanical Engineering from P.E.S. College of Engineering, Mandya and a MBA from Sikkim Manipal University

Education  



Adarsh M S
Chief Innovations Officer

- Over 12 years of experience
- Holds Bachelors in Engineering from Visveshwaraiah Technological University and a Masters in Computer Science

Experience  Education  



Subramaniam Ravi
Chief Financial Officer

- Over 22 years of work experience
- Holds a degree of Bachelors in Commerce from Bharathidasan University
- Member of the ICAI

Experience   Education  



Ajay Ramesh Kulkarni
Chief Sales Officer

- Over 27 years of experience
- Holds a degree of Bachelor of Engineering in Mechanical from Kuvempu University

Experience  Education 



Shivakumar Srikantaiah
Chief Administrative Officer

- Working with the company since inception
- Bachelor of Engineering in Mechanical from Univ of Mysore and a degree of Master of Technology in Management & Systems from IIT, New Delhi

Education  



S M Adithya Jain
CS, Chief Compliance Officer & Chief IR Officer

- Over a decade of experience in corporate compliances, governance, and regulatory matters.
- Experience across leading companies; Associate Member of Institute of Company Secretaries of India.

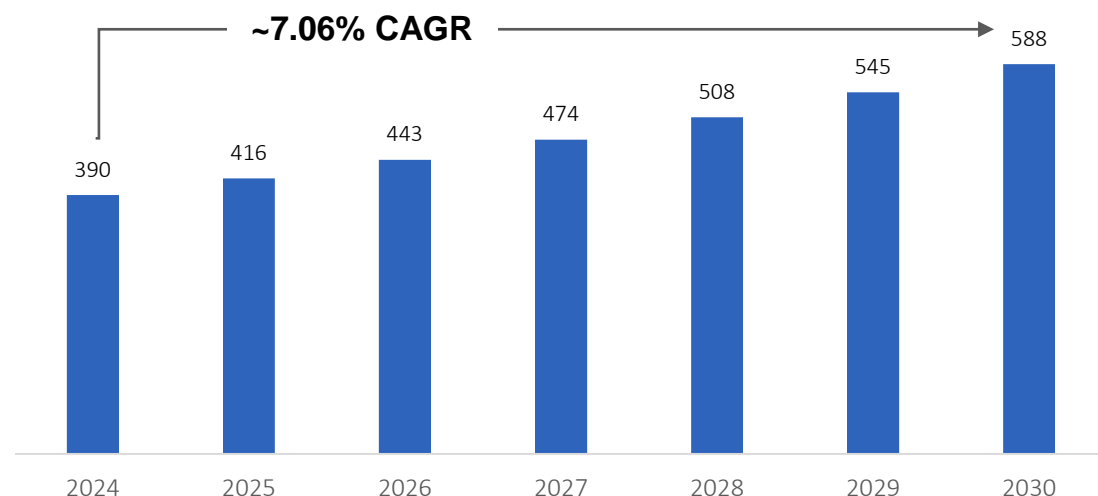
Experience  Education 



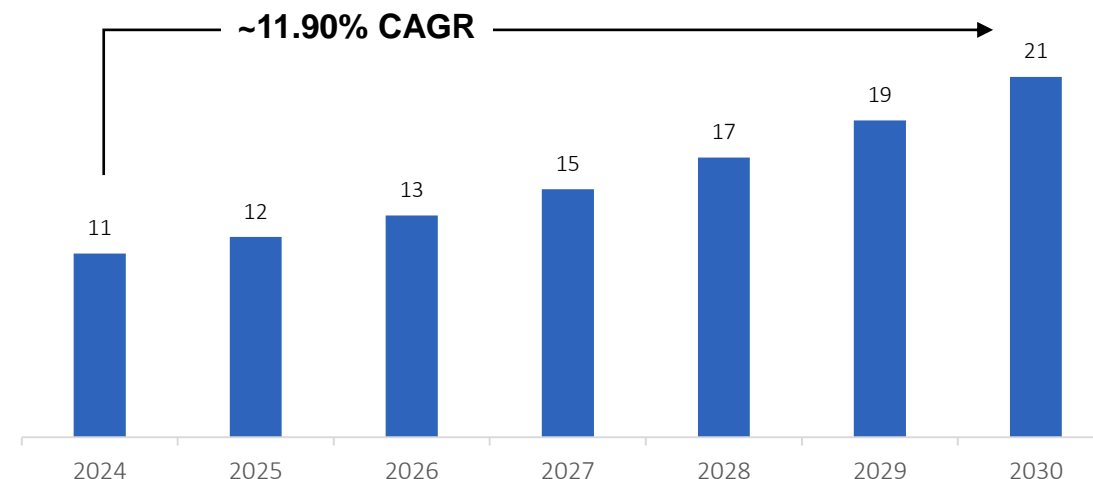
BUSINESS OVERVIEW

VERTICAL SAAS || A DOMINANT TREND PROMISING SPECIALIZED, INDUSTRY-TAILORED SOLUTIONS

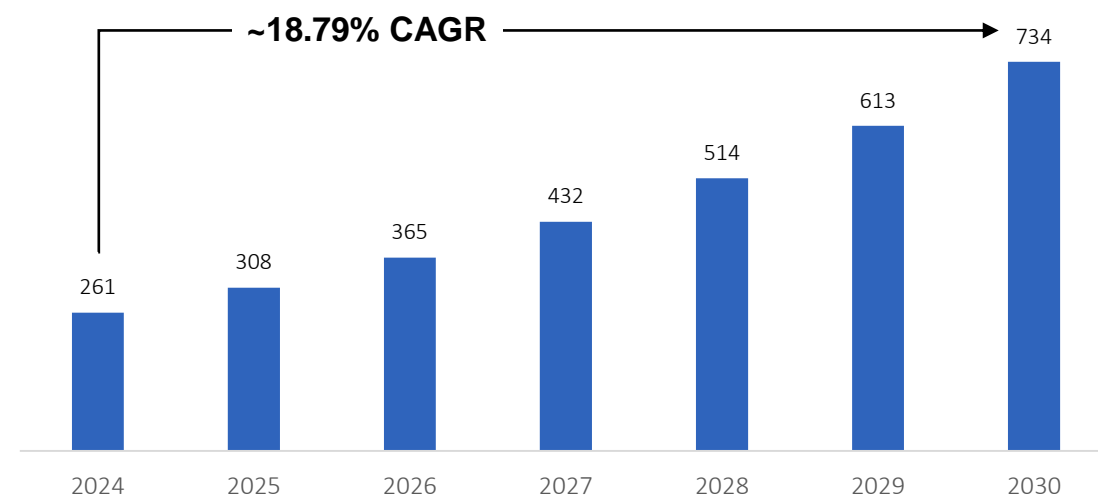
Global Learning & Development (L&D) Market (\$ Billion)



Global Assessment & Proctoring Market (\$ Billion)



Global Software-as-a-Service (SaaS) Market (\$ Billion)











Market Trends & Opportunities

- **L&D:** Growing usage of Learning Experience Platforms (LXPs), growing potential of GenAI tools and increased demand for Upskilling & Reskilling for the future
- **Assessment & Proctoring:** Adoption of multimodal assessment tools, growing popularity of gamification & interactive assessment and lockdown browsers
- **SaaS:** Increase in low-code & no-code platforms, rise of interoperability & open APIS and increase in adoption of vertical SaaS

COMPREHENSIVE SUITE OF PRODUCTS AND SERVICES

Created product catalogue based on innovative research and technology to cater to client requirements in the field of vertical SaaS, learning and assessment market

Products

Assessment and Proctoring Solutions	Learning and Student Success Solutions
	
	 
	 
	
<p>27.3% of FY26 Revenue</p>	<p>11.8% of FY26 Revenue</p>

Services

Education Technology Services	Learning Design & Content Solutions
<p>End-to-end product engineering and a range of customized solutions</p>	<p>Contain a variety of content related services like Authoring, Editorial and Content Conversion</p>
<p>56.4% of FY26 Revenue</p>	<p>4.5% of FY26 Revenue</p>

PRODUCTS: ASSESSMENT AND PROCTORING SOLUTIONS



Saras E-Assessments

- Offers **end-to-end assessment** capabilities including test creation, delivery, proctoring, on-screen marking, and advanced analytics to professional sectors, awarding bodies, test publishers, educational publishers, universities, colleges, schools, and corporations
- Scalable and secure architecture with **auto-scaling deployment**; supports enterprise, private, public, and hybrid cloud setups
- Role-based eMarking workflows with dashboards for examiners, team leads, and automated result publishing



EasyProctor

- **AI-enabled remote proctoring** with support for live, automated, and record & review modes; flags behavior using AWS Rekognition-based risk scoring
- Fully responsive, multilingual, and device-agnostic design which flags image and video feeds into critical, medium, and low-risk observations which are timestamped and enable further review
- Real-time proctor and admin dashboard for identity verification, issue resolution, and test session management without disrupting the student experience

PRODUCTS: LEARNING & STUDENT SUCCESS SOLUTIONS

01



- Promotes sustained engagement between students, teachers, and parents
- This comprehensive solution includes components that automate teaching and learning processes, enable teachers to deliver more effective lessons, and orient every learner towards success

02



- End-to-end digital publishing platform helping publishers and teachers create, enrich, manage, distribute, and analyse interactive content through a book-like interface
- Supports one-click PDF to EPUB conversion, rich analytics, multi-platform publishing with complete e-textbook management and seamless integration capabilities

03



- Unified SaaS-based LMS supporting organisations in delivering various functions and workflows in the learning and assessment areas
- Offers features like self-learning, instructor-led training, quizzes, gamification, and mobile apps with consistent cross-platform user experience

04



- Activity-based Early Childhood Care and Education (ECCE) program with weekly manuals, physical kits, digital content, and parent app for holistic early childhood skill development
- Also includes numeracy kits (Grades 3–5) and skill-based learning programs for Grades 6–8 beyond the regular curriculum

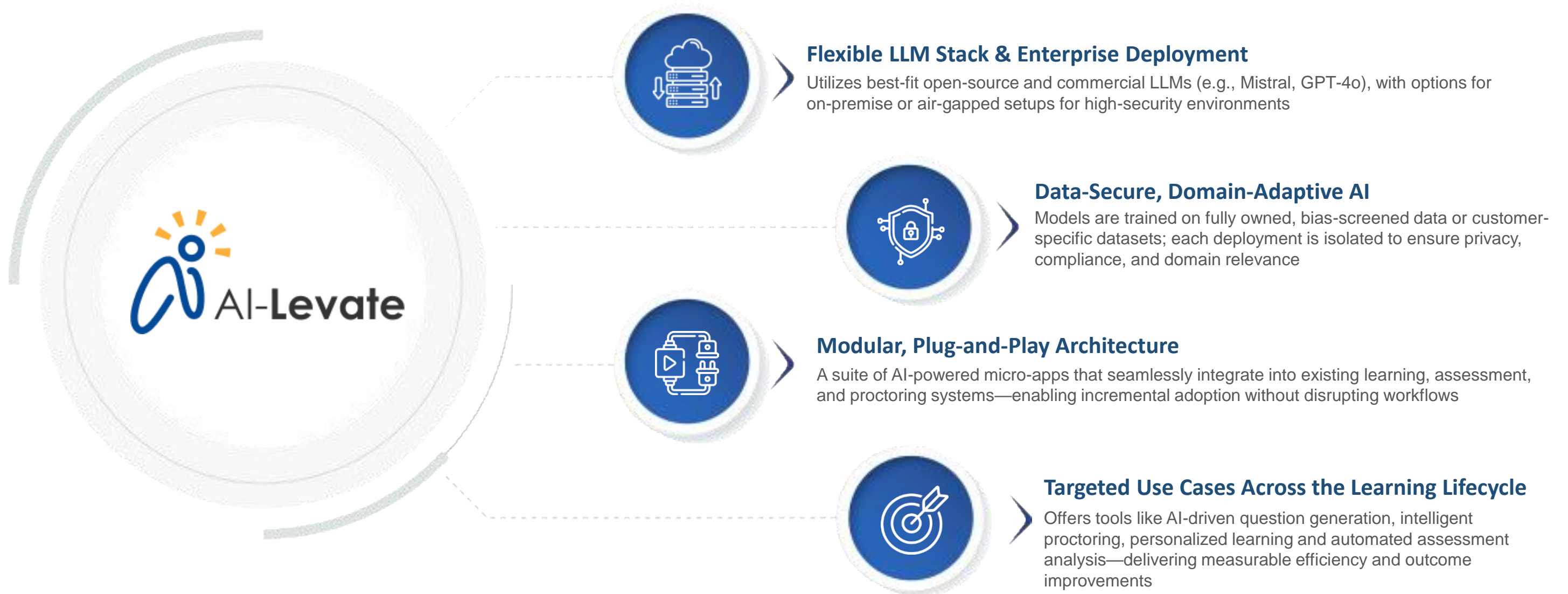
05



- AI-driven student success platform that guides academic planning, offers predictive insights, and enables timely interventions for on-time graduation
- Helps students make informed decisions, strengthen weak areas, and improves advising consistency while optimizing institutional resources

PRODUCTS: AI LEVATE

Steadily integrating AI across its offerings, with select AI-powered features already launched and more under continuous evaluation and development



Excelsoft is Harnessing AI Through a Full-Stack AI Stack

Internal infrastructure, company-wide enablement, and measurable AI outcomes

Full-Stack AI Approach (5 Layers)



Infrastructure Investment

GPU Hardware:
NVIDIA A6000

NVIDIA A6000 GPUs

Internal Infrastructure:
GPU Cluster

Employees Enabled on
Excelsoft GPT:
1,109
on own GPU hardware

AI is positioned to:
Strengthen **growth quality**
Enhance **strategic relevance**
Improve **margin profile**

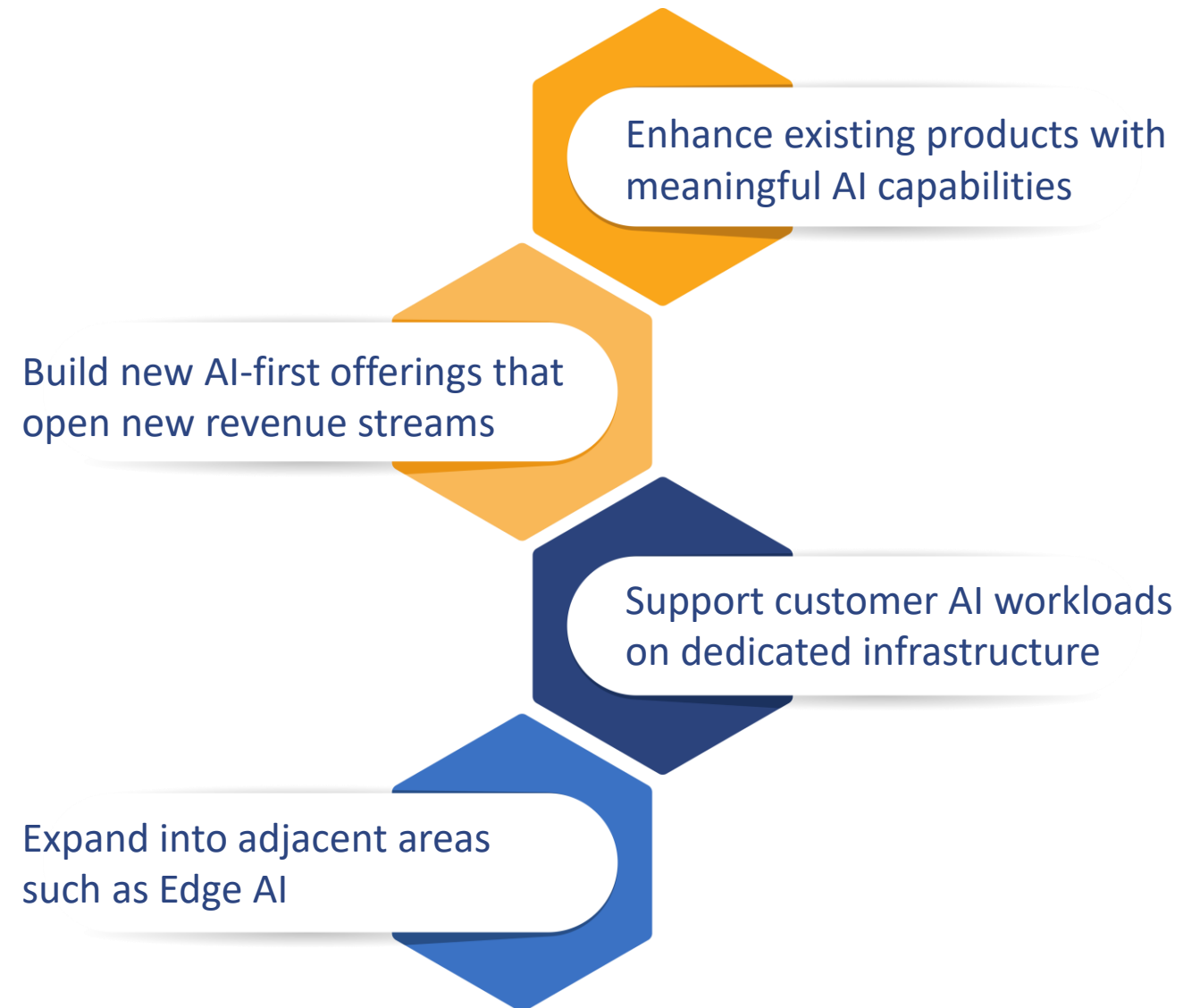
(BSE India filing, Excelsoft Technologies investor presentation, Apr. 1, 2026)

Early AI Commercial Traction is Creating New Growth Opportunities

Market adoption, pipeline momentum, and revenue opportunity



Revenue Growth Drivers



AI-levate App Suite



Saras SchoolAI



Saras Assessments in-a-Box

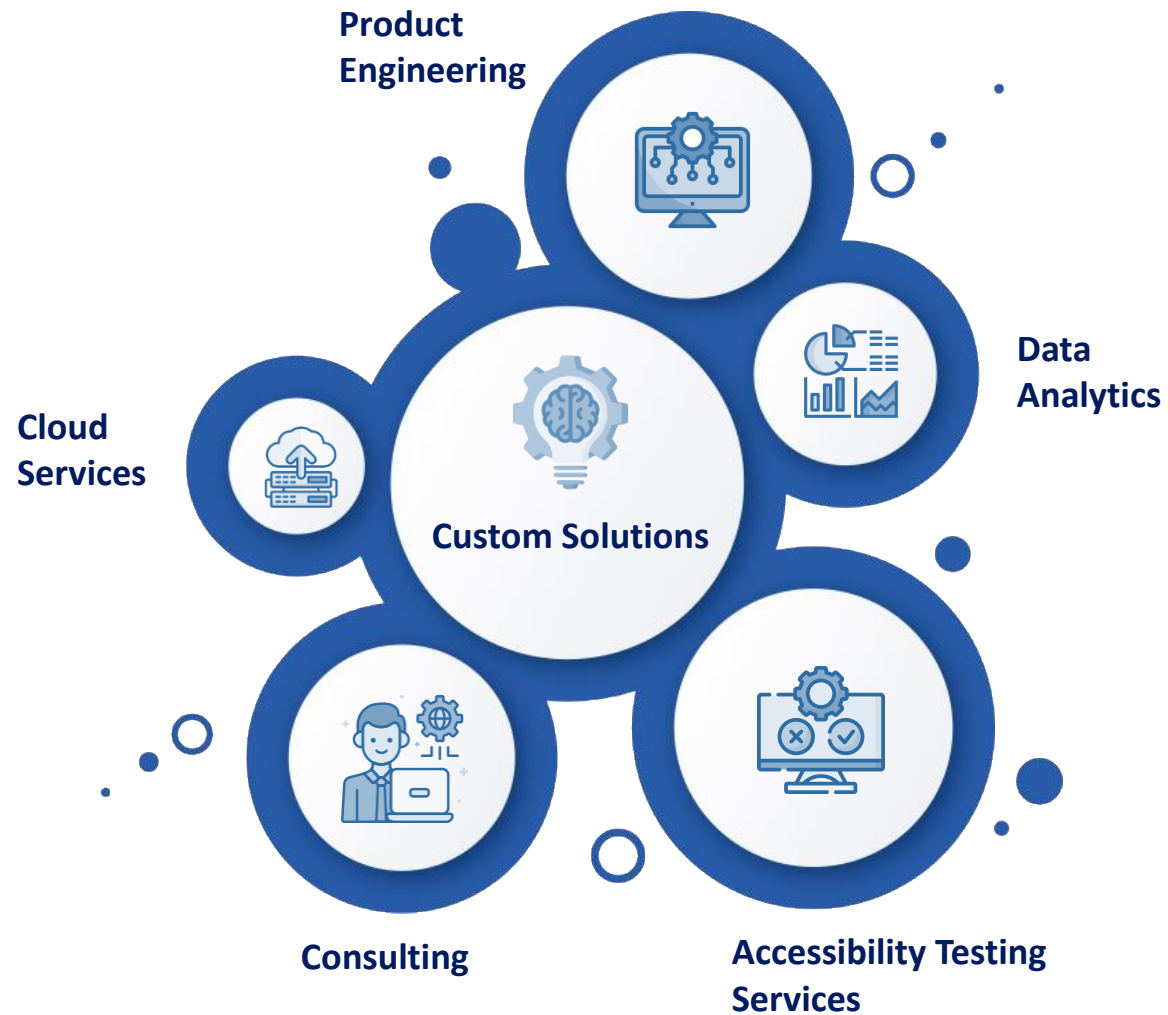


CareerSPARC

SERVICES OFFERED

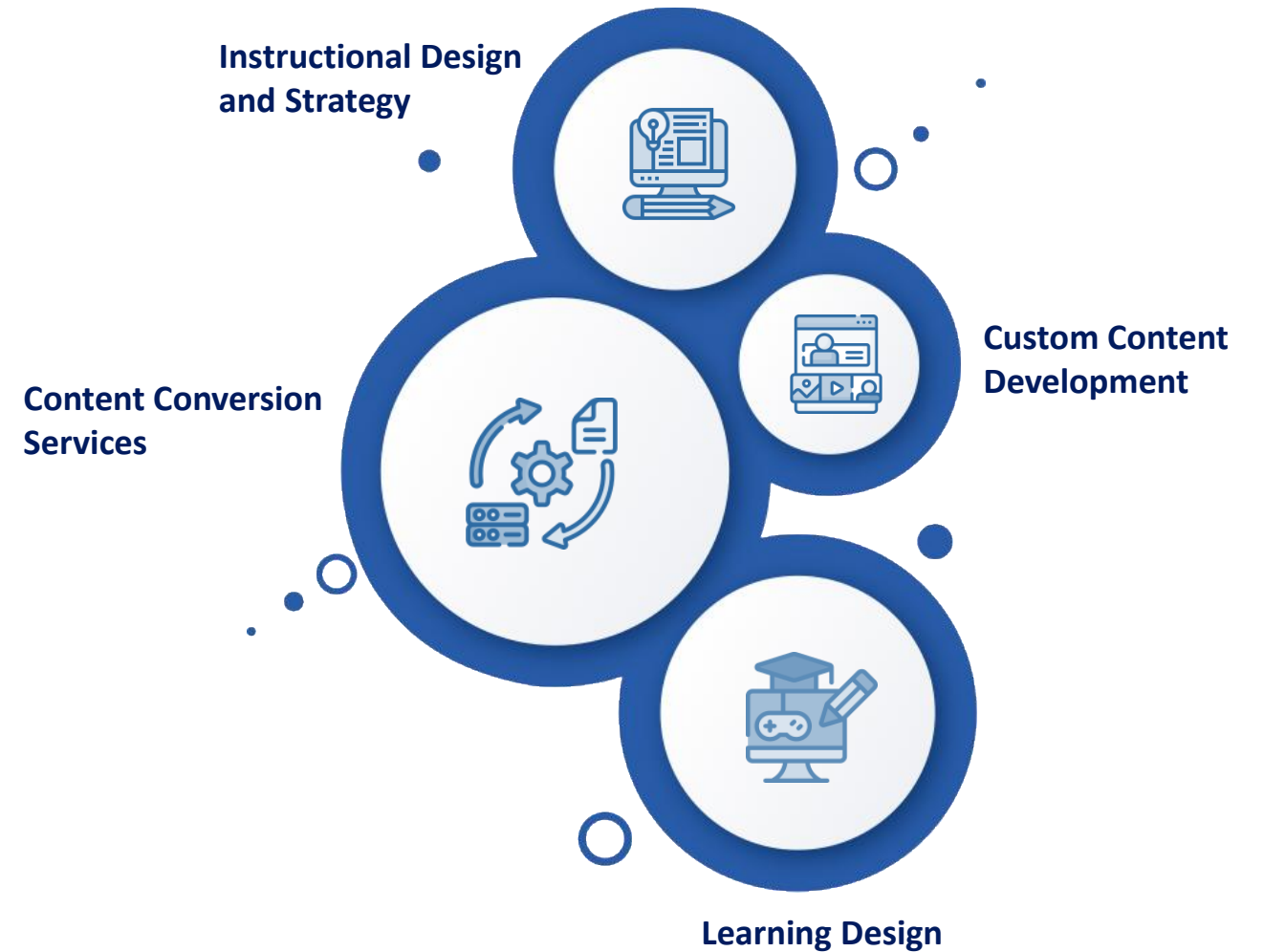
Educational Technology Services

High-end technology stack and deep domain knowledge enables company to provide services like

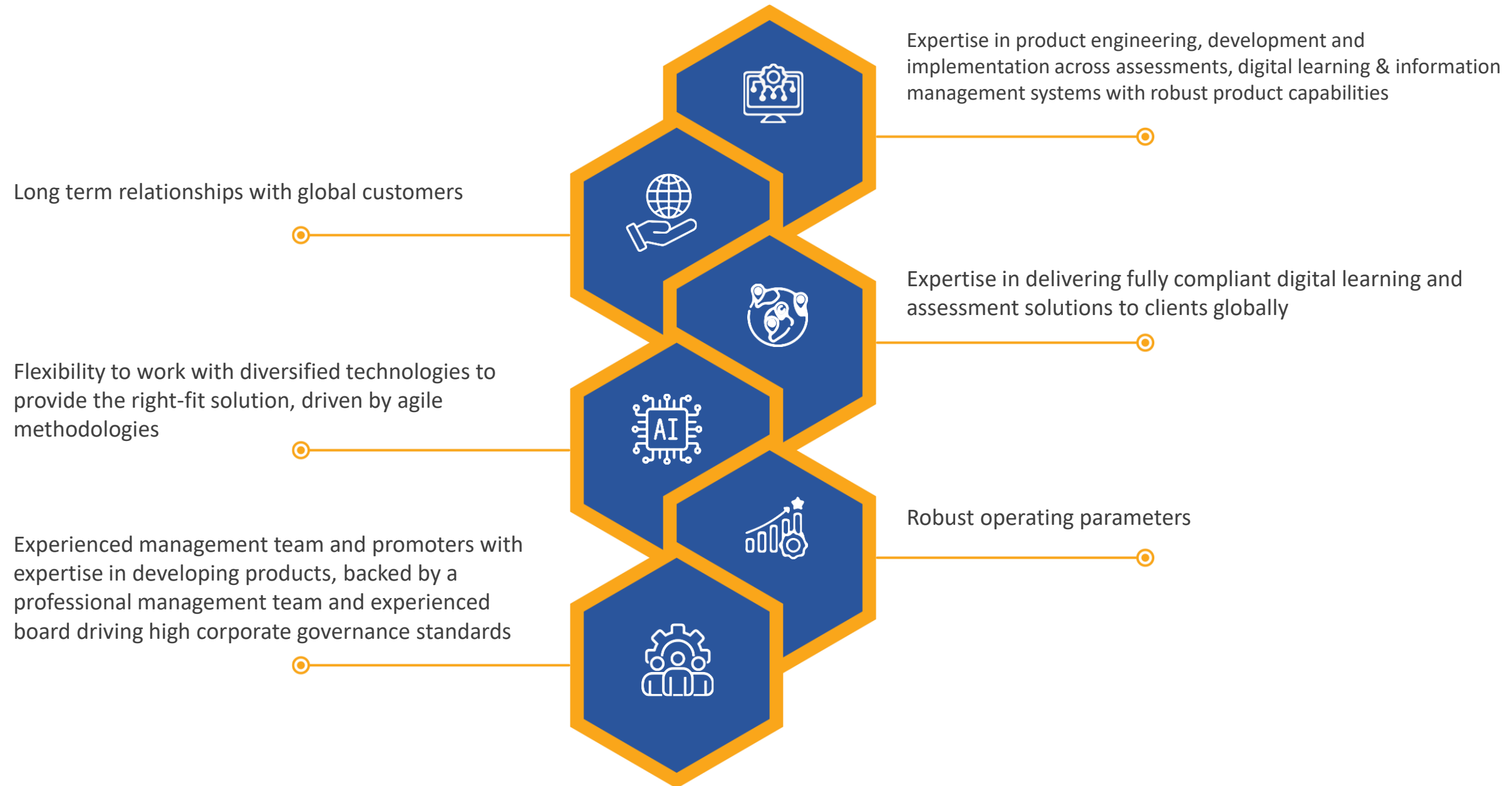


Learning Design & Content Solutions

Delivered by a team of professionals experienced in instructional design, learning experience design, content design and global content standards



KEY COMPETITIVE STRENGTHS



EXPERTISE IN PRODUCT ENGINEERING, DEVELOPMENT AND IMPLEMENTATION



ROBUST OPERATING PARAMETERS

Standardized Processes for Quality Delivery

Standardized processes reduce errors and variability, ensuring reliable outcomes for customers, stakeholders, and employees

Clear Guidelines and Workflows

Set well-defined goals, responsibilities, and operational workflows to ensure predictable and consistent organizational functioning

Efficiency through Streamlined Operations

Clear parameters help eliminate redundancies, optimize resource use, and enable teams to focus on high-priority tasks



Accountability through KPIs and Metrics

Defined KPIs and performance metrics to hold teams accountable, track progress, and align efforts with business goals

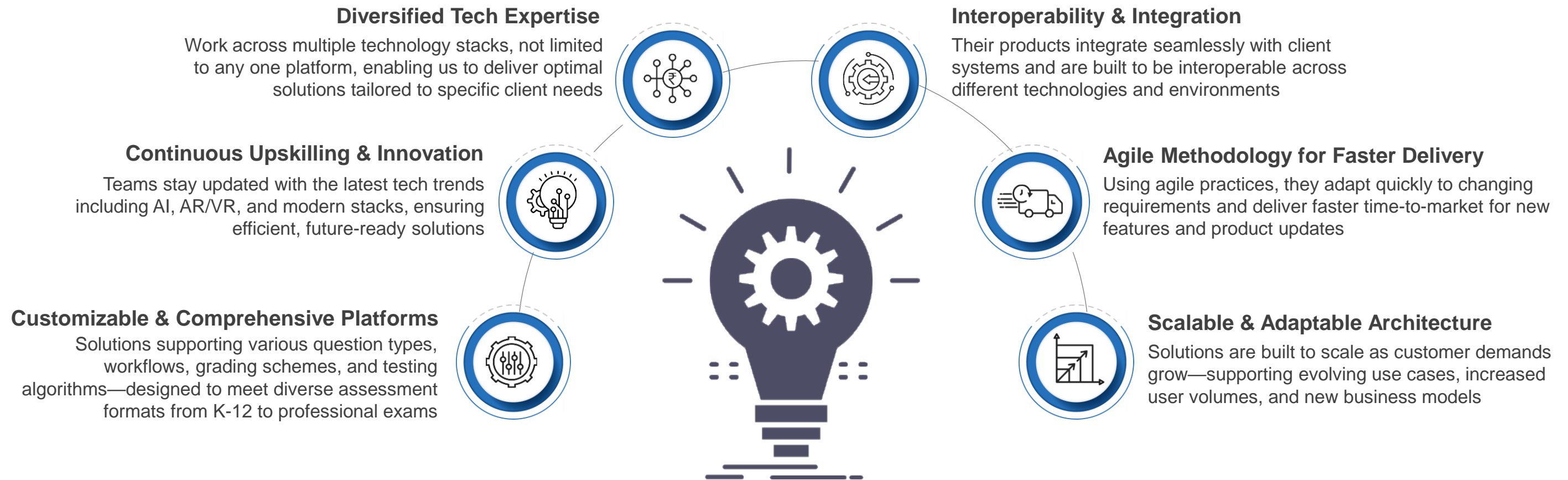
Foundation for Scalability and Growth

Robust operational systems helps in scaling efficiently, adapt to market changes, and drive continuous improvement across the organization

Customer-Centric Operational Framework

Parameters are designed to meet evolving customer needs by delivering tailored, one-stop learning and assessment solutions

FLEXIBILITY TO WORK WITH DIVERSIFIED TECHNOLOGIES...



...to provide the right-fit solution, driven by agile methodologies

EXPERTISE IN DELIVERING FULLY COMPLIANT DIGITAL SOLUTIONS...

The demand for upskilling and reskilling is a significant trend reshaping the global Learning & Development (L&D) market, driven by **rapid technological advancements, shifting workforce needs, and evolving business models**



...WITH GLOBAL REACH ACROSS DIVERSE MARKETS



LONG TERM RELATIONSHIPS WITH GLOBAL CUSTOMERS



STRONG GLOBAL CLIENTELE

Have clientele spread across USA, UK, India, Singapore, Australia, Japan, Malaysia, Saudi Arabia, UAE, and Canada



TRUST & CONSISTENT VALUE DELIVERY

Global customers trust in their products and services has enabled them to maintain healthy, long-term, and trustworthy business relationships



CONSULTATIVE & CUSTOMER-CENTRIC APPROACH

Their deep focus on customer relationships and empathy for end users allows them to understand pain points and add value at every step



STRATEGIC ADVANTAGE & GROWTH ENABLER

Long-term relationships serve as a barrier to entry for competitors and have helped grow the business and global footprint



LOYALTY, FEEDBACK & MARKET ALIGNMENT

Long-term customers act as brand advocates and provide feedback that helps improve offerings and stay aligned with market trends

Improving client vintage signaling stronger retention, deeper trust, and long-term partnership growth

FY26	67.61% Top 5 Clients	77.72% Top 10 Clients	87.55% Top 20 Clients
Q4 FY26	63.00% Top 5 Clients	72.03% Top 10 Clients	79.97% Top 20 Clients



WAY AHEAD

KEY GROWTH STRATEGIES

PURSUE STRATEGIC ACQUISITIONS IN EDTECH

Identify acquisition opportunities to accelerate growth, gain scale, reduce operational costs, and broaden service capabilities.

INCREASE REVENUE FROM EXISTING & ACQUIRE NEW CUSTOMERS

Grow presence in new markets (Egypt, France, Italy, Brazil, Philippines) and deepen relationships with existing customers through modern product solutions.

STRENGTHEN BRAND POSITIONING

Build long-term customer loyalty, differentiate from competitors, and use data-driven insights to refine product development and targeted marketing.

UPGRADE & INNOVATE PRODUCT PORTFOLIO

Continuously improve existing offerings, align with evolving customer needs, track emerging industry trends, and enhance product USP.



DEVELOP AI-LED PRODUCTS & ENTER THE AI SPECTRUM

Leverage AI/ML to enhance assessment solutions, remote proctoring, automated scoring, and reduce fraud through advanced analytics.

INVEST IN MODERN FRONTIER TECHNOLOGIES

Strengthen R&D, adopt cutting-edge technologies, and collaborate globally to deliver innovative, high-quality products.

BUILD STRONG PEOPLE CULTURE & ACCOUNTABILITY

Promote ownership, inclusiveness, and collaboration across teams while supporting continuous employee development.

BOOST SALES & MARKETING THROUGH GLOBAL TEAMS

Build geographically diverse sales teams to tap new customers, expand digital presence, and customize solutions for local market needs.



HISTORICAL ANNUAL STATEMENTS

STATEMENT OF PROFIT AND LOSS ACCOUNT

Particulars (In Rs. Mn)	FY24	FY25	FY26
Revenue from Operation	1,982.97	2,332.91	2,725.21
Other Income	23.99	155.09	186.18
Total Income	2,006.96	2,488.00	2,911.39
Employee Expenses	1,082.14	1,197.17	1,390.32
Other Expenses	351.1	411.01	603.66
Total Expenditure	1,433.24	1,608.18	2,270.52
EBITDA*	549.73	724.73	731.23
EBITDA Margin	27.72%	31.07%	26.83%
Depreciation	289.93	246.51	241.28
EBIT	283.79	633.31	489.95
EBIT Margin	14.31%	27.15%	17.98%
Interest / Finance Cost	100.65	37.86	35.26
PBT	183.14	595.45	593.43
Tax	55.61	248.54	159.62
PAT	127.53	346.91	433.81
PAT Margin	6.43%	14.87%	14.90%
Basic EPS	1.27	3.47	4.12

*EBITDA is calculated excluding Other Income

CONSOLIDATED BALANCE SHEET

Particulars (In Rs. Mn.)	Mar-24	Mar-25	Mar-26
ASSETS			
Non-Current Assets			
Property, Plant & Equipment and Intangible	305.50	66.76	570.99
Right of use asset	1,941.47	84.64	63.16
Goodwill	0	124.18	124.18
Other Intangible Assets	1,112.58	1,071.48	879.63
Intangible assets under development	0	0	122.40
Financial Assets			
Other Financial Assets	147.64	2,204.11	2,398.23
Other Non Current Assets	16.49	3.90	43.82
Current Assets			
Financial Assets			
Trade Receivables	467.77	344.09	464.09
Cash & Cash Equivalent	48.07	154.12	648.71
Other Bank balances	0.72	185.70	812.32
Other financial assets	0.68	200.14	314.82
Income tax assets (net)	28.60	0	0
Other Current Assets	140.81	249.22	339.86
Total Assets	4,361.26	4,688.34	6,782.21

Particulars (In Rs. Mn.)	Mar-24	Mar-25	Mar-26
EQUITY AND LIABILITIES			
EQUITY			
Equity Share Capital	15.96	1,000.84	1,150.84
Other Equity	2,957.07	2,712.15	4,632.42
Non-Current Liabilities			
Financial Liabilities			
Borrowings	488.14	0	0
Lease Liabilities	7.31	62.77	48.19
Long Term Provisions	156.21	186.32	245.20
Deferred Tax Liabilities(net)	8.89	57.09	34.00
Current Liabilities			
Financial Liabilities			
Short term Borrowings	279.11	265.89	0
Lease Liabilities	8.94	22.64	17.58
Trade Payables			
A) Total outstanding dues of micro enterprises and small enterprises	0	0.92	8.18
B) Total outstanding dues of creditors other than micro enterprises and small enterprises	100.91	78.08	180.25
Other Current Liabilities	151.38	231.54	331.85
Provisions	36.41	65.54	88.36
Income Tax Liabilities (Net)	0	4.55	45.34
Total Equity & Liabilities	4,361.26	4,688.34	6,782.21



THANK YOU



Prashanth H M
Chief Strategy Officer & Head – IR
prashanth@excelsoftcorp.com



Yash Sanghavi
yash.sanghavi@adfactorspr.com

Tejpal Singh
tejpal.singh@adfactorspr.com