MEGAMONT

Date:23/11/2026

To,
BSE Limited
Corporate Relations Department,
27th Floor, Phiroze Jeejeebhoy Towers,
Dalal Street, Fort,
Mumbai 400 001

Scrip Code: 523888
ISIN: INE317D01014

Subject: Intimation under Regulation 30 of the SEBI (Listing Obligations and Disclosure Requirements) Regulations, 2015 ("SEBI Listing Regulations") – Investor Presentation.

Dear Sir/ Madam,

Pursuant to the provisions of Regulation 30 of the SEBI Listing Regulation, we are enclosing herewith a copy of the Investor Presentation for the Quarter and half year ended 30th September,2026.

You are requested to kindly take the same on your record.

Thanking You
Your sincerely,

For, **Megamont Limited**
(Formerly known as VR Woodart Limited)

Minal

_____

Minal Patil
Whole-time Director
(DIN: 10579156)

+91 93092 58631
0253 298 0955
Office No. 27, 3rd Floor, Business Bay, Kute Marg, Near Mumbai Naka, Nashik 422 002 Maharashtra, India.
Info@megamont.co.in
www.megamont.co.in

Megamont Limited

Q2 & H1 FY27

INVESTOR PRESENTATION

Quarter ended 30 September 2026

6	21	2	1992
COMMODITY VERTICALS	EXPORT MARKETS	WHOLLY-OWNED SUBSIDIARIES	BSE-LISTED SINCE

Formerly V. R. Woodart Limited | BSE: 523888 | ISIN: INE317D01014



Contents

01 **Company Overview**
Transformation story, promoters, group structure, business model & industry — PAGE 03 – 11

02 **Consolidated Performance**
Q2 highlights & contract wins, snapshot, trends, P&L, entity view and Management Commentary — PAGE 12 – 14

03 **Parent Mont International**
Steel import–export: portfolio, export reach & performance — PAGE 15 – 17

04 **Nidimo Mont**
Six-vertical commodity trader: portfolio, global reach & performance — PAGE 18 – 20

05 **Strategy, Governance & Capital**
FY27 priorities, leadership and shareholding — PAGE 21 – 23

Megamont Limited



Global Commodities.
Greater Possibilities.

Megamont Limited

01

SECTION 01

Company Overview

Strategic positioning & business model

Megamont at a Glance

From a legacy wood-products manufacturer to an asset-light global commodity trading platform

FY26 REVENUE

₹ 606.7 Cr

Consolidated · first full trading year

FY26 EBITDA

₹ 10.1 Cr

1.66% EBITDA margin

FY26 PAT

₹ 6.2 Cr

Basic EPS ₹ 3.00

Q1 FY27 REVENUE

₹ 219.2 Cr

Consolidated · PAT ₹ 2.22 Cr

THE TRANSFORMATION

LEGACY
V. R. Woodart Limited

- Wood-products business, incorporated 1989
- BSE-listed since 1992

1989 INCORPORATED

RESET
New control

- New promoters acquired ~60% (2025)
- Parent Mont & Nidimo Mont: 100% subsidiaries (Nov 2025)

2025 CONTROL CHANGE

PLATFORM
Megamont Limited

- Renamed Megamont Limited (Jan 2026)
- Asset-light, multi-commodity global trading

2026 RENAMED

LATEST REPORTED QUARTER

Q2 FY27 Consolidated · quarter ended 30 Sep 2026

Revenue	EBITDA	PAT
₹ 591.06 Cr	₹ 8.69 Cr	₹ 5.59 Cr

CIN L46610MH1989PLC138292 | BSE 523888 | ISIN INE317D01014

Source: Company filings.

At a Glance: The Platform

From legacy wood products ⤔ to an integrated global multi-commodity trading platform

Megamont Limited (formerly V. R. Woodart) is a BSE-listed, asset-light trading company that sources, finances and moves physical commodities across global markets, through two wholly-owned arms: Parent Mont International (steel) and Nidimo Mont (multi-commodity).

CORE BUSINESSES



Steel & Metals
Pipes, tubes, poles, coils



Energy
Coal and petroleum products

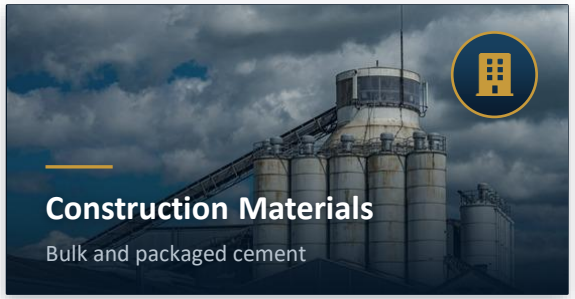

Construction Materials
Bulk and packaged cement



Agri & Food
Fertilizers and Agro Commodities

SCALE	GROUP STRUCTURE	GLOBAL PRESENCE	PROMOTER-LED	DIVERSIFIED
₹ 606.7 Cr	2 subsidiaries	21 export markets	60.22%	6 verticals
FY26 consolidated revenue, first full trading year	Parent Mont & Nidimo Mont, both 100% owned	Parent Mont; Nidimo across 4 global regions	Promoter holding after Sep 2026 warrant conversion	Steel, coal, cement, fertilizers, Agro Commodities, petroleum

GLOBOIL INDIA

Megamont was **Sponsor & Diamond Partner at GLOBOIL India 2026** (Mumbai, 29 Sep–1 Oct), building visibility and partnerships across the global edible-oil and agri-commodity ecosystem.

Sources: Company filings and corporate presentation (Sep 2026); BSE disclosures (Sep 2026); company announcement on Globoil India 2026

Key Events & Milestones

Three decades of listing history, rebuilt in two years into a global commodity platform

LEGACY · 1989–2021 | PLATFORM BUILD · 2022–24 | MEGAMONT ERA · 2025 →

1989
Incorporated
V. R. Woodart Limited — wood-products business

1992
Listed on BSE
Equity shares listed on BSE (523888)

2022
Parent Mont founded
Steel import–export specialist established

2024
Nidimo Mont founded
Multi-commodity trader, HQ Nashik

2025
New control
New promoters acquire ~60% stake

Nov 2025
Subsidiaries acquired
Parent Mont & Nidimo Mont become 100% subsidiaries

Jan 2026
Renamed
V. R. Woodart becomes Megamont Limited

FY26
Scale-up
₹ 606.7 Cr consolidated revenue in first full trading year

CORE CAPABILITIES

- Physical Commodities
- Global Sourcing
- Supply Chain Execution
- Trade Finance

Source: Company filings and corporate presentation (Sep 2026)

Promoter-Led Leadership with a Long-Term Vision

Promoters with skin in the game, steering Megamont's next chapter

PROMOTER · CHAIRPERSON & WTD

Minal Gaurav Patil

Global trade, export–import, compliance

PROMOTER · WHOLE-TIME DIRECTOR

Maddukuri Mounica

Technology, digital marketing and analytics

01 **A new chapter.** In 2025 the promoters acquired control of the erstwhile V. R. Woodart Limited through a SEBI open offer at ₹ 22 per share, setting out to turn a legacy wood-products company into a global commodity platform.

02 **Built around trade.** Under their leadership the company brought in Parent Mont International and Nidimo Mont as 100% subsidiaries and became Megamont Limited, now spanning six commodity verticals and 21 export markets.

03 **Complementary expertise.** Ms. Patil brings depth in international trade, export–import operations and global trade compliance; Ms. Mounica adds technology, digital marketing and analytics, giving the platform both commercial and digital depth.

04 **Committed capital.** The promoters have steadily raised their stake, most recently through full conversion of warrants in September 2026, to 60.22%, aligning their interests with every shareholder.

PROMOTER BACKGROUND: Deep domain expertise in international commodity trade ·



Sources: SEBI open-offer documents (2025); BSE SAST and shareholding disclosures (Nov 2025 – Sep 2026); company corporate presentation (Sep 2026)

Group Structure & Subsidiaries

MEGAMONT LIMITED

Listed holding & trading company · BSE 523888

100% ACQUIRED · NOV 2025

LISTED PARENT
Megamont (Standalone)

BSE

Role	**Holding & trading**
Listing	**BSE 523888 · since 1992**
Subsidiaries	**2 · both 100% owned**
Q1 FY27 revenue	**₹ 27.11 Cr**
Q1 FY27 PAT	**₹ 0.32 Cr**

Q2 FY27

₹ 158.93 Cr Revenue

₹ 0.32 Cr PAT

100% SUBSIDIARY · EST. 2022
Parent Mont International

100%

Focus	**High-quality steel**
Products	**Pipes, tubes & steel poles**
Export markets	**21**
FY26 export revenue	**₹ 70.14 Cr**
Export share of revenue	**~53%**

Q2 FY27

₹ 280.89 Cr Revenue

₹ 4.57 Cr PAT

100% SUBSIDIARY · EST. 2024
Nidimo Mont

100%

Focus	**Multi-commodity trading**
Head office	**Nashik, Maharashtra**
Verticals (6)	**Steel · Coal · Cement**
	Fertilizers · Agro Commodities· Oil
Global reach	**N. America · Europe · Asia · ME**

Q2 FY27

₹ 151.76 Cr Revenue

₹ 1.85Cr PAT

Source: Company filings; FY26 export data per Parent Mont

Integrated Business Model

Asset-light by design: Megamont sources, structures, finances, moves and controls every transaction

01 SOURCE

Direct engagement with mills, mines and producers to secure grade, volume and supply

SUPPLY SECURED

02 STRUCTURE

Negotiate price, grade, terms, tolerance, inspection regime and payment mechanism

TERMS FIXED

03 FINANCE

Arrange letters of credit, supplier credit, trade finance and working capital

TRADE FUNDED

04 MOVE

Coordinate freight, chartering, logistics and quality inspection across sea, rail and land

CARGO DELIVERED

05 CONTROL

Formalise documentation, monitoring, audit trail and risk approvals

RISK CONTROLLED

HOW EACH TRADE EARNS: TRADING CONTRIBUTION

Sale price − **Purchase price** − **Freight** − **Finance cost** − **Insurance / inspection** = **Transaction spread**

PARENT MONT INTERNATIONAL

Runs the model on steel: pipes, tubes and poles across 21 export markets

NIDIMO MONT

Runs it across six commodity verticals in four global regions

Source: Company corporate presentation (Sep 2026)

Product Portfolio & Global Sourcing

A diversified portfolio across metals, energy, agriculture and industrial goods, sourced from key producing regions

PRODUCT PORTFOLIO

CORE

Metals & Mining
Steel, aluminium scrap, iron ore, coal, limestone, clinker

Energy & Petrochemicals
Petrochemicals, petroleum coke

Agri & Edible Oils
Vegetable oils, fruits, grains, coffee

Industrial Chemicals
Chemicals, industrial filters

Rubber & Elastomers
Natural and synthetic rubber

Machinery & Equipment
Industrial and construction equipment

Electronics & Home Utility
IT, electronics, mobile phones, water filters

Building Materials
Ceramics, sanitary ware

GLOBAL SOURCING NETWORK

Supplier relationships across key commodity-producing regions



Sourcing region · Key export region (Nidimo) · India hub

WHY BREADTH MATTERS

Access to global price opportunities

Diversified supplier base

Enhanced growth optionality

Execution depends on getting price, credit, freight, documentation and delivery right

Source: Company corporate presentation (Sep 2026). Map is indicative of regions, not specific counterparties

Industry Context: Steel & Global Commodities

A compounding domestic steel market and elevated global metal prices: a strong backdrop for physical trading

India crude steel production (million tonnes)

3-yr CAGR **9.8%**

INDIA · WORLD'S NO. 2 PRODUCER

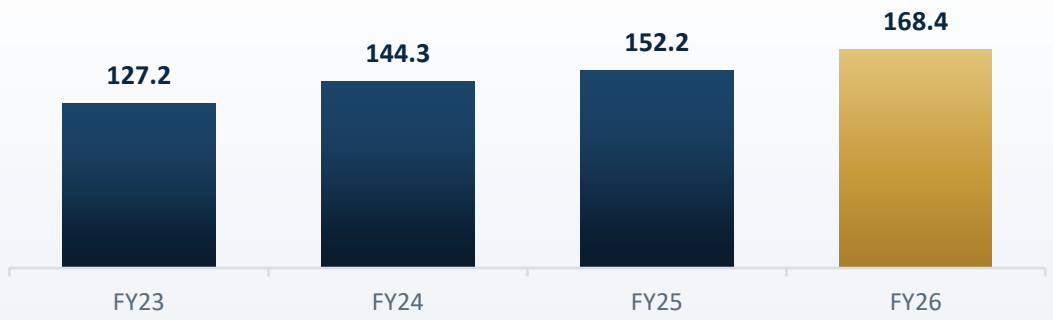

168.4 MT

Crude steel production, FY26

▲ 10.7% YoY

164 MT

Finished steel consumption, FY26

▲ ~8% YoY

84.9 MT

Finished steel consumption, H1 FY27

▲ 7.5% YoY

+25%

World Bank metals & minerals price index, 2026F

RECORD HIGH

CAPACITY RUNWAY

~223 → 300 MTPA

Today (H1 FY27) — 2030 target

STEEL

Demand base + price arbitrage

Large domestic demand and international price differences create physical-trading opportunities; execution rests on grade, freight, financing and counterparty discipline

RECYCLED METALS

Energy-cost tailwind

Secondary aluminium uses materially less energy than primary; Megamont sees recycled metals as attractive in a high-energy-cost environment

STRUCTURAL DEMAND + ENERGY TRANSITION + CIRCULAR ECONOMY = A LONG RUNWAY FOR TRADED COMMODITIES

Sources: Ministry of Steel / JPC provisional data (FY26, H1 FY27); World Bank Commodity Markets Outlook, Oct 2026

Megamont Limited

02

SECTION 02

Consolidated Performance

Q2 & H1 FY27 results, trends entity-wise view and Management Commentary

Q2 FY27 Performance Snapshot

Consolidated results for the quarter ended 30 September 2026

TOTAL INCOME

₹ 591.06 Cr

▲ 169.63% QoQ

EBITDA

₹ 8.69 Cr

Margin **1.47%**

▲ 106.80% QoQ

PAT

₹ 5.59 Cr

Margin **0.95%**

▲ 151.11% QoQ

EPS (BASIC)

₹ 1.85

Per share, not annualised

LISTED PARENT
Megamont Standalone

Revenue	₹ 158.93 Cr	▲ 486.34% QoQ
EBITDA	₹ 0.47 Cr	▲ 20.13% QoQ
PAT	₹ 0.32 Cr	(1.37%) QoQ

STEEL · 100% OWNED
Parent Mont

Revenue	₹ 280.89 Cr	▲ 833.31% QoQ
EBITDA	₹ 5.34 Cr	▲ 1685.33% QoQ
PAT	₹ 4.57 Cr	▲ 1787.69% QoQ

6 VERTICALS · 100% OWNED
Nidimo Mont

Revenue	₹ 151.76 Cr	(6.03%) QoQ
EBITDA	₹ 3.39 Cr	▲ 13.46% QoQ
PAT	₹ 1.85 Cr	▲ 11.30% QoQ

Q2 TAKEAWAY: Led by strong growth in Parent Mont's business, consolidated income rose 170% QoQ to ₹591.06 crore, while PAT more than doubled to ₹5.59 crore

Management Commentary

H1 FY27 revenue surpassed full-year FY26 revenue

Consolidated revenue from operations

FY26 · 12 months

₹606.70 Cr

H1 FY27 · 6 months

₹810.27 Cr

"

Q2 FY27 has been a defining quarter for Megamont. Revenue grew nearly 2.7 times sequentially to Rs. 591.06 Crores and profit after tax more than doubled to Rs. 5.59 Crores, as we scaled up volumes across our trading verticals. In just the first half of FY27, our revenue has already surpassed what we achieved in the whole of FY26

We are steadily building Megamont into a global multi-product trading hub, adding new product segments, deepening our sourcing relationships across geographies and serving marquee customers. Our asset-light, working-capital-efficient model allows us to grow volumes while staying disciplined on capital.

Tejas Patil

Director, Megamont Limited

Q2 FY27

Consolidated

Revenue from Operations

₹591.06 Cr

+169.63% QoQ

EBITDA

₹8.69 Cr

+106.90% QoQ

Profit After Tax

₹5.59 Cr

+151.80% QoQ

Megamont Limited

03

SECTION 03

Parent Mont International

High-quality steel products across global markets

Parent Mont International: Business Overview

Established in 2022: an import–export company sourcing and trading high-quality steel products worldwide

BUSINESS SNAPSHOT

Import–export, est. 2022
Sourcing and trading high-quality steel products

Global network
Supplier and customer relationships across markets

Steel vertical acquired
From Parent Mont (partnership firm) via BTA: assets & liabilities at carrying value, nil net consideration

Trading heritage
Predecessor firm active in coal and steel for three years

PRODUCT PORTFOLIO

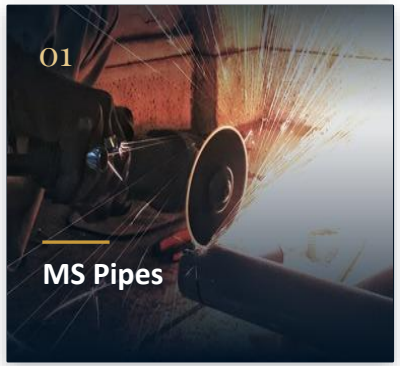







GLOBAL REACH

21 export markets

₹ 70.14 Cr
FY26 export revenue

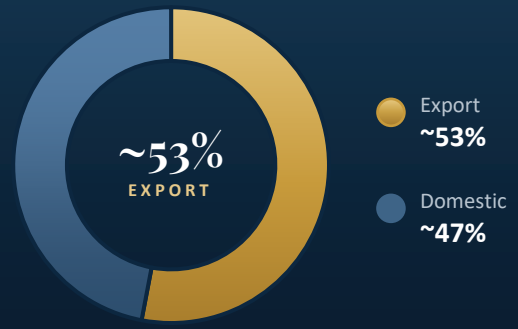

KEY DIFFERENTIATORS

Quality-focused sourcing
Committed to high-quality product and reliable supply

Global trade relationships
Strong ties with mills, suppliers and buyers

Sustainable growth approach
New markets added with discipline

Source: Company corporate presentation (Sep 2026). Domestic share derived from ~53% export share. 100% subsidiary of Megamont Limited since Nov 2025

Parent Mont International: Q2 & H1 FY27 Performance

Standalone results of the group's multi-commodity trading arm

	REVENUE	EBITDA	PAT
Q2 FY27	₹ 280.89 Cr ▲ 833.31% QoQ	₹ 5.34 Cr ▲ 582.4% QoQ	₹ 4.57 Cr ▲ 1787.69% QoQ
H1 FY27	₹ 310.99 Cr	₹ 5.64 Cr	₹ 3.66 Cr

PARENT MONT INTERNATIONAL TAKEAWAY

Parent Mont International's Q2 FY27 revenue rose more than ninefold QoQ to ₹280.89 crore. EBITDA reached ₹5.34 crore, accounting for nearly 95% of H1 EBITDA.

Parent Mont swung from a net loss of ₹0.91 crore in Q1 to a net profit of ₹4.57 crore in Q2. The turnaround lifted H1 FY27 PAT to ₹3.66 crore on revenue of ₹310.99 crore.

Megamont Limited

04

SECTION 04

Nidimo Mont

Global trade across six key commodities



Nidimo Mont: Business Overview

Established in 2024 in Nashik: a global trading company dealing in high-demand commodities

KEY FIGURES

2024
Year established

Nashik
Head office, Maharashtra

6
Commodity verticals

4
Global regions served



01

Steel
High-grade steel for construction and industrial use

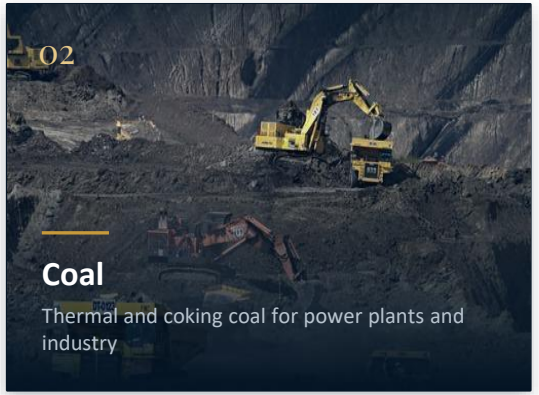

02

Coal
Thermal and coking coal for power plants and industry

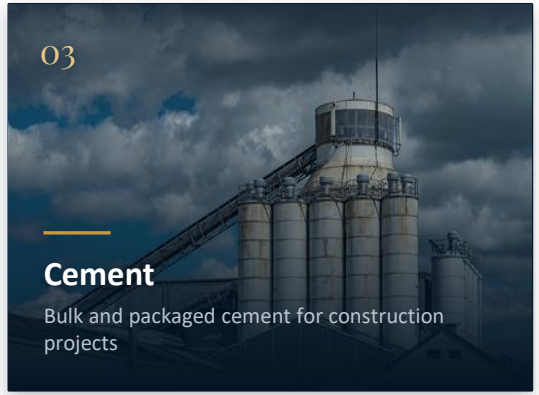

03

Cement
Bulk and packaged cement for construction projects

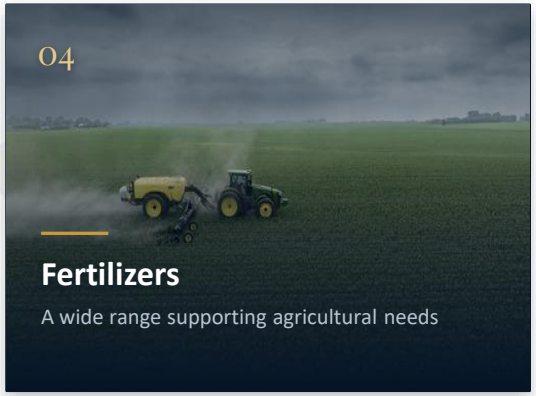

04

Fertilizers
A wide range supporting agricultural needs



05

Agro Commodities
Quality Agricultural Commodities for international markets



06

Oil & Petroleum
Crude oil and petroleum products for energy demand

GLOBAL REACH
N. America · Europe · Asia · Middle East

Quality assurance
Products sourced from trusted suppliers

Strong partnerships
Long-term ties with clients and global partners

Sustainable growth
Environmentally sustainable practices

Source: Company corporate presentation (Sep 2026). 100% subsidiary of Megamont Limited since Nov 2025

Nidimo Mont: Q2 & H1 FY27 Performance

Standalone results of the group's multi-commodity trading arm

	REVENUE	EBITDA	PAT
Q2 FY27	₹ 151.75 Cr (6.03%) QoQ	₹ 3.39 Cr ▲ 13.46% QoQ	₹ 1.85 Cr ▲ 11.30% QoQ
H1 FY27	₹ 313.24 Cr ▲ 1842.58% QoQ	₹ 6.39 Cr ▲ 1063.91% QoQ	₹ 3.51 Cr ▲ 424.19% QoQ

NIDIMO TAKEAWAY

Nidimo Mont strengthened profitability in Q2 FY27, with EBITDA up 13.46% QoQ to ₹3.39 crore and PAT up 11.30% to ₹1.85 crore. EBITDA margin expanded by about 38 bps to 2.23%, even as revenue fell 6.03% QoQ to ₹151.75 crore

For H1 FY27, Nidimo Mont recorded revenue of ₹313.24 crore and EBITDA of ₹6.39 crore. PAT reached ₹3.51 crore, with Q2 contributing nearly 53% of first-half profit.

Megamont Limited

05

SECTION 05

Strategy, Governance & Capital

Priorities, leadership, shareholding and Management Comments



FY27 Strategic Priorities & Outlook

Scaling transaction capacity while protecting the economics of each trade

FY27
Scale with *discipline*

01 Banking capacity
Expand non-fund-based limits to support higher physical volumes

02 Cash cycle
Cut time between purchase, shipment, collection and redeployment

03 Product mix
Grow recycled metals and selected industrial goods / chemicals

04 Trade corridors
Deepen supplier and buyer relationships across international markets

05 Controls
Formalise documentation, monitoring, audit trail and risk approvals

REVENUE GROWTH OUTLOOK

(₹ Cr)

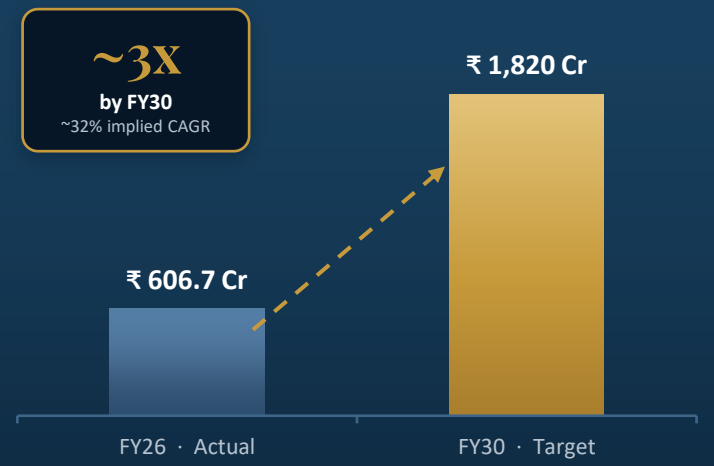

WHAT DRIVES THE 3x

- **Six verticals** reduce single-commodity cyclicality
- **New corridors** across 21 export markets, 4 regions
- **Organic growth** plus selective acquisitions

FY30 revenue is a management target (~3x FY26 audited revenue), not a forecast or guarantee. See Disclaimer

Leadership & Governance

A board combining international trade, technology and financial-control expertise

3 DIRECTORS | 2 EXECUTIVE | 1 NON-EXECUTIVE

PROMOTER

MP

Minal Gaurav Patil

CHAIRPERSON & WHOLE-TIME DIRECTOR

International trade, export–import operations, marketing strategy and global trade compliance

Trade | Export–import | Compliance

PROMOTER

MM

Maddukuri Mounica

WHOLE-TIME DIRECTOR

Technology, digital marketing and analytics background

Technology | Digital | Analytics

TP

Tejas Narendra Patil

NON-EXECUTIVE DIRECTOR

Cost consulting, procurement, commercial management and financial control

Cost | Procurement | Finance

Experienced leadership
Deep expertise across trade, finance, technology and governance

Strong governance
Independent oversight and a compliance-focused board structure

Execution discipline
Focus on sustainable growth and operational scalability

Source: Company corporate presentation (Sep 2026); names as per BSE filings.

Disclaimer

COMPANY DISCLAIMER

Megamont Limited

No representation or warranty, express or implied, is made as to, and no reliance should be placed on, the fairness, accuracy, completeness or correctness of the information or opinions contained in this presentation. Such information and opinions are in all events not current after the date of this presentation. Certain statements made in this presentation may not be based on historical information or facts and may be “forward looking statements” based on the currently held beliefs and assumptions of the management of Megamont Limited, which are expressed in good faith and in their opinion reasonable, including those relating to the Company’s general business plans and strategy, its future financial condition and growth prospects and future developments in its industry and its competitive and regulatory environment.

Forward-looking statements involve known and unknown risks, uncertainties and other factors, which may cause the actual results, financial condition, performance or achievements of the Company or industry results to differ materially from the results, financial condition, performance or achievements expressed or implied by such forward-looking statements, including future changes or developments in the Company’s business, its competitive environment and political, economic, legal and social conditions. Further, past performance is not necessarily indicative of future results. Given these risks, uncertainties and other factors, viewers of this presentation are cautioned not to place undue reliance on these forward-looking statements. The Company disclaims any obligation to update these forward-looking statements to reflect future events or developments.

This presentation is confidential and may not be copied or disseminated, in whole or in part, and in any manner.

IR ADVISOR DISCLAIMER

Moonwalk Capital Advisors

Moonwalk Capital Advisors is an Independent Investor Relations Management Service company. This Presentation has been prepared by Moonwalk Capital Advisors based on information and data which the Company considers reliable, but Moonwalk Capital Advisors and the Company makes no representation or warranty, express or implied, whatsoever, and no reliance shall be placed on, the truth, accuracy, completeness, fairness and reasonableness of the contents of this Presentation.

This Presentation may not be all inclusive and may not contain all of the information that you may consider material. Any liability in respect of the contents of, or any omission from, this Presentation is expressly excluded.

Moonwalk Capital Advisors also hereby certifies that the directors or employees of Moonwalk Capital Advisors do not own any stock in personal or company capacity of the Company under review.

FOR FURTHER DETAILS, CONTACT

Moonwalk Capital IR Team
+91 70146 18970
investorrelations@moonwalkcapitaladvisors.com

Megamont Limited

Q2 & H1 FY27 | INVESTOR PRESENTATION

Thank You

Global Commodities. *Greater Possibilities.*

INVESTOR RELATIONS

Moonwalk Capital Advisors

Moonwalk Capital IR Team

+91 70146 18970

investorrelations@moonwalkcapitaladvisors.com

COMPANY

Megamont Limited

Formerly V. R. Woodart Limited

BSE: 523888 · ISIN: INE317D01014

CIN: L46610MH1989PLC138292