

Date: May 31, 2026

To,
Manager,
Corporate Relationship Department,
BSE Limited
Phiroze Jeejeebhoy Towers,
Dalal Street, Mumbai-400001

Scrip Code: 533315

Dear Sir/Madam,

Sub: Investor Presentation

With reference to the subject, please find enclosed the Investor Presentation for the quarter and year ended March 31, 2026.

Kindly take the above information on record.

Thanking You,

Yours faithfully,

**For Innovassynth Technologies (India) Limited
(Formerly known as Innovassynth Investments Limited)**

**Sameer Pakhali
Company Secretary & Compliance Officer
ACS 55746**

**Innovassynth Technologies (India) Limited
(Formerly, Innovassynth Investments Limited)**

Registered office:

Old Mumbai-Pune Road,
Khopoli – 410 203, India.
Phone: +91-2192-260100
Email: itil@innovassynth.com
CIN: L67120MH2008PLC178923


Corporate Office:

TCG International Biotech Park,
2nd Floor, Genesis Square,
Hinjewadi Phase – II,
Pune – 411 057, India.
Phone: +91-20-61921000

Investor Presentation Q4FY26

31-May-2026

Chemistry of
possibilities



Disclaimer

“This presentation has been prepared by Innovassynth Technologies India Limited (“Company”) (formerly known as Innovassynth Investments Limited).

The presentation aims to cover key financial and business highlights. This presentation and some statements herein may be forward-looking statements and may not be based on historical information or facts and may be expressed in good faith and in the Company’s management’s opinion reasonable, including those relating to the Company’s general business plans and strategy, its growth prospects and its competitive and regulatory environment. These statements are inherently subject to a variety of risks, uncertainties, and assumptions that could cause actual results to differ materially from those projected based on risks relating to the execution, global supply chain, technological developments, geopolitical developments, etc.. The Company does not undertake any obligation to update forward-looking statements to reflect events or circumstances after the date thereof.

Given these risks, uncertainties and other factors, viewers of this presentation are cautioned not to place undue reliance on these forward-looking statements. This presentation does not aim to offer, and should not be viewed as providing, a complete or comprehensive assessment of the Company’s business, financial performance, operating results, market position, or prospects. Furthermore, this presentation is not an offer, solicitation, or invitation to buy or subscribe for any securities of the Company.”


Executive Summary and Financials

CHEMISTRY of POSSIBILITIES

SECURITY

NAC IMPRINT


Executive Summary



Performance Update and Outlook

- Performance during the previous quarter was impacted by temporary shipment delays arising from logistics disruptions due to the ongoing Middle East conflict, as well as a one-time inventory adjustment by a key customer
- These factors were transitory in nature and do not reflect any change in the underlying demand environment, customer relationships, or the Company's business fundamentals
- The inventory adjustment undertaken by the customer is expected to be a one-time event, and we do not anticipate any material impact on future business volumes
- During the quarter, the order book improved by approximately Rs 60 crore, reflecting continued customer demand and providing enhanced revenue visibility
- We continue to support multiple customer molecules across different stages of development and commercialization. As these programs progress toward commercial production, they have the potential to generate additional manufacturing volumes and contribute to future revenue growth
- We have a healthy customer engagement across CDMO pipeline, supported by successful customer audits and ongoing business development initiatives. With a stronger order book position, normalization of shipment schedules, and a robust CDMO opportunity pipeline, we expect improved operational and financial performance in the coming quarters

Executive Summary



Execution Highlight and Growth Drivers

- Life sciences capacity expansion underway, expected to increase capacity by 2x aligned with CDMO demand growth
- Successfully completed audits from two large CDMO customers with no major observations, reinforcing strong quality systems
- Two additional customer audits scheduled in the coming months, supporting CDMO pipeline expansion
- Continued repeat business from existing customers, reflecting strong execution and customer confidence
- Customer base remains well diversified across the USA and Europe, reducing geographic concentration risk
- The Company had temporary material cost impact in Q4 due to Middle East geographical disruptions, which has already been absorbed. Going forward, this impact is mitigated to a large extent through operational efficiency initiatives
- Strong alignment of capacity expansion, audit success, repeat business, and diversified customer base supports medium-term growth visibility

Strategic Growth & Business Development Highlights

Open Order Book

Amount in INR Crores

Life Sciences	Specialty Chemicals	CRDMO	Grand Total
INR ~126	INR ~22	INR ~28	INR ~176

Major orders from a USA-based companies, with additional orders expected

Strong portfolio product strategy to capture business with existing and new products

Confirmed requirements shared by large global chemical company

Key Highlights




Capacity expansion underway to double Life Sciences manufacturing capacity

Several products are components of first-in-class therapies addressing significant unmet medical needs and in different stages of commercialisation

Successfully completed audits by two major Oligo CDMO / Life science companies


Profit and Loss Statement



Particulars	Quarter Ended			Year Ended	Year Ended
	31-Mar-2026	31-Dec-2025	31-Mar-2025	31-Mar-2026	31-Mar-2025
Revenue from operations	5083	2197	4841	10235	9831
Operating Expenses	(4455)	(2604)	(3801)	(12677)	(7671)
EBIDTA	628	(407)	1040	(2441)	2160
EBIDTA Margin (%)	12%	-19%	21%	-24%	22%
Depreciation and Amortisation	(197)	(197)	(193)	(788)	(388)
Finance Cost	(223)	(189)	(156)	(723)	(353)
Other Income	12	11	58	61	178
Profit/(loss) before exceptional items and tax	220	(783)	749	(3892)	1596
Exceptional items	11	50	1	82	33
Profit/(loss) before tax	210	(833)	748	(3974)	1563
Tax expenses/(credit)	(986)	(53)	(415)	(1096)	(452)
PAT	1196	(780)	1163	(2878)	2015
PAT Margin %	24%	-35%	24%	-28%	20%
Other Comprehensive Income	15	15	18	30	(10)
Total Comprehensive Income	1211	(764)	1181	2847	2005
Diluted EPS (INR)	1.59	(1.03)	1.54	(3.82)	4.05

Pursuant to the merger by absorption effective 1 October 2024, the financial results for FY 2025–26 represent a full-year operating performance of the merged entity. In contrast, the comparative figures for FY 2024–25 reflect only the post-merger period from 1 October 2024 to 31 March 2025. Accordingly, the figures for the two periods are not directly comparable.

Balance Sheet



Particulars	FY26	FY25
Assets		
Non-Current Assets		
Property, Plant and Equipment	12160	11880
Right of use assets	786	933
Capital work-in-progress	365	58
Other Intangible Assets	66	41
Financial Assets		
(i) Investment	162	-
(ii) Other Financial Assets	69	160
Deferred Tax Assets (net)	2619	1518
Other non-tax asset	158	134
	16386	14726
Current Assets		
Inventories	5586	3333
Trade Receivable	3141	1568
Cash and Cash Equivalent	34	45
Bank Balance – other than above	427	284
Other Current Asset	2219	2333
	11407	7564
Total Assets	27793	22290

Particulars	FY26	FY25
Equity and Liabilities		
Equity		
Equity, Shared Capital	7545	2798
Equity Share capital to be issues on account of merger		4746
Other equity	1904	4771
	9449	12316
Liabilities		
Financial Liabilities		
(i) Borrowing	4860	785
(ii) Lease Liabilities	883	1024
Provisions	208	481
	5951	2290
Current Liabilities		
Financial Liabilities		
(i) Borrowing	5367	3781
(ii) Lease Liabilities	152	135
(iii) Trade Payables	3962	2759
(iv) Other financial liabilities	377	222
Other current liabilities	965	248
Provisions	1239	227
Current tax liabilities (net)	330	312
	12392	7685
Total Equity and Liabilities	27793	22290

Company Overview



Business Model


Innovassynth has 3 business units



Life Sciences & Nucleosides



Specialty Chemicals



Contract Research
Development and
Manufacturing


Exports Led Business : ~90% of revenue from global geographies with key focus on USA & EU

Our Life Sciences & Specialty Chemicals segments focus on developing niche products for customers, resulting in higher profit margins

State of the art manufacturing facility




Integrated Manufacturing Facility
at Khopoli, near Mumbai, India



9 multipurpose manufacturing plants built to handle a wide range
of chemical processes and production scales

CRDMO - Our comprehensive CRDMO services, from concept to commercialization

- Custom Research
- Contract Manufacturing
- Full Time Equivalent/Fee for Service
- Scale up to Commercial Products
- 50+ highly qualified scientists specializing in specialty intermediates, bulk chemicals for various applications
- Custom development and manufacturing as per customer requirements



Innovassynth – At a Glance

- Manufacturing plant in 60+ acres at Khopoli with 8 units
- 10+ Line with total reaction capacity of **250 KL+**
- **50L** to 10KL reactor sizes



- 60 fume hoods catering to custom development for FTE/FFS
- Dedicated analytical lab

- Equipment of various MOC : SSR, MSGLR, Glass AR
- ANF, ANFD, Centrifuge, Vacuum and Rotary Tray dryers
- Utilities to handle large scale and range



- Pharmaceuticals
- Diagnostics
- Electronics
- Flavours and Fragrances
- Semiconductors
- Polymers

- Total Strength : 300+
- 50+ Scientists, 10+ PhDs and 50+ technical staff
- Skilled team of engineers and support staff



- Oxidation, reduction, rearrangement reactions
- Friedel-crafts, homologation, Diels Alder, Diazotation, Suzuki
- Cryogenic reactions involving Grignard, n-BuLi, MeLi

Consistently Improving: Quality, Safety, Sustainability



ISO 27001:2022,
ISO 14001:2015,
ISO 45001:2018,
ISO 9001:2015



Ecovadis Gold Rating
for the second
consecutive year



**SBTi and
Responsible Care**
initiated in 2026



Preparedness and Training

- **Structured safety induction** for all workforce segments
- Recurring **EHS capability-building programs**
- **HAZOP embedded** into all scale-up workflows
- Periodic **emergency simulations** validating response readiness



Safety & Environmental Infrastructure

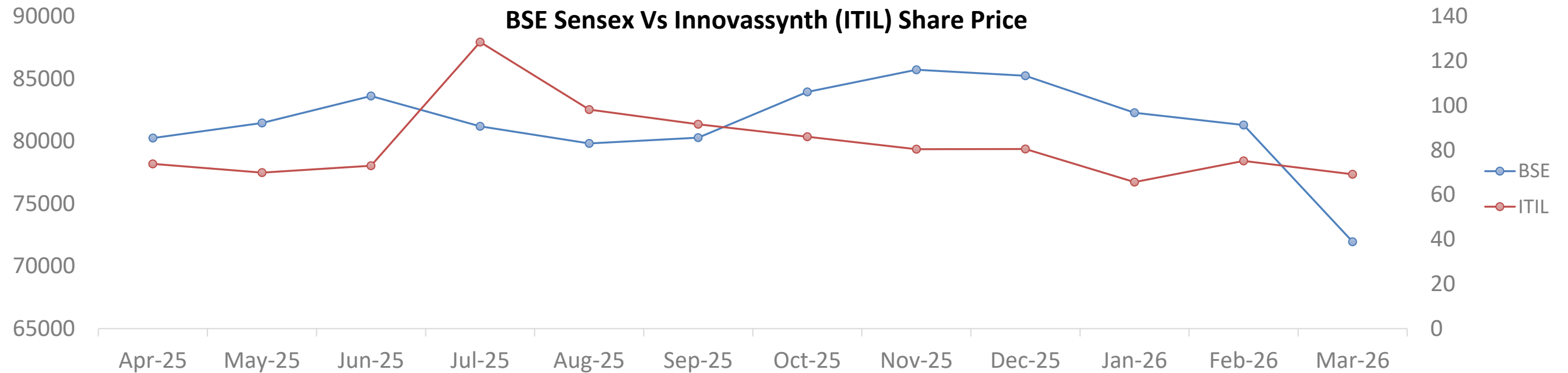

- **260 KL ETP** enabling compliant wastewater treatment
- **740 KL ZLD** system supporting sustainability goals
- **Integrated fire systems** (hydrants, DCP/CO₂/foam)
- Emergency sirens, eye wash stations & body showers



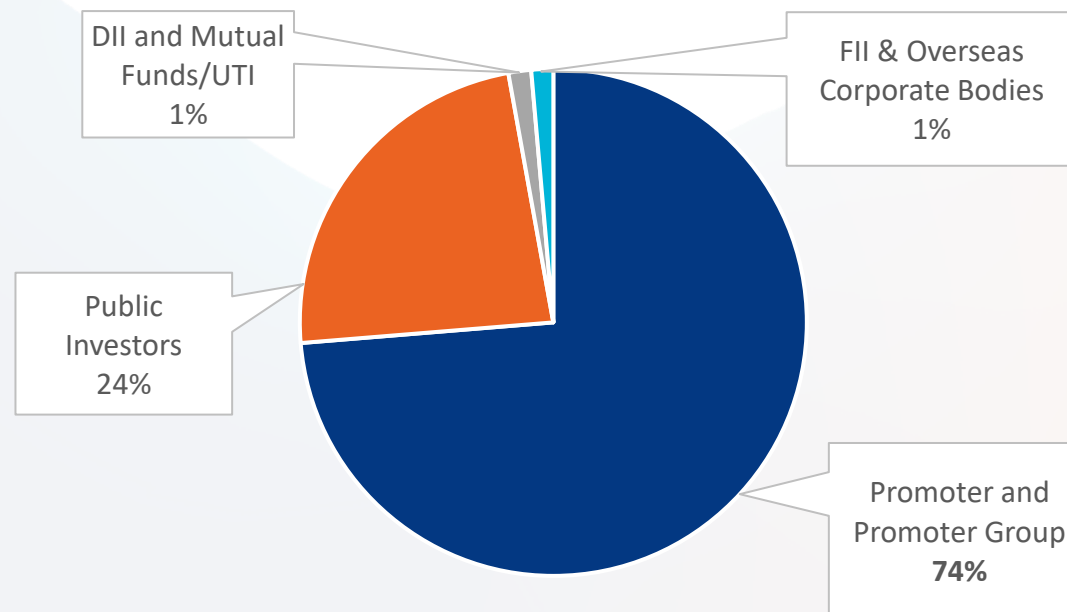
Health & Continuous Monitoring

- **24/7 Occupational Health Centre** with bed, creche & ambulance
- Annual & semi-annual **medical surveillance programs**
- Real-time **online monitoring** of boiler & process stacks
- Staff trained in **Emergency Procedures and First-Aid**

Capital Market Information



Shareholding Pattern (as on 31-Mar-26)



Price Data as on 31-Mar-26		INR
Face Value		10
Market Price		69.16
52 Week H/L		125.59/44.99
Market Cap (Cr)		522
Equity Shares Outstanding (Cr)		7.54

Thank You

