



May 8, 2026

BSE Limited,
Phiroze Jeejeebhoy Towers,
Dalal Street,
Mumbai 400 001.

Dear Sir/Madam,

Sub: Results Presentation for the period ended March 31, 2026
Ref: Dai-ichi Karkaria Limited (Scrip Code 526821)

Please find enclosed herewith the Results Presentation of the Company for the period March 31, 2026, for your records and the same will be placed on the website of the Company i.e. <http://www.dai-ichiindia.com/investors>

For **DAI-ICHI KARKARIA LIMITED**

Ankit Shah
Company Secretary and Compliance officer

Encl: as above



DAI-ICHI

Specialty Chemicals

Q4 AND YEAR ENDED FY25-26
COMPANY PRESENTATION

ABOUT US



- Dai-ichi India commenced production in 1963, in technical collaboration with Dai-ichi Kogyo Seiyaku based in Japan.
- We develop and manufacture high-performance speciality chemicals for various industrial applications.
- We market innovative products, providing custom solutions tailored to our client's needs.
- Sustainability and innovation are key factors in all our business operations.

OUR STRENGTHS



Research & Development

We work towards creating products and processes that are clean, reflecting the integrity of our manufacturing process, with minimum use of hazardous chemicals and efficient chemical synthesis.

Customers have partnered with us to resolve specific performance issues, challenging our R&D team to find a cost effective solution.



Quality Control

Our batch-to-batch consistencies are maintained by rigorous, regular and complete testing at every stage.

We conform to all relevant health, safety, environmental, national, and international standards.

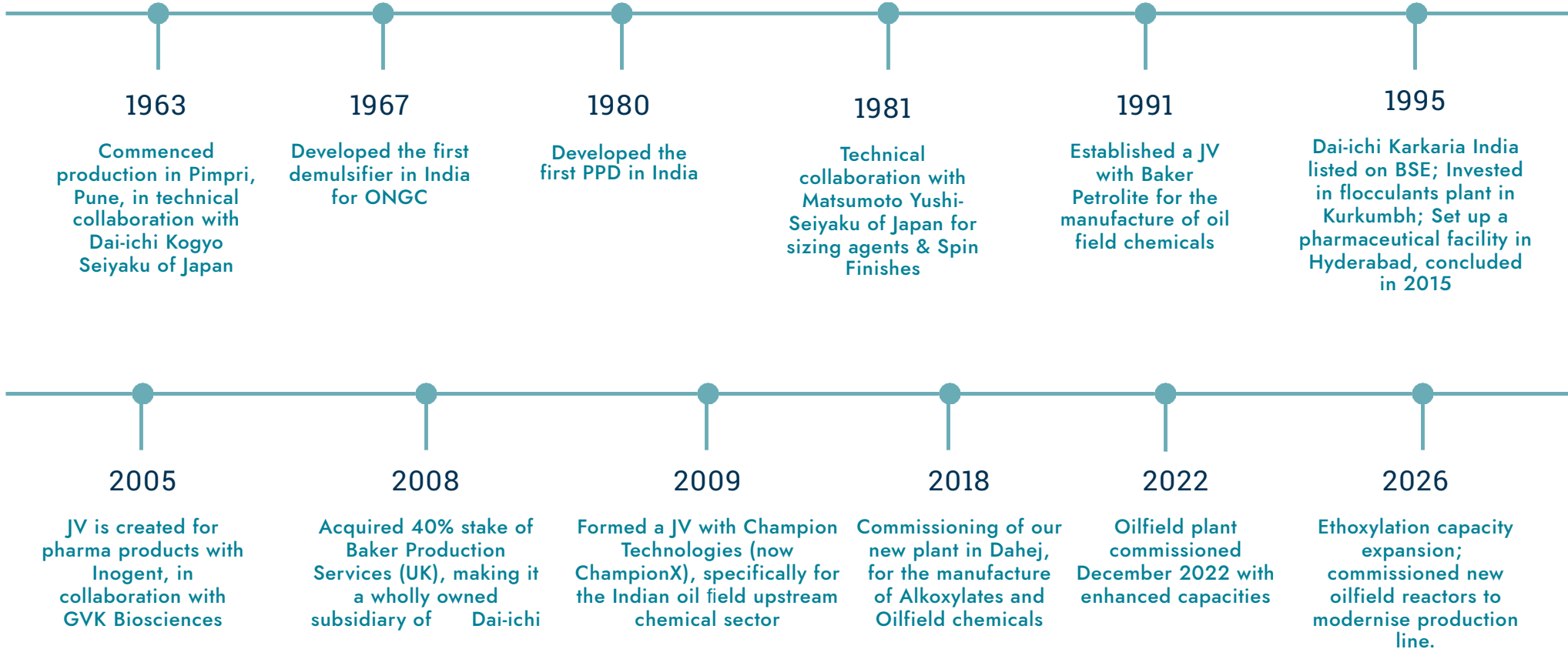


Innovation

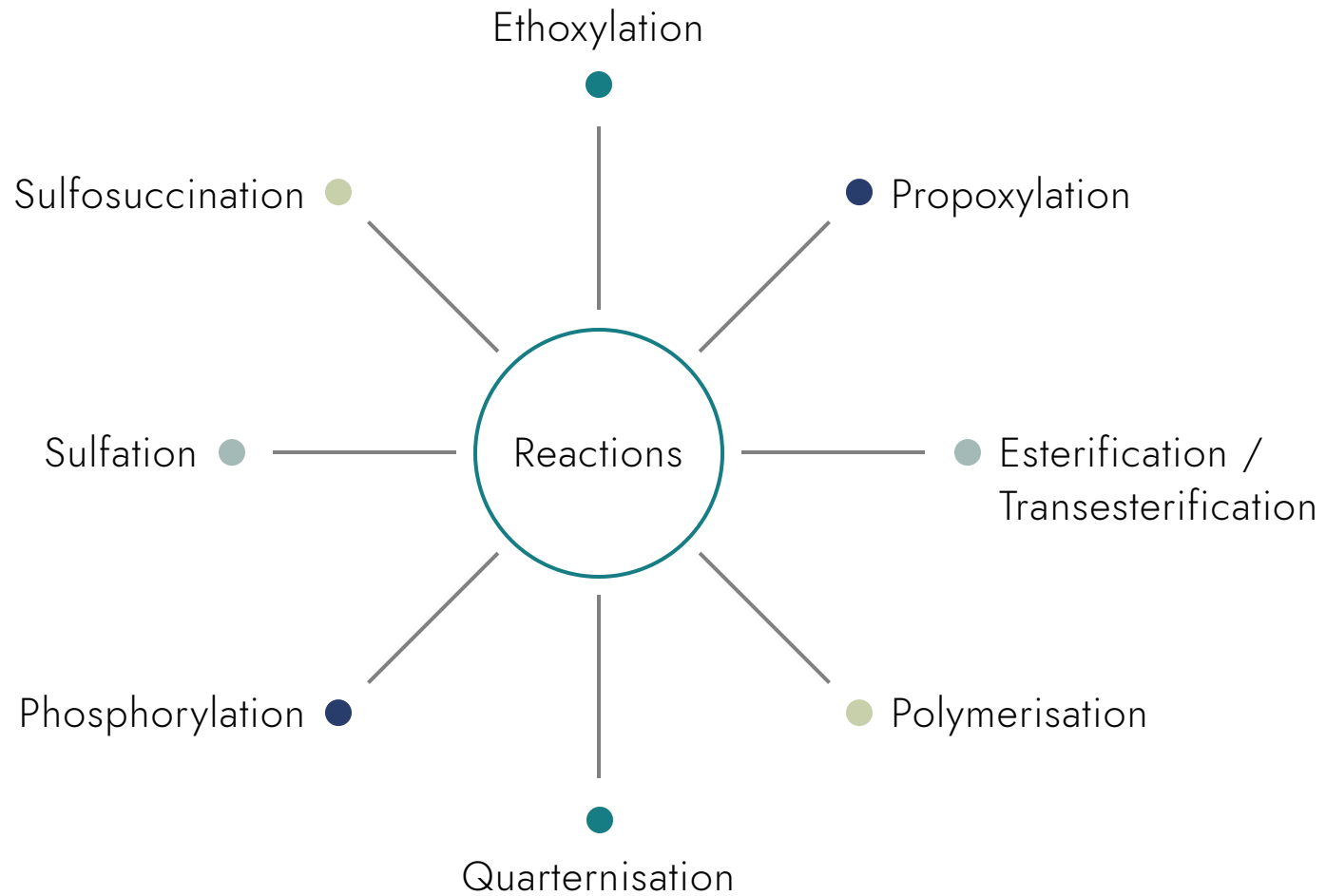
We work with a focus on product design, process efficiency and environmental health & safety.

By integrating new technologies and sustainable practices, we aim to reduce our environmental impact while enhancing product performance.

OUR MILESTONES



MANUFACTURING CAPABILITIES



INDUSTRIES CATERED TO



Agrochemicals



Construction
Chemicals



Home &
Personal Care



Oilfield
Chemicals



Paints, Pigments
& Coatings



Rayon Additives



Sizing
Chemicals



Textile
Auxiliaries




Flocculants for
Paper, Sugar &
Mining Industry



Water &
Environment

Q4 AND YEAR ENDED FY25-26 RESULTS



MANAGEMENT NOTE

FY 2025-26 was a year of disciplined execution for Dai-ichi Karkaria Limited, marked by meaningful operational and capability progress against a more challenging external environment. While export demand conditions became more challenging during the latter part of the year, domestic commercial momentum remained steady across several key segments. The Company sustained momentum across key strategic initiatives and continued to strengthen its technical, manufacturing, and commercial capabilities.

Q4 FY26 saw sequential improvement over Q3, supported by healthy domestic demand across Oilfield Chemicals, Textiles and Agrochemicals, while our Indian Oilfield JV continued to record strong offtake. The quarter also saw improved momentum across selected customer accounts and continued progress in new customer development. Towards the latter part of the quarter, geopolitical disruptions created volatility in raw material prices and affected export demand and order visibility, particularly across certain international markets.

Operationally, the year was marked by strong performance at the Dahej facility. Production records were achieved across key product lines, including record monthly output across EOPO and select specialty product lines, supported by improvements in batch efficiency, cycle times, and throughput consistency. Continued focus on process optimisation, plant reliability, and manufacturing discipline helped improve operational performance across facilities. Safety remained a key priority, with zero fatalities and zero lost time incidents recorded during the year across all manufacturing locations. The Company also completed expansion of additional ethoxylation capacity, which is expected to support future growth, improve operating leverage, and enhance manufacturing flexibility across product categories.

Continued

MANAGEMENT NOTE

The Company made meaningful progress across its research and development and application development initiatives. Several products moved from development and technical validation to commercial scale during the year, with multiple customer specific products progressing through approval and pilot scale validation, strengthening the Company's specialty portfolio across domestic and export markets. A key milestone was the commissioning of a dedicated agrochemical application laboratory, which will support formulation development, customer trials, and faster commercialisation initiatives going forward.

The Energy and Oilfield Chemicals segment remained a key focus area during the year, supported by export opportunities, customer approvals, and increased engagement with multinational customers. The Home and Personal Care, Textile Auxiliaries, Agrochemicals, and Paints & Coatings segments also continued to see encouraging progress, supported by new customer additions, product approvals, and expanding application opportunities. Existing customer relationships continued to deepen through technical collaboration, product performance, and reliable execution, while new customer additions supported future growth opportunities across multiple segments.

The Company enters FY27 with a healthy customer pipeline across multiple business segments and continued focus on long term capability building. The Company remains positive on its future outlook and growth prospects. The Board expresses its sincere appreciation to all employees for their dedication and contribution during the year, and extends its gratitude to customers and shareholders for their continued trust and support.

STATEMENT OF STANDALONE BALANCE SHEET AS ON 31/03/26

			<i>(Rs in Lakhs)</i>		
Particulars	31-03-2026 Audited	31-03-2025 Audited	Particulars	31-03-2026 Audited	31-03-2025 Audited
Equity and Liabilities			Assets		
1- Equity			1-Non-current assets		
(a) Equity share capital	745	745	(a) Property, plant and equipment	11,038	11,431
(b) Other equity	15,469	15,801	(b) Capital work-in-progress	386	85
Equity attributable to equity	16,214	16,546	(c) Investment Property	10	20
			(d) Intangible asset	18	-
2- Liabilities			(e) Right to use assets	1,099	1,112
Non-current liabilities			(f) Financial assets		
(a) Financial liabilities			(i) Investment in subsidiary and joint venture	68	68
(i) Borrowings	-	18	(ii) Other investments	1	1
(ii) Other financial liabilities	52	52	(iii) Other non-current financial assets	527	689
(b) Provisions	256	194	(f) Deferred tax Assets (net)	-	3
(c) Deferred Tax liabilities	8	-	(g) Non current tax assets (net)	493	532
Total non-current liabilities	316	264	(h) Other non-current assets	10	11
			Total non-current assets	13,650	13,952
3-Current liabilities			2-Current assets		
(a) Financial liabilities			(a) Inventories	1,997	1,919
(i) Borrowings	1,300	1,255	(b) Financial Assets		
(ii) Trade payables	1,806	2,400	(i) Investments	422	27
(iii) Other financial liabilities	224	223	(ii) Trade receivables	3,134	2,980
(b) Other current liabilities	68	86	(iii) Cash and cash equivalents	111	877
(c) Provisions	227	190	(iv) Bank balances other than (iii) above	181	170
			(v) Other financial assets	211	107
Total current liabilities	3,625	4,154	(c) Other current assets	449	932
			Total current assets	6,505	7,012
Total equity and liabilities	20,155	20,964	Total assets	20,155	20,964

STATEMENT OF STANDALONE AUDITED FINANCIAL RESULTS FOR THE QUARTER & YEAR ENDING 31/03/26

(Rs in Lakhs)					
Particulars	Quarter ended			Year ended	Year ended
	31/03/26	31/12/25	31/03/25	31-03-2026 Audited	31-03-2025 Audited
Revenue from Operations	4,125	3,781	7,006	16,130	18,138
Cost of material consumed & changes in inventory	2,833	2,523	4,723	10,682	11,648
Employee Benefits Expenses	617	652	604	2,566	2,277
Other Expenses	607	635	872	2,536	2,767
Operating Earning Before Interest, Tax, Depreciation	68	(29)	807	346	1,446
EBITDA Margin	2%	-1%	12%	2%	8%
Other Income	119	103	141	735	446
Depreciation and Amortisation Expense	255	251	254	1,013	1,015
Earning before Interest & Tax (EBIT)	(68)	(177)	694	68	877
EBIT Margin	-2%	-5%	10%	0%	5%
Finance costs	22	25	41	95	183
Profit/(Loss) before exceptional items	(90)	(202)	653	(27)	694
PBT Margin	-2%	-5%	9%	0%	4%
Exceptional Item					
Profit on sale of tenancy rights	-	-	-	-	153
One time Impact of New Labour Code	-	(20)	-	(20)	-
Profit/(Loss) after exceptional items before tax	(90)	(222)	653	(47)	847
Income tax adjustment of earlier years	-	(5)	-	(5)	18
Deferred Tax	(1)	(67)	162	12	211
Profit/(Loss) for the period	(89)	(150)	491	(54)	618
Net Profit Margin after tax	-2%	-4%	7%	0%	3%
Other Comprehensive Income	4	(15)	(10)	(17)	(10)
Total Comprehensive income for the period	(85)	(165)	481	(71)	608

DISCLAIMER

Dai-ichi Karkaria Limited may, from time to time, make written and oral forward looking statements, in addition to statements contained in the company's filings with BSE Limited and our reports to shareholders. The company does not undertake to update any forward-looking statements that may be made from time to time by or on behalf of the Dai-ichi Karkaria Limited. All information contained in this presentation may be forward-looking statements that involve risks and uncertainties. The Company undertakes no obligation to update or revise any forward-looking statements publicly, whether as a result of new information, future events, or otherwise. Actual results, performances or achievements could differ materially from those expressed or implied in such forward-looking statements. Readers are cautioned not to place undue reliance on these forward-looking statements. This presentation should be read in conjunction with the financial statements issued from time to time.