



28th May, 2026

The Secretary
BSE Limited
Phiroze Jeejeebhoy Towers,
Dalal Street, Fort,
Mumbai – 400001
BSE Code: 500645

Listing Department
National Stock Exchange of India Ltd.
Exchange Plaza,
Bandra - Kurla Complex, Bandra (E)
Mumbai – 400051
NSE Code: DEEPAKFERT

Dear Sir/ Madam,

Sub: Outcome of the Board Meeting held on 28th May, 2026

In terms of provisions of Regulation 30 and 33 (read with Part A of Schedule III) and other applicable provisions of the SEBI (Listing Obligations and Disclosure Requirements) Regulations, 2015 (“Listing Regulations”), this is to inform you that the Board of Directors of the Company at its meeting held today have:

1. Approved the following statements for the quarter and year ended 31st March, 2026:
 - i. Statement of Audited Standalone Financial Results for the quarter and year ended 31st March, 2026 along with Audit Report thereon.
 - ii. Statement of Audited Consolidated Financial Results for the quarter and year ended 31st March, 2026 along with Audit Report.

The Audit reports are submitted with unmodified opinion (free from any qualifications) and a declaration to this effect is enclosed. Also enclosed is the copy of Press Release being made on the aforesaid financial results and an earnings presentation of the Company for the quarter and year ended 31st March, 2026.



2. Recommended dividend at the rate of Rs. 10/- per equity share of face value of Rs.10/- each of the Company for the financial year ended 31st March, 2026:
 - The dividend, if declared at the ensuing Annual General Meeting (AGM) of the Company, will be paid to the shareholders within 30 days of the Annual General Meeting.
 - Further, the Register of Members of the Company will remain closed from Wednesday, 26th August, 2026 to Tuesday, 1st September, 2026 (both days inclusive) for the purpose of payment of Dividend and AGM of the Company.
 - The record date for the purpose of dividend shall be Tuesday, 25th August, 2026
3. Approved the appointment of Mr. Sailesh C. Mehta, Chairman and Managing Director of the Company as the Chairman & Managing Director of Deepak Mining Solutions Limited, Wholly Owned Subsidiary of the Company w.e.f. 1st June 2026 and consequent relinquishment of office of Managing Director by him in Mahadhan AgriTech Limited (MAL), another Wholly Owned Subsidiary of the Company and continuation only as a Non-Executive Chairman of MAL.
4. Based on the recommendation of Nomination and Remuneration Committee, approved the appointment of Mr. Yeshil S. Mehta (DIN: 07866312), as an Additional Director in the category of Non-executive Non-independent director, liable to retire by rotation, with effect from 1st July, 2026, subject to the approval of the shareholders of the Company at the ensuing Annual General Meeting.

Pursuant to the directions dated 14th June, 2018 of the SEBI to the Stock Exchanges and based on the declaration received, we hereby inform that Mr. Yeshil S. Mehta is not debarred from holding the office of Director by virtue of any order passed by SEBI or any other such authority



5. Based on the recommendation of the Audit Committee, approved the re-appointment of M/s P G Bhagwat LLP, Chartered Accountants (Firm Registration Number: 101118W/W100682), as the Statutory Auditors of the Company for a second term of five consecutive years to hold office from the conclusion of the 46th Annual General Meeting until the conclusion of 51st Annual General Meeting of the Company.
6. Based on the recommendation of the Audit Committee, approved the re-appointment of M/s Harshad Deshpande & Associates, Cost Accountants (Firm Registration No. 00378) as Cost Auditors of the Company for the financial year 2026-27. However, the remuneration payable to the Cost Auditor will be subject to the ratification by the Shareholders of the Company at the ensuing Annual General Meeting.
7. Decided to hold the 46th AGM of the Company on Tuesday, 1st September, 2026.

The details, as required pursuant to Para A of Part A of Schedule III read with SEBI Master Circular No. HO/49/14/14(7)2025-CFD-POD2/I/3762/2026 dated 30th January, 2026, is enclosed herewith.

The meeting commenced at 11:00 a.m. and concluded at 2:55 p.m.

We request you to take the same on your record.

Thanking you,
Yours faithfully,

For **Deepak Fertilisers
And Petrochemicals Corporation Limited**

Rabindra Purohit
VP – Legal, Compliance & Company Secretary
Membership No.: FCS4680

Encl: as above.



28th May, 2026

The Secretary
BSE Limited
Phiroze Jeejeebhoy Towers,
Dalal Street, Fort,
Mumbai – 400001
BSE Code: 500645

Listing Department
National Stock Exchange of India Ltd.
Exchange Plaza,
Bandra - Kurla Complex, Bandra (E)
Mumbai – 400051
NSE Code: DEEPAKFERT

Dear Sir/ Madam,

Sub: Declaration in terms of Regulation 33(3)(d) of SEBI (Listing Obligations and Disclosure Requirements) Regulations, 2015

In terms of the Regulation 33(3)(d) of the SEBI (Listing Obligations and Disclosure Requirements) Regulations, 2015, as amended, we confirm that the Statutory Auditors of the Company have given Audit Reports with Unmodified Opinion(s) on the Annual Audited Financial Results (Standalone and Consolidated) of the Company for the financial year ended 31st March, 2026.

We request you to take the same on your record.

Thanking you,
Yours faithfully,

**For Deepak Fertilisers
And Petrochemicals Corporation Limited**

**Rabindra Purohit
VP – Legal, Compliance & Company Secretary
Membership No.: FCS4680**

INDEPENDENT AUDITORS' REPORT

To
The Board of Directors of Deepak Fertilisers and Petrochemicals Corporation Limited

Report on the audit of the Standalone Financial Results

Opinion

We have audited the accompanying Standalone Financial Results of Deepak Fertilisers and Petrochemicals Corporation Limited (“the Company”) for the year ended March 31, 2026, being submitted by the Company pursuant to the requirement of Regulation 33 of the SEBI (Listing Obligations and Disclosure Requirements) Regulations, 2015, as amended (“Listing Regulations”).

In our opinion and to the best of our information and according to the explanations given to us, these Standalone Financial Results:

- i. are presented in accordance with the requirements of Regulation 33 of the Listing Regulations in this regard; and
- ii. give a true and fair view in conformity with the recognition and measurement principles laid down in the applicable Indian Accounting Standards and other accounting principles generally accepted in India, of the net profit and other comprehensive income and other financial information for the year ended March 31, 2026.

Basis for Opinion

We conducted our audit in accordance with the Standards on Auditing (“SAs”) specified under section 143(10) of the Companies Act, 2013 (“the Act”). Our responsibilities under those Standards are further described in the Auditors' Responsibilities for the Audit of the Standalone Financial Results section of our report. We are independent of the Company in accordance with the Code of Ethics issued by the Institute of Chartered Accountants of India together with the ethical requirements that are relevant to our audit of the Standalone Financial Results under the provisions of the Act and the Rules thereunder, and we have fulfilled our other ethical responsibilities in accordance with these requirements and the Code of Ethics.

We believe that the audit evidence we have obtained is sufficient and appropriate to provide a basis for our opinion.

Board of Director's Responsibilities for the Standalone Financial Results

The Company's Board of Directors are responsible for the preparation and presentation of these Standalone Financial Results that give a true and fair view of the net profit and other comprehensive income and other

financial information in accordance with the accounting principles generally accepted in India including the Indian Accounting Standards (Ind AS) specified under section 133 of the Act read with the Companies (Indian Accounting Standards) Rules, 2015, as amended and in compliance with Regulation 33 of the Listing Regulations.

This responsibility also includes maintenance of adequate accounting records in accordance with the provisions of the Act for safeguarding of the assets of the Company and for preventing and detecting frauds and other irregularities; selection and application of appropriate accounting policies; making judgments and estimates that are reasonable and prudent; and design, implementation and maintenance of adequate internal financial controls that were operating effectively for ensuring the accuracy and completeness of the accounting records, relevant to the preparation and presentation of the Standalone Financial Results that give a true and fair view and are free from material misstatement, whether due to fraud or error.

In preparing the Standalone Financial Results, the Board of Directors are responsible for assessing the **Company's ability to continue as a going concern, disclosing, as applicable, matters related to going concern** and using the going concern basis of accounting unless the Board of Directors either intends to liquidate the Company or to cease operations, or has no realistic alternative but to do so.

The Board of Directors are also responsible for overseeing the Company's financial reporting process.

Auditors' Responsibilities for the Audit of the Standalone Financial Results

Our objectives are to obtain reasonable assurance about whether the Standalone Financial Results as a whole are free from material misstatement, whether due to fraud or error, and to issue an auditors' report that includes our opinion. Reasonable assurance is a high level of assurance but is not a guarantee that an audit conducted in accordance with SAs will always detect a material misstatement when it exists. Misstatements can arise from fraud or error and are considered material if, individually or in the aggregate, they could reasonably be expected to influence the economic decisions of users taken on the basis of these Standalone Financial Results.

As part of an audit in accordance with SAs, we exercise professional judgment and maintain professional skepticism throughout the audit.

We also:

- Identify and assess the risks of material misstatement of the Standalone Financial Results, whether due to fraud or error, design and perform audit procedures responsive to those risks, and obtain audit evidence that is sufficient and appropriate to provide a basis for our opinion. The risk of not detecting a material misstatement resulting from fraud is higher than for one resulting from error, as fraud may involve collusion, forgery, intentional omissions, misrepresentations, or the override of internal control.
- Obtain an understanding of internal control relevant to the audit in order to design audit procedures that are appropriate in the circumstances, but not for the purpose of expressing an opinion on the **effectiveness of the company's internal control.**
- Evaluate the appropriateness of accounting policies used and the reasonableness of accounting estimates and related disclosures made by the Board of Directors.

- **Conclude on the appropriateness of the Board of Directors' use of the going concern basis of accounting** and, based on the audit evidence obtained, whether a material uncertainty exists related to events or conditions that may cast significant doubt on the Company's ability to continue as a going concern. If we conclude that a material uncertainty exists, we are required to draw attention in our auditors' report to the related disclosures in the financial results or, if such disclosures are inadequate, to modify our opinion. Our conclusions are based on the audit evidence obtained up to the date of our auditors' report. However, future events or conditions may cause the Company to cease to continue as a going concern.
- Evaluate the overall presentation, structure and content of the Standalone Financial Results, including the disclosures, and whether the Standalone Financial Results represent the underlying transactions and events in a manner that achieves fair presentation.

We communicate with those charged with governance regarding, among other matters, the planned scope and timing of the audit and significant audit findings, including any significant deficiencies in internal control that we identify during our audit.

We also provide those charged with governance with a statement that we have complied with relevant ethical requirements regarding independence, and to communicate with them all relationships and other matters that may reasonably be thought to bear on our independence, and where applicable, related safeguards.

Other Matters

The quarterly Standalone Financial Results for the period ended March 31, 2026 are the derived figures between the audited figures in respect of the year ended March 31, 2026 and the published year-to-date figures up to December 31, 2025, being the date of the end of the third quarter of the current financial year, which were subjected to limited review as required under Listing Regulations. Our opinion is not modified in respect of the above matter.

For **P G BHAGWAT LLP**
Chartered Accountants
Firm Registration Number: 101118W/W100682

Abhijeet Bhagwat
Partner
Membership Number: 136835
UDIN: 26136835SQNDTP8395

Pune
May 28, 2026

ABHIJEET Digitally signed
by **ABHIJEET**
BHAGWAT BHAGWAT
Date: 2026.05.28
13:37:48 +05'30'

DEEPAK FERTILISERS AND PETROCHEMICALS CORPORATION LIMITED CIN: L24121MH1979PLC021360

Registered & Corporate Office : Sai Hira, Survey No 93, Mundhwa, Pune-411 036,

Website: www.dfpccl.com, Investors relation contact: investorgrievance@dfpccl.com; Phone: +91-20-66458094.

PART I		(Amounts in Rs Lakhs unless otherwise stated)				
STATEMENT OF AUDITED STANDALONE FINANCIAL RESULTS FOR THE QUARTER AND YEAR ENDED 31 March 2026						
Sr. No.	Particulars	Quarter Ended			Year Ended	
		31 March 2026	31 December 2025	31 March 2025	31 March 2026	31 March 2025
	(Refer Notes Below)	(Audited)	(Unaudited)	(Audited)	(Audited)	(Audited)
1	Income					
	(a) Revenue from operations	47,388	40,118	44,863	1,96,367	1,95,068
	(b) Other income	11,874	2,911	15,421	18,453	25,377
	Total income	59,262	43,029	60,284	2,14,820	2,20,445
2	Expenses					
	(a) Cost of materials consumed	31,903	27,916	24,360	1,21,620	1,12,998
	(b) Purchases of stock-in-trade	(737)	2,499	5,771	13,644	14,126
	(c) Changes in inventories of finished goods and stock-in-trade	2,920	(16)	(386)	1,830	(2,177)
	(d) Employee benefits expense (Refer Note: 4)	3,605	1,987	2,366	11,301	12,367
	(e) Finance costs	590	600	888	2,698	3,933
	(f) Depreciation and amortisation expense	2,289	2,338	2,193	9,031	8,597
	(g) Other expenses (net)	6,129	6,028	5,812	22,061	18,715
	Total expenses	46,699	41,352	41,004	1,82,185	1,68,559
3	Profit / (loss) before tax (1-2)	12,563	1,677	19,280	32,635	51,886
4	(a) Current tax	435	246	2,206	5,266	10,084
	(b) Deferred tax	(29)	353	(385)	445	502
	Total tax expense / (reversal)	406	599	1,821	5,711	10,586
5	Net profit / (loss) after tax (3-4)	12,157	1,078	17,459	26,924	41,300
6	Other comprehensive income					
	<i>Items that will not be reclassified to profit or loss</i>					
	Remeasurement of defined benefit obligations	117	(2)	223	(9)	(256)
	Income tax relating to this item	(30)	1	(55)	2	65
	<i>Items that will be reclassified to profit or loss</i>					
	Cash flow hedge	7,450	981	482	4,648	531
	Income tax relating to this item	(1,875)	(247)	(122)	(1,170)	(134)
	Total other comprehensive income, net of tax	5,662	733	528	3,471	206
7	Total comprehensive income (5+6)	17,819	1,811	17,987	30,395	41,506
8	Paid-up Equity Share Capital (Face Value of Rs.10/- each)	12,624	12,624	12,624	12,624	12,624
9	Total Reserves				3,53,481	3,35,710
10	Earnings Per Share (EPS) (not annualised for quarter ended) (face value of Rs.10 each)					
	(a) Basic (In Rs.)	9.63	0.85	13.83	21.33	32.72
	(b) Diluted (In Rs.)	9.63	0.85	13.83	21.33	32.72



Handwritten signatures and initials.




DEEPAK FERTILISERS AND PETROCHEMICALS CORPORATION LIMITED CIN: L24121MH1979PLC021360

Registered & Corporate Office : Sai Hira, Survey No 93, Mundhwa, Pune-411 036,

Website: www.dfpl.com, Investors relation contact: investorgrievance@dfpl.com; Phone: +91-20-66458094.

Sr. No.	STATEMENT OF ASSETS AND LIABILITIES Particulars	(Amounts in Rs Lakhs unless otherwise stated)	
		Standalone	
		31 March 2026 (Audited)	31 March 2025 (Audited)
A	ASSETS		
1	Non-current assets		
	(a) Property, plant and equipment	61,895	61,559
	(b) Capital work in progress	1,11,199	20,673
	(c) Investment property	28,575	28,881
	(d) Right of use assets	8,632	9,901
	(e) Other intangible assets	2,394	2,591
	(f) Intangible assets under development	620	462
	(g) Financial assets		
	(i) Investments	1,57,057	1,17,011
	(ii) Loans	-	36,507
	(iii) Other financial assets	5,807	5,529
	(h) Income tax assets (net of provisions)	11,236	9,602
	(i) Other non-current assets	10,925	22,394
	Total non-current assets	3,98,340	3,15,110
2	Current assets		
	(a) Inventories	11,048	18,034
	(b) Financial assets		
	(i) Investments	12,615	60,167
	(ii) Trade receivables	13,052	26,423
	(iii) Cash and cash equivalents	27,605	8,682
	(iv) Bank balances other than cash and cash equivalents	2,109	2,818
	(v) Loans	22,581	418
	(vi) Other financial assets	6,293	6,713
	(c) Other current assets	9,291	6,712
	Total current assets	1,04,594	1,29,967
	TOTAL ASSETS	5,02,934	4,45,077
B	EQUITY & LIABILITIES		
1	Equity		
	(a) Equity share capital	12,624	12,624
	(b) Other equity	3,53,481	3,35,710
	Total equity	3,66,105	3,48,334
2	Liabilities		
	Non-current liabilities		
	(a) Financial liabilities		
	(i) Borrowings	68,766	10,833
	(ii) Lease liabilities	1,370	1,612
	(iii) Other financial liabilities	3,615	4,132
	(b) Provisions	1,683	2,762
	(c) Deferred tax liabilities (net)	6,528	4,915
	Total non-current liabilities	81,962	24,254
	Current liabilities		
	(a) Financial liabilities		
	(i) Borrowings	11,560	28,126
	(ii) Lease liabilities	864	1,568
	(iii) Trade payables		
	(a) total outstanding dues of micro and small enterprises	1,448	1,906
	(b) total outstanding dues of creditors other than micro and small enterprises	13,428	20,961
	(iv) Other financial liabilities	18,744	11,078
	(b) Other current liabilities	3,042	4,013
	(c) Provisions	5,781	4,837
	Total current liabilities	54,867	72,489
	Total liabilities	1,36,829	96,743
	TOTAL EQUITY AND LIABILITIES	5,02,934	4,45,077



Handwritten signatures and initials in blue ink.

Deepak Fertilisers and Petrochemicals Corporation Limited
Standalone Statement of Cash Flows for the year ended 31 March 2026

(All amounts in ₹ Lakhs unless otherwise stated)

	For the year ended 31 March 2026	For the year ended 31 March 2025
Cash flows from operating activities		
Profit before tax	32,635	51,886
Adjustments for		
Depreciation and amortisation expense	9,031	8,597
(Profit)/Loss on sale of property, plant and equipment	69	(15)
Impairment of trade receivables and loan to subsidiaries	413	776
Provision for investment Impairment	441	-
Income on financial guarantee	(497)	(504)
Gain on sale of investments	(1,117)	(402)
Unwinding of discount on security deposits	(175)	(175)
Changes in fair value of financial assets through profit or loss	(13)	(68)
Interest income	(3,410)	(11,323)
Dividend income from subsidiary	(10,236)	(10,236)
Finance costs	2,698	3,933
Unrealised foreign exchange fluctuations loss/(profit) (net)	(6)	2
Cash generated from operations before working capital changes	29,833	42,471
Change in trade receivables	13,289	899
Change in inventories	6,986	(5,399)
Change in trade payables	(8,082)	4,911
Change in other financial liabilities	87	(1,321)
Change in other financial assets	2,782	(2,052)
Change in other non-current assets	(2,920)	(1,064)
Change in other current assets	(2,579)	(3,387)
Change in provisions	(225)	(426)
Change in other current liabilities	(971)	102
Cash generated from operations	38,200	34,734
Income taxes paid (net)	(6,900)	(9,498)
Net cash generated from operating activities	31,300	25,236
Cash flows from investing activities		
Subscription of shares in wholly owned subsidiary/ body corporate	(40,487)	-
Purchase of property, plant and equipment, intangible assets (including Capital work-in-progress)	(72,609)	(30,633)
Proceeds from sale of property, plant and equipment	86	175
Purchase of investments (Net)	(1,318)	(1,084)
Proceeds from redemption of Optionally Convertible Debentures - From related party	50,000	-
Loans to subsidiaries (net)	14,072	(338)
Dividend income from subsidiary	10,236	10,236
Fixed deposit placed / matured (net)	1,124	(665)
Interest received	5,151	10,099
Net cash (used in) investing activities	(33,745)	(12,210)
Cash flows from financing activities		
Repayment of long term borrowings	(28,189)	(7,278)
Availment of long term borrowings	64,156	2,225
Availment / (Repayment) of short term borrowings	5,400	11,136
Payment of lease liability (net)	(1,626)	(1,739)
Proceeds from sale and leaseback transaction	-	3,527
Lease payment pursuant to sale and leaseback transaction	(902)	-
Interest paid	(4,901)	(4,286)
Dividends paid	(12,570)	(10,706)
Net cash generated from / (used in) financing activities	21,368	(7,122)
Net increase in cash and cash equivalents	18,923	5,904
Cash and cash equivalents at the beginning of the year	8,682	2,778
Cash and cash equivalents at end of the year	27,605	8,682



INDEPENDENT AUDITORS' REPORT

To
The Board of Directors of Deepak Fertilisers and Petrochemicals Corporation Limited

Report on the Audit of Consolidated Financial Results

Opinion

We have audited the accompanying Consolidated Financial Results of Deepak Fertilisers and Petrochemicals Corporation Limited (**hereinafter referred to as the "Holding Company"**), **its Subsidiaries** (Holding Company **and its Subsidiaries together referred to as "the Group"**) and **its Joint Operation** for the year ended March 31, 2026, being submitted by the Holding Company pursuant to the requirement of Regulation 33 of the SEBI (Listing Obligations and Disclosure Requirements) Regulations, 2015, as amended ("Listing Regulations").

In our opinion and to the best of our information and according to the explanations given to us, and based on the consideration of reports of other auditors on separate financial statements and on the other financial statements/financial information prepared by the Management these Consolidated Financial Results:

a. include the results of the following entities

Subsidiaries

- i. Mahadhan AgriTech Limited
- ii. Platinum Blasting Services Pty Limited
- iii. Platinum Blasting Services (Logistics) Pty Limited
- iv. Performance Chemiserve Limited
- v. Deepak Mining Solutions Limited
- vi. SCM Fertichem Limited
- vii. Deepak Nitrochem Pty Limited
- viii. Ishanya Brand Services Limited
- ix. Ishanya Realty Corporation Limited
- x. Deepak Globalchem Pte. Limited

Joint Operation

- i. Yerrowda Investments Limited

b. are presented in accordance with the requirements of Regulation 33 of the Listing Regulations in this regard; and

c. give a true and fair view in conformity with the recognition and measurement principles laid down in the applicable Indian Accounting Standards and other accounting principles generally accepted in

India, of net profit and other comprehensive income and other financial information of the Group and its Joint Operation for the year ended March 31, 2026.

Basis for Opinion

We conducted our audit in accordance with the Standards on Auditing (“SAs”) specified under section **143(10) of the Companies Act, 2013 (“Act”)**. Our responsibilities under those Standards are further described in the Auditors’ Responsibilities for the Audit of the Consolidated Financial Results section of our report. We are independent of the Group and its Joint Operation in accordance with the Code of Ethics issued by the Institute of Chartered Accountants of India together with the ethical requirements that are relevant to our audit of the Consolidated Financial Results under the provisions of the Act and the Rules thereunder, and we have fulfilled our other ethical responsibilities in accordance with these requirements and the Code of Ethics.

We believe that the audit evidence obtained by us and by the other auditors referred to in the “Other Matters” paragraph, is sufficient and appropriate to provide a basis for our opinion.

Board of Directors’ Responsibilities for the Consolidated Financial Results

The Holding Company’s Board of Directors are responsible for the preparation and presentation of these Consolidated Financial Results that give a true and fair view of the net profit and other comprehensive income and other financial information of the Group and its Joint Operation in accordance with the accounting principles generally accepted in India including the Indian Accounting Standards (Ind AS) specified under section 133 of the Act read with the Companies (Indian Accounting Standards) Rules, 2015, as amended and in compliance with Regulation 33 of the Listing Regulations.

The respective Board of Directors of the companies in the Group and its Joint Operation are responsible for maintenance of adequate accounting records in accordance with the provisions of the Act for safeguarding of the assets of the Group and its Joint Operation and for preventing and detecting frauds and other irregularities; selection and application of appropriate accounting policies; making judgments and estimates that are reasonable and prudent; and the design, implementation and maintenance of adequate internal financial controls, that were operating effectively for ensuring accuracy and completeness of the accounting records, relevant to the preparation and presentation of the Consolidated Financial Results that give a true and fair view and are free from material misstatement, whether due to fraud or error, which have been used for the purpose of preparation of the Consolidated Financial Results by the Directors of the Holding Company, as aforesaid.

In preparing the Consolidated Financial Results, the respective Board of Directors of the companies included in the Group and its Joint Operation are responsible for assessing the ability of the respective companies in the Group and its Joint Operation to continue as a going concern, disclosing, as applicable, matters related to going concern and using the going concern basis of accounting unless the respective Board of Directors either intends to liquidate the companies in the Group and its Joint Operation or to cease operations, or has no realistic alternative but to do so.

The respective Board of Directors of the companies in the Group and its Joint Operation are responsible for overseeing the financial reporting process of the companies in the Group and its Joint Operation.

Auditors' Responsibilities for the Audit of the Consolidated Financial Results

Our objectives are to obtain reasonable assurance about whether the Consolidated Financial Results as a whole are free from material misstatement, whether due to fraud or error, and to issue an auditors' report that includes our opinion. Reasonable assurance is a high level of assurance but is not a guarantee that an audit conducted in accordance with SAs will always detect a material misstatement when it exists. Misstatements can arise from fraud or error and are considered material if, individually or in the aggregate, they could reasonably be expected to influence the economic decisions of users taken on the basis of these Consolidated Financial Results.

As part of an audit in accordance with SAs, we exercise professional judgment and maintain professional scepticism throughout the audit.

We also:

- Identify and assess the risks of material misstatement of the Consolidated Financial Results, whether due to fraud or error, design and perform audit procedures responsive to those risks, and obtain audit evidence that is sufficient and appropriate to provide a basis for our opinion. The risk of not detecting a material misstatement resulting from fraud is higher than for one resulting from error, as fraud may involve collusion, forgery, intentional omissions, misrepresentations, or the override of internal control.
- Obtain an understanding of internal control relevant to the audit in order to design audit procedures that are appropriate in the circumstances but not for the purposes of expressing an opinion on the effectiveness of the Group's and Joint Operation's internal control.
- Evaluate the appropriateness of accounting policies used and the reasonableness of accounting estimates and related disclosures made by the Board of Directors.
- Conclude on the appropriateness of the Board of Directors use of the going concern basis of accounting and, based on the audit evidence obtained, whether a material uncertainty exists related to events or conditions that may cast significant doubt on the ability of the Group and its Joint Operation to continue as a going concern. If we conclude that a material uncertainty exists, we are required to draw attention in our auditors' report to the related disclosures in the Consolidated Financial Results or, if such disclosures are inadequate, to modify our opinion. Our conclusions are based on the audit evidence obtained up to the date of our auditors' report. However, future events or conditions may cause the Group and its Joint Operation to cease to continue as a going concern.
- Evaluate the overall presentation, structure and content of the Consolidated Financial Results, including the disclosures, and whether the Consolidated Financial Results represent the underlying transactions and events in a manner that achieves fair presentation.
- Obtain sufficient appropriate audit evidence regarding the financial results/financial information of the Group and its Joint Operation to express an opinion on the Consolidated Financial Results. We are responsible for the direction, supervision and performance of the audit of financial information of such entities included in the Consolidated Financial Results of which we are the independent auditors.

We communicate with those charged with governance of the Holding Company and other companies included in the Consolidated Financial Results of which we are the independent auditors regarding, among other matters, the planned scope and timing of the audit and significant audit findings, including any significant deficiencies in internal control that we identify during our audit.

We also provide those charged with governance with a statement that we have complied with relevant ethical requirements regarding independence, and to communicate with them all relationships and other matters that may reasonably be thought to bear on our independence, and where applicable, related safeguards.

We also performed procedures in accordance with the circular issued by the SEBI under Regulation 33(8) of the Listing Regulations, as amended, if and to the extent applicable.

Other Matters Paragraphs

1. We did not audit the financial statements/results/information of seven subsidiaries included in the Consolidated Financial Results, whose financial statements/results/information reflect total assets of Rs. 10,61,288 Lakhs as at March 31, 2026, revenues from operation of Rs. 9,35,491 Lakhs, total comprehensive income (comprising of profit/ (loss) and other comprehensive income/ (loss)) of Rs. (4,204) Lakhs and net cash outflows of Rs. 15,602 Lakhs, for the year ended as on that date. These financial statements/results/information have been audited by other auditors whose reports have been furnished to us by the Management and our opinion on the Consolidated Financial Results, in so far as it relates to the amounts and disclosures included in respect of these subsidiaries, is based solely on the reports of the other auditors and the procedures performed by us are as stated in paragraph above.

Certain of these subsidiaries are located outside India whose financial statements/results/information have been prepared in accordance with accounting principles generally accepted in their respective countries and which have been audited by other auditors under generally accepted auditing standards applicable in their respective countries. The Company's Management has converted the financial statements/results/information of such subsidiaries located outside India from accounting principles generally accepted in their respective countries to accounting principles generally accepted in India. We have audited these conversion adjustments, if any, made by the Company's Management. Our opinion in so far as it relates to the balances and affairs of such subsidiaries located outside India is based on the report of other auditors and the conversion adjustments prepared by the Management of the Holding Company and audited by us.

2. The Consolidated Financial Results include the financial statements/results/information of two subsidiaries which has not been audited by us, whose financial statements/results/information reflect total assets of Rs. 33 Lakhs as at March 31, 2026, revenues from operations of Rs Nil, total comprehensive income (comprising of profit and other comprehensive income) of Rs. Nil and net cash inflows of Rs. 9 Lakhs, for the year ended as on that date. The financial statements/results/information of this subsidiary are Management drawn. According to the information and explanations given to us by the Management and in our opinion, these financial statements/results/information are not material to the Group.

3. We did not audit the financial statements/results/information of one joint operation included in the Standalone Financial Results. The Management of the Holding Company recorded its share based on financial statements/results/information audited by other auditors.
4. The quarterly Consolidated Financial Results for the period ended March 31, 2026 are the derived figures between the audited figures in respect of the year ended March 31, 2026 and the published year-to-date figures up to December 31, 2025, being the date of the end of the third quarter of the current financial year, which were subjected to limited review as required under the Listing Regulations.

Our opinion on the Consolidated Financial Results is not modified in respect of the above matters with respect to our reliance on the work done and the reports of the other auditors and the financial statements/results/information certified by the Board of Directors.

For P G BHAGWAT LLP
Chartered Accountants
Firm Registration Number: 101118W/W100682

ABHIJEET
BHAGWAT Digitally signed by
ABHIJEET BHAGWAT
Date: 2026.05.28
13:37:00 +05'30'

Abhijeet Bhagwat

Partner

Membership Number: 136835

UDIN: 26136835BYWHZS4556

Pune

May 28, 2026



DEEPAK FERTILISERS AND PETROCHEMICALS CORPORATION LIMITED CIN: L24121MH1979PLC021360

Registered & Corporate Office : Sai Hira, Survey No 93, Mundhwa, Pune-411 036,

Website: www.dfpl.com, Investors relation contact: investorgrievance@dfpl.com; Phone: +91-20-66458094.

PART I		(Amounts in Rs Lakhs unless otherwise stated)				
STATEMENT OF AUDITED CONSOLIDATED FINANCIAL RESULTS FOR THE QUARTER AND YEAR ENDED 31 MARCH 2026						
Sr. No.	Particulars	Quarter Ended			Year Ended	
		31 March 2026 (Audited)	31 December 2025 (Unaudited)	31 March 2025 (Audited)	31 March 2026 (Audited)	31 March 2025 (Audited)
	(Refer Notes Below)					
1	Income					
	(a) Revenue from operations	3,01,138	2,83,007	2,66,735	11,50,603	10,27,442
	(b) Other income	608	4,616	4,964	10,300	8,082
	Total income	3,01,746	2,87,623	2,71,699	11,60,903	10,35,524
2	Expenses					
	(a) Cost of materials consumed	1,59,600	1,73,738	1,46,573	6,42,142	5,69,661
	(b) Purchases of stock-in-trade	32,350	57,394	15,247	1,78,984	81,386
	(c) Changes in inventories of finished goods and stock-in-trade	25,116	(29,435)	15,137	(21,097)	15,926
	(d) Employee benefits expense (Refer Note: 4)	16,173	15,470	11,486	62,271	58,279
	(e) Finance costs	9,344	9,640	10,103	35,273	41,292
	(f) Depreciation and amortisation expense	10,555	10,839	10,860	42,374	40,333
	(g) Other expenses (net)	32,500	30,526	30,293	1,19,924	1,09,718
	Total expenses	2,85,638	2,68,172	2,39,699	10,59,871	9,16,595
3	Profit before share of profit/(loss) of associates and income tax (1-2)	16,108	19,451	32,000	1,01,032	1,18,929
4	Share of profit/(loss) of associates	-	-	-	-	-
5	Profit before tax (3+4)	16,108	19,451	32,000	1,01,032	1,18,929
6	(a) Current tax	4,732	6,836	8,435	30,411	35,270
	(b) Deferred tax	(655)	(1,534)	(4,221)	(1,347)	(6,819)
	(c) Tax in respect of earlier years	(1,908)	-	-	(1,908)	(3,989)
	Total tax expense	2,169	5,302	4,214	27,156	24,462
7	Net profit after tax (5-6)	13,939	14,149	27,786	73,876	94,467
8	Other comprehensive income (OCI)					
	<i>Items that will not be reclassified to profit or loss</i>					
	Remeasurement of defined employee benefit plans	143	258	147	114	(539)
	Income tax relating to this item	(38)	(62)	(30)	(23)	148
	<i>Items that will be reclassified to profit or loss</i>					
	Exchange difference on translation of financial statements of the foreign	3,011	279	115	2,597	20
	Cash flow hedge	10,322	(2,142)	2,463	2,291	(9,947)
	Income tax relating to the above item	(2,598)	539	(622)	(577)	2,714
	Total other comprehensive income, net of tax	10,840	(1,128)	2,073	4,402	(7,604)
9	Total comprehensive income (7+8)	24,779	13,021	29,859	78,278	86,863
10	Net profit attributable to:					
	- Owners of the Company	13,939	14,149	27,724	73,725	93,359
	- Non controlling interest	-	-	62	151	1,108
11	Other comprehensive income, net of tax attributable to:					
	- Owners of the Company	10,840	(1,128)	2,056	4,506	(7,588)
	- Non controlling interest	-	-	17	(104)	(16)
12	Total comprehensive income attributable to:					
	- Owners of the Company	24,779	13,021	29,780	78,231	85,771
	- Non controlling interest	-	-	79	47	1,092
13	Paid-up Equity Share Capital (Face Value of Rs. 10/- each)	12,624	12,624	12,624	12,624	12,624
14	Total Reserves (including Non-controlling interests)				7,33,774	6,12,758
15	Earnings per share (EPS) (not annualised for quarter ended) (face value of Rs.10 each)					
	(a) Basic (In Rs.)	11.04	11.21	21.96	58.40	73.95
	(b) Diluted (In Rs.)	11.04	11.21	21.96	58.40	73.95



Handwritten signature and initials in blue ink.



DEEPAK FERTILISERS AND PETROCHEMICALS CORPORATION LIMITED CIN: L24121MH1979PLC021360


Registered & Corporate Office : Sai Hira, Survey No 93, Mundhwa, Pune-411 036,

Website: www.dfpc.com, Investors relation contact: investorgrievance@dfpc.com; Phone: +91-20-66458094.

Sr. No.	STATEMENT OF ASSETS AND LIABILITIES Particulars	(Amounts in Rs Lakhs unless otherwise stated)	
		Consolidated	
		31 March 2026	31 March 2025
		(Audited)	(Audited)
A	ASSETS		
1	Non-current assets		
	(a) Property, plant and equipment	5,33,606	5,42,743
	(b) Capital work in progress	3,04,636	1,40,366
	(c) Investment property	30,043	30,353
	(d) Right of use assets	45,192	49,935
	(e) Goodwill	3,103	2,772
	(f) Other intangible assets	3,171	3,442
	(g) Intangible assets under development	620	462
	(h) Financial assets		
	(i) Investments	726	248
	(ii) Other financial assets	20,669	13,077
	(i) Deferred tax assets (net)	52,653	50,537
	(j) Income tax assets (net of provisions)	24,912	28,486
	(k) Other non-current assets	26,335	32,149
	Total non-current assets	10,45,666	8,94,570
2	Current assets		
	(a) Inventories	1,73,777	1,06,880
	(b) Financial assets		
	(i) Investments	12,615	18,346
	(ii) Trade receivables	2,34,320	1,61,721
	(iii) Cash and cash equivalents	39,747	35,403
	(iv) Bank balances other than cash and cash equivalents	13,875	8,974
	(v) Loans	252	97
	(vi) Other financial assets	53,523	43,685
	(c) Other current assets	75,001	45,086
	Total current assets	6,03,110	4,20,192
	TOTAL ASSETS	16,48,776	13,14,762
B	EQUITY & LIABILITIES		
1	Equity		
	(a) Equity share capital	12,624	12,624
	(b) Other equity	6,71,833	6,11,038
	Equity attributable to owners of the Company	6,84,457	6,23,662
	(c) Non-controlling Interests	61,941	1,720
	Total equity	7,46,398	6,25,382
2	Liabilities		
	Non-current liabilities		
	(a) Financial liabilities		
	(i) Borrowings	4,07,302	2,77,682
	(ii) Lease liabilities	13,085	16,357
	(iii) Other financial liabilities	15,244	12,858
	(b) Provisions	3,407	5,592
	(c) Deferred tax liabilities (net)	20,701	24,286
	Total non-current liabilities	4,59,739	3,36,775
	Current liabilities		
	(a) Financial liabilities		
	(i) Borrowings	1,41,280	1,15,589
	(ii) Lease liabilities	5,361	5,609
	(iii) Trade payables		
	(a) total outstanding dues of micro and small enterprises	7,058	7,383
	(b) total outstanding dues of creditors other than micro and small enterprises	2,08,696	1,63,972
	(iv) Other financial liabilities	47,702	34,473
	(b) Other current liabilities	20,908	15,506
	(c) Provisions	10,175	6,939
	(d) Current tax liabilities (net of advance income taxes)	1,459	3,134
	Total current liabilities	4,42,639	3,52,605
	Total liabilities	9,02,378	6,89,380
	TOTAL EQUITY AND LIABILITIES	16,48,776	13,14,762

[Handwritten signature]

[Handwritten signature]



Deepak Fertilisers and Petrochemicals Corporation Limited

Consolidated Statement of Cash Flows for the year ended 31 March 2026

(All amounts in ₹ Lakhs unless otherwise stated)

	Year ended 31 March 2026	Year ended 31 March 2025
Cash flows from operating activities		
Profit before tax as per statement of profit and loss	1,01,032	1,18,929
Adjustments for		
Depreciation and amortisation expense	42,374	40,333
Loss/Profit on sale of property, plant and equipment (net)	101	(1,495)
Provision for doubtful trade receivables/advances	220	681
Bad debts	-	7
Gain on sale of investments	(1,962)	(944)
Unwinding of discount on security deposits	(175)	(176)
Changes in fair value of financial assets at fair value through profit or loss	(13)	(171)
Interest income	(2,437)	(1,623)
Finance costs	35,271	41,291
Unrealized foreign exchange fluctuations loss/(gain) (net)	1,067	76
Cash generated from operations before working capital changes	1,75,478	1,96,908
Change in trade receivables	(72,825)	(14,834)
Change in inventories	(66,897)	12,364
Change in trade payables	38,424	43,366
Change in other financial liabilities	3,877	2,010
Change in other financial assets	(4,655)	(19,705)
Change in other non-current assets	(3,332)	1,757
Change in other current assets	(29,915)	8,746
Change in provisions	1,165	(621)
Change in other current liabilities	5,402	251
Cash generated from operations	46,722	2,30,242
Income taxes paid (net)	(26,099)	(42,276)
Net cash generated from operating activities	20,623	1,87,966
Cash flows from investing activities		
Purchase of property, plant and equipment, intangible assets (including Capital work-in-progress)	(1,57,042)	(1,13,563)
Purchase of additional stake in subsidiary	(5,796)	(6,403)
Purchase of additional shares in body corporate	(478)	-
Capital Advance	(2,355)	-
Proceeds from sale of property, plant and equipment	127	1,906
Proceeds from sale of investments in mutual fund (net)	7,706	8,597
Loans to employees and other loans taken/given (net)	(155)	9
Fixed deposit matured/placed (net)	(489)	2,058
Interest received	2,608	1,245
Net cash (used in) investing activities	(1,55,874)	(1,06,151)
Cash flows from financing activities		
Proceeds from borrowings - non current	1,39,199	2,80,517
Repayment of borrowings - non current	(82,019)	(2,62,083)
Proceeds from issue of Compulsory Convertible Debentures	80,000	-
Proceeds/(Repayments) of borrowings - current (net)	70,400	(29,864)
Payment of lease liability	(5,639)	(5,656)
Proceeds from sale and leaseback transaction	-	3,527
Lease payments pursuant to sale and leaseback agreement	(902)	-
Interest paid	(50,551)	(43,614)
Dividends paid	(12,570)	(10,754)
Dividends paid to non-controlling interests	(299)	(970)
Net cash generated from / (used in) financing activities	1,37,619	(68,897)
Net increase in cash and cash equivalents	2,368	12,918
Cash and cash equivalents at the beginning of the year	35,403	22,485
Cash and cash equivalents at end of the year	37,771	35,403

The accompanying notes form an integral part of the consolidated financial statements

Reconciliation of cash and cash equivalents as per the Cash flows statement

Particulars	Year ended 31 March 2026	Year ended 31 March 2025
Cash and cash equivalents at the end of year	39,747	35,403
Bank overdraft	(1,976)	-
	37,771	35,403



Sanjay *Santosh* *Gu*




DEEPAK FERTILISERS AND PETROCHEMICALS CORPORATION LIMITED CIN: L24121MH1979PLC021360

Registered & Corporate Office : Sai Hira, Survey No 93, Mundhwa, Pune-411 036,

Website: www.dfpl.com, Investors relation contact: investorgrievance@dfpl.com; Phone: +91-20-66458094.

AUDITED SEGMENT-WISE REVENUE, RESULTS, ASSETS AND LIABILITIES						(Amounts in Rs Lakhs unless otherwise stated)	
Sr. No.	Particulars	Consolidated					
		Quarter Ended			Year Ended		
		31 March 2026	31 December 2025	31 March 2025	31 March 2026	31 March 2025	
		(Audited)	(Unaudited)	(Audited)	(Audited)	(Audited)	
1	Segment revenue						
	(a) Chemicals						
	Manufactured	1,37,717	1,09,853	1,24,886	5,01,869	5,01,595	
	Traded	5,973	8,450	3,738	28,554	11,404	
	Total	1,43,690	1,18,303	1,28,624	5,30,423	5,12,999	
	(b) Fertilisers						
	Manufactured	1,17,512	1,12,482	1,16,018	4,40,600	4,34,489	
	Traded	39,147	50,811	21,397	1,75,955	77,549	
	Total	1,56,659	1,63,293	1,37,415	6,16,555	5,12,038	
	(c) Realty	274	913	505	2,247	1,887	
	(d) Others	515	498	191	1,378	518	
	Total income from operations	3,01,138	2,83,007	2,66,735	11,50,603	10,27,442	
2	Segment results [profit / (loss) before tax and finance costs from each segment]						
	(a) Chemicals	27,238	22,283	30,089	1,14,661	1,41,237	
	(b) Fertilisers	5,170	9,190	14,329	41,989	42,522	
	(c) Realty	(434)	66	(287)	(400)	(490)	
	(d) Others	(1)	36	(202)	(37)	(700)	
	Total	31,973	31,575	43,929	1,56,213	1,82,569	
	Less: i) Finance costs	9,344	9,640	10,103	35,273	41,292	
	ii) Other unallocable expenditure (net of unallocable income)	6,521	2,484	1,826	19,908	22,348	
	Profit before share of profit/(loss) of associates and income tax	16,108	19,451	32,000	1,01,032	1,18,929	
3	Segment assets						
	(a) Chemicals	10,35,403	9,78,786	8,42,612	10,35,403	8,42,612	
	(b) Fertilisers	4,47,775	4,37,595	3,15,385	4,47,775	3,15,385	
	(c) Realty	31,538	32,468	32,440	31,538	32,440	
	(d) Unallocated	1,34,060	1,05,205	1,24,325	1,34,060	1,24,325	
	Total assets	16,48,776	15,54,054	13,14,762	16,48,776	13,14,762	
4	Segment liabilities						
	(a) Chemicals	5,80,718	5,32,755	4,25,808	5,80,718	4,25,808	
	(b) Fertilisers	2,88,126	2,66,641	2,28,775	2,88,126	2,28,775	
	(c) Realty	1,341	1,516	2,385	1,341	2,385	
	(d) Unallocated	32,193	30,773	32,412	32,193	32,412	
	Total liabilities	9,02,378	8,31,685	6,89,380	9,02,378	6,89,380	



[Handwritten signatures and initials]



DEEPAK FERTILISERS AND PETROCHEMICALS CORPORATION LIMITED
CIN: L24121MH1979PLC021360

Registered & Corporate Office: Sai Hira, Survey No 93, Mundhwa, Pune-411 036,
Website: www.dfpc.com, Investors relation contact: investorgrievance@dfpc.com;
Phone: +91-20-66458094.

Notes to the Statement of Standalone and Consolidated Audited Financial Results for the quarter and year ended 31 March 2026.

1. The consolidated audited financial results include the financial results of seven subsidiaries Namely- Mahadhan Agritech Limited (formerly Smartchem Technologies Limited), Deepak Mining Solutions Limited (Formerly Deepak Mining Solutions Private Limited), SCM Fertichem Limited, Ishanya Brand Services Limited, Ishanya Realty Corporation Limited, Deepak Nitrochem Pty Limited (foreign subsidiary), Deepak Globalchem Pte. Limited (foreign subsidiary) and three step-down subsidiaries namely Performance Chemiserve Limited, Platinum Blasting Services Pty Limited (foreign step-down subsidiary), Platinum Blasting Services (Logistics) Pty Limited (Formerly Australian Mining Explosives Pty Limited) (foreign step-down subsidiary) and one Jointly controlled entity -Yerrowda Investments Limited.

The above audited results of Deepak Fertilisers and Petrochemicals Corporation Limited (the "Company" or "Holding Company"), its subsidiaries (collectively referred to as "the Group"), and its joint operation were reviewed by the Audit Committee its meeting held on 27 May 2026 and the Board of Directors at its meeting held on 28 May 2026 approved and adopted the same. These results have been audited by statutory auditors, who have expressed an unmodified opinion.

2. The audited standalone and consolidated financial results of the Company are prepared in accordance with applicable accounting standards i.e. Ind AS, as prescribed under section 133 of the Companies Act, 2013 read with relevant rules thereunder and in terms of Regulation 33 of the SEBI (Listing Obligation and Disclosure Requirements) Regulation, 2015 as amended.
3. In respect of ongoing tax matters, the Miscellaneous Application filed by Mahadhan AgriTech Limited (MAL) for AY 2015-16, seeking rectification of certain errors in the ITAT order, in proceedings arising pursuant to return of income filed u/s 153A of the Income Tax Act 1961, has been dismissed by the ITAT vide its order dated 23 February 2026.

Therefore, the issues raised in the Miscellaneous Application are to be adjudicated in the appeal pending before the CIT(A)(first appellate authority), arising out of original assessment proceedings pursuant to return/revised return of income filed for AY 2015-16. Consequently, the related penalty appeal amounting to ₹9,604 lakhs for AY 2015-16 is also pending adjudication. Management remains confident of a favourable outcome in respect of the pending quantum and penalty appeal.

4. The Government of India notified the four Labour Codes (the 'New Labour Codes') effective 21 November 2025. The Ministry of Labour and Employment has also issued final/draft Central/State Rules and FAQs to help in assessing the financial impact of these changes. The Company has ascertained its estimated obligations under the New Labour Codes based on best estimates with the involvement of management experts, wherever required, and consistent with guidance provided by the Institute of Chartered Accountants of India (ICAI). Accordingly, considering the above, For the year ended 31 March 2026, the resultant impact under *Employee Benefit Expenses* amounted to ₹1,748 lakhs towards gratuity and ₹237 lakhs towards long-term compensated absences in the consolidated results. In the standalone results, the corresponding impact amounted to ₹886 lakhs towards gratuity and ₹123 lakhs towards long-term compensated absences. The Company will continue to monitor the finalisation of Central/State Rules and clarifications from the Government of India on several aspects of the New Labour Codes and would provide appropriate accounting effect based on such developments and consequent management decisions in this regard.
5. The Board of Directors has recommended a dividend of ₹ 10/- per equity share of ₹ 10/- each (100%), which is subject to approval of shareholders at their Annual General Meeting.
6. Figures for the quarter ended 31 March 2026 and the corresponding quarter ended in the previous year as reported in these financial results are the balancing figures between the audited figures in respect of the full financial year and the published year to date figures for the nine months period ended 31 December 2025.
7. Previous period's figures have been reclassified/ regrouped wherever necessary.

**For DEEPAK FERTILISERS AND PETROCHEMICALS
CORPORATION LIMITED**

S. C. MEHTA
Chairman and Managing Director
DIN: 00128204
Place: Pune
Date: 28 May 2026





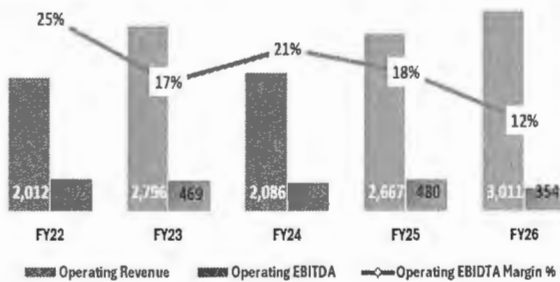
Revenue Growth Delivered at 12%; Margin Headwinds Easing with Improving Outlook LNG shipment from the 15 year contract commenced

Board Recommends 100% Dividend

Pune, India, May 28, 2026: Deepak Fertilisers and Petrochemicals Corporation Limited (BSE: 500645; NSE: DEEPAKFERT), one of India's leading producers of industrial & mining chemicals and fertilisers ("DFPCL" or the "Company"), announced its results for the quarter and full year ended March 31, 2026.

Consolidated Financial Highlights

Q4 Operating Performance Trend (₹ Cr)



Full Year Operating Performance Trend (₹ Cr)



	Q4 FY26	Q4 FY25	YoY Change	Q3 FY26	QoQ Change	FY26	FY25	YoY Change
Operating Revenue	3,011	2,667	13%	2,830	6%	11,506	10,274	12%
Operating EBITDA	354	480	-26%	353	0%	1,684	1,925	-13%
Op EBITDA Margins (%)	11.8%	18.0%	-624 Bps	12.5%	-72 Bps	14.6%	18.7%	-410 Bps
Net Profit	139	278	-50%	141	-1%	739	945	-22%
PAT Margin (%)	4.6%	10.2%	-561 Bps	4.9%	-30 Bps	6.4%	9.1%	-276 Bps

Key Highlights for Q4 FY26 & Full Year:

- **Consolidated Revenues:** FY26 revenues increased 12% YoY to ₹11,506 Cr, reflecting resilient demand despite a challenging environment. Q4 revenues stood at ₹3,011 Cr (↑13% YoY), driven by volume growth in TAN and CNB.
- **Operating EBITDA:** FY26 EBITDA declined 13% YoY to ₹1,684 Cr while Q4 declined 26% YoY to ₹354 Cr primarily impacted by a gradual pass through of war led raw material costs escalation in all segments particularly Fertilisers coupled with inadequate subsidy support. Q4 performance was impacted by the planned ammonia plant turnaround maintenance and efficiency enhancement costs of ~ ₹75 Cr. Adjusted for this one-off impact, the decline moderates to ~10% YoY, while delivering an ~22% improvement on a QoQ basis.
- **Net Profit:** Q4 PAT declined 50% YoY to ₹139 Cr. Adjusted for a one-time tax credit of ₹40 Cr in FY25, FY26 PAT declined 18% YoY to ₹739 Cr; lower finance costs partly offset margin pressures.
- **Strategic Mix Improvement:** The Company continues to transition toward a solutions-led portfolio, with Specialty products contributing 33% of CNB revenue (YTD) and B2C share at 16% in Mining Chemicals, supporting improved earnings quality.





Chemicals Review

Mining Chemicals (Technical Ammonium Nitrate):

- Overall Q4 sales volumes were up 27% **QoQ showing a good recovery and up 12% YoY**. FY sales recorded a growth of 11%. The B2C segment delivered strong growth, with volumes up 21% YoY and 19% QoQ, despite lower LDAN consumption at mine sites due to prolonged monsoon conditions and licensing related delays.

Outlook: Q1 FY27 demand is expected to remain steady, with elevated FGAN prices and continued supply volatility driven by Middle East disruptions will support Margin improvement. The Company will maintain its value pricing approach, leveraging its strengths in supply reliability, application-specific product offerings, and customer partnerships to drive productivity and cost efficiencies in blasting operations

Pharma / Specialty Chemicals :

- Building-Block Nitric Acid: A larger contributor to the Industrial Chemical Segment** grew 11% YoY for Q4 despite ongoing pricing pressure.
- Isopropyl Alcohol (IPA):** Q4 IPA volumes grew 22% YoY. Domestic market sentiment has started showing early signs of recovery.
- Specialty Products:** SGNA received approvals for **ingot and wafer applications** from three large customers, with further trial orders expected. Cororid and PuroGuard+ have received a strong market response across India, with adoption in 246 hospitals spanning in 16+ states.

Outlook: Nitric Acid demand is expected to strengthen, with limited import supply supporting pricing. **Even though** domestic IPA and Acetone prices have strengthened in early Q1, Refinery Grade Propylene (RGP) availability remains constrained, impacting IPA sales. The Company continues to focus on application-led segmentation, innovation and differentiated, solution-driven offerings.

Crop Nutrition Business (Fertilisers) Review

- Crop Nutrition saw a weak Q4, impacted by a sharp increase in input costs and inadequate subsidy support. The Fertilizer Industry has also requested the GOI for re-considering and ensuring adequate coverage of the war-led raw material hikes in the subsidies.
- Croptek delivered resilient performance, with sales at 65 KT (↑3% YoY), supported by strong execution and sustained demand generation despite adverse climatic conditions.
- Portfolio mix improved, with Specialty and Croptek contributing 33% of fertiliser revenues vs 30% in the previous quarter, reflecting continued premiumisation and higher share of value-led offerings.

Outlook: IMD has indicated a below-normal monsoon (92% of LPA) for 2026, linked to El Niño. Granular clarity is yet to emerge on which geographies in India will be impacted and where the Irrigated Water availability will suffice for the Kharif needs. In this backdrop focus remains on irrigated regions and priority markets to mitigate demand risk. Continued focus on differentiated offerings, mix enrichment, and B2C expansion expected to support pricing discipline and sustain premium positioning





Investor Relations / Media Contacts:

<p>Girish Shah EVP – Corporate Marketing & Corp. Communications girish.shah@dfpcl.com +91 98195 99888</p>	<p>Subhash Anand President and CFO subhash.anand@dfpcl.com +91 20 6645 8797</p>
<p>Deepak Fertilisers & Petrochemicals Corporation Ltd. Reg. Off and Corp. Off: Sai Hira, Survey No. 93, Mundhra, Pune - 411 036 CIN: L24121MH1979PLC021360 www.dfpcl.com</p>	

Safe Harbour:

This document contains statements that contain “forward looking statements” including, but without limitation, statements relating to the implementation of strategic initiatives, and other statements relating Deepak Fertilisers and Petrochemicals Corporation Limited’s (DFPCL) future business developments and economic performance. While these forward looking statements are neither predictions nor guarantees of future events, circumstances or performance and are inherently subject to known and unknown risks and uncertainties, are based on management belief as well as assumptions made by and information currently available to management and only indicate our assessment and future expectations concerning the development of our business, a number of risks, uncertainties and other unknown factors could cause actual developments and results to differ materially from our expectations. These factors include, but are not limited to, general market, macro-economic, governmental and regulatory trends, movements in currency exchange and interest rates, competitive pressures, technological developments, changes in the financial conditions of third parties dealing with us, legislative developments, and other key factors that could affect our business and financial performance. DFPCL undertakes no obligation to publicly revise any forward-looking statements to reflect future / likely events or circumstances.





Industrial / Pharma
Chemicals



Mining Chemicals



Crop Nutrition

Strong Fundamentals

Exceptional Trajectory

Setting New **Benchmarks**,
Scaling New **Heights**



DEEPAK FERTILISERS
AND PETROCHEMICALS
CORPORATION LIMITED

**Deepak Fertilisers And
Petrochemicals Corporation Ltd**

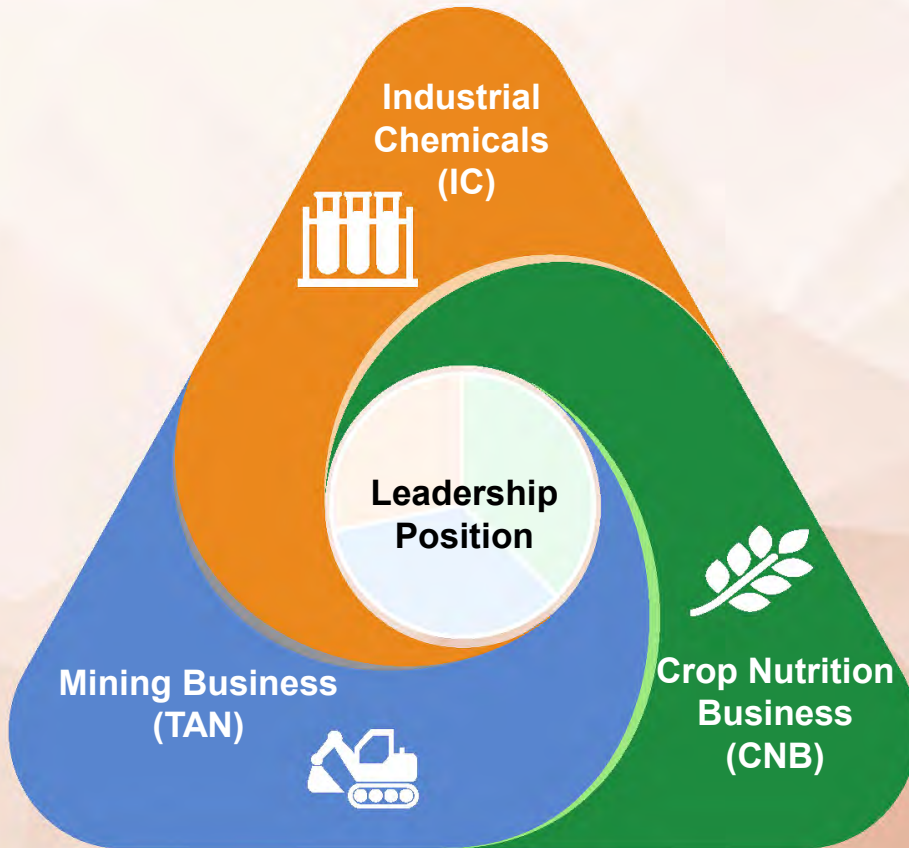
**Earning Presentation
Q4- FY26**

May 2026

Follow Us On



-  **Company Overview**
-  **Q4 FY26 Results Overview**
-  **Project Update**
-  **Corporate Social Responsibilities**
-  **Shareholder Value**



40+ Years

Rich Experience of Developing
3 verticals



6

Manufacturing Sites



2,300+

Employees

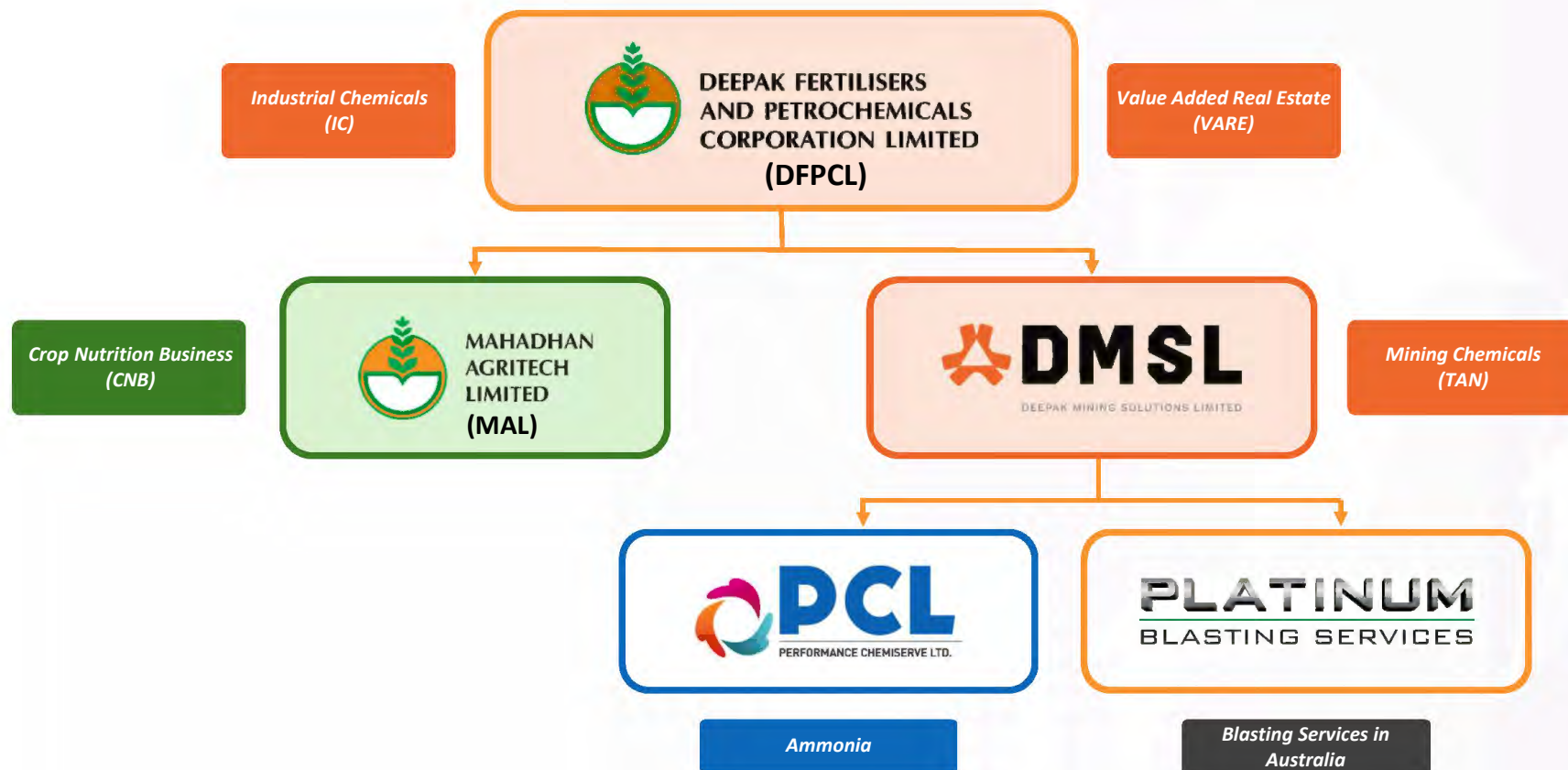


US\$ ~1.31 billion

Market Capitalization

(as on 31 Mar 2026)

Corporate Structure post Demerger



Business & Product Overview



Mining Chemicals



Industrial Chemicals



Crop Nutrition

Capacity	Technical Ammonium Nitrate 587 KTPA	Diluted Nitric Acid 885 KTPA Concentrated Nitric Acid 231 KTPA Iso Propyl Alcohol 70 KTPA	NP 300 KTPA NPK 800 KTPA Bensulf 57 KTPA
Domestic Market Share	~40%	62% in CNA, 27% in DNA, 26% in Merchant IPA	Leading player in specialty and water-soluble fertilizers in India
Share in Group Revenue	26%	18%	50%
Products	High density and low-density Ammonium Nitrate and AN-Melt	Varieties of Nitric Acid, IPA, Methanol, LCO2 & Pharmacopeia Solvents	Specialty Complex fertilisers branded as Smartek & Croptek, Water Soluble fertilisers and Bentonite Sulphur
End Market	<ul style="list-style-type: none"> ➤ Mining ➤ Infrastructure ➤ Explosives ➤ Healthcare 	<ul style="list-style-type: none"> ➤ Pharma ➤ Nitroaromatics ➤ Explosive ➤ Chemical derivatives 	<ul style="list-style-type: none"> ➤ Cash Crops ➤ Fruits & Vegetables ➤ Oils and Seeds crops ➤ Water Soluble Segment

Note: % of Revenue pertains to FY25

Mining Chemicals

Industrial Chemicals

Crop Nutrition

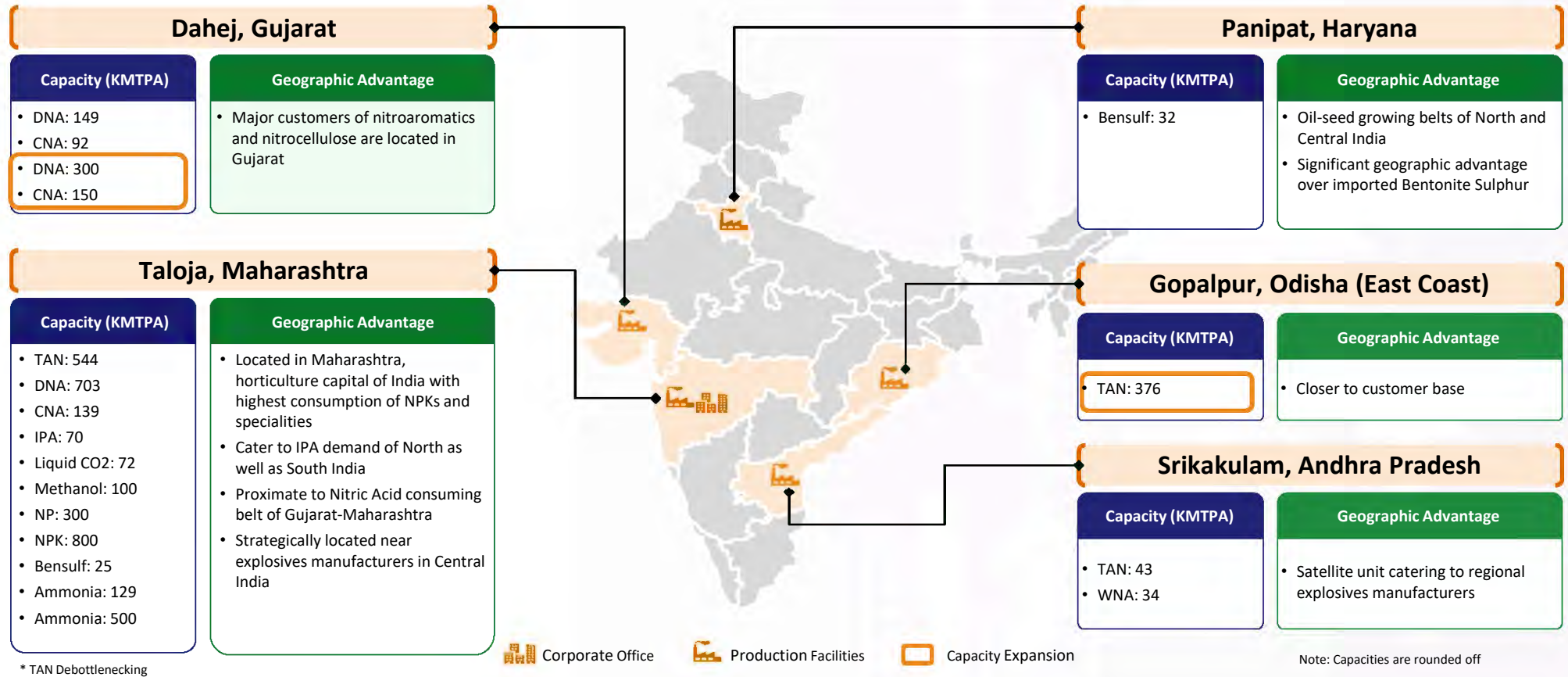
Market Positioning

- ❑ Dominant market share; poised to grow with new capacity expansions
- ❑ India's only manufacturer of High Density, Low Density & Medical Grade Ammonium Nitrate
- ❑ Preferred partner for mining, infrastructure and explosives companies
- ❑ Strategically located plants on East and West coasts of India
- ❑ Value Chain Integration: Forward into explosives, backward into ammonia

- ❑ Largest manufacturer of Nitric Acid in South East Asia.
- ❑ Dominant market share; poised to grow with new capacity expansions
- ❑ One of the leading manufacturers and marketers of Iso Propyl Alcohol (IPA)
- ❑ Strategic entry to provide basket of solvents to Pharma sector
- ❑ Fully captive key Raw material availability
- ❑ Diverse Product Portfolio: Serving multiple sectors, enhancing market resilience

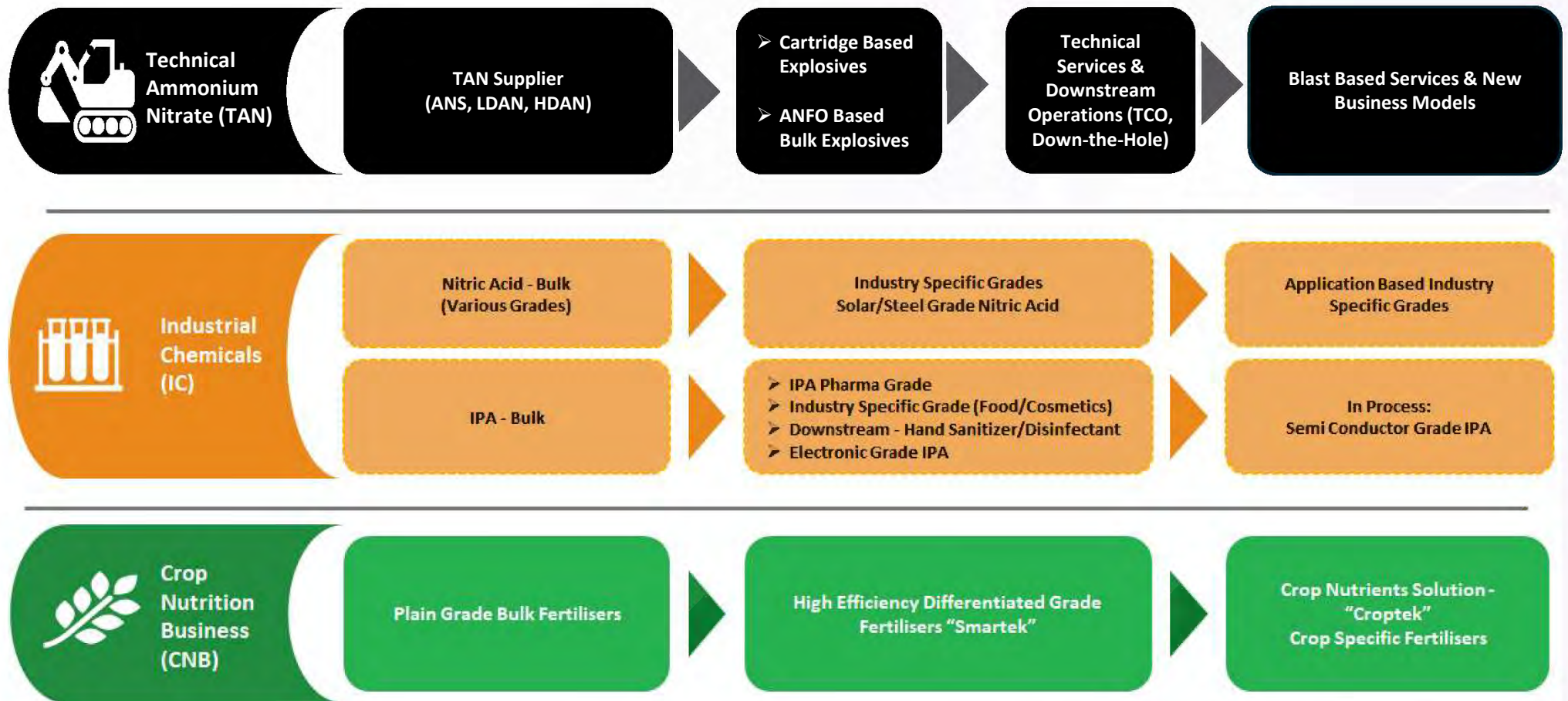
- ❑ 'Mahadhan' strong brand present in Maharashtra, Karnataka and Gujarat
- ❑ India's only manufacturer of Prilled NP 24:24:0 fertiliser in India
- ❑ India's only producer of crop specific, crop nutrient solutions having Nitrogen, Phosphorus and Potassium, with micronutrients and Nutrient Unlock Technology (NUT)
- ❑ India's Largest manufacturer of Bentonite Sulphur in India
- ❑ Market leader in specialty and water-soluble fertilisers in India

Strategic Geographic Footprints

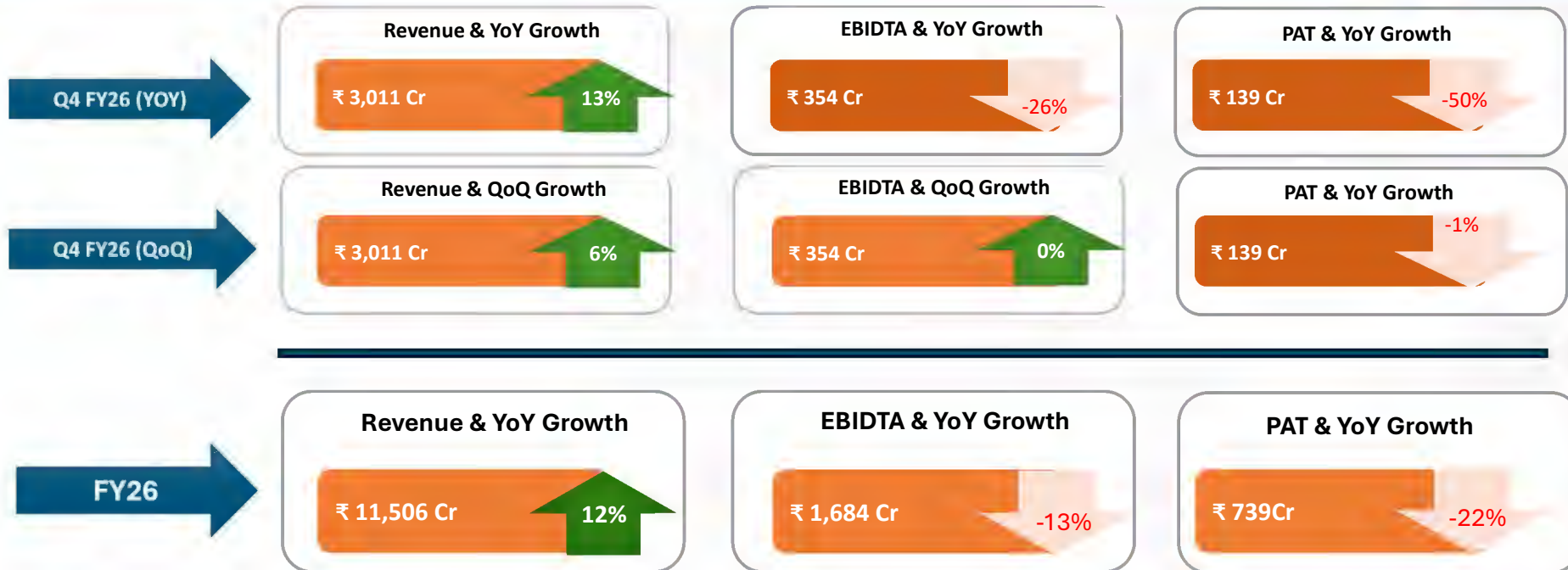


IPA: Iso Propyl Alcohol ; AN: Ammonium Nitrate; TAN: Technical Ammonium Nitrate; NPK: Nitrogen Phosphorous Potassium; ANP: Ammonium Nitro Phosphate; CNA: Concentrated Nitric Acid; DNA: Diluted Nitric Acid;

Transitioning From Commodity To Specialty



Key Highlights of Q4 and YTD FY26 (Consol)



Commodity to Specialty (CNB):
FY 26 - 33% Specialty +
Croptek share in
revenue (FY25-30%)

Customer to Consumer (TAN):
FY26 B2C share
revenue : ₹ 418 Cr,
16% Vs 13% LY

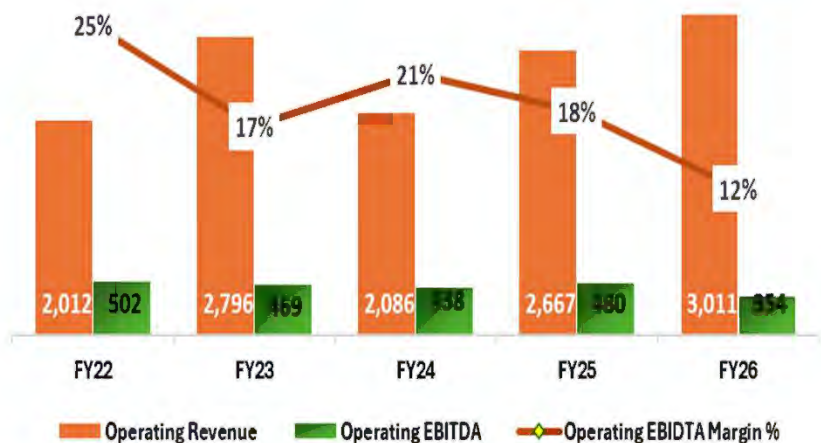
DMSL completed
acquisition of
strategic explosive
manufacturer &
100% ownership in
PBSL

Strategic Capex
COD expected in Q2
poised for next Leap

Global Supply Tightness
& Equinor Gas
Supporting Margins
improvement in Q1 FY27

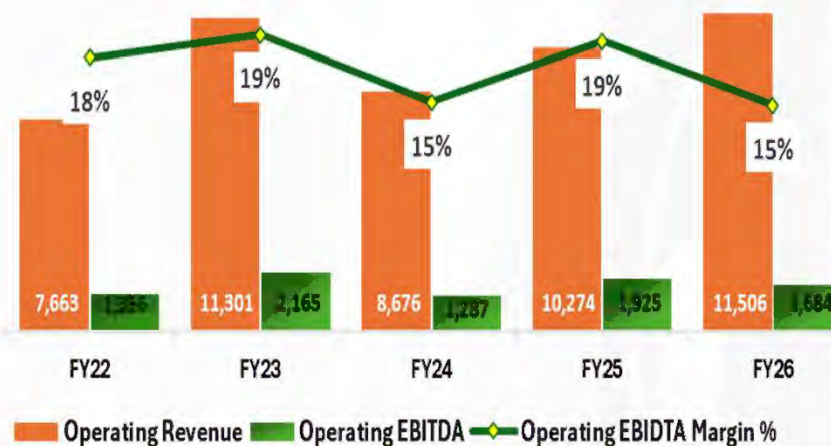
Q4 Operating revenue up 13 % YoY

Q4 Operating Performance (₹ Cr) and EBITDA trend




YTD Operating revenue up 12 % YoY

YTD Operating Revenue (₹ Cr) and EBITDA trend



Over the past five years, the Company has built a strong growth trajectory, with year-to-date operating revenues and EBITDA growing at 11% and 6% CAGR, respectively

Consolidated Profit & Loss Statement (in ₹ Cr)



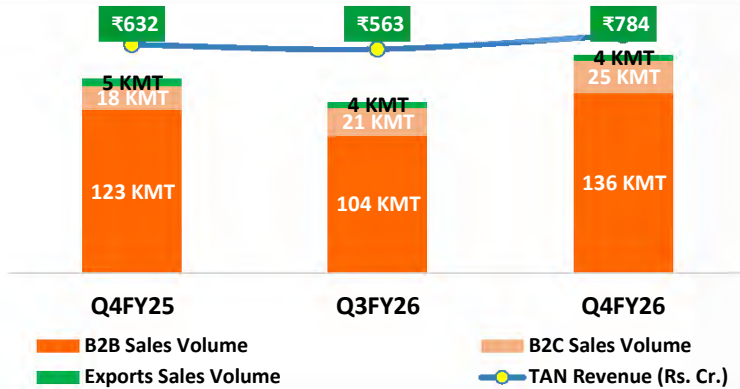
DEEPAK FERTILISERS
AND PETROCHEMICALS
CORPORATION LIMITED

	Q4 FY26	Q4 FY25	Δ Y-o-Y	Q3 FY 26	Δ Q-o-Q	YTD-FY26	YTD-FY25	Δ Y-o-Y
Operating Revenue	3,011	2,667	13%	2,830	6%	11,506	10,274	12%
Other Income	6	50	-88%	46	-87%	103	81	27%
Total Income	3,017	2,717	11%	2,876	5%	11,609	10,355	12%
Operating EBITDA	354	480	-26%	353	0%	1,684	1,925	-13%
<i>Op EBIDTA Margins (%)</i>	11.8%	18.0%	-624 Bps	12.5%	-72 Bps	14.6%	18.7%	-410 Bps
Finance Cost	93	101	-8%	96	-3%	353	413	-15%
D&A	106	109	-3%	108	-3%	424	403	5%
Net Profit	139	278	-50%	141	-1%	739	945	-22%
<i>PAT Margin (%)</i>	4.6%	10.2%	-561 Bps	4.9%	-30 Bps	6.4%	9.1%	-276 Bps

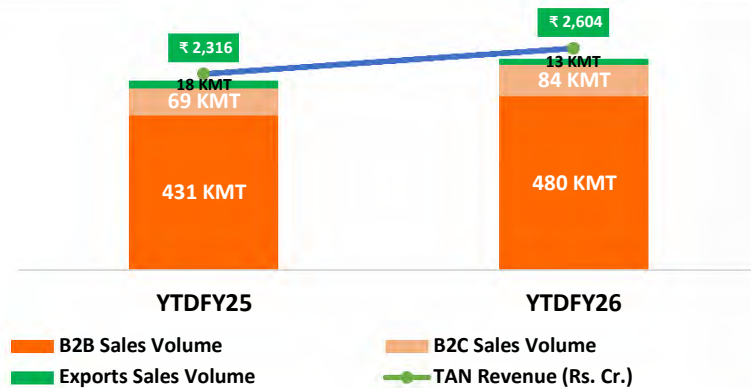
TAN & CNB business improved but Ammonia & IPA faced challenges impacting EBITDA.

Mining Chemicals Business (TAN) : Q4 FY26 Performance

Quarterly Sales Volume (KMT) and Revenue (₹ Cr)



YTD Sales Volume (KMT) and Revenue (₹ Cr)



Highlights

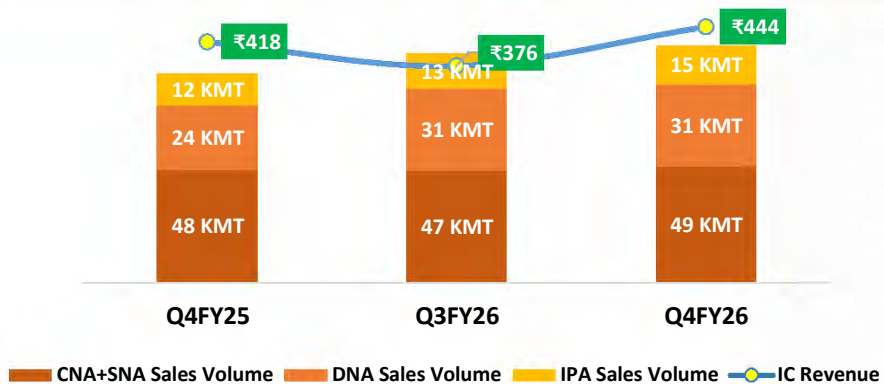
- **Sales Volume :**
 - Q4 Volume (164 KT) : up 12% YoY and up 27% QoQ
 - FY26 Volume (577 KT) grew 11% YoY.
- **Revenue Growth:** Q4 revenue up by 24% YoY. QoQ revenue up 39% (Showing a robust recovery after Q3). FY26 revenue up 12% YoY
- **Customers to Consumers :** The B2C revenue share at 16% for FY26
- **Capacity Utilization:** FY26 : 98%

Outlook:

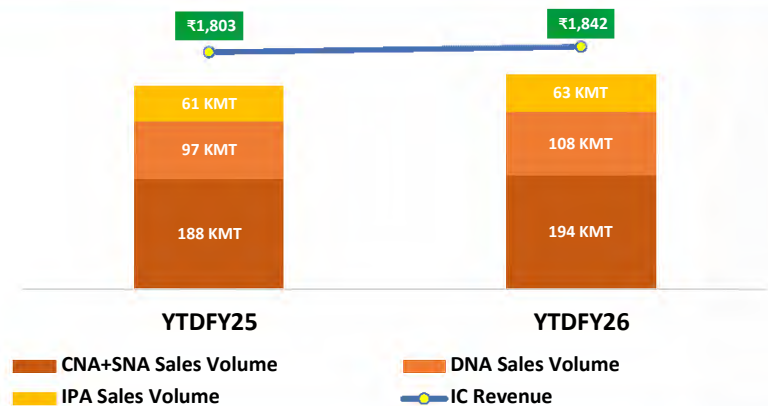
- Q1 is typically strong quarter, demand is expected to be stable. With Elevated FGAN prices and tight global supply chain conditions, will support business delivery.

Industrial Chemicals Business : Q4 FY26 Performance

Quarterly Sales Volume (KMT) and Revenue (₹ Cr)



YTD Sales Volume (KMT) and Revenue (₹ Cr)



Highlights

Volume Performance

- **Total Nitric Acid:** Q4 volume (80KT) increased by 11% YoY & 2% QoQ. YTD volume (302KT) grew by 6% YoY.
- **IPA:** Sales volume (15KT) in Q4 grew 22% YoY and 13% QoQ . YTD volume (63KT) up 4% YoY.

Revenue Growth:

- Q4 Revenue increased by 6% YoY and 18% QoQ. YTD revenue recorded a marginal increase of 2% with weakness in IPA pricing continuing.

Capacity Utilization in Q4-FY26:

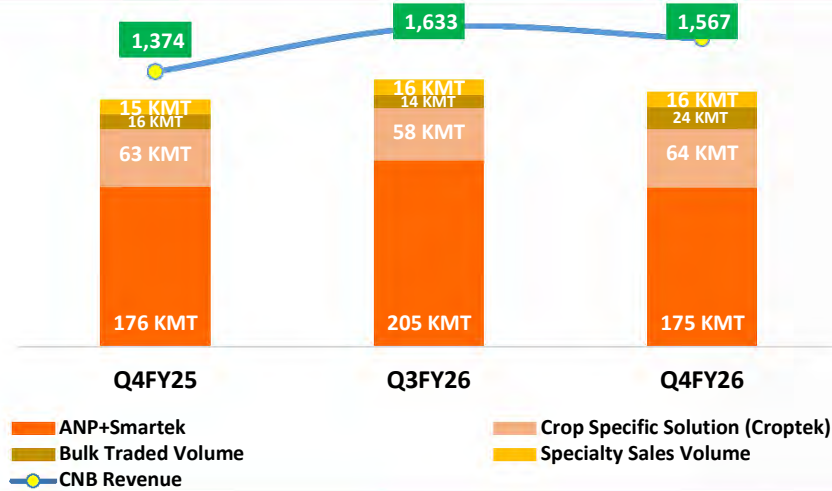
- DNA : 104%; CNA : 76%
- IPA : **81%** due to a planned shutdown

Outlook :

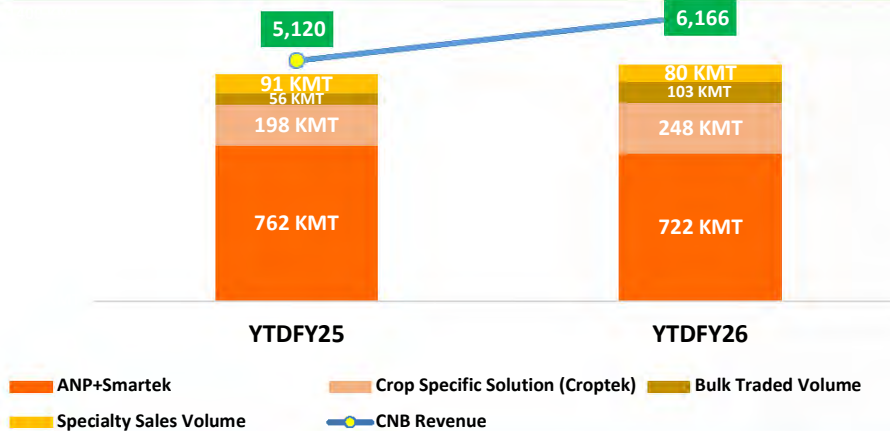
- **Nitric Acid:** Nitric Acid demand is expected to strengthen, with limited import supply supporting pricing.
- **IPA:** While there is a surge in Domestic IPA prices, RGP availability continues to challenge IPA sales.

Crop Nutrition Business: Q4 FY26 Performance

Quarterly Sales Volume (KMT) and Revenue (₹ Cr)



YTD Sales Volume (KMT) and Revenue (₹ Cr)



Highlights

Q4 FY26 Volume Performance:

- **ANP+Smartek** Sales volumes (175KT) flat YoY, down 14% QoQ due to adverse seasonal conditions
- Our Innovative-Crop Specific Specialty product, “**Cromptek**”, reported a 3% growth YoY and 11% QoQ showing resilience despite lower intake on account of unseasonal heavy rainfall & consequent delayed Rabi sowing.
- **Specialty fertilizer** business comprising Bensulf Superfast, Solutek and WSF NPKs demonstrated a growth of 5% YoY but flat QoQ due to unseasonal heavy rain and higher Sulphur costs.


Q4 Revenue: Grew by 14% YoY but dropped by 4% QoQ. FY26 Revenue grew 20% YoY

Bulk Manufacturing Capacity Utilization: Q4 FY26: ANP- 75%, NPK 54%

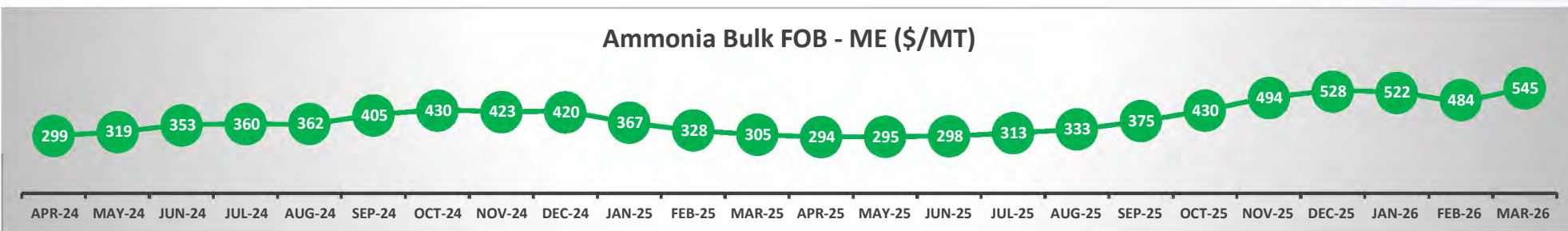
Outlook :

IMD has indicated a below-normal monsoon (92% of LPA) for 2026, linked to El Niño; focus remains on irrigated regions and priority markets. Elevated input costs and widening DAP–NPK price disparity if not adequately compensated by subsidies will continue to be challenge in the near term

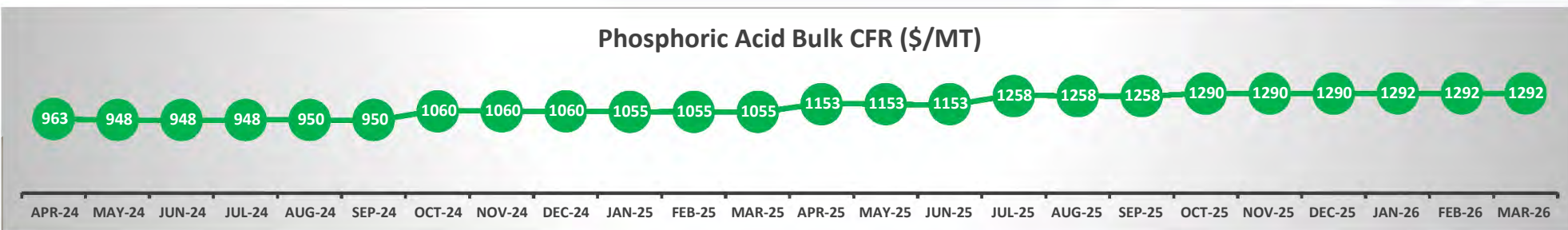
Raw Material Price Movement



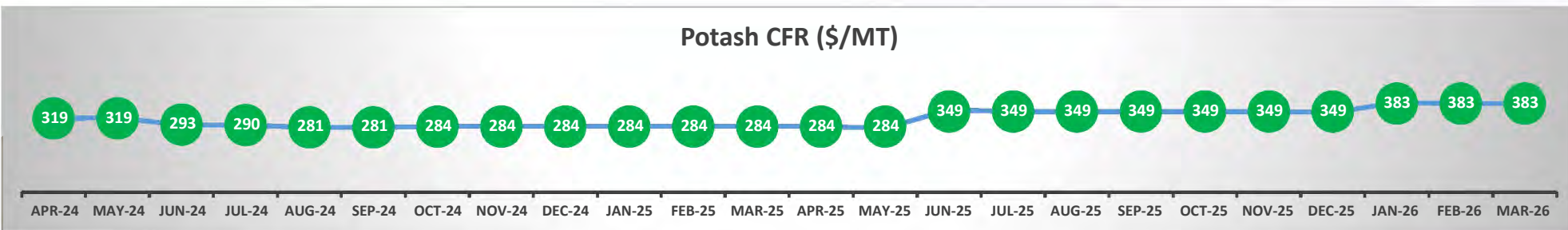
Ammonia Bulk FOB - ME (\$/MT)



Phosphoric Acid Bulk CFR (\$/MT)

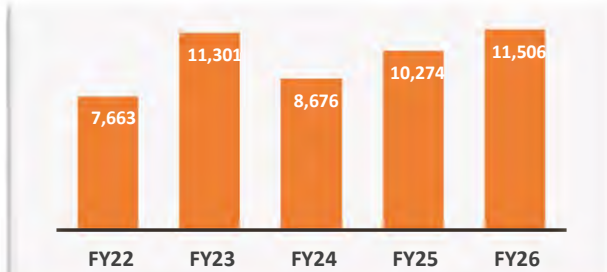


Potash CFR (\$/MT)



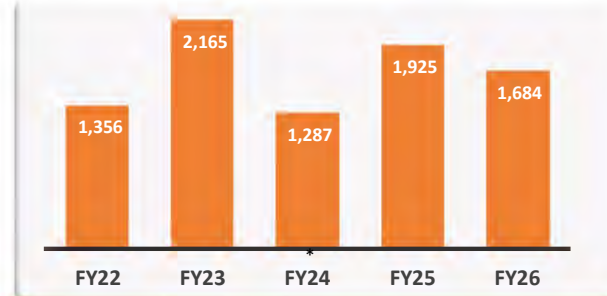
Historical Consolidated Financials

Operating Revenue (Rs. Cr)



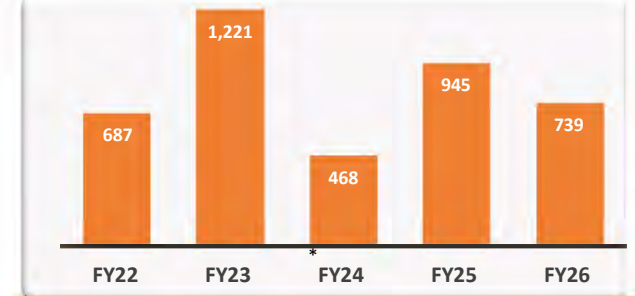
CAGR of 11%

Operating EBITDA (Rs. Cr)



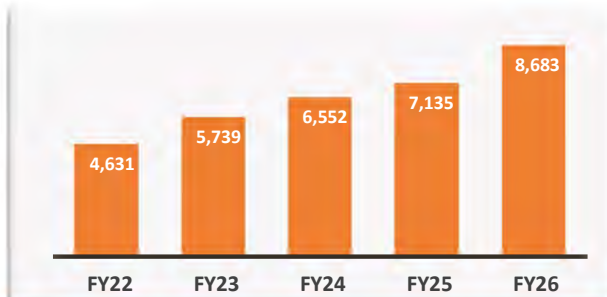
CAGR of 6%

PAT (Rs. Cr)



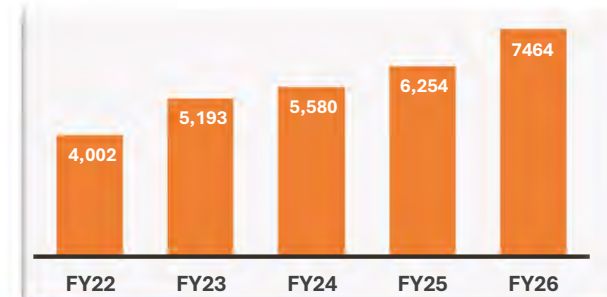
CAGR of 2%

Fixed Assets (Rs. Cr)



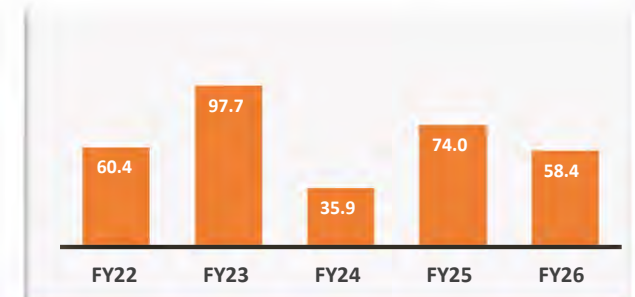
CAGR of 17%

Net Worth (Rs. Cr.)



CAGR of 17%

EPS (Rs.)



CAGR of -1%

Attractive Capex of ~Rs. 4,650 crores Underway

TAN Project, Gopalpur

- **Capacity:** 376 KTPA.
- **Expected Commissioning:** Q2-FY27
- **Capex :** Rs. 2,675 Crores
- Post-expansion, total AN capacity will be ~1.0 MMTPA, making us **3rd largest** pure-play TAN producer globally
- **Strategic Location Advantages:**
 - Closer to major mining areas in East India
 - Port based location- favourable for exports



Nitric Acid Project, Dahej

- **Capacity :** WNA 300 KTPA & CNA 150 KTPA
- **Expected Commissioning:** Q2-FY27
- **Capex :** Rs. 1,983 Crores
- Post-expansion, total WNA capacity will be ~1.2 MMTPA, making us **Asia's largest manufacturer** of Nitric Acid.
- **Strategic Location:** Closer to major consumers in West and Central India.
- **65% CNA capacity tied up** through a 20 years long term contract



Capitalizing on 40 Years of Know-How and Riding the India Growth Story

Strengthening Our Balance Sheet

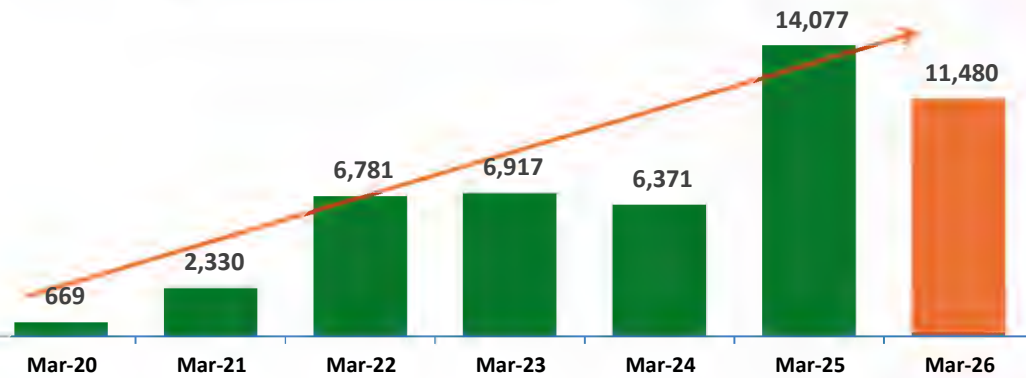
(Rs. CR)	Mar-26	Mar-25
ST Debt	1,060	257
LT Debt	4,426	3,676
Total Debt	5,486	3,933
Cash & Cash Equivalent	397	354
Other Bank Balances	139	90
Investment in MFs	126	183
Net Debt	4,824	3,305

Leverage Ratios	Mar-26	Mar-25	Change
Net Debt/Equity (x)	0.65x	0.53x	0.12
Net Debt/EBIDTA (x)	2.86x	1.72x	1.14

- Capital expenditure totaled at ₹ 1,569 Cr in FY26
- In spite of project related borrowing of ₹1,039 Cr, LT debt increased by ₹ 750 Cr, supported by infusion of CCD into DMSL.
- Short-term debt stood at ₹1,060 Cr to support the business working capital requirement.

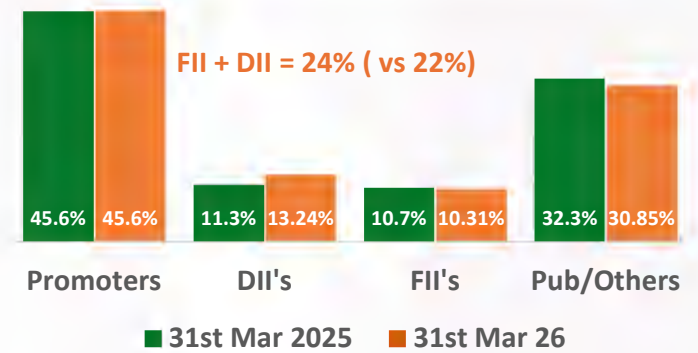
Delivering Value to our Shareholders

Market Cap* (Rs. Crores)



* Market cap represents as on the last day of the period.

Shareholding Pattern (Mar 26)

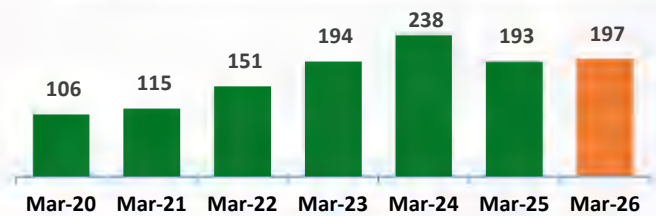


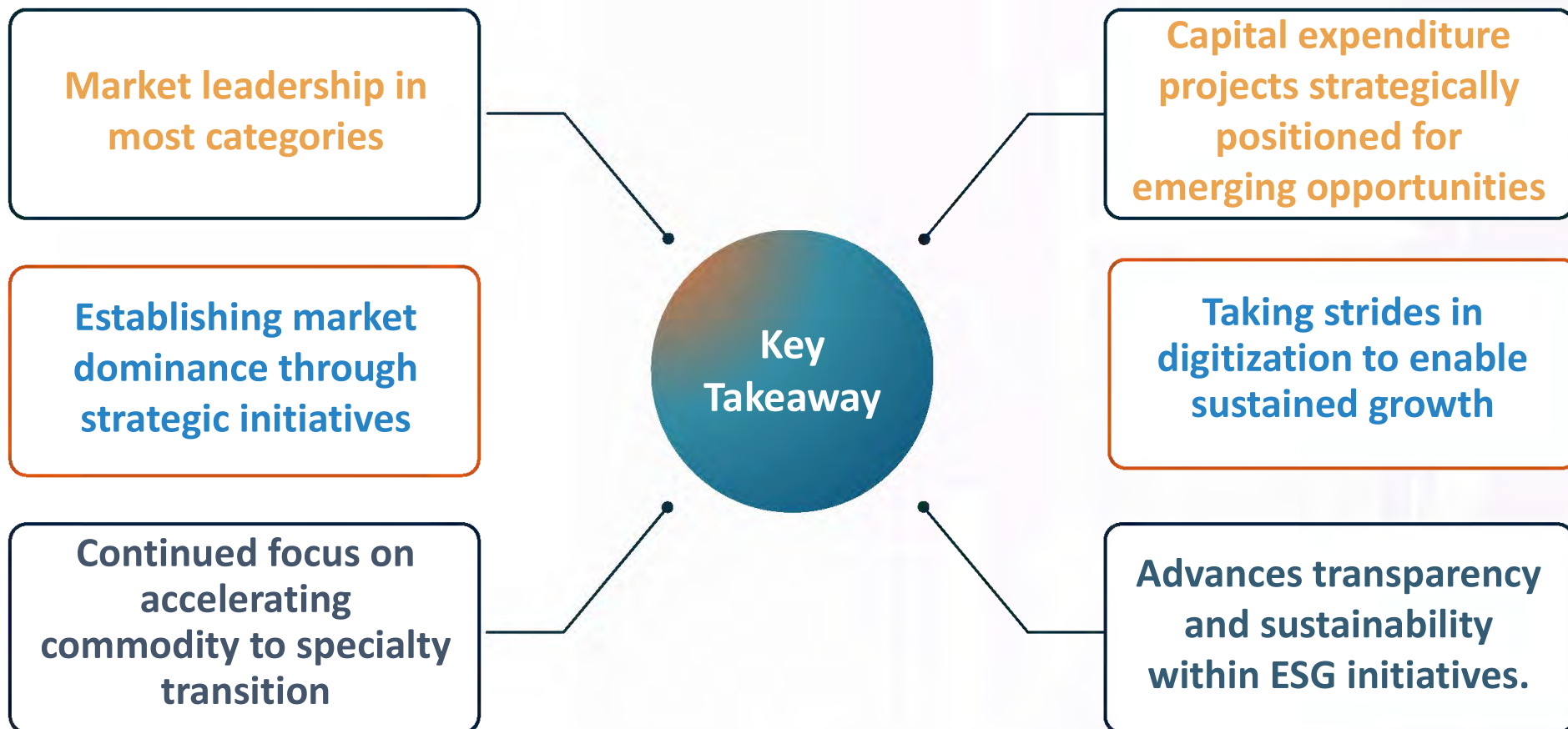
Value
Creation



CAGR
61%

Total No. of Shareholders (in 000')





Corporate Social Responsibility for Inclusive Community Welfare

Entrepreneurship / Skill Development



Project - Dairy Service Centre
Support for Dairy Enterprise



Project- Agri Based Livelihood
Horticulture Plantation

Health & Hygiene



Project-Aarogam
Mobile Clinic (Taloja)

Environment Sustainability



Project Gyanam
Food distribution at schools



Project- Vocational Skills Development
General duty assistant Course



Project- LEED
Entrepreneurship Development



Project-Aarogam
School screening camp at Chinchavali



Project- Social Welfare
Water tank with drinking water connection,
at Aanganwadi

Continue to touch life for betterment...

Safe Harbour: This presentation contains statements that contain "forward looking statements" including, but without limitation, statements relating to the implementation of strategic initiatives, and other statements relating Deepak Fertilisers and Petrochemicals Corporation limited's (DFPCL) future business developments and economic performance. While these forward looking statements are neither predictions nor guarantees of future events, circumstances or performance and are inherently subject to known and unknown risks and uncertainties, are based on management belief as well as assumptions made by and information currently available to management and only indicate our assessment and future expectations concerning the development of our business, a number of risks, uncertainties and other unknown factors could cause actual developments and results to differ materially from our expectations. These factors include, but are not limited to, general market, macro-economic, governmental and regulatory trends, movements in currency exchange and interest rates, competitive pressures, technological developments, changes in the financial conditions of third parties dealing with us, legislative developments, and other key factors that could affect our business and financial performance. DFPCL undertakes no obligation to publicly revise any forward looking statements to reflect future / likely events or circumstances.

Investor Relations Contact

Subhash Anand
President and CFO
subhash.anand@dfpcl.com
+91 20 6645 8797

Thank You



**DEEPAK FERTILISERS
AND PETROCHEMICALS
CORPORATION LIMITED**

Corporate Office:
Sai Hira, Survey No. 93, Mundhwa, Pune - 411 036, Maharashtra, India.
CIN: L24121MH1979PLC021360
www.dfpcl.com



The details, as required pursuant to Para A of Part A of Schedule III read with SEBI Master Circular No. HO/49/14/14(7)2025-CFD-POD2/I/3762/2026 dated 30th January, 2026, are given below:

1. Appointment of Mr. Yeshil S. Mehta (DIN: 07866312) as an Additional Director in the capacity of Non-Executive Non-Independent Director w.e.f. 1st July, 2026:

Sr. No.	Particulars	Description
1	Reason for change viz. appointment, re-appointment, resignation, removal, death or otherwise	Appointment
2	Date of appointment & term of appointment	Mr. Yeshil S. Mehta (DIN: 07866312) appointed as an Additional Director in the capacity of Non-Executive Non-Independent Director w.e.f. 1 st July, 2026, subject to approval of shareholders of the Company.
3	Brief profile	Mr. Yeshil S. Mehta has done Masters in Business Administration (MBA) from the prestigious Harvard Business School and has worked with Bain & Company, a Global Management Consulting Firm, as a consultant. Mr. Yeshil S Mehta's association in Deepak Fertilisers and Petrochemicals Corporation Limited, began pre-MBA, with spearheading the team to acquire strategic interest in the Agri Business of Bananas from the Swiss consortium CFI followed by actual running of the operations. Post MBA, he also spearheaded



		<p>the financial restructuring and re-negotiations with CFI for demitting management control in line with the crystallisation of fresh produce strategy as a part of the McKinsey initiative. He also took leadership position in the exercise on future business strategy of the Group being carried out along with McKinsey and BCG.</p>
4.	Disclosure of relationships between directors	<p>Mr. Yeshil S. Mehta is a son of Mr. Sailesh C. Mehta, Chairman and Managing Director and Smt. Parul S. Mehta, Non- Executive Non-Independent Director of the Company.</p>



2. Re-appointment of M/s P G Bhagwat LLP, Chartered Accountants (Firm Registration Number: 101118W/ W100682), as the Statutory Auditors of the Company:

Sr. No.	Particulars	Description
1	Reason for change viz. appointment, re-appointment, resignation, removal, death or otherwise	Re-appointment
2	Date of re-appointment & term of re-appointment	<p>Re-appointment shall be effective from the conclusion of the ensuing 46th Annual General Meeting.</p> <p>M/s P G Bhagwat LLP, Chartered Accountants (Firm Registration Number: 101118W/ W100682), re-appointed as the Statutory Auditors of the Company for a second term of five consecutive years to hold office from the conclusion of the 46th Annual General Meeting until the conclusion of 51st Annual General Meeting of the Company, subject to the approval of the shareholders at the ensuing AGM of the Company.</p>
3	Brief profile	<p>Founded in 1938, P G BHAGWAT LLP (PGB) is a fast-growing mid-sized Chartered Accountancy Firm with more than 88 years of experience serving clients across various sectors. After transitioning to a partnership in 1955, the Firm expanded and became an eleven-partner firm known for its diligent approach. Today it is a Limited Liability Partnership, with five service verticals, 15 partners specializing in various domains, and a team of over 350 team members.</p>



3. Re-appointment of M/s Harshad Deshpande & Associates, Cost Accountants (Firm Registration No. 00378) as Cost Auditors of the Company:

Sr. No.	Particulars	Description
1	Reason for change viz. appointment, re-appointment, resignation, removal, death or otherwise	Re-appointment
2	Date of re-appointment & term of re-appointment	28 th May, 2026 M/s Harshad Deshpande & Associates, Cost Accountants (Firm Registration No. 00378) re-appointed as Cost Auditors of the Company to conduct the audit of Cost Accounts of the Company for the financial year 2026-27.
3	Brief profile	M/s Harshad S Deshpande & Associates firm of practicing CMAs rendering professional services in the field of Cost & Management accounting, Banking & Finance, Insolvency Laws, Forensic Audit, Valuations, Indirect Tax and Social Audit for more than 20 years of experience.

* * * * *