



OM INFRA LIMITED

(Formerly known as OM METALS INFRAPROJECTS LIMITED)

CIN: L27203RJ1971PLC003414

Regd. Office: 3rd Floor, A-Block, Om Tower, Church Road, M.I. Road, Jaipur-302001

Tel: +91-141- 2996468

Website: www.ommetals.com E-Mail Id: info@ommetals.com

Date: 20th May, 2026

To,

Corporate Service Department, Bombay Stock Exchange, Phiroze Jeejeebhoy Towers, Dalal Street, Mumbai-400001 Fax No. 022- 22723121/3027/2039/2061/2041	Listing Department, National Stock Exchange Of India Limited Exchange Plaza, C-1 Block G Bandra Kurla Complex, Bandra (E), Mumbai Fax No. 022- 26598237/38 : 66418126
--	--

Dear Sir/Ma'am,

Sub: Presentation to Investors

Please find enclosed herewith the presentation to Investors.

Kindly take the same on your records.

Thanking You.

Yours Faithfully

For **Om Infra Limited**

VIKAS
KOTHARI
Digitally signed
by VIKAS
KOTHARI
Date: 2026.05.20
16:41:25 +05'30'

Vikas Kothari
Managing Director & CEO
DIN : 00223868



OM INFRA LTD

Investor Presentation
(4Q & FY26)

ommetals.com



Disclaimer



OM INFRA LTD

This presentation and the accompanying slides (the “Presentation”), which have been prepared by Om Infra Limited (the “Company”), have been prepared solely for information purposes and do not constitute any offer, recommendation or invitation to purchase or subscribe for any securities, and shall not form the basis or be relied on in connection with any contract or binding commitment whatsoever. No offering of securities of the Company will be made except by means of a statutory offering document containing detailed information about the Company.

This Presentation has been prepared by the Company based on information and data which the Company considers reliable, but the Company makes no representation or warranty, express or implied, whatsoever, and no reliance shall be placed on, the truth, accuracy, completeness, fairness and reasonableness of the contents of this Presentation. This Presentation may not be all inclusive and may not contain all of the information that you may consider material. Any liability in respect of the contents of, or any omission from, this Presentation is expressly excluded.

Certain matters discussed in this presentation may contain statements regarding the Company’s market opportunity and business prospects that are individually and collectively forward-looking statements. Such forward-looking statements are not guarantees of future performance and are subject to known and unknown risks, uncertainties and assumptions that are difficult to predict. These risks and uncertainties include, but are not limited to, the performance of the Indian economy and of the economies of various international markets, the performance of the industry in India and world-wide, competition, the company’s ability to successfully implement its strategy, the Company’s future levels of growth and expansion, technological implementation, changes and advancements, changes in revenue, income or cash flows, the Company’s market preferences and its exposure to market risks, as well as other risks. The Company’s actual results, levels of activity, performance or achievements could differ materially and adversely from results expressed in or implied by this Presentation. The Company assumes no obligation to update any forward-looking information contained in this Presentation. Any forward-looking statements and projections made by third parties included in this Presentation are not adopted by the Company and the Company is not responsible for such third party statements and projections.



Table of Contents

01

Q4FY26 Highlights

02

Operational Performance

03

Company Overview

04

Annexure



FY26 Highlights

Strategic Focus and Achievements



REVENUE

Rs 5001 Mn
(FY26)



EBITDA

Rs 282 Mn
(FY26)



EBIT

Rs 234 Mn
(FY26)



PBT

Rs 221 Mn
(FY26)



PAT

Rs 206 Mn
(FY26)



EPS

Rs 2.10
per share
(FY26)

1. The company won an order of **Rs 129 crores** in UP from the Uttar Pradesh Jal Nigam (Urban) the execution of which progressing well.
2. The company is undertaking the hydro-mechanical portion of Tapovan project, valued at **Rs 48 crore**. This is a resumed project
3. For FY27, Om Infra is targeting an order inflow worth **Rs 1,500 crore**, With a healthy pipeline of bids already submitted, we expect new order wins in the coming period.
4. The Central Government in the Union Budget has allocated JJM **Rs 67,000 crores** which has been extended till 2028.
5. Our business performance was impacted due to delayed payments in JJM projects, with contractors awaiting dues for over nine months, however this situation eased with recent fund allocation in revival plan worth Rs.27000 cr in UP ,Rajasthan and funds will be released progressively in Q1FY27.
6. Despite state fund constraints causing early expense booking, we maintained project progress. Pending payment issues related to Jal Jeevan Mission (JJM) projects are progressively being resolved, with receipt of dues expected in the near term.
7. The suspension of the Indus Water Treaty is expected to accelerate development of hydroelectric projects in bordering regions, boosting hydro-mechanical order inflows for the company.
8. All MHADA land issues are fully resolved. Valor Estate Ltd has started survey plan of site and will fast-track development, positioning this project as a major growth engine in the coming fiscals.

We remain dedicated to expanding our footprint in the water infrastructure sector, hydro mechanical and PSP projects, and distribution, thereby supporting growth in alignment with national priorities.

Positioned to Scale with Structural Tailwinds



OM INFRA LTD

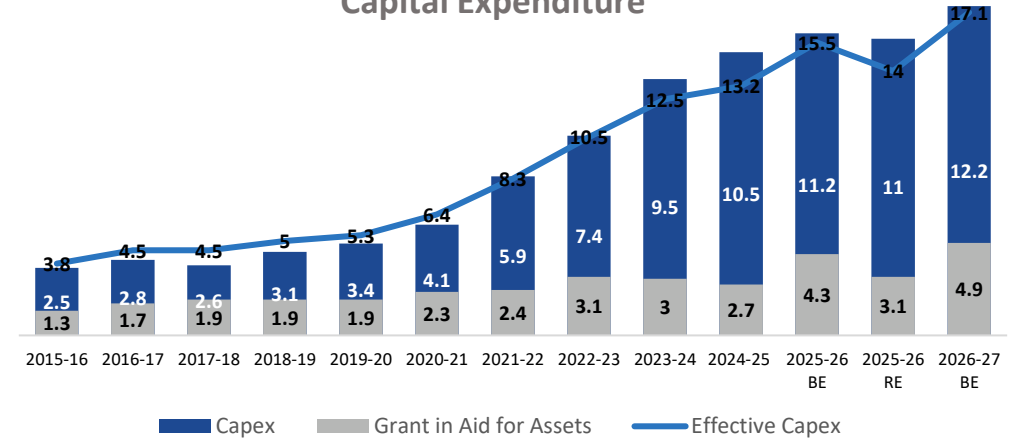
Key Budget Updates

- Infrastructure outlay rises to **₹12.2 lakh crore from ₹11.2 lakh crore**, signaling sustained public capex
- Infrastructure **Risk Guarantee Fund** introduced to provide partial credit guarantees, boosting lender confidence in construction risks.
- **Total Water Sector Outlay: ₹84,000+ crore**
- **₹67,670 crore** for *Jal Jeevan Mission* – targeting tap water for every rural household
- **₹8,000 crore** for *AMRUT 2.0* – transforming urban water infrastructure
- **₹5,226 crore** for *River interlinking & irrigation* – ensuring agricultural water security
- **₹3,100 crore** for *National Ganga Plan* – cleaning India's lifeline river

From Policy to Profit

(Policy Push → Execution Wins → Scalable Growth)

Capital Expenditure



OM Infra's on the cusp to win the Infra Upcycle

- **Direct beneficiary of a ₹84,000+ Cr water opportunity** under Jal Jeevan Mission and AMRUT, fully aligned with OM Infra's core execution capabilities
- **End-to-end water EPC expertise** across drinking water supply, urban water systems, large-diameter pipelines and irrigation infrastructure
- **Risk Fund support de-risks execution**, improving project timelines and supporting consistent order book expansion
- **Viksit Bharat capex momentum** provides multi-year demand visibility for OM Infra's sustainable solutions

Milestone Achieved



OM INFRA LTD

Isarda Dam - Water Impounding Commences

Successfully initiated water storage at Isarda Dam on July 30, 2025 - the first time since construction began, following government approval on July 25th.

01

Project Scale:

Value: Rs 615.17 Crores (additional scope allotted Rs.48 cr)

Capacity: 3.24 TMC (Phase 1)

10.77 TMC (Phase 2)

Length: 6.03 km composite dam structure

02

Impact

Beneficiaries: Over 3 crore people across 13 districts

Purpose: Drinking water supply under JJM & ERCP integration

03

Significance: A cornerstone project demonstrating OM Infra's engineering excellence in water infrastructure, transforming eastern Rajasthan's water security landscape.

Order Win

Order win worth Rs 129cr(excl. taxes) crores in UP

01

Name of the awarding agency

- Uttar Pradesh Jal Nigam (Urban), Shahjahanpur

02

Geography of the Project

(i) Nagar Nigam, Shahjahanpur, Distt. Shahjahanpur of Uttar Pradesh

03

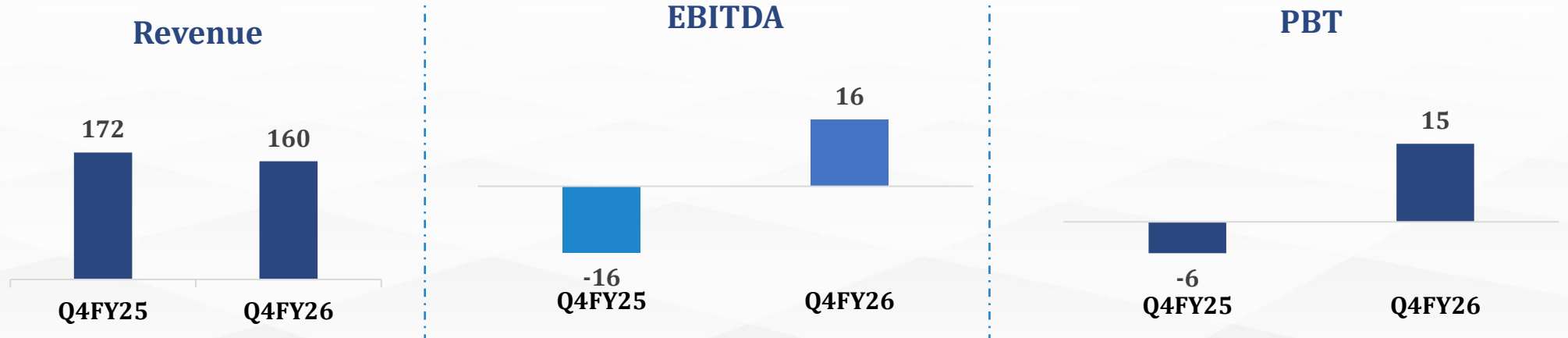
Scope of Work

- The project scope involves surveying, soil investigation, design, supply of materials, labor, and tools for the construction and repair of water infrastructure, including overhead tanks, pump houses, boundary walls, staff quarters, gates, site development, laying and jointing of rising mains and distribution systems, house connections, new and rebores tube wells, and implementation of PLS SCADA automation for all tube wells.

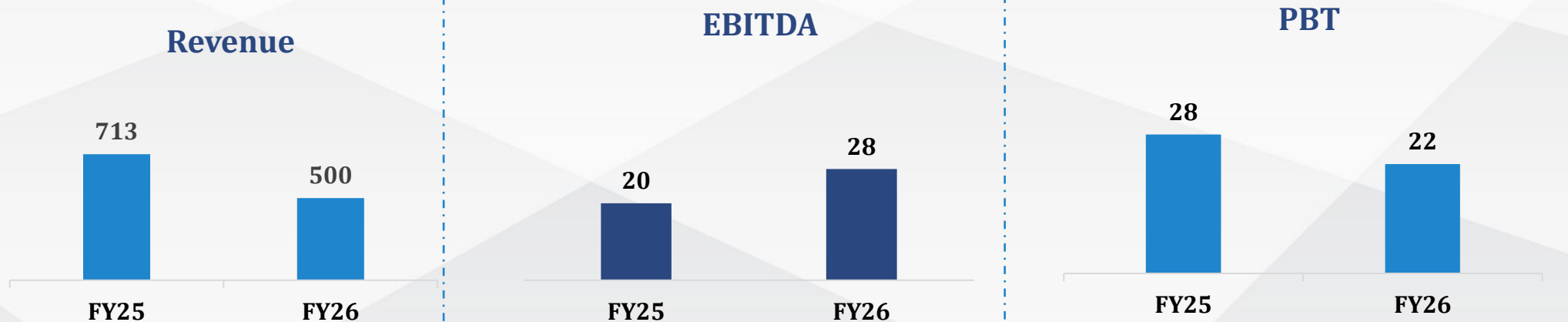
Q4FY26 & FY26 - Financial Highlights

Rs Cr

Q4FY26



FY26



*Consolidated Numbers

Consolidated Q4FY26 P&L

Particulars	Q4FY26	Q4FY25	Y-o-Y	Q3FY26	Q-o-Q	FY26	FY25	Y-o-Y
Net Sales	160	172	(7%)	112	43%	500	713	(30%)
Total Expenses	144	188	(23%)	105	37%	472	693	(32%)
Other Income	5	18	(71%)	6	(12%)	18	36	(50%)
EBITDA	16	-16	-	7	140%	28	20	40%
EBITDA Margin (%)	10%	-9%	-	6%	397 bps	6%	3%	281 bps
Depreciation	1	1	-	1	10%	5	6	(14%)
Finance Costs	5	7	(28%)	5	(3%)	19	22	(14%)
PBT	15	-6	-	6	137%	22	28	(22%)
Tax (including deferred tax)	8	-21	-	(2)	-	2	-8	-
PAT (attributable to Owner)	7	15	(57%)	8	-	21	36	(43%)
PAT Margins	4%	9%	-	7%	-	4%	5%	-

* Numbers are rounded off to the nearest digits

Standalone Q4FY26 P&L

Particulars	Q4FY26	Q4FY25	Y-o-Y	Q3FY26	Q-o-Q	FY26	FY25	Y-o-Y
Net Sales	157	182	(14%)	100	57%	468	666	(30%)
Total Expenses	134	182	(24%)	95	45%	252	337	(25%)
Other Income	5	15	(70%)	5	(19%)	16	32	(49%)
EBITDA	18	1	1736%	5	288%	47	65	(28%)
EBITDA Margin (%)	12%	1%	1114 bps	5%	696 bps	10%	10%	28 bps
Depreciation	1	1	-	1	10%	5	6	(14%)
Finance Costs	5	7	(25%)	5	5%	19	22	(13%)
PBT	17	8	104%	4	282%	23	38	(38%)
Tax (including deferred tax)	8	(15)	-	(2)	-	2	2	(4%)
PAT (attributable to Owner)	8	23	(64%)	6	37%	22	36	(40%)
PAT Margins	5%	13%	-	6%	-	5%	5%	(76 bps)

* Numbers are rounded off to the nearest digits

5 Decades of Expertise in Hydro Infra

55+

Years of project
execution

**Rs 2,107
Crore**

Order book
(FY26)

**15+ premier
clients**

Including World Bank
& Government of India

70+

Projects executed,
worth Rs 5000+ crores

**Revenue
Rs 160 crores
(Q4FY26)**

31%
(Revenue CAGR FY20-FY25)

**EBITDA
Rs 16 crores
(Q4FY26)**

7%
(EBITDA CAGR FY20-FY25)

**Book to Bill
Ratio 4.21x**

(FY26 TTM)

0.03x

Net Debt to equity
(FY26)

Value Chain: From Vision to Execution



Notable Strengths in Value Chain

- **In-House Capabilities:** Full in-house manufacturing for critical hydro components.
- **Turnkey Approach:** Integrated end-to-end execution expertise, from inspection to installation and after-sales.
- **Diverse Portfolio:** Ability to manage complex, large-scale projects across water, hydro, and real estate.
- **Technical R&D:** Strong technical expertise and R&D edge for specialized infrastructure needs.

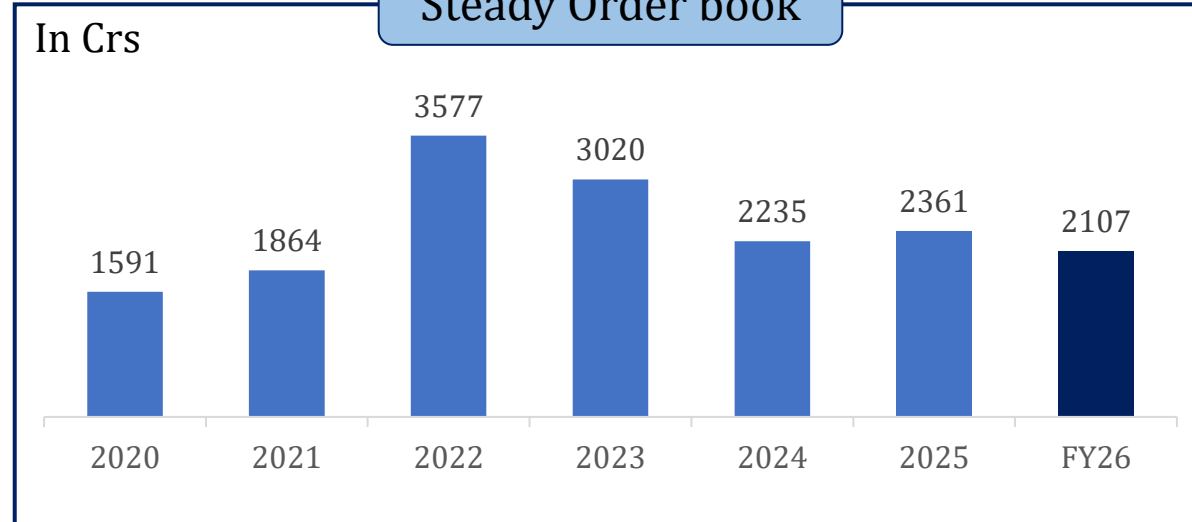
Engineering

Inspection → Design → Procurement → Manufacturing → Quality Control → Installation → Commissioning → Service

Real Estate

Land Acquisition → Design/Approval → Construction → Sale/Leasing → Facilities & Asset Management

Steady Order book



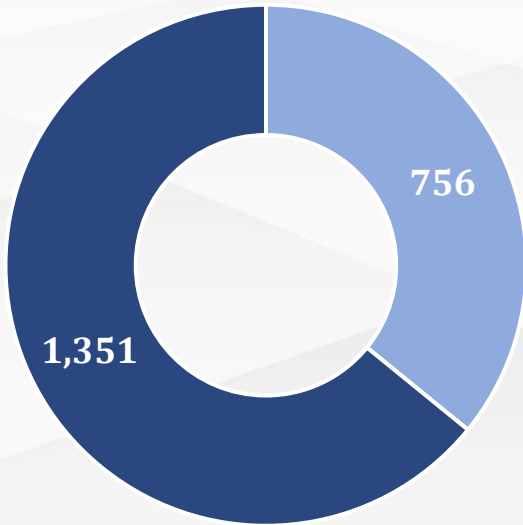


Q4 FY26 Operational Performance

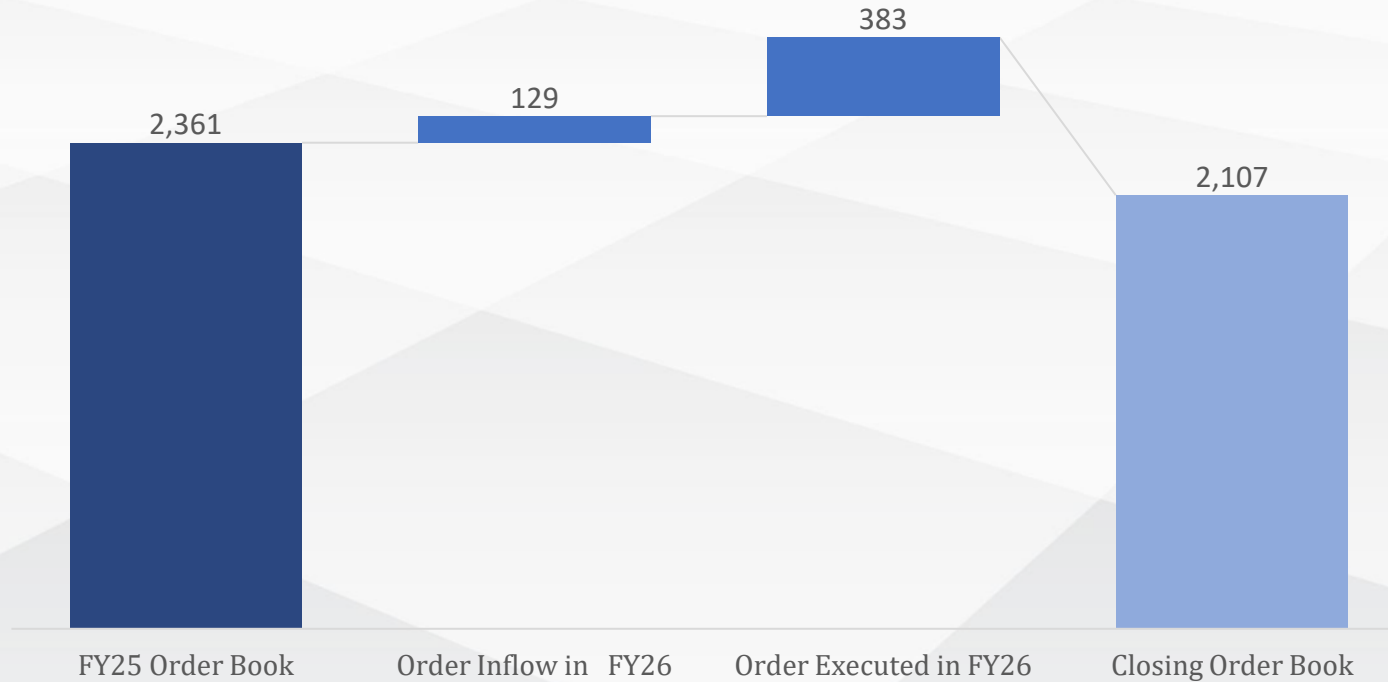
Order Book Split

»» Outstanding Orderbook Value Rs 2,107 Cr as at 31st March 2026

Order Book



■ Hydro & Water ■ Jal Jeevan Mission



**Adjustment in Scope of Work and escalation income adjusted*

Robust Order book

Project	Client	Location	Unexecuted (Rs Cr)
Jal Jeevan Mission (JJM)			1350.56
-Uttar Pradesh – Unnao Bareili sambhal 384 cr shahjapur	SWSM – Namami Gange and Rural Water Supply Dept Rs.71 cr .Shahjapur Rs.129 cr	Uttar Pradesh	566 (including O&M for 10 years)
-BRCPL-OMIL-DARA (JV) Khajuwala O&m 19 cr	Govt of Rajasthan- PHED Rs.370 cr Incl GST	Rajasthan	137.00
-HCC OMIL (JV) Nokha Project O & M 19.27 cr	Govt of Rajasthan-PHED Rs.609 cr incl GST	Rajasthan	230.56
-OMIL JWIL (JV) Muradabad UP Amroha (O&M 153 cr Not included)	Govt of UP-SWSM 608 cr incl GST	Uttar Pradesh	158
-OMIL JWIL (JV) Muradabad UP Rampur (O&M 136 cr Not included)	Govt of UP-SWSM 542 cr	Uttar Pradesh	259
H M component in Dams and other water based infra			756.05
- Shapurkandi Power Project	WRD Punjab	Pathankot, Punjab	119
- Isarda Dam Irrigation Project, Civil & HM	WRD- Govt. of Rajasthan	Tonk, Rajasthan	68.7
- Amravati Irrigation Project , Pipe Laying	Govt. of Maharashtra	Amravati, Maharashtra	77.51 (including O&M)
- Arun 3 Hydroelectric Project, Nepal, HM	SJVN Limited	Sankhuwasabha, Nepal	43.8
- Kunda Pumped Storage Power Project (including sub-contract from Patel Engineering (20.83))	TANGEDCO- Govt. of Tamil Nadu	Niligiri, Tamilnadu	70.36
- Manipur Barrage and Others , HM	Manipur State	Manipur, Imphal	24
- Rwanda Irrigation	Rwanda Irrigation Board Africa (Funded by Exim Bank India)	Rwanda, Africa	1.5
-Tapovan (Uttarakhand) , HM	NTPC	Uttarakhand	28.14
- KWAR Hydropower	Chenab Valley Project	J&K	312.04
- Rampur Project	Govt of UP	Uttar Pradesh	11
Total Order Book			2106.61

Navigating EPC Projects: OM Infra's Participation & Prospects

Core Water & Hydropower

Jal Jeevan Mission — rural piped water supply

AMRUT 2.0 — urban water supply & sewage

Eastern Rajasthan Canal Project (ERCP) — major river interlinking & canal networks

Large Dam / Hydropower Projects — under NHPC, SJVN, THDC, etc.

Pumped Storage Projects (PSP) — national plan to add 50+ GW of storage

Roads & Highways

National Infrastructure Pipeline (NIP) — multi-sector, large EPC works

Bharatmala Pariyojana /NHDP — national highway corridors & expressways

Setu Bharatam — bridges, ROBs/RUBs eliminating railway crossings

Urban, Rail & Smart Cities

Amrit Bharat Station Scheme — redevelopment of railway stations

Smart City Mission — integrated urban water, waste, and transport

State Urban Infrastructure Funds — various city-level infra upgrades

Other Possible

Sagarmala — port and coastal connectivity

Inland Waterways — river transport infra

National Monetisation Pipeline (NMP) — brownfield asset upgrades & O&M

Strong Bid Pipeline

Project	Location
Water Sanitation and Sewage	Odisha
Water Resources Department	Odisha
Water Resources Department	Chhattisgarh
Water Resources Department	Madhya Pradesh
Smart cities and urban Infrastructure	Madhya Pradesh
Hydropower works in NHPC & NEEPCO	-
JJM	Uttar Pradesh

Showcasing Engineering Excellence: Major Hydro Projects by Om Infra

Major Hydro Projects



Koldam Hydro Electric Project


- 800 MW project
- Installation and commissioning work of one of the largest vertical lift gates in the world



Gosikhurd Dam Project

- Executed one of the largest radial gates in the world
- In a large quantity (33 gates)

Marquee Ongoing Projects



Kundah Pump Storage Project

- Order received of Rs 142 crores
- Client - Govt. of Tamil Nadu
- Location- Niligiri



Amravati Irrigation Project

- Order received of Rs 240 crores
- Client - Govt. of Maharashtra
- Location- Amravati



Shapurkandi Power Project

- Order received of Rs 554 crores
- Client - WRD Punjab
- Location- Pathankot




State Water Supply and Sanitation Mission, U. P.

- Order received of Rs 1,300 crores
- Client - State water and sanitation mission
- Location- UP

Major Hydro Projects Under Execution

With diverse products and niche services Om Infra is making a difference



**Hydro power
Projects**



**Pumped Storage
Projects**



**Water & waste water
treatment plants**



**Irrigation
systems**



OM INFRA LTD



COMPANY OVERVIEW

Deep Domain Expertise

Strong Technical and Turnkey Expertise

- One of the few eligible contenders for Large scale Dam projects with strong technical and R&D edge
- The company specializes in providing niche Turnkey solutions for Hydro Mechanical Equipment for Hydropower & Irrigation projects, end to end solutions for water connectivity, Hydro Batteries.

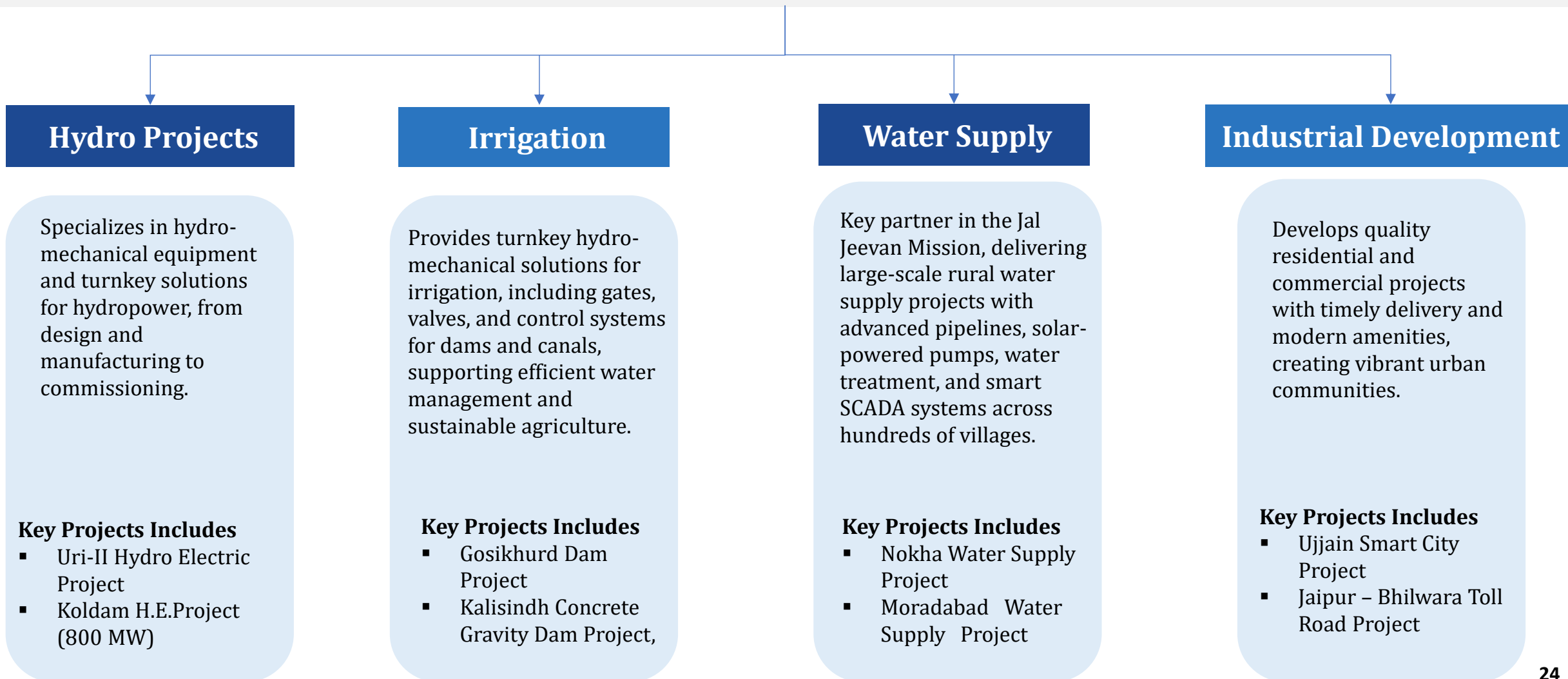
On-Time, On-Budget Dam Projects

- Executed 70+ Hydro Mechanical Turnkey projects over the last 5 decades.
- Some of the significant projects are: Kurichu H.E. project, Bhutan, Upper Krishna project, Almatti dam.

Pumped Storage Projects

- Om Infra is executing Kundah Pumped storage project (1,000 MW)- Largest in India
- With a proven track record and government support for 50GW of PSPs, the company is poised for growth.

RESILIENT BUSINESS MODEL



Strong Investment Thesis

01. Specialized Service Offering in Niche Segment

Timely Project Execution

- Niche turnkey solutions for hydro-mechanical equipment in hydropower and irrigation projects
- Completed **70+** projects over five decades with a strong technical and R&D edge
- Delivered key projects ahead of schedule

02. Capitalizing on Government's Hydro Power Push

Renewable pump water storage demand

- Expansion driven by strong bid pipeline with expertise in civil and hydro mechanical work
- Supported by a Rs 12,461 crore government allocation in hydro projects
- Bid-to-strike ratio currently at a **20-30%**

03. Monetization of Non - Core Assets

Inflows from Arbitration Awards

- Monetization of non-core assets and arbitration awards inflows
- Surplus funds to provide runway for CAPEX and working capital for the next 3-5 years
- Focus on acquiring large orders in river linking, Pumped storage projects, water and water waste treatment



1. Niche Business Model

Hydro Segment



Jal Jeevan Mission:

- Executed Projects worth Rs 1,000 crores and more
- End to End solution from identifying rivers to delivering clean water to every tap



Key Products:

- **Gates:** Radial, Vertical, Stop log, Draft Tube Gates
- **Liners:** Steel, Penstocks and Pressure Shaft
- **Trash Racks**
- All types of Cranes
- Mechanical and Hydraulic Hoists

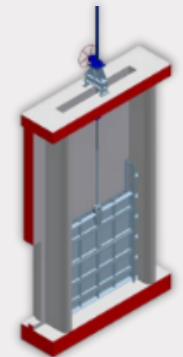


Niche Services:

- **Turnkey Solutions:** Installations, Testing and Commissioning
- **Maintenance:** Long-Term, Short-Term O&M, including On-Site
- **Service:** Repair and Refurbishments works for existing & old power plants



Radial Vertical Gates



Stop Log Gate



Mechanical and Hydraulic Hoists

2. Sectoral Tailwinds: Government's focus on Hydro sector

- India's hydroelectricity generation dropped to a decade low of 8.3%
- The Government of India's ₹3 lakh crore project pipeline offers strong growth potential

Hydropower Projects

- The hydropower capacity to increase from 42 GW to 67 GW by 2031-32.
- 12,340 MW is planned by 2026
- 450 GW renewable energy capacity by 2030

River Linking and Irrigation

- Rs 2,400 crores has been allocated to river linking in Union Budget
- US \$270 billion to be invested in water infra in the next 15 years
- River Linking Projects- Namami Gange, Pradhan Mantri Sichi Yojana.

Jal Jeevan Mission (JJM)

- Rs 67,000 crores allocated to JJM in the Union Budget
- JJM is extended until 2028
- The mission targets 19+ crore households, and has achieved 79.8% completion so far

Hydro Pumped Storage Projects

- Aim to install 74 GW capacity by 2031-32
- Potential to reach 176 GW PSPs in the coming years.
- Hydro Pumped Storage Projects (PSPs) to support faster energy transition with large scale integration of renewable capacity

Jal Jeevan Mission

Strategic Focus and Opportunities driven by Jal Jeevan Mission

Opportunities

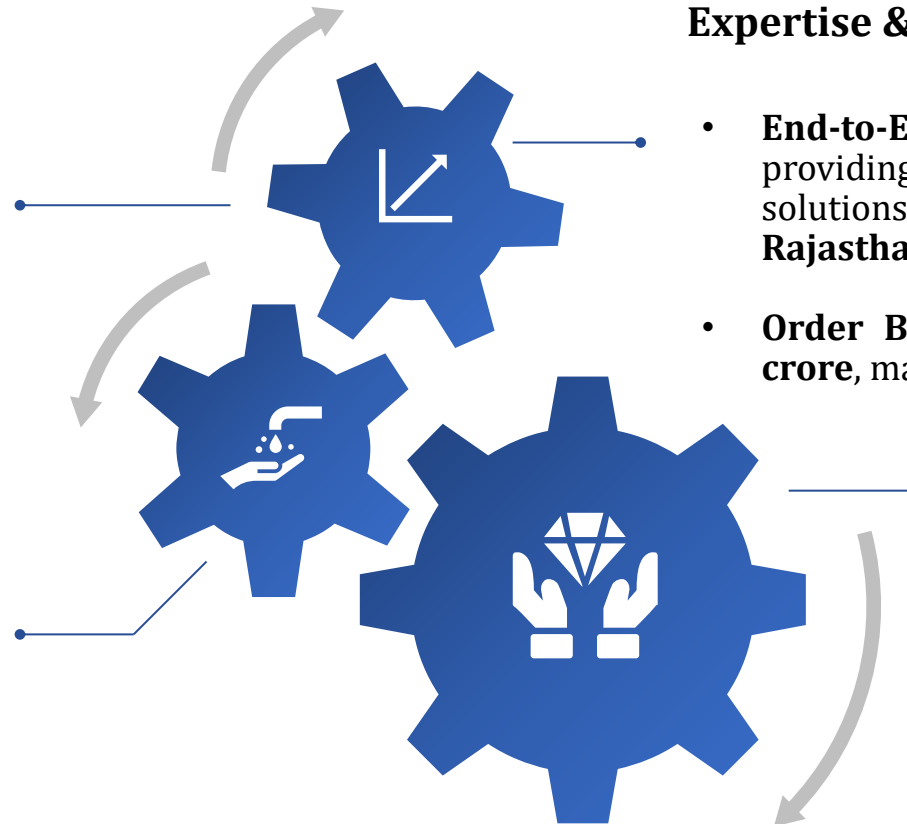
Government Focus & Budget Allocation

- The Government of India has allocated
- **₹ 8.69 lakh crore** extended till 2028 for JJM 2.0.
- **Opportunity Driver:** Approximately 16.1 crore households still lack tap water connections.
- Major States Like **Uttar Pradesh and Rajasthan** still lag behind in terms of tap connection, more funding to come in is expected

Competencies

Expertise & Opportunity

- **End-to-End Solutions:** Om Infra specializes in providing comprehensive water infrastructure solutions in key states like **Uttar Pradesh and Rajasthan**
- **Order Book:** The JJM project represents **Rs 1351 crore**, making up **60%** of the total order book.
- **Strategic Opportunities:** Large opportunities for companies like Om Infra to contribute to the mission's completion.



Pumped Storage Projects

Om Infra has demonstrated its ability to capitalize on opportunities through its marquee projects. Future government initiatives are expected to provide ample runway for growth

Government's Current Focus



- Currently under Execution **~2.7 GW**
- Projects under Planning Stage **~50 GW**
- Water Management via River Inter linking Schemes

Company's leveraging opportunities



- Executing the **largest PSP** projects in India , the Kundah PSP (1,000 MW)
- The unexecuted value of Kundah project is worth **Rs 77 crores as 30th September 2025**

Government's Future Initiatives



- Energy storage systems are expected to reach **55 GW** by 2031-32
- Hydro PSP has a growth potential of **176 GW**
- Focus by GoI on infrastructural development is border areas

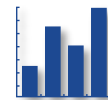
Hydro Mechanical Contracts

Boost for Power Sector: Rs 28,352 Crores ~12,340 MW Hydropower Expansion – A Significant Opportunity



Areas of Excellence

- It is one of the **global leaders** in turnkey hydro mechanical equipment contracts
- The company specializes in gates, liners, trash racks and cranes
- It is currently involved in execution of Hydro-mechanical contracts of more than **2,900 MW**



Achievements

- With a **55+** year track record, Om Infra has successfully executed over **70+** projects worth ~Rs **5000** crores
- Hydro mechanical projects are **30%+** of company's order book
- The company has an in-house manufacturing of all hydro - mechanical equipment

Capitalizing on Government's Hydro Power Push

Budget allocation to the Ministry of Jal Shakti

Rs Cr

Department	2024-25	2025-26(RE)
A. Drinking Water and Sanitation	29,917	74,226
• JJM	22,694	67,000
• SBM-G	7,192	7,192
B. Water Resources	21,641	25,277
• PMKSY	6,621	8,260
• River Linking	3,000	3,400
• Namami Gange	2,000	2,400
• ABY	600	1,780

The Eastern Rajasthan Canal Project (ERCP)

- The Eastern Rajasthan Canal Project (ERCP) will use surplus Chambal River water to provide drinking and irrigation water to southeastern Rajasthan's water-scarce districts
- Leveraging this Opportunity Om Infra plans to bid for up to Rs 2,000 crores in this project

3A. Non-core Assets being Monetized



Real Estate Segment – Rs 600cr+



High end RERA* compliant apartments, Pallacia Jaipur:

- Project Area – 6,46,150 sq ft
- Considerations Collected – Rs 341 crores
- Revenue Recognized – Rs 275 crores
- Remaining Realizable value (Estimated)– Rs 290 crores



Om Green Meadows, Kota:

- Project Area – 3,53,814 sq ft
- Considerations collected – Rs 88 crores
- Revenue Recognized – Rs 63 crores
- Remaining Realizable value (Estimated)– Rs 24 crores



Slum Rehabilitation, Mumbai:

- FSI allowed for ~2 Mn sq.ft development which has potential for residential & Hotel buildings. Om Infra's share in terms of sellable area depend on area sharing ratio after partnering with a reputable branded developer for construction of project.
- Partnered with Valor Estate for their 50% stake and our stake is 17.5% . Om infra do not envisage any further investment in this project. Survey started for shifting of slum to Transit camp from Project land – its expected soon after clearances.

* RERA - Real Estate Regulatory Authority

3B. Arbitration Awards

Expected Cash Inflows in SPV Worth ~ Rs 640 crores

Bhilwara Jaipur Toll Road



(SPV with 51% shareholding)

01

Developed the 212 km road project in Jaipur Bhilwara Stretch and concession agreement terminated by SPV for breach of contract

02

Current Status- PWD deposited 10% of arbitration amount, appeal in High Court is pending

03

Arbitration Award amount – Rs 587 crores (10% already recieved)



Gurha Thermal

(SPV with 50% shareholding)

01

> Concession agreement terminated by SPV for non fulfillment of pre requisite conditions and Appellate Tribunal of Electricity (APTEL) has awarded in favor of SPV

02

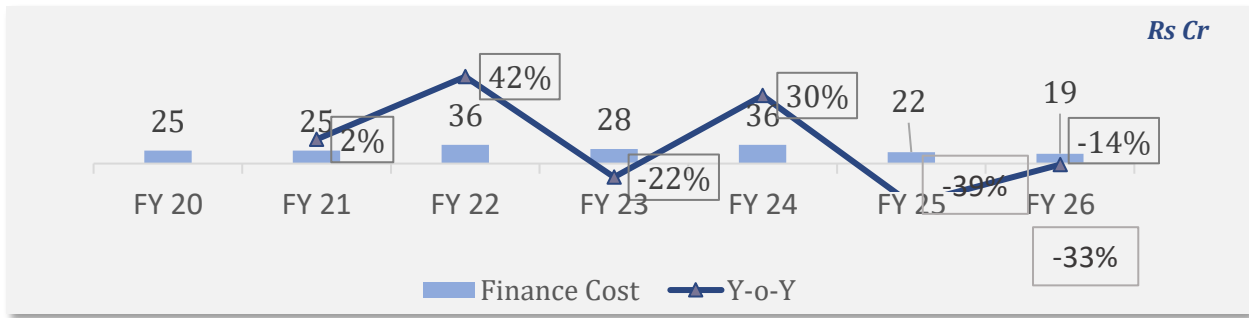
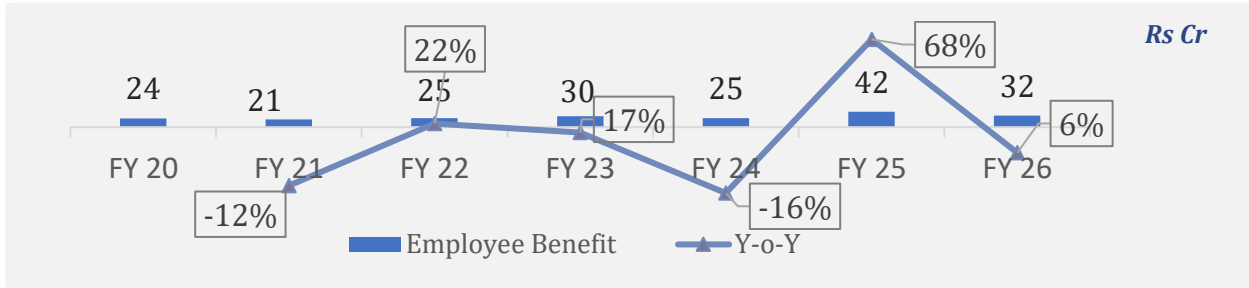
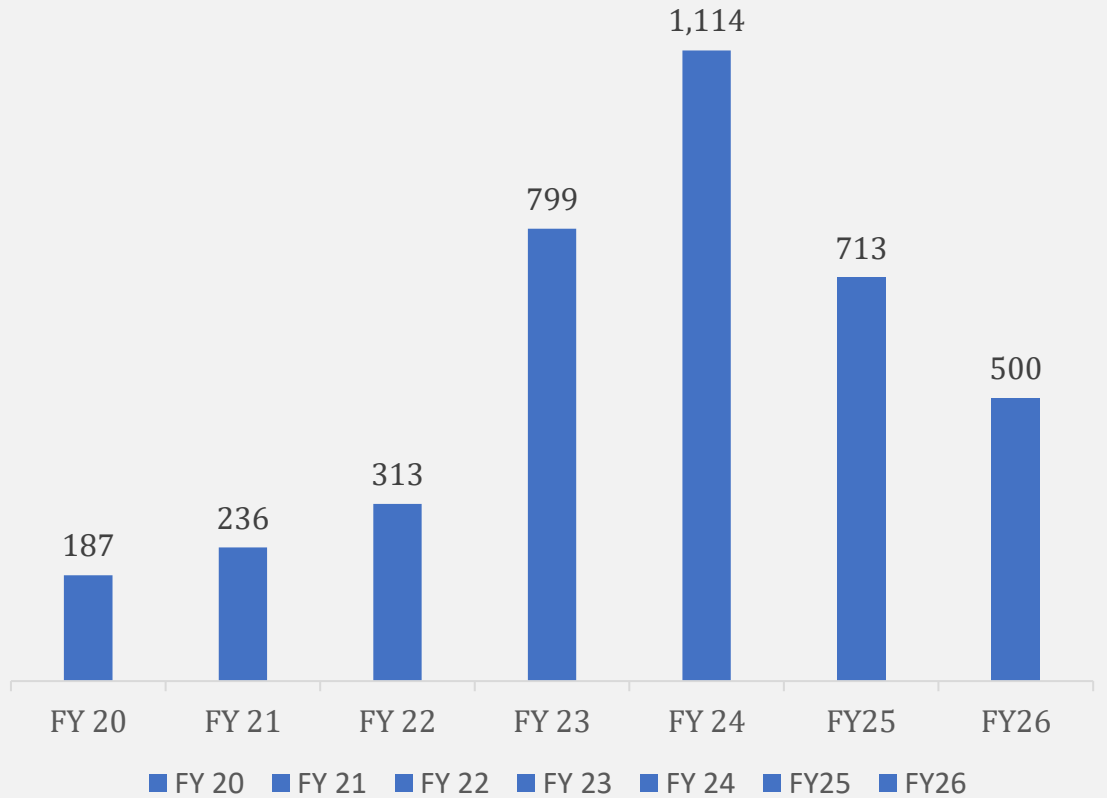
> The award is appealed in Hon'ble Supreme Court by Rajasthan Vidyut Vitran Nigam Ltd

03

> Arbitration Award amount – Rs 53 crores

Financial Trend Overview

Revenue



Growth Outlook for FY27



Revenue Guidance

- Rs 700-750 Crores



EBITDA Guidance

- 7-8 %



Expected Order Inflow

- Rs 1,500 crores
- Targeting Hydro Mechanical projects, Pumped Storage ,STP and Water Infrastructure Projects.



Monetization of Non-core Assets/Arbitration Awards

- ~ 700+ crores in the next 2-3 years



ANNEXURE

History of the Company



OM INFRA LTD



Foundation and Initial Growth (1971-2002)

- **1971** : Post establishment in 1969, the company became operational
- **1995** : Issued IPO & Listing on BSE
- **2001** : First International Project in Bhutan
- **2002** : Entered real estate business and clocked a turnover of Rs. 100 Crore



Expansion and Major Achievements (2003-2015)

- **2003** : Received a project in Vietnam
- **2007** : Won 4 major NHPC contracts within a span of 2 months and raised funds Rs.120 cr via QIP by diluting 20% stake
- **2010** : Clocked a turnover of 200 Crore and received the best SME in Infra sector awards from ICICI/CRISIL.
- **2013** : Diversified into civil construction projects for roads and dams, won the Kalisindh project at Kota, and clocked a turnover of Rs 300 Crore
- **2015** : Completed massive civil construction of a dam for the first time – Kalisindh Dam.



Diversification and International Ventures (2016-2024)

- **2017** : Contract work for Development of Irrigation and Watershed in Africa
- **2022-23** : Received Jal Jeevan Mission Award for ~Rs. 2,000 Cr
- **2023-24** : Company crossed Revenue of Rs 1,000 Cr in FY24



Proven track record of executing projects with Industry leaders



NTPC



NHPC



The World Bank



SJVN



NEEPCO



UJVN



Government Of Gujarat



PWRDA

And many more..

Key Managerial Personnel



C P Kothari
Chairman Emeritus



D P Kothari
Chairman



Sunil Kothari
Vice Chairman



Vikas Kothari
Managing Director & CEO



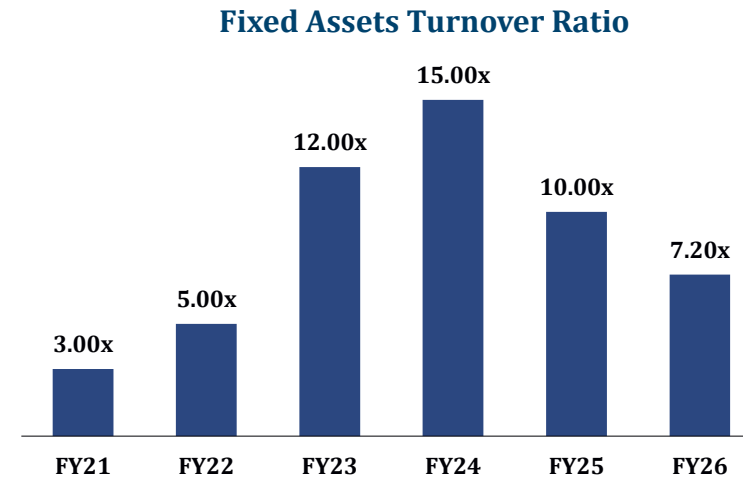
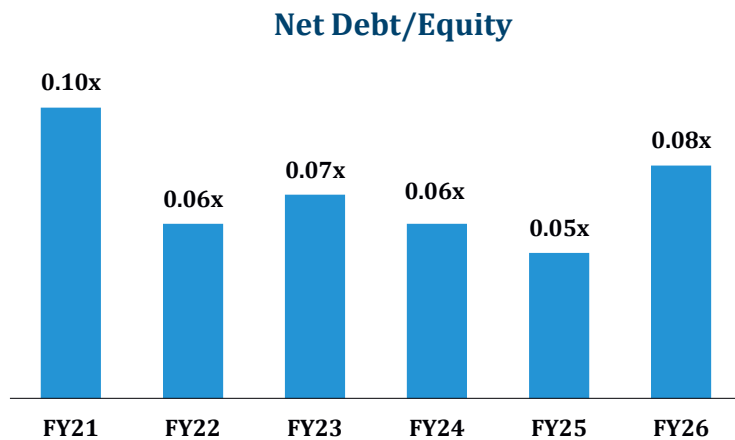
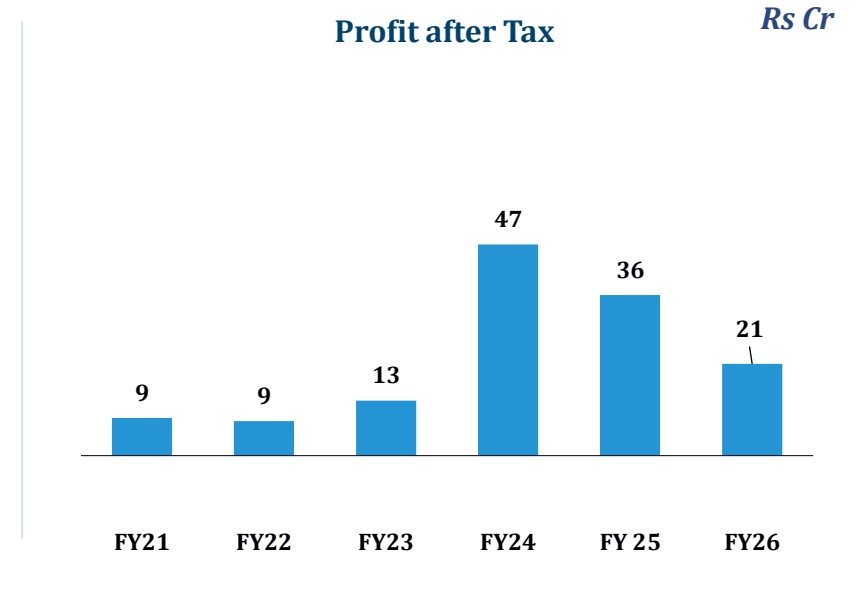
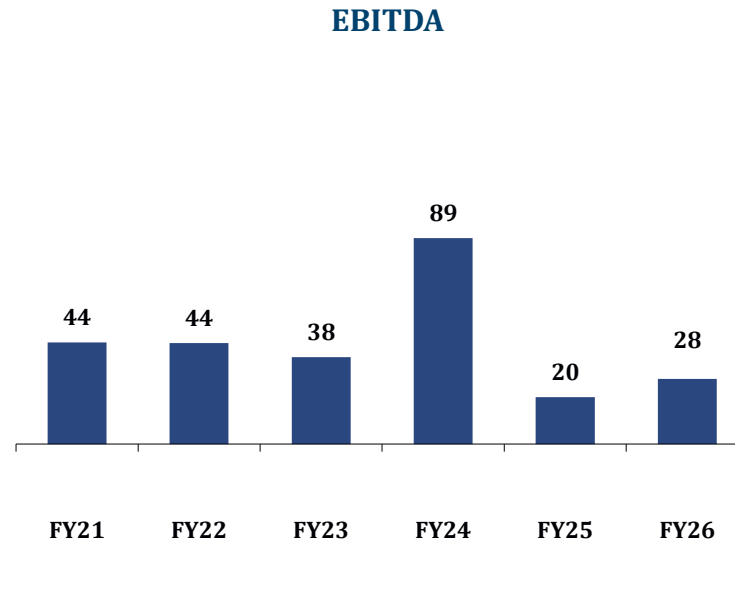
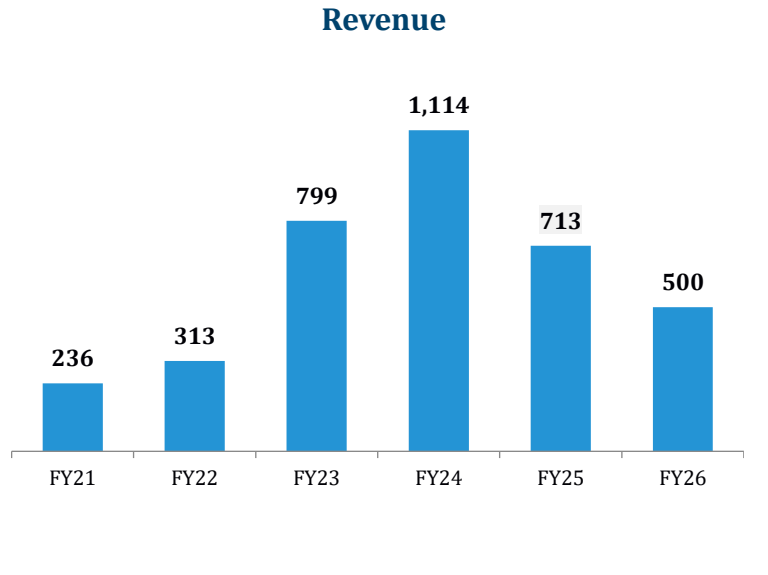
**50% Executive
Directors**

**Well trained human
resource**

**Approx. 200 permanent
employees**

**Median age of
employees 40 years**

Strong Financial Trajectory



*Consolidated Numbers

Consolidated Income Statement

Particulars	FY 22	FY 23	FY 24	FY 25	FY26
Net Sales	313	799	1,114	713	500
Total Expenses	269	762	1,024	693	472
Other Income	10	30	39	36	18
EBITDA	44	38	89	20	28
EBITDA Margin (%)	14%	5%	8%	3%	6%
Depreciation	8	7	7	6	5
Finance Costs	36	28	36	22	19
PBT	11	32	86	28	22
Tax	2	19	39	(8)	2
PAT (attributable to Owner)	9	13	47	36	21
PAT Margins	3%	2%	4%	5%	4%

*Consolidated Numbers

Consolidated - Balance Sheet

Liabilities	FY22	FY23	FY24	FY25	FY26
Total Equity	668	728	769	792	808
Share Capital	10	10	10	10	10
Other Equity	658	673	714	736	753
Non-Controlling Interest	(0.1)	46	46	46	46
Non-Current Liabilities	51	75	71	47	77
Borrowings	13	41	14	4	2
Other Financial Liabilities	14	11	10	8	30
Other Non-Current Liabilities	24	23	47	35	46
Current Liabilities	246	737	616	585	579
Borrowings	64	85	60	67	84
Trade Payables	102	179	101	124	113
Other Current Liabilities	42	449	421	373	358
Total Liabilities and equity	965	1,540	1,456	1,423	1464

Assets	FY22	FY23	FY24	FY25	FY26
Non-Current Assets	509	584	598	568	594
Property, Plant and Equipment	64	77	78	72	72
Capital WIP	1	11	1	2	2
Investment in Property	51	57	57	56	58
Other Non-Current Assets	393	440	463	438	462
Current Assets	456	955	858	855	870
Inventories	184	544	457	404	386
Debtors	84	242	236	285	310
Cash Eq. and Bank	41	75	82	85	80
Loans	108	6	5	0	0
Other Current Assets	35	74	18	16	94
Total Assets	965	1,540	1,456	1,423	1464



OM INFRA LTD



Company Contact

Reena Jain, Company Secretary | cs@ommetals.com



Address

3rd floor, A Block, Om Tower, Church Road,
MI Road, Jaipur – 302 001

CIN : L27203RJ1971PLC003414

Investor Relations : Go India Advisors

Website : Goindiastocks.com

Company Contact

Selina Sheikh

E - selina@goindiaadvisors.com | M - 8433818768

Saloni Ajmera

E - saloni@goindiaadvisors.com | M - 9930577801

Thank You

