

WONDERLA

PARKS AND RESORTS



This presentation and the accompanying slides (the “Presentation”), which have been prepared by **Wonderla Holidays Ltd.** (the “Company”), have been prepared solely for information purposes and do not constitute any offer, recommendation or invitation to purchase or subscribe for any securities, and shall not form the basis or be relied on in connection with any contract or binding commitment whatsoever. No offering of securities of the Company will be made except by means of a statutory offering document containing detailed information about the Company.

This Presentation has been prepared by the Company based on information and data which the Company considers reliable, but the Company makes no representation or warranty, express or implied, whatsoever, and no reliance shall be placed on, the truth, accuracy, completeness, fairness and reasonableness of the contents of this Presentation. This Presentation may not be all inclusive and may not contain all of the information that you may consider material. Any liability in respect of the contents of, or any omission from, this Presentation is expressly excluded.

Certain matters discussed in this Presentation may contain statements regarding the Company’s market opportunity and business prospects that are individually and collectively forward-looking statements. Such forward-looking statements are not guarantees of future performance and are subject to known and unknown risks, uncertainties and assumptions that are difficult to predict. These risks and uncertainties include, but are not limited to, the performance of the Indian economy and of the economies of various international markets, the performance of the industry in India and world-wide, competition, the company’s ability to successfully implement its strategy, the Company's future levels of growth and expansion, technological implementation, changes and advancements, changes in revenue, income or cashflows, the Company's market preferences and its exposure to market risks, as well as other risks. The Company's actual results, levels of activity, performance or achievements could differ materially and adversely from results expressed in or implied by this Presentation. The Company assumes no obligation to update any forward-looking information contained in this Presentation. Any forward-looking statements and projections made by third parties included in this Presentation are not adopted by the Company and the Company is not responsible for such third-party statements and projections.

All Maps used in the presentation are not to scale. All data, information, and maps are provided "as is" without warranty or any representation of accuracy, timeliness or completeness.





Q4 & FY26 | Result Highlights

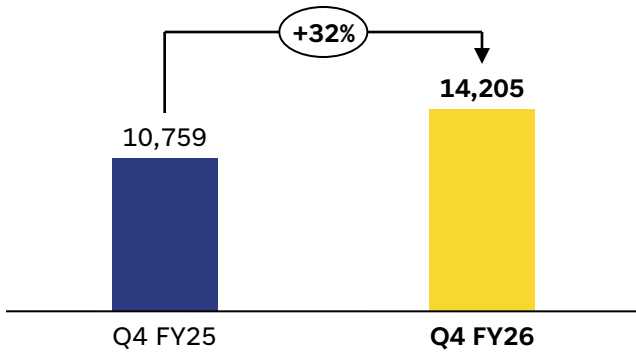
Key Highlights

- ❖ Revenue from operations stood at **Rs. 13,585 lakhs in Q4 and Rs. 51,877 lakhs in FY26**; delivering a strong YoY growth of **40% & 13%** respectively
- ❖ Footfall for the quarter stood at **8.79 lakhs** a growth of **30% YoY** whereas footfall for FY26 stood at **32.19 lakhs**, grew by **6% YoY**
- ❖ Park wise footfall for the Q4 FY26: Bengaluru – **2.19 lakhs**, Kochi – **2.14 lakhs**, Hyderabad – **2.09 lakhs**, Chennai – **1.91 lakhs**, Bhubaneshwar – **0.46 lakhs**
- ❖ EBITDA for the quarter stood at **Rs. 5,001 lakhs**, grew by **64% YoY**. FY26 EBITDA stood at **Rs.19,245 lakhs**, registering a growth of **12% YoY**
- ❖ ARPU in FY26 stood at **Rs. 1,530**, an increase of **6% YoY**. Q4 FY26 ARPU stood at **Rs. 1.465**, up by **7% YoY**
- ❖ Resort business revenue stood at **Rs. 702 lakhs, up by 84% YoY in Q4 & Rs. 2,636 lakhs, up by 56% YoY in FY26**; delivering best-ever quarterly and yearly performance
- ❖ **Chennai Park March quarter Highlights:** Revenue - Rs. 2,950 Lakhs; Average Ticket Price – Rs. 1,054, SPH – Rs. 485; ARPU – Rs. 1,539
- ❖ The board recommended a final dividend of **Rs. 2/-** per equity share

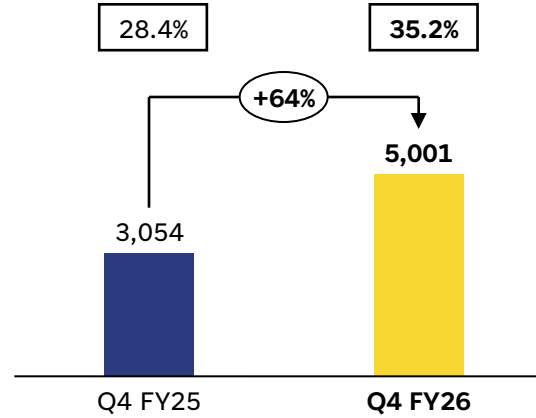


Q4 FY26 Result Highlights

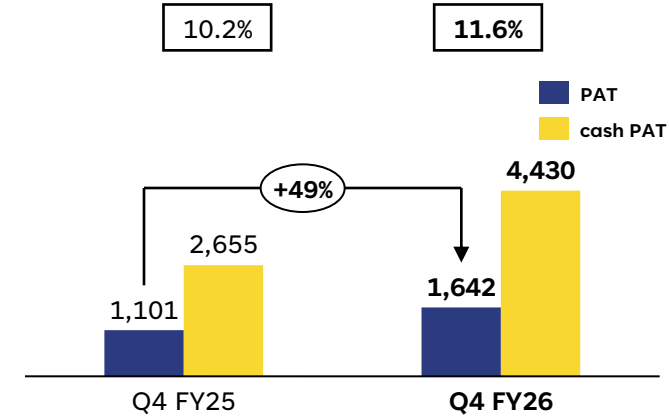
Total Income



EBITDA & EBITDA Margin

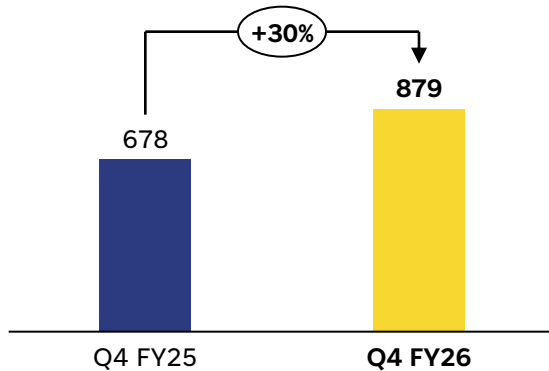


PAT, PAT Margin & CASH PAT

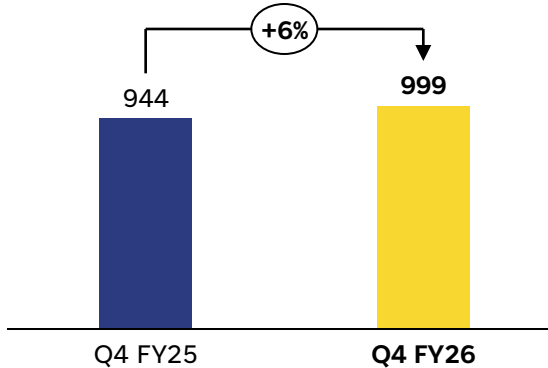


ARPU (in Rs.)

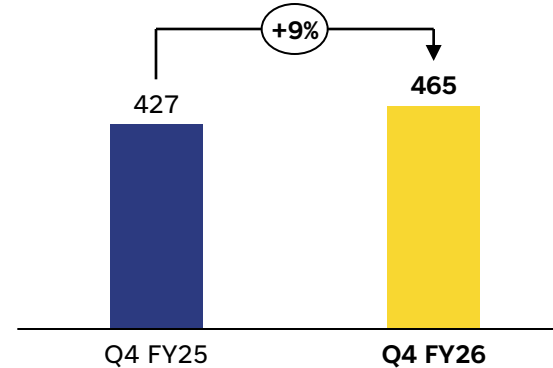
Footfall (in '000)



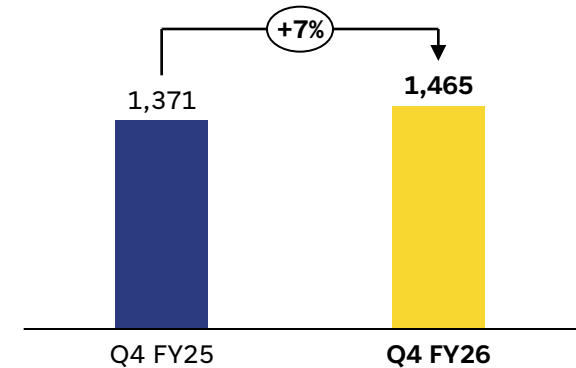
Average Ticket Price



Average Non-Ticket Price

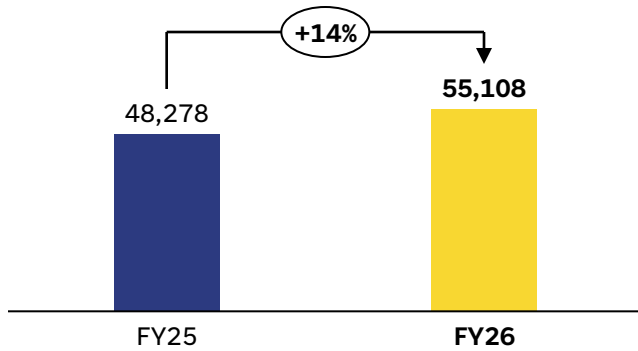


ARPU

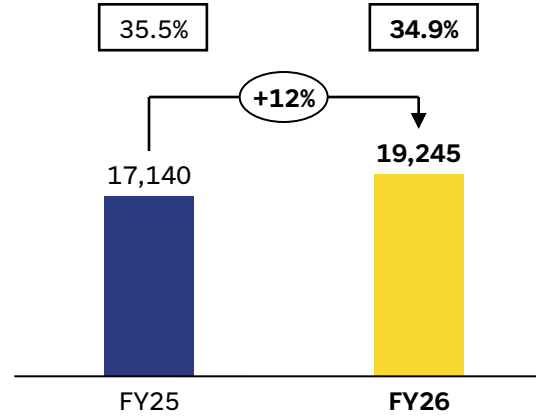


FY26 Result Highlights

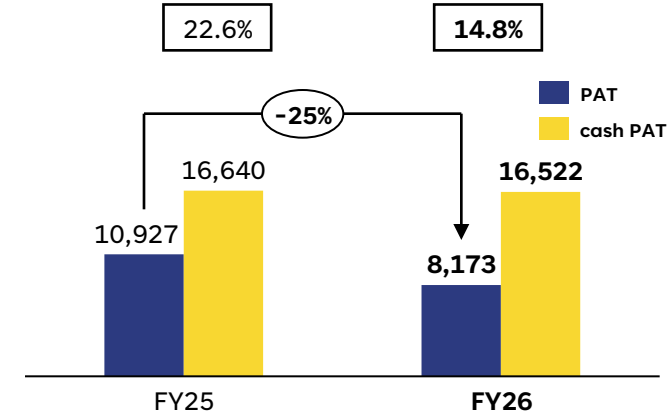
Total Income



EBITDA & EBITDA Margin

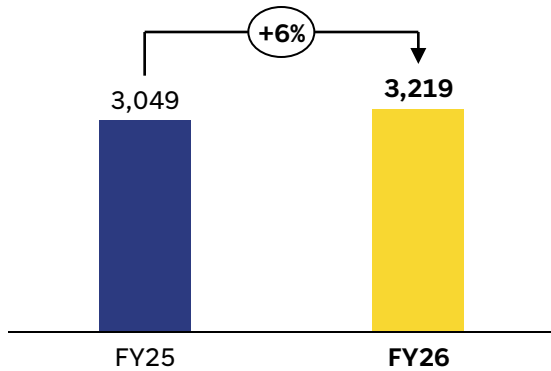


PAT, PAT Margin & CASH PAT

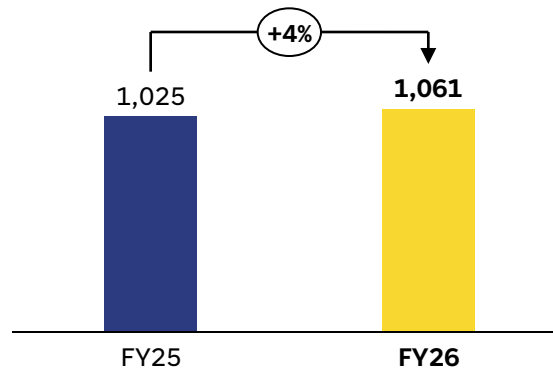


ARPU (in Rs.)

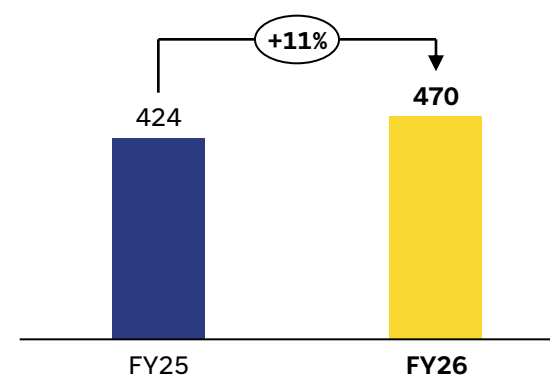
Footfall (in '000)



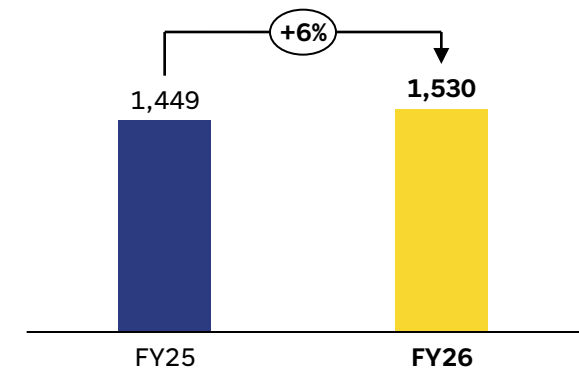
Average Ticket Price



Average Non-Ticket Price

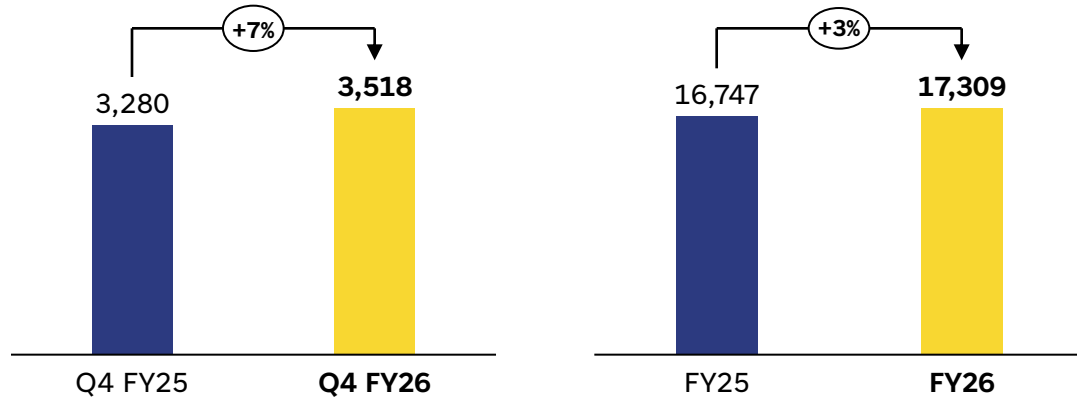


ARPU

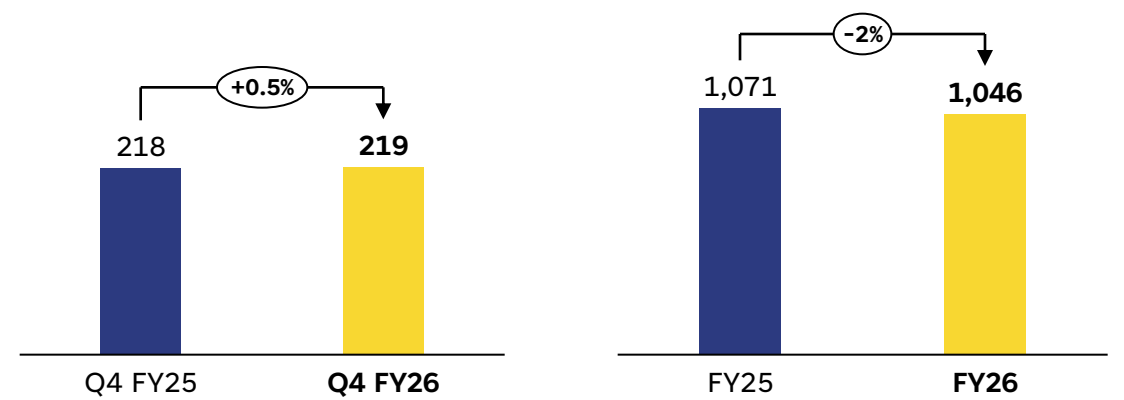


Bengaluru Park – Q4 & FY26 Metrics

Revenue (Rs. Lakhs)

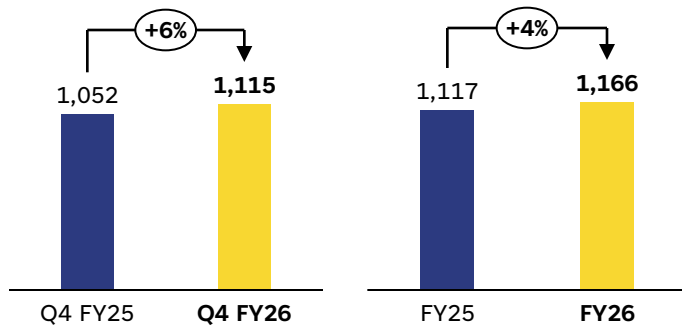


Footfalls (in '000)

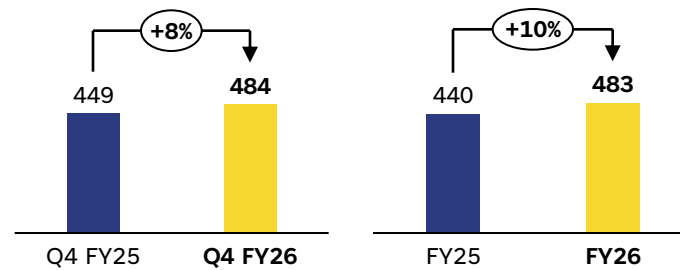


ARPU (in Rs.)

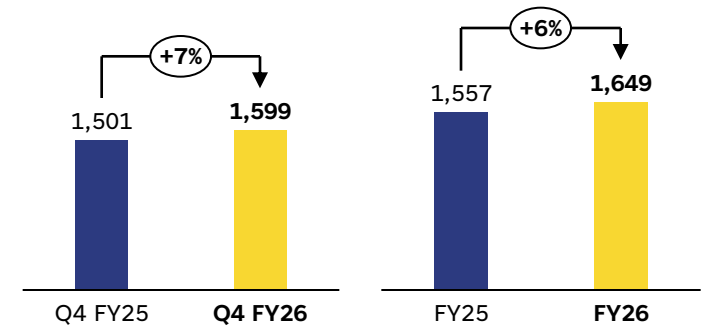
Average Ticket Price



Average Non-Ticket Price

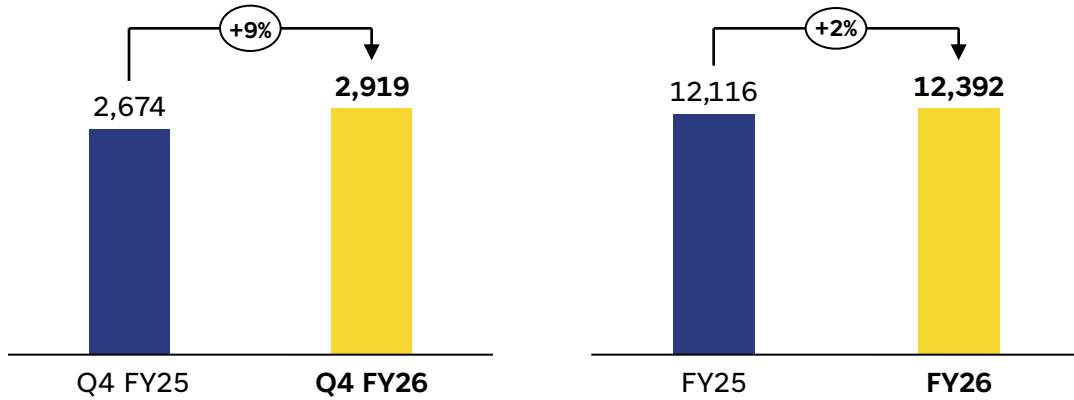


ARPU

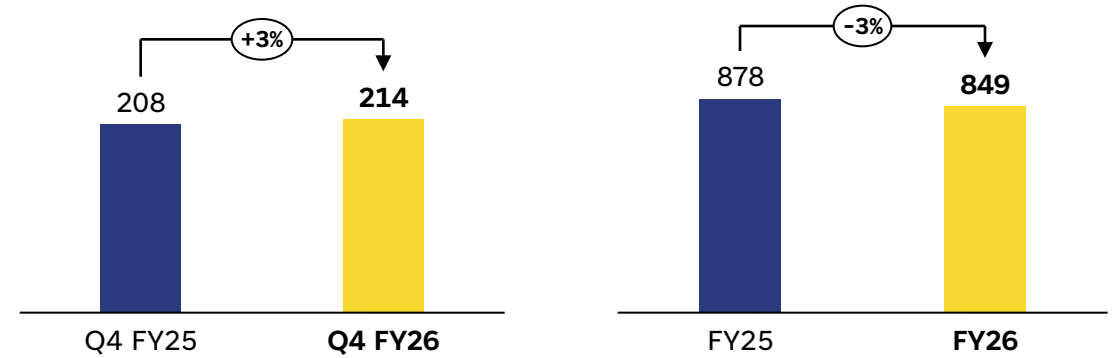


Kochi Park – Q4 & FY26 Metrics

Revenue (Rs. Lakhs)

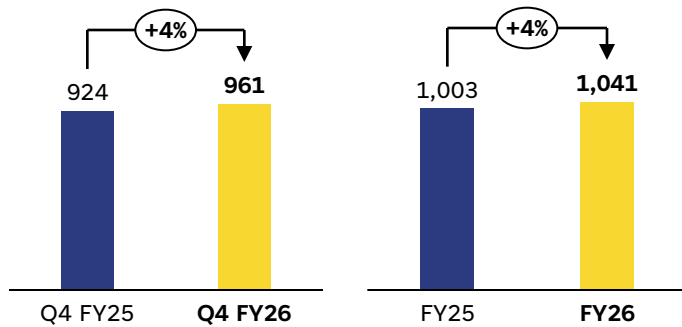


Footfalls (in '000)

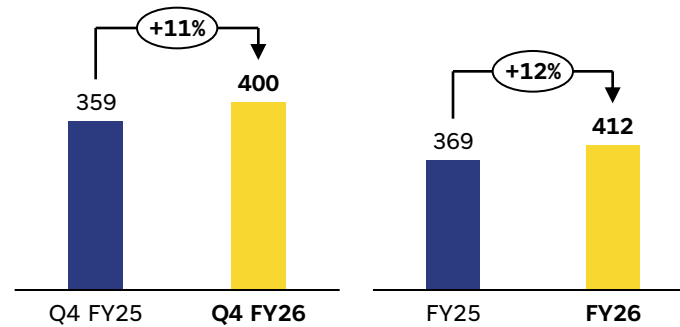


ARPU (in Rs.)

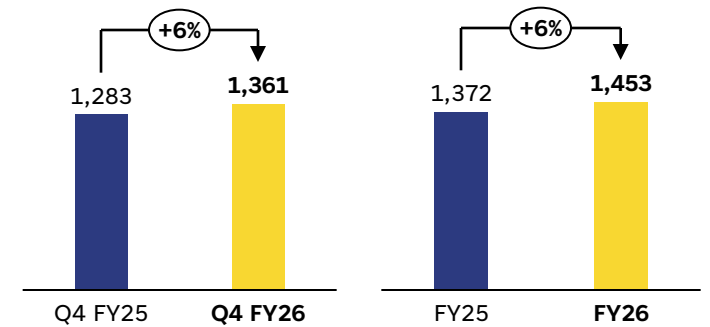
Average Ticket Price



Average Non-Ticket Price

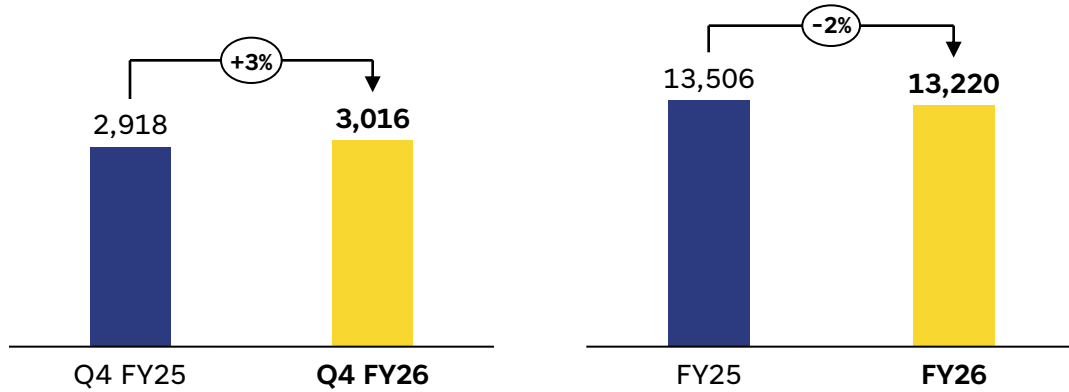


ARPU

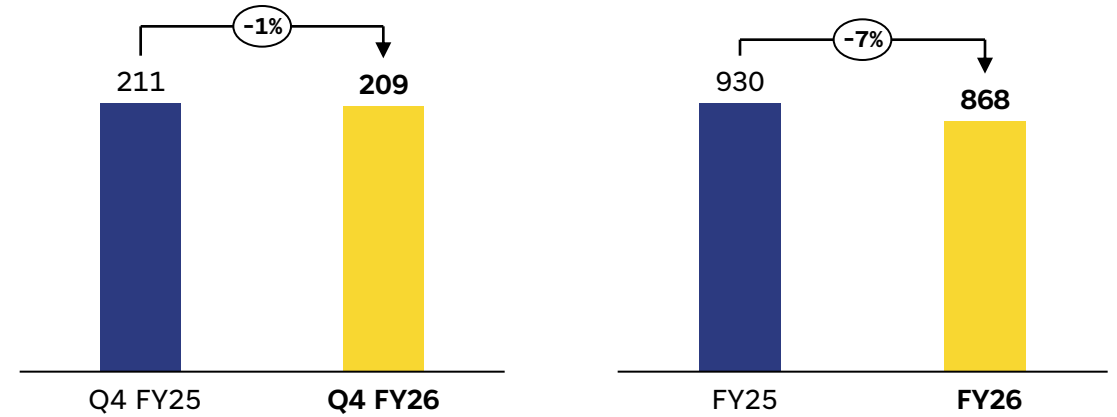


Hyderabad Park – Q4 & FY26 Metrics

Revenue (Rs. Lakhs)

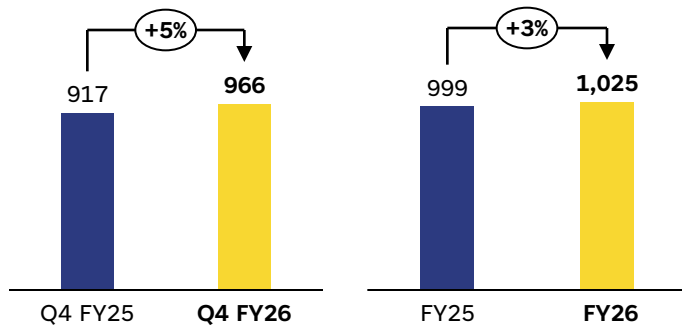


Footfalls (in '000)

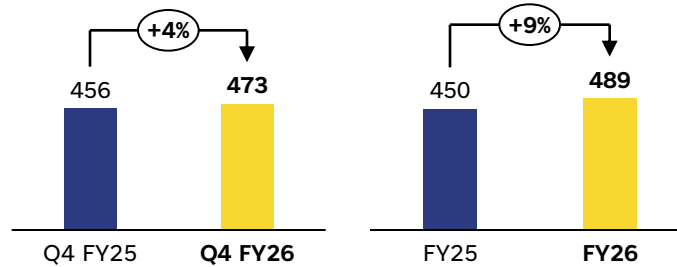


ARPU (in Rs.)

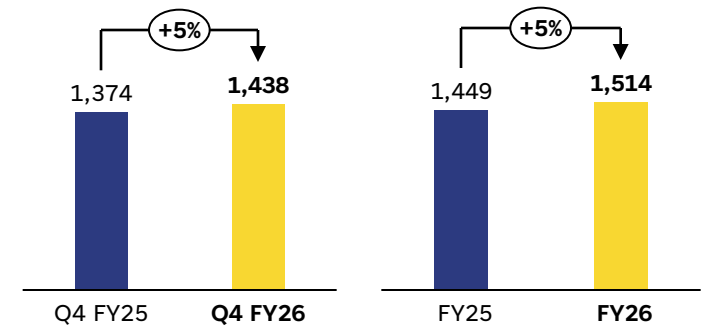
Average Ticket Price



Average Non-Ticket Price

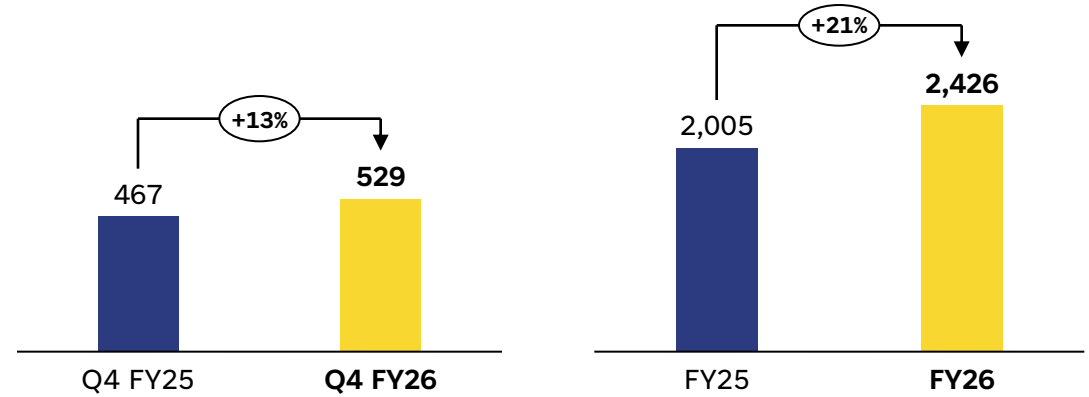


ARPU

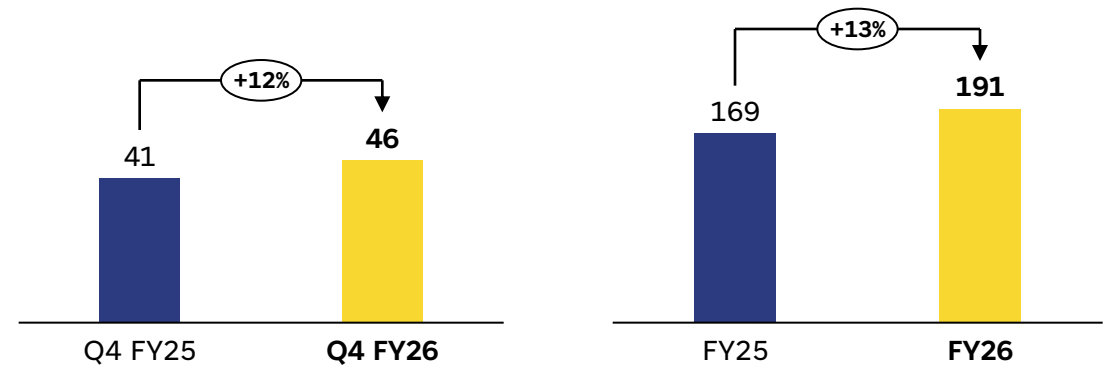


Bhubaneshwar Park – Q4 & FY26 Metrics

Revenue (Rs. Lakhs)

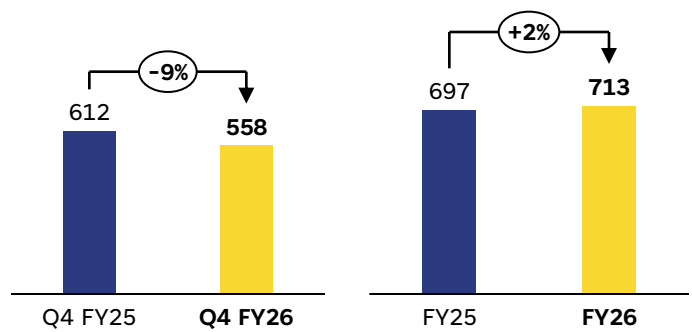


Footfalls (in '000)

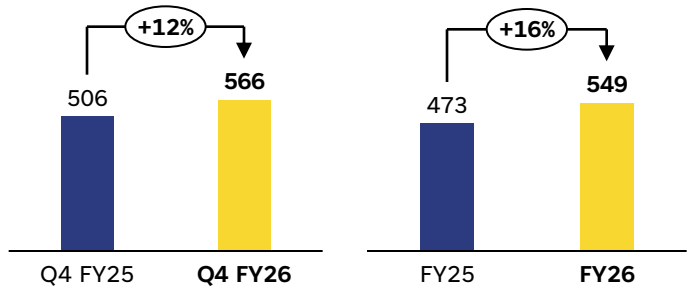


ARPU (in Rs.)

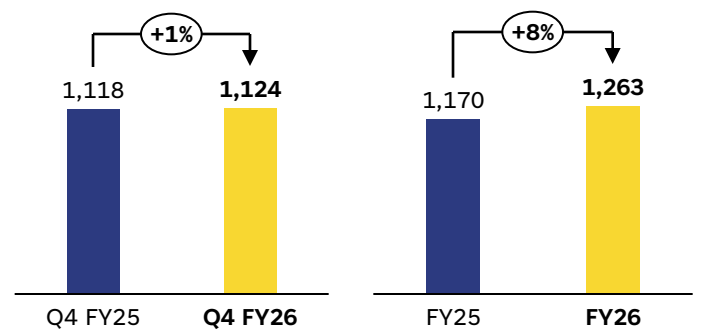
Average Ticket Price



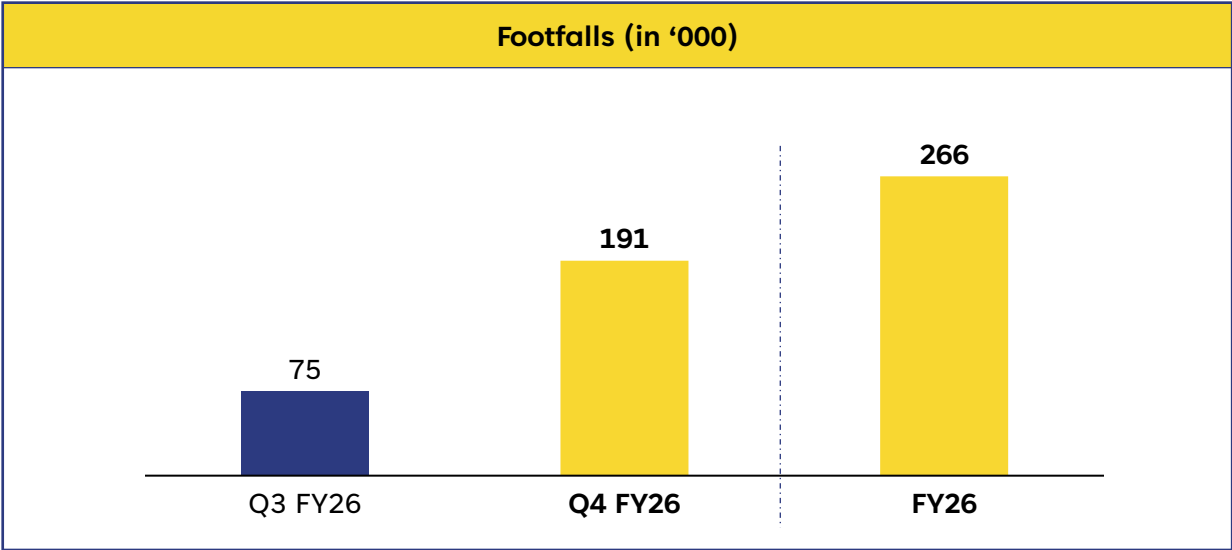
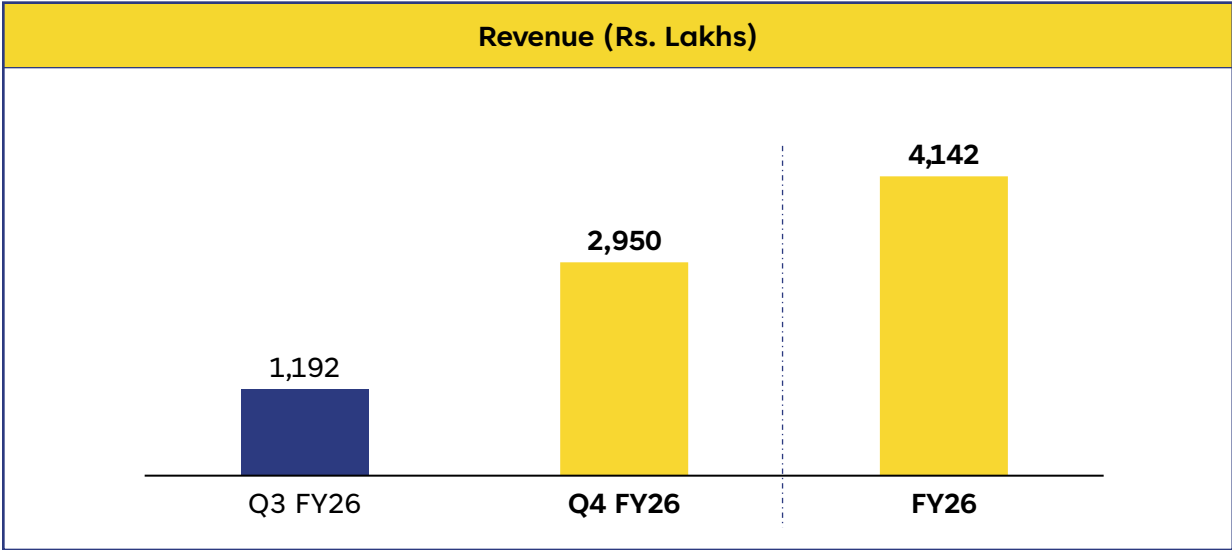
Average Non-Ticket Price



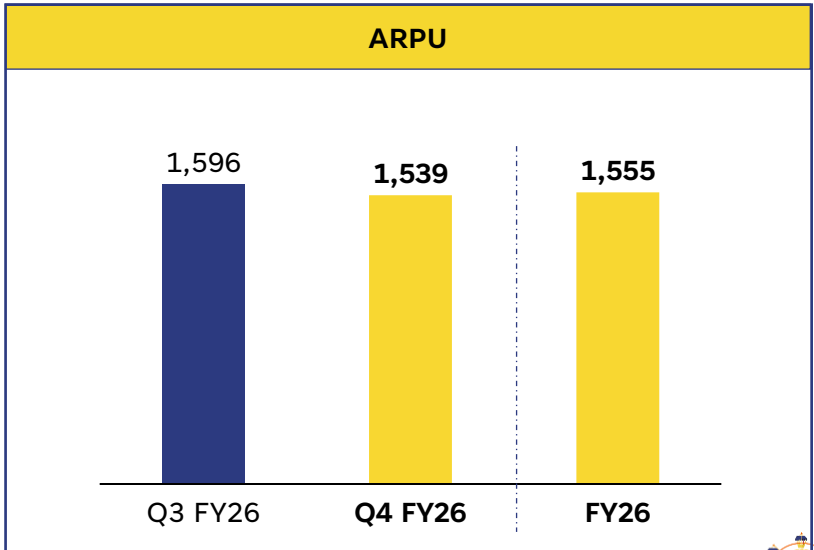
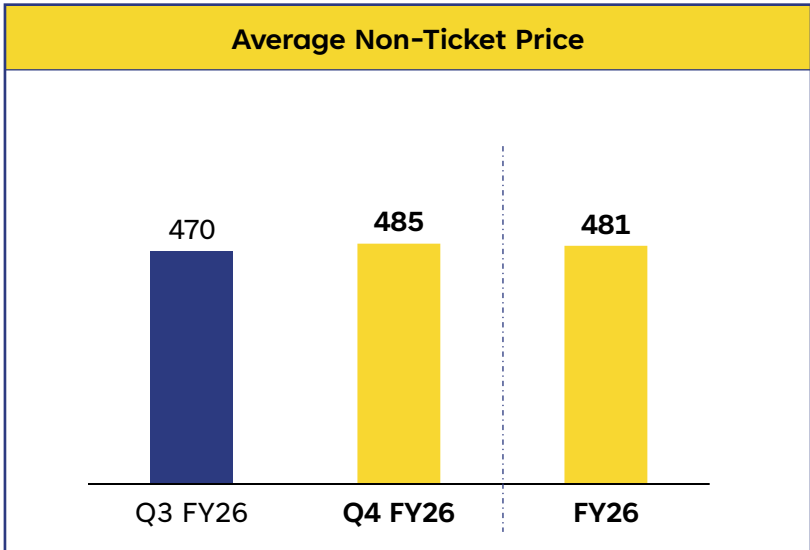
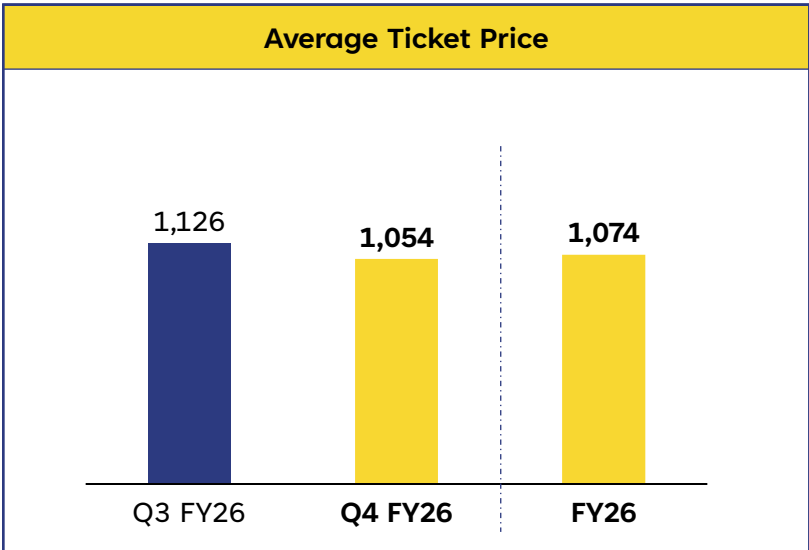
ARPU



Chennai Park – Q4 & FY26 Metrics

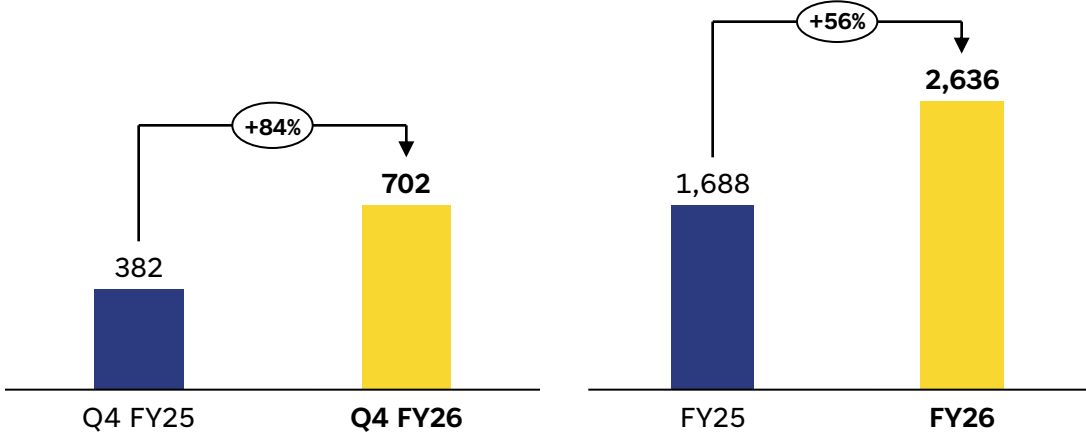


ARPU (in Rs.)

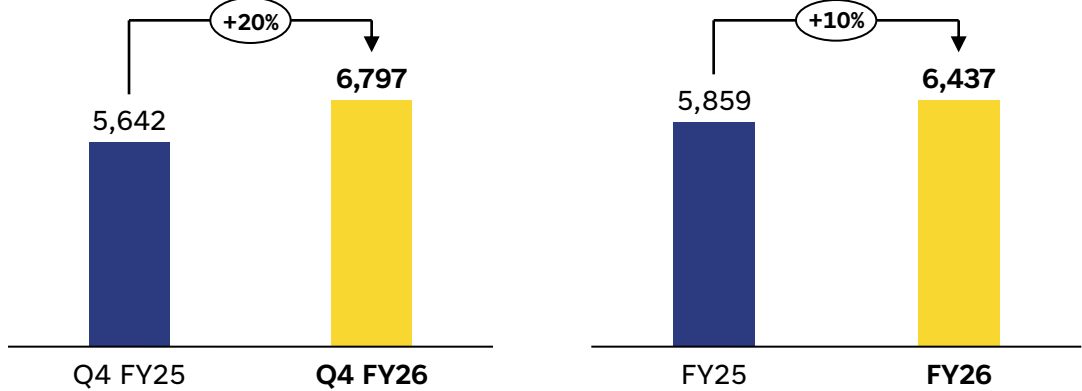


Wonderla Resort & Isle – Q4 & FY26 Metrics

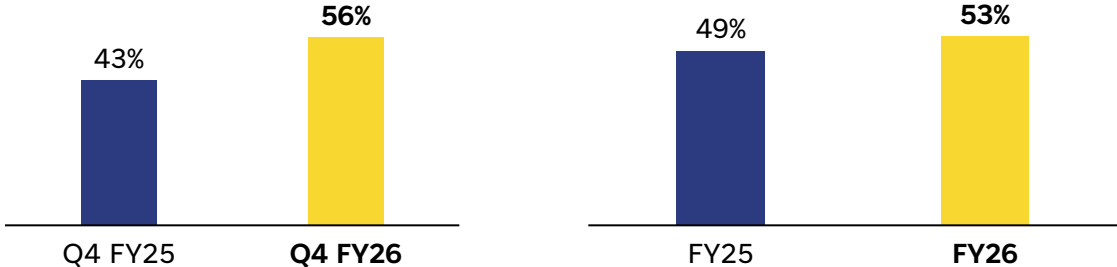
Total Revenue (Rs. Lakh)



Average Room Rental (in Rs.)



Occupancy (%)



Note: for ISLE – 39 new key additions in Q1 FY27

Profit & Loss Statement

Particulars (Rs lakhs.)	Q4 FY26	Q4 FY25	YoY%	Q3 FY26	FY26	FY25	YoY%
Revenue from Operations	13,584.6	9,678.2	40.4%	13,453.0	51,877	45,857.1	13.1%
Other Income	620.3	1,080.7		692.3	3,230.7	2,421.0	
Total Income	14,204.8	10,758.9	32.0%	14,145.3	55,107.9	48,278.1	14.1%
Cost of materials consumed	910.7	725.9		1,020.9	3,577.1	3,015.5	
Purchase of stock-in-trade	507.8	452.4		734.3	2,280.9	2,007.1	
Changes in inventories of stock-in-trade	82.3	-24.2		-160.7	-118.6	26.8	
Employee Expenses	2,240.1	2,015.4		3,091.6	9,386.2	8,153.1	
Other Expenses	5,462.9	4,535.3		5,549.5	20,736.8	17,935.5	
EBITDA	5,000.9	3,054.2	63.7%	3,909.7	19,245.5	17,140.1	12.3%
EBITDA Margin (%)	35.2	28.4%		33.3%	35.7%	35.5%	
Depreciation	2,788.0	1,553.9		2,098.9	8,348.9	5,712.2	
Finance Cost	14.1	21.6		26.3	63.1	73.0	
Profit before Tax	2,198.9	1,478.7		1,784.5	10,833.4	11,355.00	
Tax	556.5	377.7		336.1	2,660.0	427.6	
Profit after Tax	1,642.3	1,101.0	49.2%	1,448.4	8,173.4	10,927.4	-25.2%
PAT Margin (%)	11.6%	10.2%		10.2%	14.8%	22.6%	
EPS	2.59	1.74		2.28	12.89	18.61	

Balance Sheet

Particulars (Rs. Lakhs)	Mar-26	Mar-25
EQUITY AND LIABILITIES		
Equity		
Equity share capital	6,342.3	6,340.9
Other equity	1,77,347.4	1,66,027.6
Total Equity & Liabilities	1,79,689.7	1,72,368.5
Liabilities		
Non-Current Liabilities		
Financial Liabilities		
(i) Borrowings	124.0	-
(ii) Lease liabilities	437.1	472.4
Provisions	1,599.2	1,020.9
Deferred tax liabilities (net)	5,192.4	4,983.6
Total Non-Current Liabilities	7,352.7	6,476.9
Current Liabilities		
Financial Liabilities		
(i) Borrowings	28.6	30.5
(ii) Lease liabilities	35.5	29.2
(iii) Trade payables	5,032.8	4,227.3
(iv) Other financial liabilities	951.7	1,857.5
Other current liabilities	1,100.1	585.4
Provisions	508.4	585.2
Total Current Liabilities	7,656.9	7,315.1
TOTAL EQUITY AND LIABILITIES	1,94,699.2	1,86,160.5

Particulars (Rs. Lakhs)	Mar-26	Mar-25
ASSETS		
Non-Current Assets		
Property, plant and equipment	1,30,766.6	94,135.1
Right to use assets	983.4	1,038.6
Capital work-in-progress	10,293.9	22,548.1
Intangible assets	466.5	569.1
Intangible assets under development	-	67.2
Financial Assets		
(i) Loans	11.3	11.4
(ii) Other financial assets	252.3	265.4
Income tax assets (net)	48.8	48.8
Other non-current assets	3,597.1	5,800.3
Total Non-Current Assets	1,46,419.9	1,24,483.9
Current Assets		
Inventories	1,854.7	1,398.9
Financial Assets		
(i) Investments	40,248.1	13,595.9
(ii) Trade receivables	269.2	454.7
(iii) Cash and cash equivalents	1,679.5	1,924.2
(iv) Other balances with banks	479.0	40,376.5
(v) Loans	75.9	79.5
(vi) Other financial assets	18.2	943.2
Other current assets	3,654.9	2,707.5
Total Current Assets	48,279.4	61,480.4
Assets held for sale		196.05
TOTAL ASSETS	1,94,699.2	1,86,160.5



Marketing Initiatives & Events

Marketing Initiatives

WONDERLA

You make my heart explode!
The ride? Or me?

LOVE EXPLODES
TICKET FOR TWO
₹3185 ₹1999
VALENTINE'S DAY SPECIAL OFFER

T&C APPLY

WONDERLA

RIDE HIGH THIS SANKRANTI!

25% OFF

T&C APPLY

WONDERLA

25% OFF
REPUBLIC DAY LONG WEEKEND OFFER

YOUR LONG WEEKEND FUN STARTS HERE!

BOOK NOW AND COME ANYTIME BETWEEN 24TH-26TH JAN!

T&C APPLY

WONDERLA
PARKS AND RESORTS

VALENTINE'S SPECIAL

SKY WHEEL DINE

₹690
₹449

7th - 14th FEB 2026

T&C APPLY

WONDERLA
IPPO NAMMA CHENNAI

Intha Pongalukku Maja Panna Ready?

20% OFF
ON TICKET + BUFFET

T&C APPLY

WONDERLA

CELEBRATE NEXT BIRTHDAY WITH WONDERLA RIDES!

BLAST B'DAYS
GET A FREE TICKET
ON YOUR BIRTHDAY MONTH

T&C APPLY

WONDERLA

UP FOR LONG WEEKEND THRILLS?

25% OFF
REPUBLIC DAY LONG WEEKEND OFFER

BOOK NOW AND COME ANYTIME BETWEEN 24TH - 26TH JAN!

T&C APPLY

WONDERLA

Holi Day

30% OFF

THIS HOLI, THRILL EXPLODES IN COLORS!

T&C APPLY



New Addition to Portfolio
Chennai Park



26th

JANUARY

HAPPY REPUBLIC DAY





HAPPY
Valentine's
DAY




H a p p y



HOLI



Brand Mascot - Chikku Activation





Shawarma Burger **New-product Launch**

Special Pongal
Nonveg Thali



Sankranti Special



Korean Noodles
New Product Launch



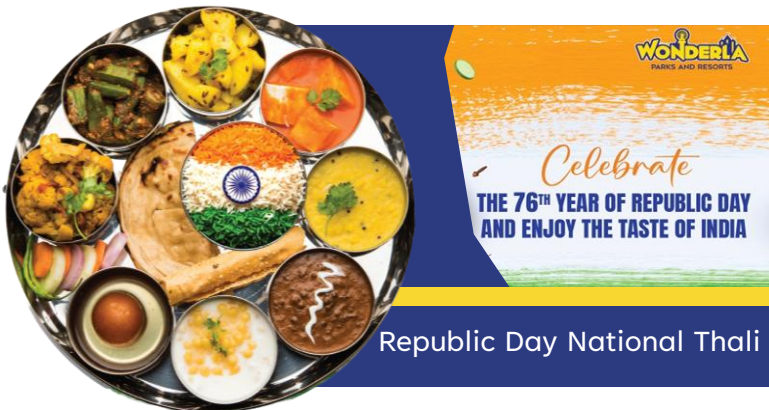
Limited Time Promotion
Mediterranean Food Festival
15th Aug to 14th Sep



Limited Time Promotion French
Fries Week



Momo (Tandoori & Chilli)
New-product Launch



Republic Day National Thali



New-product Launch
Wraps & Rolls



New-experience Launch
@ Isle (Floating Pool
Meal)



Company Overview

Wonderla - India's most loved amusement park



Vision

Adding 'Wonder' to lives and bringing people closer.



Mission

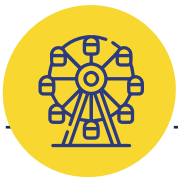
Build and operate resource efficient amusement spaces to deliver a fun, thrilling, and hygienic experience to our guests.

- **One of the Most visited parks in India:**

Wonderla parks have been visited by over **48 million*** visitors since 2000, making us the most visited amusement park in India

- **Two decades of experience (since launch of first park) in running parks in 5 different cities:**

Kochi, Bengaluru, Hyderabad, Bhubaneshwar and Chennai



5

Amusement Parks



230

Fun Rides



23

Restaurants



5

Banquet Halls



7

Food courts




3[#]

Lounge bars

A Complete Family Entertainment Destination...

Wonderla parks provide a rare avenue for families and friends to bond together in a wonderful outdoor environment. The parks deliver a safe, out-of-the-ordinary and highly memorable experience.



... with Signature Rides across Parks



Recoil



Tanjora



Equinox



Wonder Splash

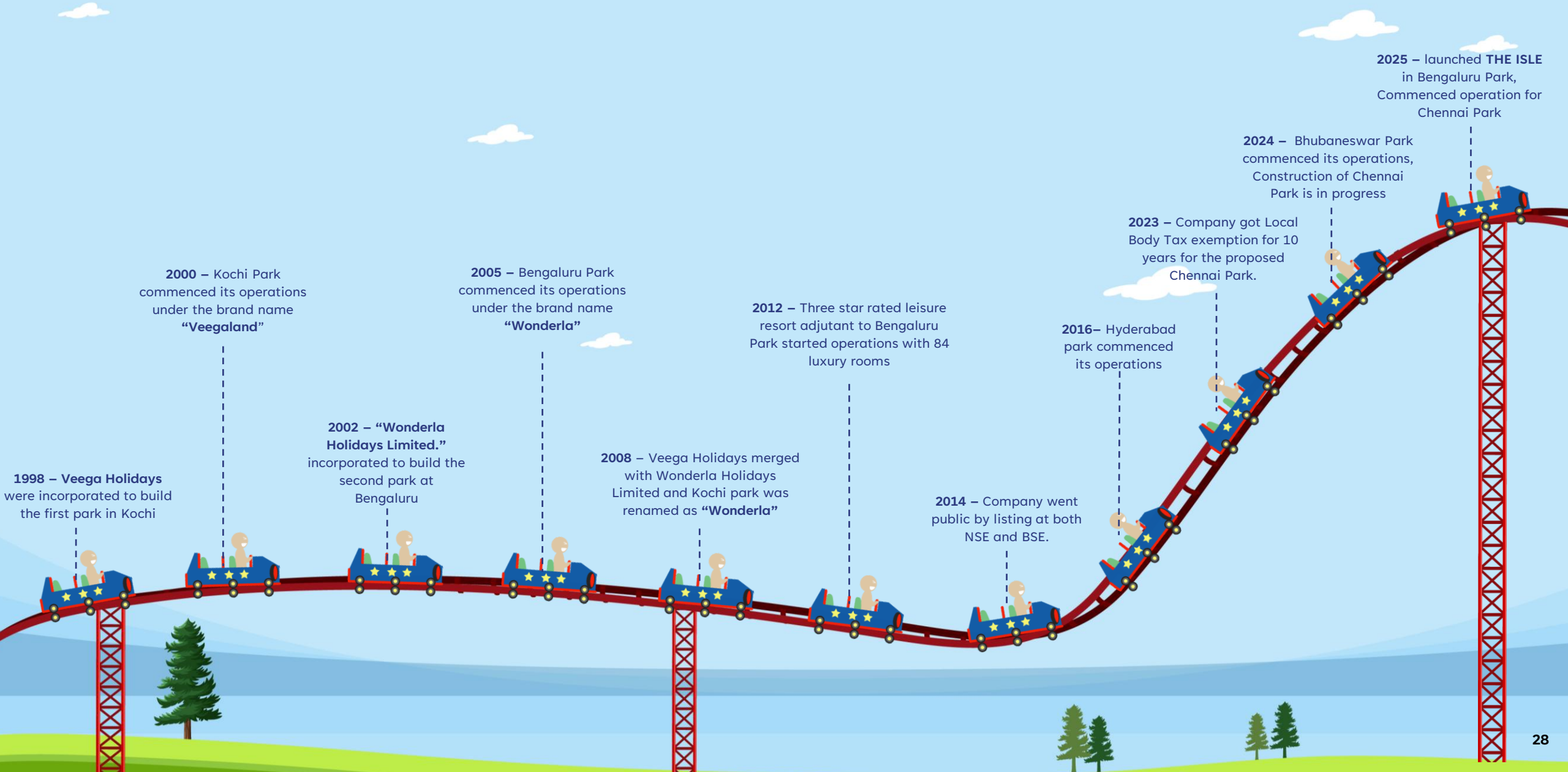


Mission Interstellar

... with Signature Rides across Parks



Key Milestones



2025 – launched **THE ISLE** in Bengaluru Park, Commenced operation for Chennai Park

2024 – Bhubaneswar Park commenced its operations, Construction of Chennai Park is in progress

2023 – Company got Local Body Tax exemption for 10 years for the proposed Chennai Park.

2016– Hyderabad park commenced its operations

2012 – Three star rated leisure resort adjutant to Bengaluru Park started operations with 84 luxury rooms

2014 – Company went public by listing at both NSE and BSE.

2008 – Veega Holidays merged with Wonderla Holidays Limited and Kochi park was renamed as “Wonderla”

2005 – Bengaluru Park commenced its operations under the brand name “Wonderla”

2002 – “Wonderla Holidays Limited.” incorporated to build the second park at Bengaluru

2000 – Kochi Park commenced its operations under the brand name “Veegaland”

1998 – Veega Holidays were incorporated to build the first park in Kochi

Experience at Helm – Board of Directors & Senior Management Team



Mr. Arun K. Chittilappilly

Executive Chairman &
Managing Director



Mr. R. Lakshminarayanan

Non-Executive Vice-Chairman



Ms. Priya Sarah Cheeran Joseph

Non-Executive Director



Mrs. Anjali Nair

Independent Director



Mr. Kasaragod Ullas Kamath

Independent Director



Mr. Madan Padaki

Independent Director



Mr. A Radhakrishna

Independent Director



Mr. Saji K Louiz

Chief Financial Officer




Mr. Dheeran Choudhary

Chief Operating Officer



Mr. Srinivasulu Raju Y

Company Secretary & Compliance Officer





Strategic Location

All the three parks have **good connectivity** to major cities making it attractive tourist destination for pan India

In-house ride designing and manufacturing capabilities

Leverages specific cost efficiencies and enhances **maintenance efficiency** of rides. This capability allows for the **customization and modification** of purchased rides

Superior Brand Recall

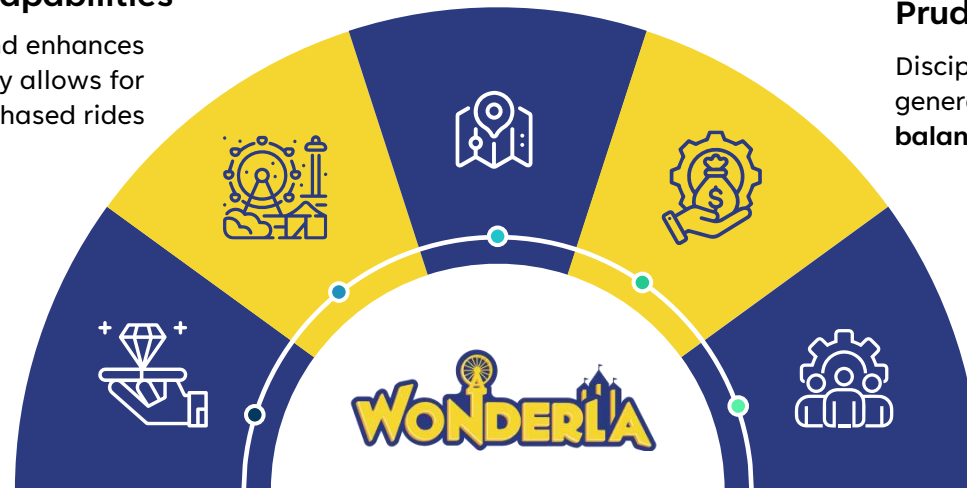
Established as strong brand amongst visitors evidenced by better customer ratings & reviews, arises from its ability to provide memorable experiences and consistently **introduce innovative attractions**

Prudent Capital allocation

Disciplined capital allocation over the decades. Focus on generating substantial cash flows & maintaining **debt free balance sheet**

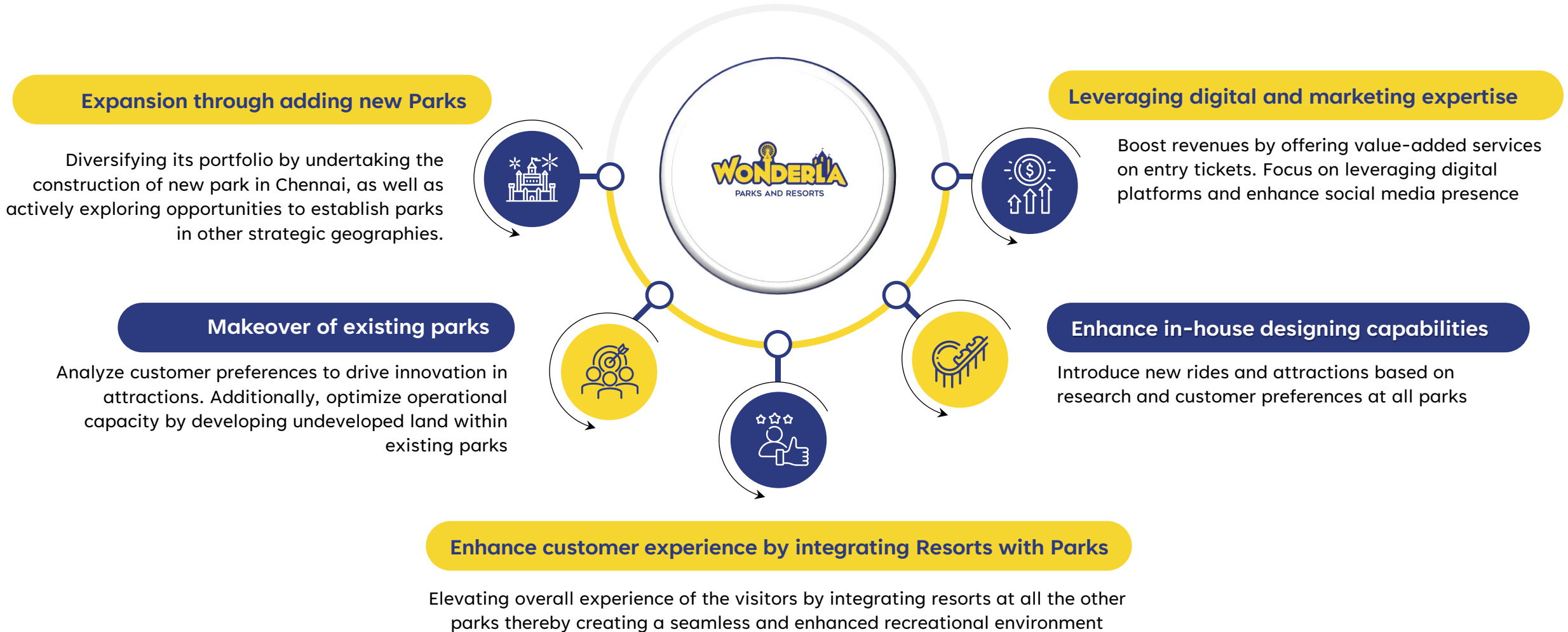
Experienced Management Team

Experienced **Promoters** supported by professional senior management team





**WHAT'S
NEXT**



Chennai Park

Operations commenced on 2nd Dec



The ISLE at Bengaluru Park

operations commenced in Q1 FY26



For further information, please contact:

Company:



Wonderla Holidays Ltd.

CIN:L55101KA2002PLC031224

Mr. Saji K Louiz, Chief Financial Officer

investors@wonderla.com

Investor Relation Advisors:



MUFG Intime India Private Limited

A part of MUFG Corporate Markets, a division of MUFG Pension & Market Services

Mr. Omkar Bagwe

+91 9987989229

omkar.bagwe@in.mpms.mufg.com

Mr. Sumeet Khaitan

+91 7021320701

sumeet.khaitan@in.mpms.mufg.com



For Meeting request - [Click here](#)

Thank you !