



Premier Explosives Limited

May 29, 2026

ISO 9001 REGISTERED



DNV

DNV Certification B.V. The Netherlands



MGMT. SYS.
RvA C 024

To
The General Manager
Department of Corporate Relations
BSE Limited
Sir Phirozé Jeejeebhoy Towers,
Dalal Street, Fort,
Mumbai -400 001

Scrip code: 526247

To
The Vice President,
Listing Department
**The National Stock Exchange of India
Limited**
Exchange Plaza, Bandra Kurla Complex,
Bandra (East), Mumbai 400 051

Scrip code: PREMEXPLN

Dear Sirs,

Sub: Presentation on Fourth Quarter and Year ended 31st March, 2026 results.

In connection with the conference call with the Investor Analysts, the schedule of which has already been intimated to you, please find attached, the presentation on the Fourth Quarter and Year ended 31st March, 2026 results.

This is for your kind information and record.

Thanking you,

Yours faithfully,
For **Premier Explosives Limited**

K. Jhansi Laxmi
Company Secretary
Encl: a/a



Premier Explosives limited

Igniting Flares Propelling Excellence

Investor Presentation – Q4 & FY26

Safe Harbour



This presentation and the accompanying slides (the “Presentation”), which have been prepared by **Premier Explosives Limited** (the “Company”), have been prepared solely for information purposes and do not constitute any offer, recommendation or invitation to purchase or subscribe for any securities, and shall not form the basis or be relied on in connection with any contract binding commitment whatsoever. No offering of securities of the Company will be made except by means of a statutory offering document containing detailed information about the Company

This Presentation has been prepared by the Company based on information and data which the Company considers reliable, but the Company makes no representation or warranty, express or implied, whatsoever, and no reliance shall be placed on, the truth, accuracy, completeness, fairness and reasonableness of the contents of this Presentation. This Presentation may not be all inclusive and may not contain all of the information that you may consider material. Any liability in respect of the contents of, or any omission from, this Presentation is expressly excluded

Certain matters discussed in this Presentation may contain statements regarding the Company’s market opportunity and business prospects that are individually and collectively forward-looking statements. Such forward-looking statements are not guaranteeing of future performance and are subject to known and unknown risks, uncertainties and assumptions that are difficult to predict. These risks and uncertainties include, but are not limited to, the performance of the Indian economy and of the economies of various international markets, the performance of the industry in India and world-wide, competition, the company’s ability to successfully implement its strategy, the Company’s future levels of growth and expansion, technological implementation, changes and advancements, changes in revenue, income or cash flows, the Company’s market preferences and its exposure to market risks, as well as other risks. The Company’s actual results, levels of activity, performance or achievements could differ materially and adversely from results expressed in or implied by this Presentation. The Company assumes no obligation to update any forward-looking information contained in this Presentation. Any forward-looking statements and projections made by third parties included in this Presentation are not adopted by the Company and the Company is not responsible for such third-party statements and projections.

Table of Content



1 Key Highlights – Q4 & FY26

2 Leading Manufacturer of High Energy Materials

3 Technological Capabilities

4 Growth Opportunity

Financial Highlights – Q4 & FY26

	Revenue (Rs Mn)	EBIT (Rs Mn) & Margin (%)	PAT (Rs Mn) & Margin (%)	Cash Profit (Rs Mn)
Q4FY26	Rs 892.1 Mn ▲ 20% YoY	Rs 96.1 Mn ▲ 35% YoY 11% Margin	Rs 66 Mn ▲ 78% YoY 7% Margin	Rs 94 Mn ▲ 42% YoY
FY26	Rs 3,883.4 Mn ▼ 7% YoY	Rs 692.8 Mn ▲ 42% YoY 18% Margin	Rs 458.3 Mn ▲ 61% YoY 12% Margin	Rs 575.1 Mn ▲ 44% YoY

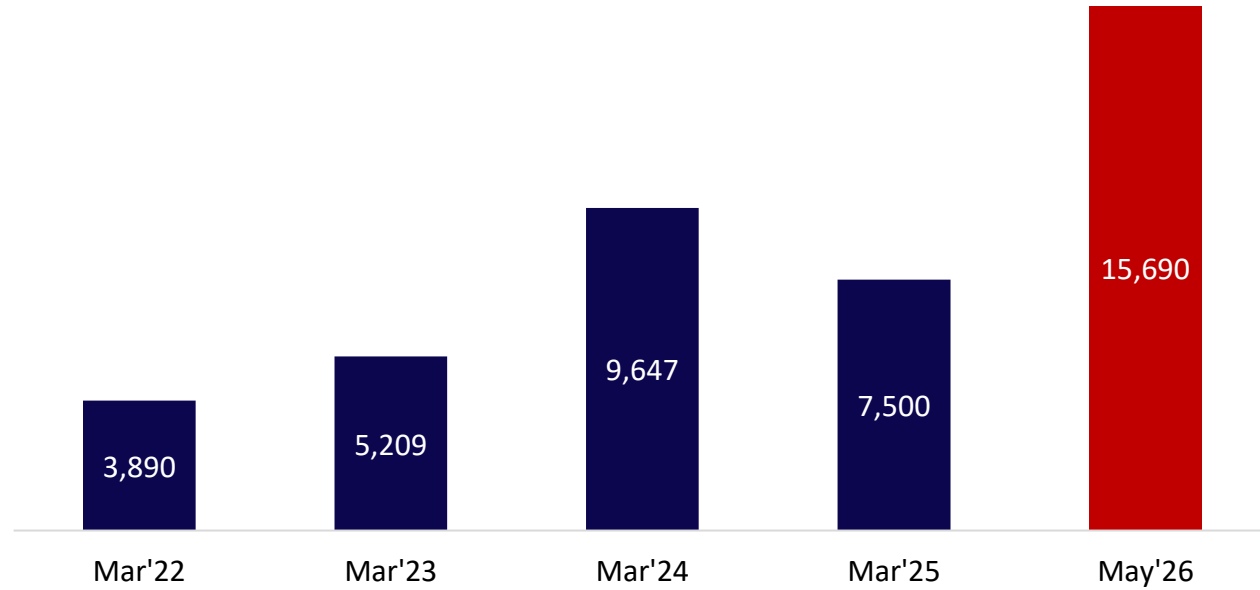
- Highest-ever order book of Rs. 15,690 Mn as on date, with 95% contribution from the Defence segment, providing strong revenue visibility going forward.
- Q4FY26 revenue grew by 20% YoY to Rs. 892 Mn, led by the Defence & Space segment, which contributed 76% of total revenue at Rs. 677 Mn, reflecting robust growth of 43% YoY.
- FY26 revenue performance was impacted due to the execution of a larger volume of high-value Chaffs and Flares orders in FY25, with execution timing affecting overall performance during the year.
- Operating profit during the quarter and FY26 was impacted by elevated raw material prices amid prevailing global market conditions.

Revenue Break up – Q4 & FY26

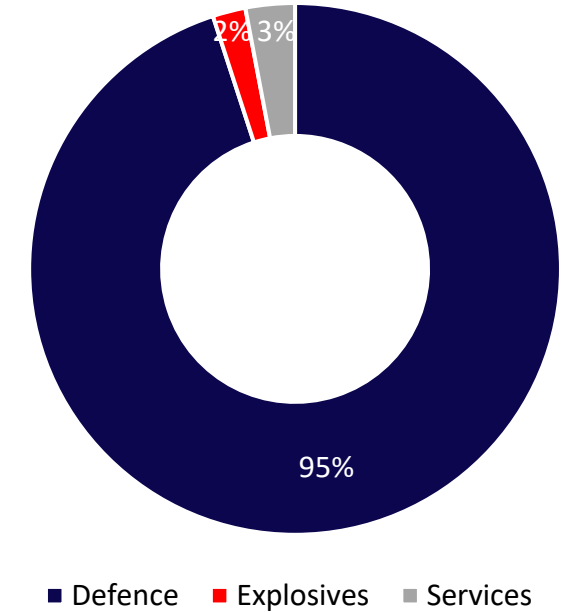
Standalone (Rs Mn)	Quarterly					Full Year		
	Q4FY26	Q4FY25	Q3FY26	Change YoY (%)	Change QoQ (%)	FY26	FY25	Change YoY (%)
Commercial Explosives	215	268	198	-19.8%	8.6%	729	801	-9.0%
Defence & Space services	677	473	616	43.1%	9.9%	3,154	3,374	-6.5%
Total	892	741	814	20.4%	9.6%	3,883	4,175	-7.0%

Strong Order Book of Rs 15,690 Mn, ~4.04x of FY26 Revenue

Order Book (Rs Mn)



Segmental Split



- The only qualified Indian company for countermeasures and also specializes in the export of fully assembled rocket motors.

Profit & Loss Highlights



Standalone (Rs Mn)	Q4FY26	Q4FY25	YoY (%)	Q3FY26	QoQ (%)
Revenue from Operations	892.1	740.8	20.4%	814.1	9.6%
Cost of Raw Materials	521.5	336.9		407.6	
Employee Benefit Expenses	169.4	161.2		166.7	
Other Expenses	204.4	147.1		123.3	
EBITDA	-3.2	95.6	-103.3%	116.5	-102.7%
EBITDA Margin (%)	-0.4%	12.9%	-1326 bps	14.3%	-1466 bps
Other Income	127.5	5.1		4.3	
Depreciation	28.2	29.3		30.2	
EBIT	96.1	71.4	34.6%	90.6	6.0%
EBIT Margin (%)	10.8%	9.6%	113 bps	11.1%	-36 bps
Finance cost	7.9	11.8		9.8	
Profit Before Tax (PBT)	88.2	59.6	48.0%	80.8	9.1%
Exceptional Items*	0.0	0.0		0.0	
Tax Expense	22.3	22.6		20.4	
Profit After Tax (PAT)	66.0	37.0	78.3%	60.4	9.1%
PAT Margin (%)	7.4%	5.0%	240 bps	7.4%	
EPS (in Rs)	1.2	0.7		1.1	
Cash PAT (Depreciation + PAT)	94.2	66.3	42.1%	90.6	4.0%

FY26	FY25	YoY (%)
3,883.4	4,174.5	-7.0%
2,238.6	2,388.9	
689.1	619.3	
567.5	586.4	
388.2	580.0	-33.1%
10.0%	13.9%	-390 bps
421.4	21.2	
116.9	114.7	
692.8	486.4	42.4%
17.8%	11.7%	619 bps
36.5	111.0	
656.3	375.4	74.8%
52.0	0.0	
146.1	89.9	
458.3	285.5	60.5%
11.8%	6.8%	496 bps
8.5	5.3	
575.1	400.3	43.7%

*ex-gratia

Balance Sheet Highlights

Balance Sheet (Rs Mn)	Mar-24	Mar-25	Mar-26
Equity Share Capital	107.5	107.5	107.5
Other Equity	2,095.1	2,349.9	2,782.8
Non-current Liabilities	360.6	316.5	356.4
Current Liabilities	1,883.3	2,531.5	1,609.4
Total Liabilities	4,446.5	5,305.5	4,856.1
Net Fixed Asset Block	1,907.1	1,906.0	1790.7
CWIP	30.9	28.5	263.9
Other Non-current Assets	162.2	178.8	220.3
Current Assets	2,346.3	3,192.2	2,581.2
Total Assets	4,446.5	5,305.5	4,856.1

*Standalone Numbers

Leading Manufacturer of High Energy Materials



Company Overview

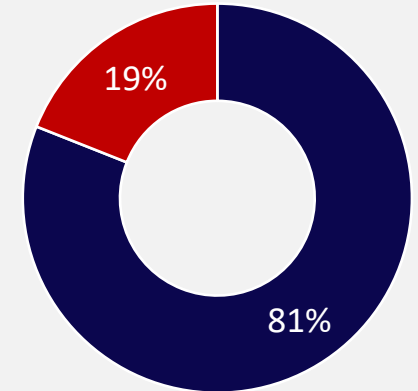
Premier Explosives Ltd (PEL) is a leading manufacturer of high energy materials for defence, aerospace and mining sectors.

It also undertakes operation and maintenance (O&M) services of solid propellant plants at the Sriharikota Centre of ISRO and Solid Fuel Complex at Jagdalpur under the umbrella of DRDO.



Business Segments: Revenue Break-up (FY26)

- Defence & Space
- Bulk Explosives



Pioneer in Explosives and Defence Sector

1st in India

to **manufacture Explosives and Detonating fuse** with indigenous technology.

1st in the World

to produce **Safer and Greener NHN detonators** on commercial scale.

1st Private Company

to manufacture **Solid Propellants** to missile programs.

Technological Capabilities – High Entry Barrier

Participation in Defence and Space programs with Indigenous technology & Technology Transfer

Holds several Licenses for manufacturing of high energy products from DPIIT & PESO

Facilities & Team

6 Manufacturing facilities located in the States of Telangana, Madhya Pradesh, Maharashtra

Team Strength of over 850

experienced people across various functions

Comprises of about **100 Engineers / Scientists.**

Commercial Explosives' Business Segment

Manufacturing Diverse Range of Explosives....

...for Clients in Mining & Infrastructure Industries

Bulk Explosives



Cast Boosters



Detonators



Detonating Fuse



Domestic

Export to Countries



Cement
Manufacturers

- Israel

- Greece

- Jordan

- Turkey

- Nepal

- Thailand

- Philippines

- Indonesia

- Djibouti etc.

Defence & Space Business Segment

Manufacturing Products across various segments....

<u>Propellants (Composite)</u>	<u>Pyros</u>	<u>Explosives/ Explosive Compositions</u>	<u>Counter-measures*</u>	<u>O&M Services</u>
Pyrogen Igniters	Pyro Cartridges	PETN	Chaffs	Solid Propellant plant of ISRO at SHAR since 2006
Case-bonded Propellants	Pyro Actuators	HMX / RDX and their Compounds	Flares	
Free Standing Propellant Grains	Smoke / Flash Generators	Bombs, Warheads & Ammunition		Solid Propellant plant of Advance Systems Laboratory (ASL) at Solid Fuel Complex, Jagdalpur for 17 years
Fuel Rich Propellant Grains	IR Generators	Cl – 20		
Gas Generators	Specialized Squibs			
Rocket Motors of 40 mm to 2000 mm dia.				

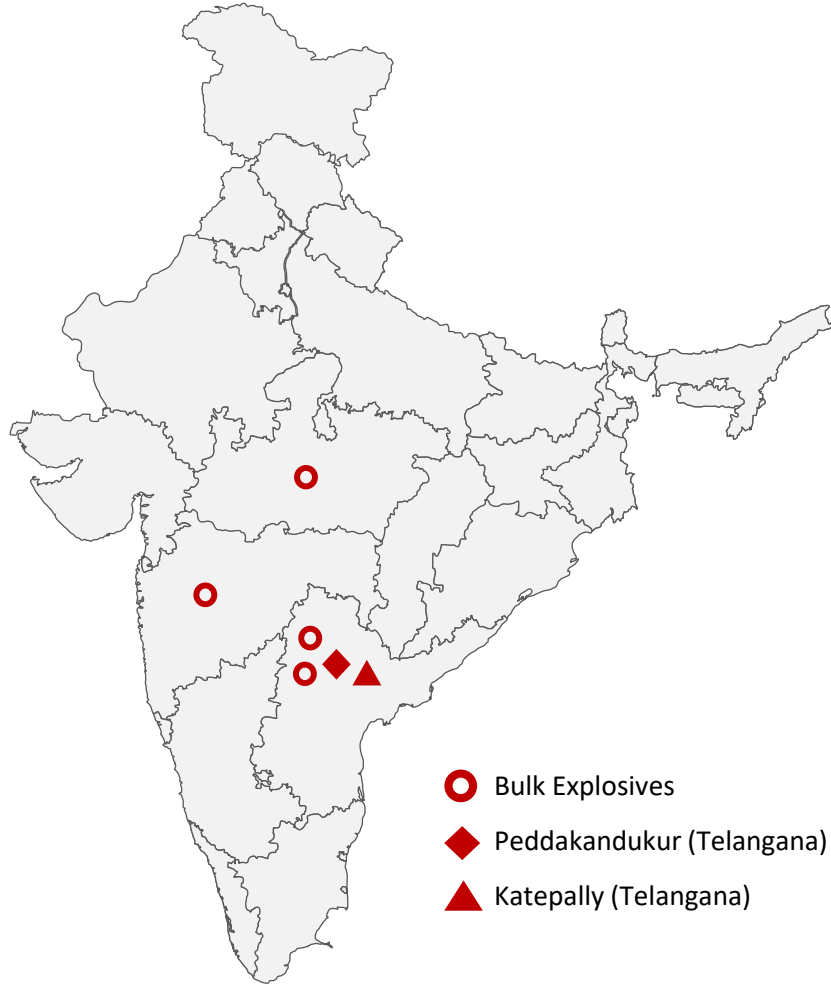
^First Private Manufacturer and Supplier of Solid Propellants in India

*Only domestic manufacturer and supplier to Indian Defence

...for Defence & Space PSUs



6 Manufacturing Facilities



Bulk Explosives	Accessories & Defence Explosives
<ul style="list-style-type: none"> • Singrauli (Madhya Pradesh) • Chandrapur (Maharashtra) • Godavarikhani (Telangana) • Manuguru (Telangana) 	<ul style="list-style-type: none"> • Peddakandukur (Telangana) Detonator, Detonating Fuse, Explosives Boosters , Pyro devices, Solid Propellants, PETN, Ammonium Perchlorate  <ul style="list-style-type: none"> • Katepally (Telangana) Solid propellants*, HMX/RDX**, Rocket Missiles, Ammunition, Mines, Warheads, Bombs and other ammunitions.  <p>*Solid Propellants</p> <ul style="list-style-type: none"> • PSOM-XL (Solid Propellant) for satellite launch vehicles. • Solid Propellants for Defence Applications (Tactical & Strategic) <p>**HMX/RDX</p> <p>Meting the in-house requirement and domestic market. Securing the orders for overseas markets.</p>

Industry Veteran at the Leadership...



Dr. A. N. Gupta, *Non-Executive Chairman*

- Recipient of 'Visfotak Ratan Award' and 'Pickering and ISM Medal'
- Member of Society of Explosives Engineers, U.S.A, Ex-Chairman of Explosives Development Council and Fellow of High Energy Materials Society of India (HEMSI)
- Authored many Technical Papers in National & International Seminars and Journals



T V Chowdary, *Managing Director*

- Chemical Engineer with over 40 years of experience in Development and production of Chemicals, Explosives and Solid Propellants.



Y. Durga Prasad Rao, *Director Operations*

- A mechanical engineer having 36 years experience in manufacture of explosives, propellants and refractories and factory management.



Supported by Skilled
Workforce

Over **850** Dedicated and
Experienced Employees.

Team comprises of about
100 Engineers / Scientists.

About **550** people
trained in Propellant and
Pyrotechnic products

...Along with a Strong Board of Directors



Dr. (Mrs.) Kailash Gupta, *Non-Executive Director*

Doctor by profession and involved in various social and philanthropic activities especially in healthcare.



Lt.Gen.P R Kumar (Retd.), *Independent Director*

He is a Graduate from Staff College, Wellington and Alumnus of National Defence Academy, Khadakwasla. Retired as Lieutenant General from the services of Indian Army in 2015. Commissioned into the regiment of artillery in 1976.



CA. Seshagiri Rao, *Independent Director*

Engaged in professional practice as a Chartered Accountant since 1976. With over four decades of experience, he has gained expertise in conducting internal and statutory audits for corporate organizations and Banks, as well as specialization in corporate taxation.



Dr. V G Sekaran, *Independent Director*

An Eminent Missile Scientist and the Chief Designer of the Long-Range Ballistic Missile System AGNI5. He has held key roles in DRDO including Chief Controller R&D (Missiles & Strategic Systems), Programme Director to Agni Missiles and involved in development of programs of national importance such as Missiles & Strategic Systems.



Dr. D K Nanda, *Independent Director*

Expert in Mine Planning, Operation and Complete management of mineral projects in Iron Ore, Diamond, Limestone, Copper having 38 years successful experience in the Industry. He has expertise in Mineral Beneficiation and development of new material through utilization of waste.



Dr. (Mrs.) Kumuda Raghavan, *Independent Director*

Doctor by profession and has rich experience in Medical Field. She actively involves in promoting community healthcare and philanthropic activities



Shonika Prasad, *Non-Executive Director*

Mrs. Shonika Prasad holds a Bachelor's degree in Commerce and MBA with specialization in Finance and International Trade from ICBM - School of Business Excellence, Hyderabad.

Technological Capabilities



High Impetus on Research & Development...



Collaboration with Gulbarga University, IIT Madras and BITS Pilani for research in high energy materials



Developed Solid Propellants for various missiles including combustion-stable Propellants for LRSAM, MRSAM, ASTRA etc.



Laboratories have been certified by DSIR and accredited by NABL



We thrive to remain at the forefront of technology and product development

...Contributing to India's Prestigious Missile Programs

Missile	Type	Stage	Client	End user	PEL's contribution
Akash	Tactical, Surface to Air	Production	Bharat Dynamics Limited (BDL)	Indian Air Force and Indian Army	Supplied 2500+ booster grains and 450+ sustainer grains
MRSAM	Tactical, Surface to Air	Production	DRDO / BDL	Indian Army	100% requirements of solid propellants
Agni	Ballistic	Production	Advanced Systems Laboratory	Strategic Forces Command	Pyrogen igniters for all stages
Brahmos	Cruise, Air launched Anti-ship, Land attack	Production	Brahmos Aerospace	Indian Air Force, Indian Navy and Indian Army	Production & Integration of Rocket Motors
LRSAM	Tactical, Surface to Air	Production	DRDO / BDL	Indian Navy	100% requirements of solid propellants
Astra	Tactical, Air to Air	Production	DRDO / BDL	Indian Air Force	100% requirements of solid propellants

Growth Opportunity



Building Company with Vision - 2030



Leadership

Continue to be an Important Player in **Industrial Explosives**



Capacity Enhancement

Enhance **Production Capacity of High Explosive** raw materials like RDX, HMX, TNT, AP, etc. to meet the increased demand



Expansion

Increased Participation in **Missile Integration** as a strategic partner in DCPD schemes of DRDO



Product Range

Expanding the product portfolio by introducing products like Mines, Ammunition, Bombs etc.



Exports

Increase export contribution in **Industrial and Defence Explosives** where margins are higher

Enhancing Product Offering

for Indian Air Force

Chaffs & Flares

Air Target Imitators (for Indian Army)

Air-to-Air and Air-to-Surface Missiles

Refurbishment of Missiles

Canopy severance system



for Indian Army

Surface to Air Missiles

UAVs, Drones, Loitering Missiles

War-heads

Anti-Personnel and Anti-Armoured Vehicle Mines

Medium and large caliber Ammunition



Defence : Opportunity landscape

Government enhances focus on “Make In India” in Defence

- **Record Budget Backing:** Rs. 6,81,000 Cr Defence Budget (FY26) with Rs. 1,80,000 Cr capital outlay ensuring strong multi-year procurement visibility.
- **Manufacturing Scale-Up:** Defence production reached ~Rs. 1,50,000 Cr (FY25), with a target of Rs. 3,00,000 Cr by FY29.
- **Export Acceleration:** Exports surged to Rs. 23,622 Cr (FY25), ~30x growth over a decade, targeting Rs. 50,000 Cr by 2029 across 80–100+ countries.
- **Robust Order Pipeline:** Rs. 2,09,050 Cr contracts signed in FY25 (highest ever), with ~89% sourced domestically.
- **Import Substitution Drive:** 5 positive indigenisation lists covering 5,500+ items under import embargo, structurally boosting domestic manufacturing.
- **Private Sector Momentum:** Rising private sector share in production and exports under the Strategic Partnership model integrating large corporates and MSMEs.
- **Policy & Reform Support:** Defence Acquisition reforms, indigenisation push, offsets and technology transfers strengthening industry competitiveness.
- **Long-Term Growth Visibility:** Sustained modernization capex cycle and geopolitical tailwinds supporting strong earnings growth potential through FY30.





Contact Us



PREMIER EXPLOSIVES LIMITED

Mr. Vijay Kumar B.M. (CFO)
cfo@pelgel.com

'Premier House', 11 Ishaq Colony, Near AOC Center, Secunderabad 500 015
CIN No: L24110TG1980PLC002633



STELLAR IR ADVISORS PRIVATE LIMITED

Ms. Pooja Sharma | Mr. Akhilesh Gandhi, CFA
pooja.sharma@stellar-ir.com | akhilesh@stellar-ir.com

A- 405, Kanakia Wall Street, Andheri (East), Mumbai 400 093