

**E.I.D. - Parry (India) Limited**

Regd.Office : Dare House, 234,N.S.C. Bose Road, Parrys Corner, Chennai 600 001, India.

Tel : 91.44.25306789

CIN : L24211TN1975PLC006989

Website : www.eidparry.com

May 26, 2026

BSE Limited
1st Floor, New Trading Ring, Rotunda
Building, Phiroze Jeejeebhoy Towers,
Dalal Street, Fort,
Mumbai – 400 001.
Scrip Code: 500125

National Stock Exchange of India Limited
Exchange Plaza, 5th Floor
Plot No. C/1, G. Block
Bandra Kurla Complex, Bandra (E)
Mumbai – 400 051
Scrip Code: EIDPARRY

Dear Sir/Madam,**Sub: Intimation of outcome of Board Meeting held on May 26, 2026**

This is further to our letter dated May 18, 2026, intimating the date of the meeting of the Board of Directors to consider, inter alia, the audited financial results of the Company for the quarter and year ended March 31, 2026.

1. Audited Financial Results for the quarter and year ended March 31, 2026

Pursuant to Regulations 30 and 33 and other applicable provisions, if any, of the SEBI (Listing Obligations and Disclosure Requirements) Regulations, 2015 ("Listing Regulations"), we wish to inform you that the Board of Directors of the Company at its meeting held today, i.e., May 26, 2026, has, inter alia, approved the **Audited Standalone and Consolidated Financial Results** of the Company for the quarter and year ended March 31, 2026.

In this connection, we enclose the following:

- (a) Audited Standalone Financial Results for the quarter and year ended March 31, 2026;
- (b) Audited Consolidated Financial Results for the quarter and year ended March 31, 2026; and
- (c) Audit Reports issued by M/s. Price Waterhouse Chartered Accountants LLP, Statutory Auditors, on the aforesaid Standalone and Consolidated Financial Results.

A copy of the Press Release in respect of the audited financial results for the year ended March 31, 2026 is also enclosed.

In compliance with Regulation 47 of the Listing Regulations, an extract of the Consolidated Financial Results in the prescribed format shall be published in English and Tamil newspapers within the stipulated timelines. The said publication will include a Quick Response (QR) code and details of the webpage for accessing the complete financial results. The detailed Standalone and Consolidated Financial Results will also be available on the Company's website at **www.eidparry.com** and on the websites of the Stock Exchanges.

Further, pursuant to SEBI Circular No. CIR/CFD/CMD/56/2016 dated May 27, 2016, we hereby declare that the Statutory Auditors of the Company, M/s. Price Waterhouse Chartered Accountants LLP, have issued an unmodified opinion on the Standalone and Consolidated Financial Results of the Company for the financial year ended March 31, 2026.



2. Annual General Meeting

The 51st Annual General Meeting (“AGM”) of the Members of the Company is scheduled to be held on Wednesday, August 12, 2026, through Video Conferencing (“VC”) / Other Audio-Visual Means (“OAVM”).

3. Investor Presentation

We enclose herewith a copy of the Investor Presentation for the quarter and year ended March 31, 2026, for your information and records.

The meeting of the Board of Directors of the Company commenced at 10.00 am and concluded at 2:15 pm.

Kindly take the above information on record.

Thanking you,

Yours faithfully,
For E.I.D. - **PARRY (INDIA) LIMITED**

Biswa Mohan Rath
Company Secretary
Encl.: a/a

A handwritten signature in blue ink, appearing to be 'B.M.R.', with a small dot at the end.

Price Waterhouse Chartered Accountants LLP

INDEPENDENT AUDITORS' REPORT

To the Board of Directors of E.I.D. - Parry (India) Limited

Report on the Audit of Standalone Financial Results

Opinion

1. We have audited the accompanying Standalone Annual Financial Results of E.I.D. - Parry (India) Limited (the "Company") for the year ended March 31, 2026 and the Standalone Statement of Assets and Liabilities as on that date and the Standalone Statement of Cash Flows for the year ended on that date, attached herewith, which are included in the accompanying 'Standalone Financial Results for the Quarter and Year ended March 31, 2026' (together referred to as the "Standalone Financial Results") being submitted by the Company pursuant to the requirement of Regulation 33 of the SEBI (Listing Obligations and Disclosure Requirements) Regulations, 2015, as amended (the "Listing Regulations") which has been initialled by us only for identification purposes.
2. In our opinion and to the best of our information and according to the explanations given to us, the Standalone Financial Results:
 - (i) are presented in accordance with the requirements of Regulation 33 of the Listing Regulations in this regard; and
 - (ii) give a true and fair view in conformity with the recognition and measurement principles laid down in the applicable Indian Accounting Standards prescribed under Section 133 of the Companies Act, 2013 (the "Act") and other accounting principles generally accepted in India, of net loss and other comprehensive income and other financial information of the Company for the year ended March 31, 2026 and the Standalone Statement of Assets and Liabilities and the Standalone Statement of Cash Flows as at and for the year ended on that date.

Basis for Opinion

3. We conducted our audit in accordance with the Standards on Auditing (SAs) specified under Section 143(10) of the Act and other applicable authoritative pronouncements issued by the Institute of Chartered Accountants of India. Our responsibilities under those Standards are further described in the 'Auditors' Responsibilities for the Audit of the Standalone Financial Results' section of our report. We are independent of the Company in accordance with the Code of Ethics issued by the Institute of Chartered Accountants of India together with the ethical requirements that are relevant to our audit of the financial statements under the provisions of the Act and the Rules thereunder, and we have fulfilled our other ethical responsibilities in accordance with these requirements and the Code of Ethics. We believe that the audit evidence obtained by us is sufficient and appropriate to provide a basis for our opinion.



Price Waterhouse Chartered Accountants LLP, 7th & 10th Floor, Menon Eternity, 165, St. Mary's Road, Alwarpet
Chennai - 600018
T: +91 (44) 42285278

Registered office and Head office: 11-A, Vishnu Digamber Marg, Sucheta Bhawan, New Delhi - 110002

Price Waterhouse (a Partnership Firm) converted into Price Waterhouse Chartered Accountants LLP (a Limited Liability Partnership with LLP identity no: LLPIN AAC-5001) with effect from July 25, 2014. Post its conversion to Price Waterhouse Chartered Accountants LLP, its ICAI registration number is 012754N/NS00016 (ICAI registration number before conversion was 012754N)

Board of Directors' Responsibilities for the Standalone Financial Results

4. These Standalone Financial Results have been prepared on the basis of the Standalone Annual Financial Statements. The Company's Board of Directors are responsible for the preparation and presentation of these standalone financial results that give a true and fair view of the net loss and other comprehensive income and other financial information of the Company and the Standalone Statement of Assets and Liabilities and the Standalone Statement of Cash Flows in accordance with the recognition and measurement principles laid down in the Indian Accounting Standards prescribed under Section 133 of the Act read with relevant rules issued thereunder and other accounting principles generally accepted in India and in compliance with Regulation 33 of the Listing Regulations. The Board of Directors of the Company are responsible for maintenance of adequate accounting records in accordance with the provisions of the Act for safeguarding of the assets of the Company and for preventing and detecting frauds and other irregularities; selection and application of appropriate accounting policies; making judgements and estimates that are reasonable and prudent; and the design, implementation and maintenance of adequate internal financial controls, that were operating effectively for ensuring accuracy and completeness of the accounting records, relevant to the preparation and presentation of the standalone financial statements that give a true and fair view and are free from material misstatement, whether due to fraud or error, which have been used for the purpose of preparation of the standalone financial results by the Directors of the Company, as aforesaid.
5. In preparing the Standalone Financial Results, the Board of Directors of the Company are responsible for assessing the ability of the Company to continue as a going concern, disclosing, as applicable, matters related to going concern and using the going concern basis of accounting unless the Board of Directors either intends to liquidate the Company or to cease operations, or has no realistic alternative but to do so.
6. The Board of Directors of the Company are responsible for overseeing the financial reporting process of the Company.

Auditors' Responsibilities for the Audit of the Standalone Financial Results

7. Our objectives are to obtain reasonable assurance about whether the Standalone Financial Results as a whole are free from material misstatement, whether due to fraud or error, and to issue an auditors' report that includes our opinion. Reasonable assurance is a high level of assurance, but is not a guarantee that an audit conducted in accordance with SAs will always detect a material misstatement when it exists. Misstatements can arise from fraud or error and are considered material if, individually or in the aggregate, they could reasonably be expected to influence the economic decisions of users taken on the basis of these Standalone Financial Results.
8. As part of an audit in accordance with SAs, we exercise professional judgement and maintain professional scepticism throughout the audit. We also:
 - Identify and assess the risks of material misstatement of the Standalone Financial Results, whether due to fraud or error, design and perform audit procedures responsive to those risks, and obtain audit evidence that is sufficient and appropriate to provide a basis for our opinion. The risk of not detecting a material misstatement resulting from fraud is higher than for one resulting from error, as fraud may involve collusion, forgery, intentional omissions, misrepresentations, or the override of internal control.
 - Obtain an understanding of internal control relevant to the audit in order to design audit procedures that are appropriate in the circumstances. Under Section 143(3)(i) of the Act, we are also responsible for expressing our opinion on whether the company has adequate internal financial controls with reference to Financial Statements in place and the operating effectiveness of such controls.



- Evaluate the appropriateness of accounting policies used and the reasonableness of accounting estimates and related disclosures made by the Board of Directors.
 - Conclude on the appropriateness of the Board of Directors use of the going concern basis of accounting and, based on the audit evidence obtained, whether a material uncertainty exists related to events or conditions that may cast significant doubt on the ability of the Company to continue as a going concern. If we conclude that a material uncertainty exists, we are required to draw attention in our auditors' report to the related disclosures in the standalone financial results or, if such disclosures are inadequate, to modify our opinion. Our conclusions are based on the audit evidence obtained up to the date of our auditors' report. However, future events or conditions may cause the Company to cease to continue as a going concern.
 - Evaluate the overall presentation, structure and content of the Standalone Financial Results, including the disclosures, and whether the Standalone Financial Results represent the underlying transactions and events in a manner that achieves fair presentation.
9. We communicate with those charged with governance of the Company regarding, among other matters, the planned scope and timing of the audit and significant audit findings, including any significant deficiencies in internal control that we identify during our audit.
10. We also provide those charged with governance with a statement that we have complied with relevant ethical requirements regarding independence, and to communicate with them all relationships and other matters that may reasonably be thought to bear on our independence, and where applicable, related safeguards.

Other Matter

11. The Standalone Financial Results include the results for the quarter ended March 31, 2026 being the balancing figures between the audited figures in respect of the full financial year and the published unaudited year to date figures up to the third quarter of the current financial year, which were subject to limited review by us.

For Price Waterhouse Chartered Accountants LLP

Firm Registration Number: 012754N/N500016



Dilip Kumar Sharma

Partner

Membership Number: 063532

UDIN: 26063532PTUWV06585

Place: Chennai

Date: May 26, 2026



E.I.D.-PARRY (INDIA) LIMITED
Registered Office: 'Dare House', Parry's Corner, Chennai - 600 001
Standalone Financial Results for the Quarter and Year ended March 31, 2026
CIN: L24211TN1975PLC006989
www.eidparry.com

Rs. in Lakhs except per share data

Particulars	Standalone Company Results				
	Quarter Ended			Year Ended	
	March 31, 2026	December 31, 2025	March 31, 2025	March 31, 2026	March 31, 2025
	Audited (Refer Note 4)	Unaudited	Audited (Refer Note 4)	Audited	Audited
PART I					
1 Income					
a) Revenue from operations	84,553	76,986	81,367	3,12,026	3,16,812
b) Other income (includes other gains/losses)	17,176	2,740	13,659	44,821	28,888
Total income	1,01,729	79,726	95,026	3,56,847	3,45,700
2 Expenses					
a) Cost of materials consumed	90,399	76,457	78,401	2,20,804	1,84,765
b) Purchases of stock-in-trade	3,863	3,190	9,222	20,476	41,824
c) Changes in inventories of finished goods, by-products, work-in-progress and stock-in-trade	(40,475)	(20,100)	(36,308)	(6,107)	11,791
d) Employee benefits expense	4,825	4,793	4,346	19,711	20,083
e) Finance costs	2,037	1,393	1,925	7,371	6,891
f) Depreciation and amortisation expense	4,501	4,611	4,499	18,116	17,534
g) Other expenses	18,758	16,716	16,882	62,071	62,056
Total expenses	83,908	87,060	78,967	3,42,442	3,44,944
3 Profit/(loss) before tax and exceptional items (1-2)	17,821	(7,334)	16,059	14,405	756
4 Exceptional items - Refer note 6	(47,753)	-	(35,032)	(82,976)	(42,715)
5 Loss before tax (3+4)	(29,932)	(7,334)	(18,973)	(68,571)	(41,959)
6 Tax expenses					
Current tax	6,771	(372)	348	6,758	348
Deferred tax	(2,664)	(1,527)	3,849	(4,501)	523
Total tax expense	4,107	(1,899)	4,197	2,257	871
7 Loss after tax (5-6)	(34,039)	(5,435)	(23,170)	(70,828)	(42,830)
8 Other comprehensive income:					
<i>Items that will not be reclassified to profit or loss</i>					
Remeasurements of defined benefit plans	92	(55)	(196)	(29)	(209)
Equity instruments through other comprehensive income	72	91	671	4,229	733
Income tax relating to items that will not be reclassified to profit or loss	(8)	(34)	(419)	(605)	3,035
Total other comprehensive income, net of tax	156	2	56	3,595	3,559
9 Total comprehensive income (7+8)	(33,883)	(5,433)	(23,114)	(67,233)	(39,271)
10 Paid up Equity share capital (Face value Re.1 per equity share)	1,779	1,779	1,778	1,779	1,778
11 Reserves excluding revaluation reserve				1,85,505	2,52,198
12 Net worth				1,87,284	2,53,976
13 Earnings per share (Not annualised) (Rs. per equity share)					
(i) Basic	(19.14)	(3.06)	(13.05)	(39.83)	(24.12)
(ii) Diluted	(19.14)	(3.06)	(13.05)	(39.83)	(24.12)

See accompanying notes to the financial results

Initialled For
Identification
Purpose Only



E.I.D.-PARRY (INDIA) LIMITED

Registered Office: 'Dare House', Parry's Corner, Chennai - 600 001
Standalone Financial Results for the Quarter and Year ended March 31, 2026
Standalone Segment-wise Revenue, Results, Assets and Liabilities

Rs. In Lakhs

	Standalone Company Results				
	Quarter Ended			Year Ended	
	March 31, 2026	December 31, 2025	March 31, 2025	March 31, 2026	March 31, 2025
	Audited (Refer note 4)	Unaudited	Audited (Refer note 4)	Audited	Audited
1. Segment Revenue: (Sales/income from each segment)					
a.Sugar	46,614	38,879	40,768	1,56,950	1,57,095
b.Co-generation	6,562	3,659	5,793	12,168	12,565
c.Distillery	27,469	28,905	26,819	1,15,137	1,10,181
d.Nutraceuticals	1,281	624	954	3,259	3,689
e.Consumer products	11,484	13,965	19,532	60,715	88,389
Sub-total	93,410	86,032	93,866	3,48,229	3,71,919
Less: Intersegmental revenue	8,857	9,046	12,499	36,203	55,107
Revenue from operations	84,553	76,986	81,367	3,12,026	3,16,812

2. Segment Results: (Profit (+)/ loss (-) before tax and interest from each segment)					
a.Sugar	7,792	(2,588)	5,594	(1,120)	(8,594)
b.Co-generation	(485)	234	287	(4,677)	(5,839)
c.Distillery	180	(1,479)	1,953	(1,379)	3,687
d.Nutraceuticals	377	(295)	142	26	(61)
e.Consumer products	(3,265)	(3,147)	(1,253)	(10,852)	(5,826)
Sub-total	4,599	(7,275)	6,723	(18,002)	(16,633)
Adjustments:					
(i) Finance costs (refer note below)	(2,037)	(1,393)	(1,925)	(7,371)	(6,891)
(ii) Other un-allocable income net of un-allocable expenditure	15,259	1,334	11,261	39,778	24,280
(iii) Exceptional items (Refer Note 6)	(47,753)	-	(35,032)	(82,976)	(42,715)
Loss before tax	(29,932)	(7,334)	(18,973)	(68,571)	(41,959)

Note:
Finance cost also includes interest cost attributable to specific borrowings of certain segments. The same are not included in the measure of segment result as the Chief Operating Decision Maker reviews the result before allocation of finance cost.

3. Segment Assets					
a.Sugar	1,70,881	1,43,731	1,70,655	1,70,881	1,70,655
b.Co-generation	16,811	19,738	21,547	16,811	21,547
c.Distillery	80,806	84,200	1,02,545	80,806	1,02,545
d.Nutraceuticals	9,234	8,672	8,957	9,234	8,957
e.Consumer products	11,821	13,973	15,808	11,821	15,808
f.Un-allocated	1,52,289	1,15,337	1,21,234	1,52,289	1,21,234
Total	4,41,842	3,85,651	4,40,746	4,41,842	4,40,746

4. Segment Liabilities					
a.Sugar	36,845	46,466	34,072	36,845	34,072
b.Co-generation	1,940	1,975	2,447	1,940	2,447
c.Distillery	6,208	5,539	5,377	6,208	5,377
d.Nutraceuticals	512	569	573	512	573
e.Consumer products	3,609	3,303	2,210	3,609	2,210
f.Un-allocated	2,05,444	1,06,597	1,42,091	2,05,444	1,42,091
Total	2,54,558	1,64,449	1,86,770	2,54,558	1,86,770

Notes on segment information:
a. The Company is focused on the following business segments: Sugar, Co-generation, Distillery, Nutraceuticals and Consumer Products. Based on the "management approach" as defined in Ind AS 108 - Operating Segments, the Chief Operating Decision Maker (CODM) evaluates the Company's performance and allocates resources based on an analysis of various performance indicators by business segments. Accordingly, information has been presented along these business segments. The accounting principles used in the preparation of the financial results are consistently applied to record revenue and expenditure in individual segments.


b. Segment result represents the loss before interest and tax earned by each segment without allocation of central administrative costs and other income.

Initialed For
Identification
Purpose Only



**E.I.D.- PARRY (INDIA) LIMITED**Registered Office: 'Dare House', Parry's Corner, Chennai - 600 001
Standalone Statement of Assets and Liabilities as at March 31, 2026**Rs. in Lakhs**

		As at	
		March 31, 2026 Audited	March 31, 2025 Audited
A	ASSETS		
1	Non-current assets		
	(a) Property, plant and equipment	1,28,518	1,53,500
	(b) Right-of-use assets	3,715	3,813
	(c) Capital work-in-progress	671	2,583
	(d) Investment property	6,796	6,054
	(e) Other intangible assets	256	123
	(f) Financial assets		
	(i) Investments		
	(a) Investments in subsidiaries	20,117	25,279
	(b) Investment in joint venture	-	695
	(c) Other investments	23,503	20,958
	(ii) Other financial assets	684	825
	(g) Income tax assets (net)	4,932	7,915
	(h) Other non-current assets	4,055	2,035
	Total non-current assets	1,93,247	2,23,780
2	Current assets		
	(a) Inventories	1,27,754	1,15,771
	(b) Financial assets		
	(i) Investments		
	(a) Other investments	18,981	19,268
	(ii) Trade receivables	18,415	28,897
	(iii) Cash and cash equivalents	69,128	10,452
	(iv) Bank balances other than (iii) above	301	353
	(v) Loans	-	20,000
	(vi) Other financial assets	2,390	2,106
	(c) Other current assets	11,626	20,097
		2,48,595	2,16,944
	Assets classified as held for sale	-	22
	Total current assets	2,48,595	2,16,966
	Total Assets	4,41,842	4,40,746
B	EQUITY AND LIABILITIES		
1	Equity		
	(a) Equity share capital	1,779	1,778
	(b) Other equity	1,85,505	2,52,198
	Total equity	1,87,284	2,53,976
	Liabilities		
2	Non-current liabilities		
	(a) Financial liabilities		
	(i) Borrowings	6,454	14,118
	(ii) Lease liability	2,768	2,827
	(b) Long term provision	3,103	3,587
	(c) Deferred tax liability (net)	10,309	14,205
	Total non-current liabilities	22,634	34,737
3	Current Liabilities		
	(a) Financial liabilities		
	(i) Borrowings	1,27,140	1,06,956
	(ii) Lease liability	727	663
	(iii) Trade payables		
	(a) total outstanding dues of micro enterprises and small enterprises	3,040	4,387
	(b) total outstanding dues of creditors other than micro enterprises and small enterprises	26,879	24,239
	(iv) Other financial liabilities	65,373	7,551
	(b) Short term provisions	4,970	4,317
	(c) Current tax liabilities (net)	333	-
	(d) Other current liabilities	3,462	3,920
	Total current liabilities	2,31,924	1,52,033
	Total Liabilities	2,54,558	1,86,770
	Total Equity and Liabilities	4,41,842	4,40,746

Initialed For
Identification
Purpose Only



E.I.D.-PARRY (INDIA) LIMITED
Registered Office: 'Dare House', Parry's Corner, Chennai - 600 001
Standalone Statement of Cash Flows for the year ended March 31, 2026



Rs. in Lakhs

Particulars	For the Year Ended	
	March 31, 2026	March 31, 2025
A. Cash flow from operating activities		
Net loss before tax	(68,571)	(41,959)
Adjustments for:		
Depreciation and amortisation	18,116	17,534
Finance costs	7,371	6,891
Dividend income	(30,038)	(19,960)
Profit on sale of investment property and property, plant and equipment (net)	(6,184)	(1,177)
Net gain arising on FVTPL transaction	(483)	(57)
Interest income (including government grant interest income)	(2,797)	(2,574)
Liabilities/provisions no longer required written back	(693)	(1,110)
Bad debts written off and provision for doubtful debts / advances	3,042	111
Non-cash employee share based payments	90	54
Operating lease rental received from investment property, net of expenses	(1,947)	(1,513)
Exceptional items	82,976	42,715
	69,453	40,914
Operating profit/(loss) before working capital changes	882	(1,045)
Changes in working capital		
(Increase)/decrease in Trade receivables	8,898	(4,409)
(Increase)/decrease in Inventories	(11,983)	2,832
(Increase)/decrease in Other assets	4,837	(3,429)
(Increase)/decrease in Other financial assets	82	(326)
Increase in Trade payable	1,986	614
Increase/(decrease) in Other liabilities	(458)	960
Decrease in Other financial liabilities	(688)	(594)
Increase in Provisions	140	251
	2,814	(4,101)
Cash flow from/(used in) operations	3,696	(5,146)
Income tax (paid) net of refund	(2,824)	(2,046)
Net cash flow from/(used in) operating activities	872	(7,192)
B. Cash flow from investing activities		
Purchase of property, plant and equipment, intangible assets and investment property	(7,231)	(18,178)
Proceeds from sale of investment property and property, plant and equipment	7,631	1,580
Payments for investment in subsidiary	(35,000)	-
Proceeds from sale of investment in subsidiaries and joint-venture	30,783	-
Proceeds from sale of investments	2,454	1,861
Purchase of investments	-	(1,913)
Receipt of inter corporate loan	20,000	-
Operating lease rental received from investment property, net of expenses	1,947	1,513
Interest received	1,505	1,388
Dividend income received	30,038	19,960
	52,127	6,211
Net cash flow from investing activities		
C. Cash flow from financing activities		
Proceeds from issue of equity shares	465	1,201
Repayment of long term borrowings	(6,137)	(6,677)
Repayment of deposits	-	(2,365)
Net increase in short term borrowings (excluding supplier finance arrangements)	21,368	6,811
Proceeds/ (Repayments) under supplier finance arrangement	(2,711)	19,434
Finance costs paid	(6,484)	(6,394)
Lease rent payment under Ind AS 116	(824)	(709)
Net cash flow from financing activities	5,677	11,301
Net increase in cash and cash equivalents (A+B+C)	58,676	10,320
Reconciliation:		
Cash and cash equivalents as at beginning of the year	10,452	132
Cash and cash equivalents as at end of the year	69,128	10,452
Net increase in cash and cash equivalents	58,676	10,320
Non-cash financing and investing activities:		
Additions to right-of-use-assets	525	368



Initialed For
Identification
Purpose Only





E.I.D.- PARRY (INDIA) LIMITED
Registered Office: 'Dare House', Parry's Corner, Chennai - 600 001
Standalone Financial Results for the Quarter and Year ended March 31, 2026



- The above Standalone Financial Results were reviewed and recommended by the Audit Committee and approved by the Board of Directors at their respective meeting held on May 25, 2026 and May 26, 2026.
- Pursuant to the exercise of stock options by certain employees, the Company has allotted 94,423 number of equity shares during the year ended March 31, 2026 (Year ended March 31, 2025: 260,703 shares) each at the respective exercise price.
- During the year ended March 31, 2026, the Company has made further investment of Rs. 35,000 Lakhs in its wholly owned Subsidiary Parry Sugars Refinery India Private Limited (PSRIPL).
- The figures for the current quarter and the quarter ended March 31, 2025 are the balancing figures between audited figures of the full financial year ended March 31, 2026 and March 31, 2025, respectively and published year to date figure upto third quarter ended December 31, 2025 and December 31, 2024 respectively.
- Due to the seasonal nature of the business, figures for the current and previous quarters are not comparable.
- Exceptional items:

Rs. in Lakhs

Particulars	Quarter ended			Year ended	
	March 31, 2026	December 31, 2025	March 31, 2025	March 31, 2026	March 31, 2025
Impairment of investment in subsidiary (Refer note (a))	(4,616)	-	(35,032)	(40,060)	(42,715)
Remeasurement of financial guarantee and loan commitment (Refer note (b))	(59,132)	-	-	(59,132)	-
Reversal of impairment of investment in subsidiary and joint venture (Refer note (c))	-	-	-	221	-
Profit on sale of investment in Coromandel International Limited (Subsidiary) (Refer note (d))	29,764	-	-	29,764	-
Impairment of property plant and equipment (Refer note (e))	(13,769)	-	-	(13,769)	-
Total	(47,753)	-	(35,032)	(82,976)	(42,715)

a) During the year ended March 31, 2026, the Board of Directors of the Company and its wholly owned subsidiary, Parry Sugars Refinery India Private Limited ("PSRIPL"), approved the closure of operations of PSRIPL's sugar refinery unit with effect from the close of working hours on March 31, 2026. The subsidiary was engaged in the business of refining raw sugar and exporting refined sugar. Over a sustained period, the operations were adversely impacted by changes in global market conditions, higher operating costs, operational disruptions etc. Despite various initiatives undertaken to improve operational performance and financial viability, the business continued to incur losses and was assessed to be unviable. Accordingly, after evaluating all strategic options, the Board of directors of PSRIPL concluded that closure of the operations was in the best long term interest of the Company and its stakeholders.

Pursuant to the above decision, the Company has assessed the financial implications arising from the closure of operations of PSRIPL and has recognised appropriate liabilities and impairment charge in its books, in line with applicable Indian Accounting Standards as under: Impairment loss of Rs. 4,616 lakhs has been recognised for the quarter ended March 31, 2026 and Rs. 40,060 lakhs for the year ended March 31, 2026 (Rs.35,032 lakhs for the quarter ended March 31, 2025 and Rs. 42,715 Lakhs for the year ended March 31, 2025).

b) The Company had previously provided various guarantees and letters to the lenders of PSRIPL. Pursuant to the decision of the Board of Directors of the Company and PSRIPL dated March 31, 2026, discussions with the lenders and the disclosures made to the stock exchanges, the Company has reassessed and remeasured its financial guarantee obligations considering that PSRIPL is not expected to have adequate financial resources to settle its borrowings, after taking into account the estimated realisable value of its assets. Accordingly, the Company has recognised a provision towards financial guarantee obligations amounting to Rs. 59,132 lakhs for the quarter and year-ended March 31, 2026 (March 31, 2025 - Nil). Subsequent to the year end, the Company has infused equity of INR 61,000 lakhs (being 610,000,000 equity shares of INR 10 each, fully paid up) to PSRIPL for meeting the aforesaid obligations. The Company has committed to provide additional financial support in the form of loan up to Rs.13,000 Lakhs to enable PSRIPL to meet obligations arising from the closure of operation to tide over timing differences.

c) Represents the reversal of impairment in Alimtec SA (Subsidiary) - liquidated with effect from September 23, 2025 amounting to Rs.116 lakhs and reversal of impairment in Algavista Greentech Private Limited (Joint Venture till October 31, 2025) amounting to Rs.105 lakhs for the year ended March 31, 2026 (March 31, 2025 - Nil).

d) During the quarter and year ended March 31, 2026, the Company sold 1,500,000 equity shares of Coromandel International Limited (subsidiary of the Company), representing 0.51% of its equity stake, pursuant to the Board Meeting held on February 12, 2026. The shares were sold at a price of Rs.1,991 per share, aggregating to Rs. 29,865 lakhs resulting in a gain of Rs. 29,764 lakhs.

e) Due to insufficient feed stock availability in Tamil Nadu and Andhra Pradesh, an impairment assessment was performed by the management. Accordingly, an impairment charge of Rs. 13,769 Lakhs was recognised during the quarter and year ended March 31, 2026 on property, plant and equipment with respect to three Cash Generating Units (CGUs).

- On November 21, 2025, the Government of India notified four Labour Codes, effective immediately, replacing the existing 29 labour laws which require gratuity to be calculated based on wages constituting at least 50% of total remuneration. This has resulted in an increase in gratuity benefits in respect of services rendered in prior periods, and accordingly, the Company has recognised past service cost amounting to INR 124 Lakhs during the year. This approach is consistent with the guidance issued by the Institute of Chartered Accountants of India.
- Subsequent to the balance sheet date, the Board of Directors of Coromandel International Limited, a subsidiary of the Company, have approved a final dividend of Rs. 2 per share (estimated dividend inflow and income for the Company would be Rs. 3,279 lakhs) in their Board meeting held on May 7, 2026.

Place: Chennai
Date: May 26, 2026



**Initialed For
Identification
Purpose Only**



On behalf of the Board

Muthiah Murugappan
Whole-Time Director and Chief Executive Officer

Price Waterhouse Chartered Accountants LLP

INDEPENDENT AUDITORS' REPORT

To the Board of Directors of E.I.D. - Parry (India) Limited

Report on the Audit of Consolidated Financial Results

Opinion

1. We have audited the accompanying Consolidated Annual Financial Results of E.I.D. - Parry (India) Limited (the "Holding Company") and its subsidiaries (Holding Company and its subsidiaries together referred to as "the Group"), its associates and joint ventures (refer note 3 to the Consolidated Annual Financial Results) for the year ended March 31, 2026 and the Consolidated Statement of Assets and Liabilities as on that date and the Consolidated Statement of Cash Flows for the year ended on that date, attached herewith, which are included in the accompanying 'Consolidated Financial Results for the Quarter and Year Ended March 31, 2026' (the "Consolidated Financial Results") being submitted by the Holding Company pursuant to the requirement of Regulation 33 of the SEBI (Listing Obligations and Disclosure Requirements) Regulations, 2015, as amended (the "Listing Regulations") which has been initialled by us only for identification purposes.
2. In our opinion and to the best of our information and according to the explanations given to us and based on the consideration of reports of other auditors on consolidated/separate audited financial statements/ financial results/ financial information of the subsidiaries, associates and joint ventures, the aforesaid consolidated financial results:
 - (i) include the annual financial results of the following entities:

Subsidiaries:

1. Coromandel International Limited, its subsidiaries, associates and joint venture

Subsidiaries of Coromandel International Limited:

- Coromandel America S.A.
- Coromandel Australia Pty Ltd
- Sabero Argentina S.A
- Coromandel Agronegocios de Mexico S.A de C.V
- Coromandel Chemicals Limited
- Dare Ventures Limited
- CFL Mauritius Limited
- Coromandel Brasil Limitada, Limited Liability Partnership
- Parry America Inc
- Coromandel International (Nigeria) Limited
- Coromandel Mali SASU
- Coromandel Technology Limited
- Dhaksha Unmanned Systems Private Limited
- Coromandel Insurance and Multi Services Limited
- Coromandel Vietnam Company Limited (with effect from October 16, 2024)
- Baobab Mining and Chemicals Corporation S.A (with effect from March 27, 2025)
- Gadde Bissik Phosphates Operations Suarl (with effect from March 27, 2025)
- NACL Industries Limited (with effect from August 8, 2025)
- NACL Spec-Chem Limited (with effect from August 8, 2025)
- NACL Multichem Private Limited (with effect from August 8, 2025)

Price Waterhouse Chartered Accountants LLP, 7th & 10th Floor, Menon Eternity, 165, St. Mary's Road, Alwarpet
Chennai - 600018

T: +91 (44) 42285278

Registered office and Head office: 11-A, Vishnu Digamber Marg, Sucheta Bhawan, New Delhi - 110002

Price Waterhouse (a Partnership Firm) converted into Price Waterhouse Chartered Accountants LLP (a Limited Liability Partnership with LLP identity no: LLPIN AAC-5001) with effect from July 25, 2014. Post its conversion to Price Waterhouse Chartered Accountants LLP, its ICAI registration number is 012754N/N500016. ICAI registration number before conversion was 012754N)



- L R Research Laboratories Private Limited (with effect from August 8, 2025)
- Nagarjuna Agrichem (Australia) Pty Limited (with effect from August 8, 2025)
- NACL Industries (Nigeria) Limited (with effect from August 8, 2025)
- NACL Agri-Solutions Private Limited (with effect from August 8, 2025)

Associates of Coromandel International Limited:

- Coromandel Crop Protection Inc., Philippines
- Nasense Labs Private Limited (with effect from August 8, 2025)

Joint venture of Coromandel International Limited:

- Stuccoedge India Private Limited (with effect from November 24, 2025)

2. Parry Infrastructure Company Private Limited
3. Parry Sugars Refinery India Private Limited (PSRIPL) - Closure of operations with effect from the close of working hours on March 31, 2026
4. Parry International FZCO (Formerly known as Parry International DMCC) (subsidiary of Parry Sugars Refinery India Private Limited) - Dissolution approved by the Board of Directors in meeting held on August 6, 2025
5. US Nutraceuticals Inc and its subsidiary Labelle Botanics LLC
6. Alimtec S.A. - liquidated with effect from September 23, 2025

Joint Venture:

1. Algavista Greentech Private Limited (till October 31, 2025)
 - (ii) are presented in accordance with the requirements of Regulation 33 of the Listing Regulations in this regard; and
 - (iii) give a true and fair view in conformity with the recognition and measurement principles laid down in the applicable Indian Accounting Standards prescribed under Section 133 of the Companies Act, 2013 (the "Act") and other accounting principles generally accepted in India, of net profit and other comprehensive income and other financial information of the Group, its associates and joint ventures for the year ended March 31, 2026 and the Consolidated Statement of Assets and Liabilities and the Consolidated Statement of Cash Flows as at and for the year ended on that date.

Basis for Opinion

3. We conducted our audit in accordance with the Standards on Auditing (SAs) specified under Section 143(10) of the Act and other applicable authoritative pronouncements issued by the Institute of Chartered Accountants of India. Our responsibilities under those Standards are further described in the 'Auditors' Responsibilities for the Audit of the Consolidated Financial Results' section of our report. We are independent of the Group, its associates and joint ventures in accordance with the Code of Ethics issued by the Institute of Chartered Accountants of India together with the ethical requirements that are relevant to our audit of the financial statements under the provisions of the Act and the Rules thereunder, and we have fulfilled our other ethical responsibilities in accordance with these requirements and the Code of Ethics. We believe that the audit evidence obtained by us and other auditors in terms of their reports referred to in paragraph 13 and 14 of the "Other Matters" paragraph below, other than the unaudited financial statements/financial information/financial results as certified by Management and referred to in paragraph 15 of the "Other Matters" paragraph below, is sufficient and appropriate to provide a basis for our opinion.



Emphasis of Matter in respect of a Subsidiary Company

4. The following emphasis of matters have been included in the Independent Auditors' report of PSRIPL, a subsidiary of the Holding Company vide their report dated May 19, 2026. Refer note 11 to the Consolidated Financial Results.
- a) "We draw attention to Note 2 to the financial statements regarding the preparation of the financial statements on a realisable basis of accounting for the reasons mentioned in the aforesaid note.
 - b) We draw attention to Note 10.03 to the financial statements relating to foreign currency receivables aggregating to Rs. 4,542 lakhs outstanding for more than 9 months from the date of export as at March 31, 2026, which is beyond the time period stipulated under the Master Direction - Export of Goods and Services vide FED Master Direction No. 16/2015-16 dated January 1, 2016 (as amended from time to time), issued by the Reserve Bank of India. The Company has intimated its Authorised Dealer Bank in this regard."

Our opinion is not modified in respect of these matters.

Board of Directors' Responsibilities for the Consolidated Financial Results

5. These Consolidated financial results have been prepared on the basis of the Consolidated Annual Financial Statements. The Holding Company's Board of Directors are responsible for the preparation and presentation of these Consolidated Financial Results that give a true and fair view of the net profit and other comprehensive income and other financial information of the Group including its associates and joint ventures and the Consolidated Statement of Assets and Liabilities and the Consolidated Statement of Cash Flows in accordance with the recognition and measurement principles laid down in the Indian Accounting Standards prescribed under Section 133 of the Act read with relevant rules issued thereunder and other accounting principles generally accepted in India and in compliance with Regulation 33 of the Listing Regulations. The respective Board of Directors of the companies included in the Group and of its associates and joint ventures are responsible for maintenance of adequate accounting records in accordance with the provisions of the Act for safeguarding of the assets of the Group and its associates and joint ventures and for preventing and detecting frauds and other irregularities; selection and application of appropriate accounting policies; making judgements and estimates that are reasonable and prudent; and the design, implementation and maintenance of adequate internal financial controls, that were operating effectively for ensuring accuracy and completeness of the accounting records, relevant to the preparation and presentation of the Consolidated Financial Statements that give a true and fair view and are free from material misstatement, whether due to fraud or error, which have been used for the purpose of preparation of the consolidated financial results by the Directors of the Holding Company, as aforesaid.
6. In preparing the Consolidated Financial Results, the respective Board of Directors of the companies included in the Group and of its associates and joint ventures are responsible for assessing the ability of the Group and its associates and joint ventures to continue as a going concern, disclosing, as applicable, matters related to going concern and using the going concern basis of accounting unless the respective Board of Directors either intends to liquidate the Group, its associates and joint ventures or to cease operations, or has no realistic alternative but to do so.



7. The respective Board of Directors of the companies included in the Group and of its associates and joint ventures are responsible for overseeing the financial reporting process of the Group and of its associates and joint ventures.

Auditors' Responsibilities for the Audit of the Consolidated Financial Results

8. Our objectives are to obtain reasonable assurance about whether the consolidated financial results as a whole are free from material misstatement, whether due to fraud or error, and to issue an auditors' report that includes our opinion. Reasonable assurance is a high level of assurance, but is not a guarantee that an audit conducted in accordance with SAs will always detect a material misstatement when it exists. Misstatements can arise from fraud or error and are considered material if, individually or in the aggregate, they could reasonably be expected to influence the economic decisions of users taken on the basis of these consolidated financial results.
9. As part of an audit in accordance with SAs, we exercise professional judgement and maintain professional scepticism throughout the audit. We also:
- Identify and assess the risks of material misstatement of the Consolidated Financial Results, whether due to fraud or error, design and perform audit procedures responsive to those risks, and obtain audit evidence that is sufficient and appropriate to provide a basis for our opinion. The risk of not detecting a material misstatement resulting from fraud is higher than for one resulting from error, as fraud may involve collusion, forgery, intentional omissions, misrepresentations, or the override of internal control.
 - Obtain an understanding of internal control relevant to the audit in order to design audit procedures that are appropriate in the circumstances. Under Section 143(3)(i) of the Act, we are also responsible for expressing our opinion on whether the company has adequate internal financial controls with reference to financial statements in place and the operating effectiveness of such controls.
 - Evaluate the appropriateness of accounting policies used and the reasonableness of accounting estimates and related disclosures made by the Board of Directors.
 - Conclude on the appropriateness of the Board of Directors use of the going concern basis of accounting and, based on the audit evidence obtained, whether a material uncertainty exists related to events or conditions that may cast significant doubt on the ability of the Group and its associates and joint ventures to continue as a going concern. If we conclude that a material uncertainty exists, we are required to draw attention in our auditors' report to the related disclosures in the consolidated financial results or, if such disclosures are inadequate, to modify our opinion. Our conclusions are based on the audit evidence obtained up to the date of our auditors' report. However, future events or conditions may cause the Group and its associates and joint ventures to cease to continue as a going concern.
 - Evaluate the overall presentation, structure and content of the Consolidated Financial Results, including the disclosures, and whether the Consolidated Financial Results represent the underlying transactions and events in a manner that achieves fair presentation.



INDEPENDENT AUDITORS' REPORT

To the Board of Directors of E.I.D. - Parry (India) Limited

Report on the Consolidated Financial Results

Page 5 of 7

- Obtain sufficient appropriate audit evidence regarding the Financial Statements/ Financial Results/ Financial Information of the entities within the Group and its associates and joint ventures to express an opinion on the Consolidated Financial Results. We are responsible for the direction, supervision and performance of the audit of financial information of such entities included in the Consolidated Financial Results of which we are the independent auditors. For the other entities included in the Consolidated Financial Results, which have been audited by other auditors, such other auditors remain responsible for the direction, supervision and performance of the audits carried out by them. We remain solely responsible for our audit opinion.
10. We communicate with those charged with governance of the Holding Company and such other entities included in the consolidated financial results of which we are the independent auditors regarding, among other matters, the planned scope and timing of the audit and significant audit findings, including any significant deficiencies in internal control that we identify during our audit.
 11. We also provide those charged with governance with a statement that we have complied with relevant ethical requirements regarding independence, and to communicate with them all relationships and other matters that may reasonably be thought to bear on our independence, and where applicable, related safeguards.
 12. We also performed procedures in accordance with the circular issued by the SEBI under Regulation 33(8) of the Listing Regulations, as amended, to the extent applicable.

Other Matters

13. The financial statements / financial information/ financial results of fourteen subsidiaries included in the Consolidated Financial Results, reflect total assets of Rs. 2,464,838 lakhs and net assets of Rs. 1,320,589 lakhs as at March 31, 2026, total revenues of Rs. 3,159,192 lakhs, total net profit after tax of Rs. 191,102 lakhs, and total comprehensive income of Rs. 199,187 lakhs for the year ended March 31, 2026 and cash flows of Rs. 17,636 lakhs for the year ended March 31, 2026, as considered in the Consolidated Financial Results. The financial statements / financial information/ financial results of these subsidiaries have been audited by other auditors whose reports have been furnished to us by the other auditors and our opinion on the Consolidated Financial Results, in so far as it relates to the amounts and disclosures included in respect of these subsidiaries, is based on the reports of the other auditors and the procedures performed by us as stated in paragraph 12 above.

Of these, the financial statements of one subsidiary located outside India, included in the consolidated financial results, which constitute total assets of Rs. 17,265 lakhs and net assets of Rs. 8,288 lakhs as at March 31, 2026, total revenues of Rs. 18,131 lakhs, total net profit after tax of Rs. 1,259 lakhs, total comprehensive income of Rs. 1,947 lakhs and net cash outflows amounting to Rs. 112 lakhs for the year then ended have been prepared in accordance with accounting principles generally accepted in their country and which has been audited by the other auditor under generally accepted auditing standards applicable in their country. The Holding Company's management has converted the financial statements of such subsidiary located outside India from the accounting principles generally accepted in their country to the accounting principles generally accepted in India. We have audited these conversion adjustments made by the Holding Company's management.

Our opinion in so far it relates to the balances and affairs of such subsidiary located outside India is based on the report of other auditor and the conversion adjustments prepared by the Management of the Holding Company and audited by us.



INDEPENDENT AUDITORS' REPORT

To the Board of Directors of E.I.D. - Parry (India) Limited

Report on the Consolidated Financial Results

Page 6 of 7

14. We did not audit the financial statements of two subsidiaries whose financial statements reflect total assets of Rs. 4,636 lakhs and net assets of Rs. 2,823 lakhs as at March 31, 2026, total revenues of Rs. 539 lakhs, total net profit after tax of Rs. 5,852 lakhs and total comprehensive income of Rs. 5,658 lakhs and net cash outflows of Rs. 841 lakhs for the year ended on that date, as considered in the consolidated financial results. The financial statements of these subsidiaries have been audited by other auditors whose reports have been furnished to us by the Holding Company's management. Our opinion on the consolidated financial results insofar as it relates to the amounts and disclosures included in respect of these subsidiaries is based solely on the reports of the other auditors furnished to us by the Holding Company's management and other auditors. In our opinion and according to the information and explanations given to us by the Management, these financial statements are not material to the Group.

Of these, the financial statements of one subsidiary located outside India, included in the consolidated financial results, which constitute total assets of Rs. 1,093 lakhs and net assets of Rs. 33 lakhs as at March 31, 2026, total revenues of Rs. 539 lakhs, total net profit after tax of Rs. 5,667 lakhs, total comprehensive income of Rs. 5,484 lakhs and net cash flows amounting to Rs. 462 lakhs for the year then ended have been prepared in accordance with accounting principles generally accepted in their country and which has been audited by the other auditor under generally accepted auditing standards applicable in their country. The Holding Company's management has converted the financial statements of such subsidiary located outside India from the accounting principles generally accepted in their country to the accounting principles generally accepted in India. We have audited these conversion adjustments made by the Holding Company's management.

Our opinion in so far it relates to the balances and affairs of such subsidiary located outside India is based on the report of other auditor and the conversion adjustments prepared by the Management of the Holding Company and audited by us.

15. The consolidated financial results include the unaudited financial statements/ financial information/ financial results of twelve subsidiaries, whose financial statements/ financial information/ financial results reflect total assets of Rs. 2,770 lakhs and net assets of Rs. 1,017 lakhs as at March 31, 2026, total revenue of Rs. 6,893 lakhs, total net loss after tax of Rs. 23 lakhs and total comprehensive loss of Rs. 23 lakhs for the year ended March 31, 2026 and cash outflows of Rs. 972 lakhs for the year ended March 31, 2026, as considered in the consolidated financial results. The consolidated financial results also include the Group's share of net loss after tax of Rs. 14 lakhs and total comprehensive loss of Rs. 14 lakhs for the year ended March 31, 2026, as considered in the consolidated financial results, in respect of two associates and two joint ventures, whose financial statements / financial information/ financial results have not been audited by us. The financial statements/ financial information/ financial results of these subsidiaries, associates and joint ventures are unaudited and have been furnished to us by the Management and our opinion on the consolidated financial results, in so far as it relates to the amounts and disclosures included in respect of these subsidiaries, associates and joint ventures, is based solely on such unaudited financial statements/ financial information/ financial results. In our opinion and according to the information and explanations given to us by the Management, these financial statements / financial information/ financial results are not material to the Group.

Our opinion on the Consolidated Financial Results is not modified in respect of the above matters with respect to our reliance on the work done and the reports of the other auditors and the financial statements/ financial results/ financial information certified by the Board of Directors.



16. The Consolidated Financial Results include the results for the quarter ended March 31, 2026 being the balancing figures between the audited figures in respect of the full financial year and the published unaudited year to date figures up to the third quarter of the current financial year, which were subject to limited review by us.

For **Price Waterhouse Chartered Accountants LLP**
Firm Registration Number: 012754N/N500016



Dilip Kumar Sharma

Partner

Membership Number: 063532

UDIN: 260635320XAXVT7863

Place: Chennai

Date: May 26, 2026



E.I.D.- PARRY (INDIA) LIMITED
Registered Office: 'Dare House', Parry's Corner, Chennai - 600 001
Consolidated Financial Results for the Quarter and Year Ended March 31, 2026
CIN: L24211TN1975PLC006989
www.eidparry.com

Rs. in Lakhs except for per share data

Particulars	Consolidated Results				
	Quarter Ended		Year Ended		
	March 31, 2026	December 31, 2025	March 31, 2025	March 31, 2026	March 31, 2025
	Audited (Refer Note 5)	Unaudited	Audited (Refer Note 5)	Audited	Audited
PART I					
1 Income					
a) Revenue from operations	7,88,233	10,31,220	6,81,112	38,53,408	31,60,861
b) Other income (including other gains/losses)	4,884	5,953	11,244	34,936	35,918
Total income	7,93,117	10,37,173	6,92,356	38,88,344	31,96,779
2 Expenses					
a) Cost of materials consumed	5,78,076	6,49,138	4,44,689	22,96,686	18,31,148
b) Purchases of stock-in-trade	85,772	2,91,769	70,899	8,05,863	5,36,017
c) Changes in inventories of finished goods, by products, work-in-progress and stock-in-trade	(82,330)	(1,38,979)	(17,959)	(1,44,739)	60,750
d) Employee benefits expense	33,729	34,999	26,583	1,30,867	1,03,482
e) Finance costs	11,861	10,312	9,636	45,411	37,243
f) Depreciation and amortisation expense	22,566	20,353	14,170	76,307	51,239
g) Other expenses	1,11,837	1,10,788	1,03,902	4,19,764	3,60,745
Total expenses	7,61,511	9,78,380	6,51,920	36,30,159	29,80,624
3 Profit before share of profit from equity accounted investees, exceptional items and tax (1 - 2)	31,606	58,793	40,436	2,58,185	2,16,155
4 Share of loss of associates and joint ventures (net)	(2)	-	(1,659)	(14)	(5,373)
5 Profit before exceptional items and tax (3+4)	31,604	58,793	38,777	2,58,171	2,10,782
6 Exceptional items (Refer Note 9)	(47,838)	-	34,677	(47,838)	34,677
7 Profit/(Loss) before tax (5+6)	(16,234)	58,793	73,454	2,10,333	2,45,459
8 Tax expenses					
Current tax	13,126	18,884	15,188	78,722	67,839
Deferred tax	(643)	(3,791)	4,322	(6,434)	366
Total tax expenses	12,483	15,093	19,510	72,288	68,205
9 Profit/(Loss) after tax (7 - 8)	(28,717)	43,700	53,944	1,38,045	1,77,254
Profit for the period attributable to:					
a. Owners of the Company	(33,330)	23,215	28,652	56,954	87,835
b. Non-Controlling Interest	4,613	20,485	25,292	81,091	89,419
10 Other comprehensive income:					
<i>a. Items that will not be reclassified to profit or loss</i>					
Remeasurement of defined benefit plans	(871)	(183)	(1,052)	(974)	(1,172)
Equity instruments through other comprehensive income	2,614	91	1,974	6,771	2,035
Income tax relating to items that will not be reclassified to profit or loss	(133)	(2)	(416)	(735)	3,065
<i>b. Items that will be reclassified subsequently to profit or loss</i>					
Exchange differences on translation of foreign operations	(383)	236	(55)	1,228	(1,619)
Fair value movement of cashflow hedge instrument	(6,277)	8,299	(5,555)	(9,046)	(22,751)
Income tax relating to items that will be reclassified to profit or loss	(442)	-	-	(447)	(4)
Total other comprehensive income, net of tax	(5,492)	8,441	(5,104)	(3,203)	(20,446)
Total Other comprehensive income for the period attributable to:					
a. Owners of the Company	(7,629)	8,344	(5,330)	(6,984)	(20,607)
b. Non-controlling interests	2,137	97	226	3,781	161
11 Total comprehensive income (9+10)	(34,209)	52,141	48,840	1,34,842	1,56,808
Total comprehensive income for the period attributable to:					
a. Owners of the Company	(40,959)	31,558	23,322	49,969	67,228
b. Non-Controlling Interest	6,750	20,583	25,518	84,873	89,580
12 Paid up Equity Share Capital (Face value Re 1 per equity share)	1,779	1,779	1,778	1,779	1,778
13 Reserves excluding revaluation reserve				8,74,833	7,91,795
14 Networth(Total Equity)				14,91,958	12,93,152
15 Earnings per share (EPS) (Not annualised) (Rs. per Equity Share)					
(i) Basic	(18.74)	13.05	16.14	32.03	49.47
(ii) Diluted	(18.74)	13.02	16.11	31.91	49.33

See accompanying notes to the financial results

Initialed For
Identification
Purpose Only





E.I.D.- PARRY (INDIA) LIMITED
Registered Office: 'Dare House', Parry's Corner, Chennai - 600 001
Consolidated Financial Results for the Quarter and Year Ended March 31, 2026
Consolidated Segment-wise Revenue, Results, Assets and Liabilities



Rs. In Lakhs

Consolidated Results				
Quarter Ended			Year Ended	
March 31, 2026	December 31, 2025	March 31, 2025	March 31, 2026	March 31, 2025
Audited (Refer Note 5)	Unaudited	Audited	Audited	Audited

1. Segment Revenue:

(Sales/income from each segment)

a. Nutrient and allied business	4,95,250	7,76,177	4,32,096	27,72,687	21,65,228
b. Crop protection	1,07,623	1,09,829	69,872	3,96,825	2,63,705
c. Sugar	1,47,264	1,10,322	1,37,289	5,36,568	5,77,891
d. Co-generation	6,562	3,659	5,793	12,168	12,565
e. Distillery	27,469	28,905	26,819	1,15,137	1,10,181
f. Nutraceuticals	4,951	6,191	5,931	19,963	19,754
g. Consumer products	11,484	13,965	19,532	60,715	88,389
Sub-total	8,00,603	10,49,048	6,97,332	39,14,063	32,37,713
Less : Intersegmental revenue	12,370	17,828	16,220	60,655	76,852
Revenue from operations	7,88,233	10,31,220	6,81,112	38,53,408	31,60,861

2. Segment Results:

(Profit/(Loss) before Tax and Interest from each segment)

a. Nutrient and allied business	24,444	60,656	29,733	2,46,386	2,20,577
b. Crop protection	12,029	13,420	10,111	51,081	36,328
c. Sugar	7,004	(1,781)	322	5,409	(11,521)
d. Co-generation	(485)	234	287	(4,677)	(5,839)
e. Distillery	180	(1,479)	1,953	(1,379)	3,687
f. Nutraceuticals	766	(158)	1,097	1,873	251
g. Consumer products	(3,265)	(3,147)	(1,253)	(10,852)	(5,826)
Sub-total	40,673	67,745	42,250	2,87,841	2,37,657
Adjustments:					
(i) Finance costs (refer note below)	(11,861)	(10,312)	(9,636)	(45,411)	(37,243)
(ii) Other un-allocable income net of un-allocable expenditure	(4,262)	1,360	7,822	8,699	15,741
(iii) Exceptional items (Refer Note 9)*	(40,782)	-	34,677	(40,782)	34,677
Add : Share of loss from joint ventures and associates(net)	(2)	-	(1,659)	(14)	(5,373)
Profit/(Loss) before tax	(16,234)	58,793	73,454	2,10,333	2,45,459

* impairment charge of Rs.7,056 Lakhs for the quarter and year ended March 31, 2026 relates to nutrient and allied business and included therein.

Note: Finance cost also includes interest cost attributable to specific borrowings of certain segments. The same are not included in the measure of segment result as the Chief Operating Decision Maker reviews the result before allocation of finance cost.

3. Segment Assets:

a. Nutrient and allied business	15,47,043	16,59,025	11,36,227	15,47,043	11,36,227
b. Crop protection	4,51,687	4,46,401	2,04,237	4,51,687	2,04,237
c. Sugar	2,03,477	3,03,137	2,99,836	2,03,477	2,99,836
d. Co-generation	16,811	19,738	21,547	16,811	21,547
e. Distillery	80,806	84,169	1,02,545	80,806	1,02,545
f. Nutraceuticals	27,014	26,206	27,096	27,014	27,096
g. Consumer products	11,821	13,973	15,808	11,821	15,808
h. Unallocated assets	5,86,731	6,18,456	6,30,845	5,86,731	6,30,845
Total	29,25,390	31,71,105	24,38,141	29,25,390	24,38,141

4. Segment Liabilities:

a. Nutrient and allied business	9,01,758	9,99,844	6,49,494	9,01,758	6,49,494
b. Crop protection	1,16,739	1,18,657	68,830	1,16,739	68,830
c. Sugar	1,30,189	2,27,019	2,11,669	1,30,189	2,11,669
d. Co-generation	1,940	1,975	2,447	1,940	2,447
e. Distillery	6,208	5,539	5,377	6,208	5,377
f. Nutraceuticals	8,630	9,066	11,532	8,630	11,532
g. Consumer products	3,609	3,303	2,210	3,609	2,210
h. Unallocated liabilities	2,64,359	2,89,233	1,93,430	2,64,359	1,93,430
Total	14,33,432	16,54,636	11,44,989	14,33,432	11,44,989


Notes on Segment information:

a. The Group is focused on the following business segments: Nutrient and allied business, Crop protection, Sugar, Co-generation, Distillery, Nutraceuticals and Consumer products. Based on the "management approach" as defined in Ind AS 108 - Operating Segments, the Chief Operating Decision Maker (CODM) evaluates the Group's performance and allocates resources based on an analysis of various performance indicators by business segments. Accordingly, information has been presented along these business segments. The accounting principles used in the preparation of the financial results are consistently applied to record revenue and expenditure in individual segments.

Even though Co-generation, Distillery, Nutraceuticals and Consumer products do not meet the quantitative thresholds under IND-AS 108, management has disclosed these segments as it believes that the information about these segments would be relevant to the users of the Consolidated Financial Results.

b. Segment result represents the profit before interest and tax earned by each segment without allocation of central administrative costs and other overheads.

Initialed For
Identification
Purpose Only





E.I.D.- PARRY (INDIA) LIMITED
Registered Office: 'Dare House', Parry's Corner, Chennai - 600 001
Consolidated Statement of Assets and Liabilities as at March 31, 2026



Rs. in Lakhs

		As at	
		March 31, 2026	March 31, 2025
		Audited	Audited
A	ASSETS		
1	Non-current assets		
	(a) Property, plant and equipment	5,78,776	4,49,421
	(b) Right-of-use assets	70,428	58,921
	(c) Capital work-in-progress	30,440	37,829
	(d) Investment property	6,796	6,054
	(e) Goodwill	61,736	30,091
	(f) Other intangible assets	1,06,260	70,337
	(g) Intangible asset under development	5,241	4,329
	(h) Financial assets		
	(i) Investments accounted for using equity method		
	(a) Investment in joint venture	-	373
	(b) Investment in associates	816	-
	(ii) Other investments	43,865	38,652
	(iii) Loans	1,14,563	78,464
	(iv) Other financial assets	1,554	979
	(i) Income tax assets (net)	4,933	7,915
	(j) Deferred tax assets (net)	4,235	1,032
	(k) Other non-current assets	21,094	21,885
	Total non-current assets	10,50,737	8,06,282
2	Current assets		
	(a) Inventories	8,66,067	6,68,590
	(b) Financial assets		
	(i) Other investments	2,02,975	1,06,271
	(ii) Trade receivables	2,36,137	1,75,743
	(iii) Government subsidy receivable	2,16,814	1,65,364
	(iv) Cash and cash equivalents	1,22,160	40,389
	(v) Bank balances other than (iv) above	8,692	3,28,712
	(vi) Loans	41,871	-
	(vii) Other financial assets	28,322	7,922
	(c) Income tax assets (net)	5,215	6,305
	(d) Other current assets	1,46,400	1,32,541
		18,74,653	16,31,837
	Assets classified as held for sale	-	22
	Total current assets	18,74,653	16,31,859
	Total Assets	29,25,390	24,38,141
B	EQUITY AND LIABILITIES		
1	EQUITY		
	(a) Equity share capital	1,779	1,778
	(b) Other equity	8,74,833	7,91,795
	Equity attributable to owners of the Company	8,76,612	7,93,573
	Non - Controlling Interest	6,15,346	4,99,579
	Total Equity	14,91,958	12,93,152
	Liabilities		
2	Non-current liabilities		
	(a) Financial liabilities		
	(i) Borrowings	14,488	22,651
	(ii) Lease liability	62,707	54,171
	(iii) Other financial liabilities	1,172	1,565
	(b) Long term provisions	7,145	4,487
	(c) Deferred tax liability (net)	26,584	22,549
	(d) Other non-current liabilities	602	68
	Total non-current liabilities	1,12,698	1,05,491
3	Current Liabilities		
	(a) Financial liabilities		
	(i) Borrowings	2,70,926	1,89,450
	(ii) Lease liability	4,686	4,134
	(iii) Acceptances	5,02,210	3,06,182
	(iv) Trade payables		
	(a) total outstanding dues of micro enterprises and small enterprises	16,889	7,957
	(b) total outstanding dues of creditors other than micro enterprises and small enterprises	4,24,594	4,34,557
	(v) Other financial liabilities	53,608	54,861
	(b) Short term provisions	16,407	12,442
	(c) Current tax liability (net)	1,632	853
	(d) Other current liabilities	29,782	29,062
	Total current liabilities	13,20,734	10,39,498
	Total Liabilities	14,33,432	11,44,989
	Total Equity and Liabilities	29,25,390	24,38,141



Initialed For
Identification
Purpose Only





E.I.D.-PARRY (INDIA) LIMITED
Registered Office: 'Dare House', Parry's Corner, Chennai - 600 001
Consolidated Statement of Cash Flows for the Year ended March 31, 2026



Rs. in Lakhs

Particulars	For the Year Ended	
	March 31, 2026	March 31, 2025
A. Cash flow from operating activities		
Net profit before tax	2,10,333	2,45,459
Adjustments for:		
Depreciation and amortisation	76,307	51,239
Finance costs	45,411	37,243
Dividend income	(296)	(123)
Profit on sale of investment property and property, plant and equipment (net)	(4,628)	(975)
Exceptional items	44,375	(34,677)
Profit on sale of investment (net)	(11,231)	(9,965)
Net gain arising on FVTPL transaction	(2,753)	(808)
Interest income (including government grant interest income)	(22,415)	(25,105)
Liabilities/provisions no longer required written back	(1,717)	(2,774)
Bad debts written off and provision for doubtful debts	6,989	539
Net unrealised exchange (gain)/loss	9,760	6,505
Net loss arising on derivatives	2,823	(5,023)
Earnings on equity method	14	5,373
Operating lease rental received from investment property, net of expenses	(1,946)	(1,513)
Non-cash employee share based payments	664	1,115
Gain arising on loss of joint control	-	(245)
Net gain on modification on lease	(215)	-
Inventory write-offs	47	-
Decommissioning liability provision	15	-
Proceeds from insurance claims	(2,003)	-
Impairment of investments and non current assets	1,997	-
	1,41,198	20,806
Operating profit before working capital changes	3,51,531	2,66,265
Changes in working capital		
(Increase)/Decrease in Trade and other receivables	(8,001)	7,994
Increase in Government subsidies receivable	(51,450)	(27,649)
(Increase)/Decrease in Inventories	(1,60,973)	28,232
Increase in Other assets	(9,068)	(1,776)
Decrease/(Increase) in Other financial assets	4,148	(4,891)
Decrease in Trade payable	(77,646)	(3,677)
Increase in Acceptances	1,96,028	6,390
Increase in Other liabilities	19	12,617
Decrease in Other financial liabilities	(11,177)	(14,953)
Increase/(Decrease) in Long term and Short term provisions	(1,942)	1,871
Increase in employee benefits	4,375	45
Decrease in Exchange differences on translation to presentation currency	(5,827)	(2,838)
	(1,21,514)	1,365
Cash generated from operations	2,30,017	2,67,630
Income tax paid net of refund	(75,866)	(73,991)
Net cash flow from operating activities	1,54,151	1,93,639
B. Cash flow from investing activities		
Purchase of property, plant and equipment, intangible assets and investment properties	(1,61,735)	(1,04,639)
Proceeds from sale of investment property and property, plant and equipment	8,096	43,320
Sale of investments and investment income	-	1,861
Proceeds from sale of investments in subsidiaries and joint venture	30,783	-
Purchase of current investments (Net)	(81,440)	(13,920)
Payment towards aquisition of business*	(81,021)	(1,784)
Purchase of non current investments	-	(2,567)
Intercorporate deposits given (Net)	(70,000)	(80,067)
Net investment in other bank balances	3,15,028	(1,48,888)
Operating lease rental received from investment property, net of expenses	1,946	1,514
Interest received	18,573	26,817
Dividend income received	376	123
Proceeds from insurance claims	2,003	-
Net cash used in investing activities	(17,391)	(2,78,230)

**Initialed For
Identification
Purpose Only**





E.I.D.-PARRY (INDIA) LIMITED
Registered Office: 'Dare House', Parry's Corner, Chennai - 600 001
Consolidated Statement of Cash Flows for the Year ended March 31, 2026



Rs. in Lakhs

Particulars	For the Year Ended	
	March 31, 2026	March 31, 2025
C. Cash flow from financing activities		
Proceeds from issue of equity shares	3,481	2,878
Payment for purchase of additional interest in subsidiary	(6,951)	-
Proceeds from non-controlling interest on account of right issue	10,414	-
Purchase of treasury shares	(5,179)	(1,548)
Repayment of lease liability	(10,268)	(8,886)
Proceeds from long term borrowings	-	8,533
Repayment of long term borrowings	(25,649)	(6,677)
Repayment of deposits	-	(2,365)
Net decrease in short term borrowings	44,107	43,327
Finance costs paid	(39,230)	(31,885)
Dividends paid#	(23,102)	(15,427)
Proceeds/ (Repayments) under supplier finance arrangement	(2,711)	19,434
Net cash from/(used in) financing activities	(55,088)	7,384
Net Increase/(decrease) in cash and cash equivalents (A+B+C)	81,672	(77,207)
Reconciliation		
Cash and cash equivalents as at beginning of the year	40,389	1,17,632
Exchange gain on cash and cash equivalents	99	(36)
Cash and cash equivalents as at end of the year	1,22,160	40,389
Net increase/(decrease) in cash and cash equivalents	81,672	(77,207)
# includes amounts transferred to earmarked dividend accounts		
Non-cash financing and investing activities:		
Additions to right-of-use assets	14,394	21,206
* net of cash acquired Rs. 980 lakhs and Rs. 1,545 lakhs.		

**Initialed For
Identification
Purpose Only**





E.I.D.- PARRY (INDIA) LIMITED
Registered Office: 'Dare House', Parry's Corner, Chennai - 600 001
Consolidated Financial Results for the Quarter and Year Ended March 31, 2026

- 1 The above Consolidated Financial Results were reviewed and recommended by the Audit Committee and approved by the Board of Directors at their respective meetings held on May 25, 2026 and May 26, 2026.
 - 2 Pursuant to the exercise of stock options by certain employees, the Company has allotted 94,423 number of equity shares during the year ended March 31, 2026 (Year ended March 31, 2025: 260,703 Shares) each at the respective exercise price.
 - 3 The consolidated results (the 'Statement') includes the results of the following entities:
Subsidiaries:
 - i. Coromandel International Limited (CIL), its subsidiaries, associates and joint venture
Subsidiaries of Coromandel International Limited:
 - Coromandel America S A
 - Coromandel Australia Pty Ltd
 - Sabero Argentina S A
 - Coromandel Agronegocios de Mexico S.A de C.V
 - Coromandel Chemicals Limited
 - Dare Ventures Limited
 - CFL Mauritius Limited
 - Coromandel Brasil Limitada, Limited Liability Partnership
 - Parry America Inc, USA
 - Coromandel International (Nigeria) Limited
 - Coromandel Mali SASU
 - Coromandel Technology Limited
 - Dhaksha Unmanned Systems Private Limited
 - Coromandel Insurance and Multi Services Limited
 - Coromandel Vietnam Company Limited (with effect from October 16, 2024)
 - Baobab Mining and Chemicals Corporation S A (with effect from March 27, 2025)
 - Gadde Bissik Phosphates Operations Suarl (with effect from March 27, 2025)
 - NACL Industries Limited (with effect from August 08, 2025)
 - NACL Spec Chem Limited (with effect from August 08, 2025)
 - NACL Multichem Private Limited (with effect from August 08, 2025)
 - LR Research Laboratories Private Limited (with effect from August 08, 2025)
 - Nagarjuna Agrichem (Australia) Pty, Limited (with effect from August 08, 2025)
 - NACL Industries (Nigeria) Limited,(with effect from August 08, 2025)
 - NACL Agri-solutions Private Limited,(with effect from August 08, 2025)
 - Associates of Coromandel International Limited:**
 - Coromandel Crop Protection Inc, Philippines
 - Nasense Labs Private Limited (with effect from August 08, 2025)
 - Joint venture of Coromandel International Limited:**
 - Stuccoedge India Private Limited (with effect from November 24, 2025)
 - ii. Parry Infrastructure Company Private Limited
 - iii. Parry Sugars Refinery India Private Limited (PSRIPL) - Also, refer note 9(c) below
 - iv. Parry International FZCO (formerly known as Parry International DMCC) (subsidiary of PSRIPL)
 - v. US Nutraceuticals Inc and its subsidiary Labelle Botanics LLC
 - vi. Alimtec S A (liquidated with effect from September 23, 2025)
 - Joint Venture:**
 - i. Algavista Greentech Private Limited (till October 31, 2025)
- 4 Summarised figures of the Company for the Standalone entity are as below:

Description	Quarter Ended			Year Ended	
	March 31, 2026	December 31, 2025	March 31, 2025	March 31, 2026	March 31, 2025
	Audited	Unaudited	Audited	Audited	Audited
Revenue from operations	84,553	76,986	81,367	3,12,026	3,16,812
EBITDA*	(23,394)	(1,330)	(12,549)	(43,084)	(17,534)
Loss before tax*	(29,932)	(7,334)	(18,973)	(68,571)	(41,959)
Loss after tax*	(34,039)	(5,435)	(23,170)	(70,828)	(42,830)
Total comprehensive income	(33,883)	(5,433)	(23,114)	(67,233)	(39,271)

*Includes Exceptional Items	Quarter Ended			Year Ended	
	March 31, 2026	December 31, 2025	March 31, 2025	March 31, 2026	March 31, 2025
	Audited	Unaudited	Audited	Audited	Audited
Impairment of investment in subsidiary	(4,616)	-	(35,032)	(40,060)	(42,715)
Remeasurement of financial guarantee and loan commitment	(59,132)	-	-	(59,132)	-
Reversal of impairment of investment in subsidiary and joint venture	-	-	-	221	-
Profit on sale of investment in Coromandel International Limited (Subsidiary)	29,764	-	-	29,764	-
Impairment of property plant and equipment	(13,769)	-	-	(13,769)	-
Total exceptional items	(47,753)	-	(35,032)	(82,976)	(42,715)

The Standalone financial results can be accessed at Stock Exchange websites www.nseindia.com and www.bseindia.com. The results can also be accessed at the company's website www.eidparry.com.



Initialed For Identification Purpose Only





E.I.D.- PARRY (INDIA) LIMITED
Registered Office: 'Dare House', Parry's Corner, Chennai - 600 001
Consolidated Financial Results for the Quarter and Year Ended March 31, 2026

5 The figures for the current quarter and the quarter ended March 31, 2025 are the balancing figures between audited figures of the full financial year ended March 31, 2026 and March 31, 2025, respectively and published year to date figure upto third quarter ended December 31, 2025 and December 31, 2024 respectively.

6 Pursuant to share purchase agreements dated March 12, 2025, Coromandel International Limited (CIL) (Subsidiary of the Company) acquired in aggregate 106,912,581 equity shares of NACL Limited ("NACL") representing 53.08% of the voting share capital of NACL. Consequently, NACL has become a subsidiary of the CIL w.e.f. August 8, 2025. The transaction was accounted in accordance with Ind AS 103 - Business Combinations. The fair value of consideration transferred is Rs. 82,001 Lakhs and CIL recognised net assets (including tangible assets) of Rs. 57,953 Lakhs, intangible assets of Rs. 23,784 Lakhs resulting in a goodwill of Rs. 38,615 Lakhs. The acquisition pertains to the CIL crop protection segment.

On December 31, 2025, CIL acquired additional 18,824,301 equity shares pursuant to the rights offer made by NACL for a consideration of Rs. 14,438 Lakhs and its stake increased to 53.73%.

The consolidated figures for the current quarter and year ended March 31, 2026 may not be comparable with those of earlier periods due to the acquisition of NACL as stated above.

7 Due to the seasonal nature of the business, figures for the current and previous quarters are not comparable.

8 On November 21, 2025, the Government of India notified four Labour Codes, effective immediately, replacing the existing 29 labour laws which require gratuity to be calculated based on wages constituting at least 50% of total remuneration. This has resulted in an increase in gratuity benefits in respect of services rendered in prior periods, and accordingly, Group has recognised past service cost amounting to Rs. 1,255 Lakhs during the year. This approach is consistent with the guidance issued by the Institute of Chartered Accountants of India.

9 **Exceptional items:**

Rs. in Lakhs

Particulars	Quarter Ended			Year Ended	
	March 31, 2026	December 31, 2025	March 31, 2025	March 31, 2026	March 31, 2025
	Audited	Unaudited	Audited	Audited	Audited
Company (Refer note a below)					
-Impairment of property plant and equipment	(13,769)	-	-	(13,769)	-
CIL, Subsidiary (Refer note b below)					
-Impairment of goodwill	(7,056)	-	-	(7,056)	-
-Profit on sale of leasehold land	-	-	39,771	-	39,771
-Impairment of non-financial assets	-	-	(5,094)	-	(5,094)
PSRIPL, Subsidiary (Refer note c below)					
-Closure related obligations and restructuring cost	(27,013)	-	-	(27,013)	-
Total	(47,838)	-	34,677	(47,838)	34,677

a) Due to insufficient feed stock availability in Tamil Nadu and Andhra Pradesh, an impairment assessment was performed by the management of Holding Company. Accordingly, an impairment charge of Rs. 13,769 Lakhs was recognised during the quarter and year ended March 31, 2026 on property, plant and equipment with respect to three Cash Generating Units (CGUs).

b) i) estimated provision towards impairment of investment/goodwill relating to Company's Drones subsidiary business. This is primarily on account of delay in execution of certain orders.

ii) pertains to gain on assignment of rights on leasehold land and write-down of certain assets to their recoverable values across plants amounting to Rs. 39,771 Lakhs and Rs. 5,094 lakhs respectively.

c) On March 31, 2026, the Board of Directors of the Company and its wholly owned subsidiary, Parry Sugars Refinery India Private Limited ("PSRIPL"), approved the closure of operations of PSRIPL's sugar refinery unit with effect from the close of working hours on March 31, 2026. The subsidiary was engaged in the business of refining raw sugar and exporting refined sugar. Over a sustained period, the operations were adversely impacted by changes in global market conditions, higher operating costs, operational disruptions etc. Despite various initiatives undertaken to improve operational performance and financial viability, the business continued to incur losses and was assessed to be unviable. Accordingly, after evaluating all strategic options, the Board of Directors of PSRIPL concluded that closure of the operations was in the best long term interest of the Company and its stakeholders. PSRIPL has recognised the following closure related obligations:

(a) Employee termination benefits and contractor settlement costs - Rs. 1,243 Lakhs

(b) Impairment loss on Property, Plant and Equipment - Rs. 23,549 Lakhs and

(c) Write-down of inventories to net realisable value - Rs. 2,221 Lakhs.

10 Considering the emerging practices on disclosures of trade credits and recent amendments to Ind AS, Coromandel International Limited (CIL) (Subsidiary of Company) has reassessed its presentation of amounts covered under supplier finance arrangements. Accordingly, short term acceptances in the nature of trade credits which are within the normal working capital cycle of the Company have now been disclosed as a separate line under financial liabilities as 'Acceptances'.

11 With respect to the subsidiary, PSRIPL, the following Emphasis of Matter has been included in the audit report relating to:

a) the preparation of the financial statements on a realisable basis of accounting (Also, refer note 9(c) above) and

b) the foreign currency receivables aggregating to Rs. 4,542 Lakhs outstanding for more than 9 months from the date of export as at March 31, 2026, which is beyond the time period stipulated under the Master Direction - Export of Goods and Services vide FED Master Direction No. 16/2015-16 dated January 1, 2016 (as amended from time to time), issued by the Reserve Bank of India. The Company has intimated its Authorised Dealer Bank in this regard.

On behalf of the Board

Muthiah Murugappan

Whole-Time Director and Chief Executive Officer

Place: Chennai
Date: May 26, 2026



Initialed For Identification Purpose Only





Press Release
E.I.D.-Parry (India) Limited
Financial Results

Chennai, May 26, 2026 : EID Parry (India) Limited, one of the largest manufacturers of Sugar in India, has reported its financial results for the quarter and year ended 31st March 2026.

Consolidated performance for the quarter and year ended March 31, 2026:

The consolidated revenue from operations for the quarter ended 31st March 2026 was Rs. 7,882 Crore, as compared to Rs. 6,811 crore in the corresponding quarter of the previous year. Earnings before interest, tax, depreciation and amortization (EBITDA) for the quarter ended 31st March 2026 was Rs. 660 Crore, (excluding exceptional item of Rs.(478) Crore) as compared to the Rs. 626 Crore (excluding exceptional item of Rs.347 Crore) in the corresponding quarter of the previous year. The Consolidated Loss after Tax and non-controlling interest was Rs. (333) Crore as compared to Profit of Rs. 286 Crore in the corresponding quarter of the previous year.

The consolidated revenue from operations for the year ended 31st March 2026 was Rs. 38,534 Crore, as compared to Rs. 31,609 Crore in the previous year. Earnings before interest, tax, depreciation and amortization (EBITDA) for the year ended 31st March 2026 was Rs. 3,799 Crore,(excluding exceptional item of Rs.(478) Crore) as compared to Rs. 2,993 Crore (excluding exceptional item of Rs.347 Crore) in the previous year. The Consolidated Profit after Tax and non-controlling interest was Rs.570 Crore as compared to Rs. 878 Crore in the previous year.

Standalone performance for the quarter and Year ended March 31, 2026:

The Standalone revenue from operations for the quarter ended 31st March 2026 was Rs. 846 Crore as compared to Rs. 814 Crore in the corresponding quarter of previous year. Earnings before interest, tax, depreciation and amortization (EBITDA) for the quarter ended 31st March 2026 was Rs. 244 Crore (excluding exceptional item of Rs.(478) Crore) as compared to Rs. 225 Crore (excluding exceptional item of Rs. (350) Crore) in the corresponding quarter of the previous year. The Standalone Loss after tax for the quarter was Rs. 340 Crore (which includes provisions made towards shortfall in payments of the



subsidiary Rs.591 Crore, Impairment of Investments in subsidiary Rs.46 Crore, Impairment of Property ,Plant and Equipment Rs.138 Crore and Profit on sale of Investments in Subsidiary Rs.298 Crore) as compared to a loss of Rs. 232 Crore (which includes a provision for impairment of investment in a subsidiary amounting to Rs.350 Crore) in the corresponding quarter of the previous year

The Standalone revenue from operations for the year ended 31st March 2026 was Rs. 3,120 Crore as compared to Rs. 3,168 Crore in the previous year . Earnings before interest, tax, depreciation and amortization (EBITDA) for the year ended 31st March 2026 was Rs. 399 Crore (excluding exceptional items of Rs. (830) Crore) as compared to Rs. 252 Crore (excluding exceptional item of Rs. (427) Crore) in the previous year. The Standalone Loss after tax for the year ended 31st March 2026 was Rs. 708 Crore (which includes provisions made towards shortfall in payments of subsidiary Rs.591 Crore, Impairment of investment in subsidiary Rs.401 Crore, Impairment of Property ,Plant and Equipment Rs.138 Crore reversal of impairment in JV/Subsidiary Rs. 2 Crore and profit on sale of Investment in Subsidiary Rs.298 Crore), as compared to a loss of Rs. 428 Crore (which includes a provision for impairment of investment in subsidiary amounting to Rs. (427) Crore) in the previous year.

Sugar & Biofuel Division

Consolidated Sugar operations, including refinery business, reported a Profit before Interest and Tax of Rs. 67 Crore for the quarter ended 31st March 2026 as compared to Profit of Rs. 26 crore in the corresponding quarter of the previous year.

Farm Inputs Division

The Consolidated Farm Inputs operations reported a Profit before Interest and Tax of Rs. 365 Crore for the quarter ended 31st March 2026 as compared to Rs. 398 Crore in the corresponding quarter of the previous year.

Nutraceuticals Division

The Consolidated Nutraceuticals Division reported a Profit before Interest and Tax of Rs 8 Crore for the quarter ended 31st March 2026 as compared to Rs. 11 Crore in the corresponding quarter of the previous year.

Mr. Muthiah Murugappan, Whole-time Director and Chief Executive Officer commenting on the standalone results stated as follows:

Sugar & Biofuel Division:

The revenues of the sugar segment was at Rs. 466 Crore for the quarter ended 31st March 2026 as compared to Rs. 408 Crore in the corresponding quarter of the previous year. Profit before Interest and tax was Rs. 78 Crore for the quarter ended 31st March 2026 as compared to Profit of Rs. 56 Crore for the corresponding quarter of the previous year on account of better realization and cost optimization measures taken by the company.

Distillery:

The revenues of the distillery segment were at Rs. 275 crore for the quarter ended 31st March 2026, as compared to Rs.268 Crore in the corresponding quarter of the previous year. The segment reported a profit of Rs. 2 Crore for the quarter ended 31st March 2026, as compared to profit of Rs. 20 Crore corresponding quarter of the previous year. The decrease in profit is primarily driven by higher input costs and lower realizations.

Consumer Products Group (CPG):

The revenues of the Consumer Products Group (CPG) segment for the quarter ended 31st March 2026 was at Rs 115 Crore as compared to Rs. 195 Crore in the corresponding quarter of the previous year. The decrease in CPG Revenues stems from a purposeful operating-model recalibration with a deliberate shift towards better channel optimization and improvement in the margin profile of the business.

Nutraceuticals:

Nutraceuticals segment revenues for the quarter ended 31st March 2026 was Rs. 13 Crore as compared to Rs. 10 Crore in the corresponding quarter of the previous year. The segment reported a profit of Rs. 3.8 Crore for the quarter ended 31st March 2026, as compared to profit of Rs. 1.4 Crore in the corresponding quarter of the previous year.

About E.I.D. - Parry (India) Limited

EID Parry, known for its strong presence in the sugar and nutraceuticals industries, expanded into the Fast-Moving Consumer Goods (FMCG) segment in 2023 and has since broadened its footprint by

introducing a premium range of super grains, including millets, dals, and rice

With a rich legacy of over 235 years and a trusted reputation in households, EID Parry presents a diverse selection of high-quality grains, embodying the commitment to "Better Grains, Better Health." The goal is to integrate seamlessly into consumers' daily lives and contribute to a healthier and more sustainable future.

As Parry's Consumer Products emerges, the company undergoes a transformation from a sugar enterprise into a comprehensive Food, Nutrition and Bioenergy establishment.

The Company has six sugar factories having an aggregate capacity to crush 40,800 TCD, generate 140 MW of power and five distilleries having a capacity of 582 KLPD. In the Power and Distillery segments, the Company has been making significant advancements - augmenting distillery capacities across the plants and maximizing the Ethanol volumes to capitalize on the EBP opportunity. The company also has a significant presence in Farm Inputs business through its subsidiary, Coromandel International Limited. EID Parry has a 100% stake in Parry Sugars Refinery India Private Limited and US Nutraceuticals Inc, USA.

In the Nutraceuticals business, it holds a strong position in the growing wellness segment mainly catering to the world markets with its organic products.

EID Parry has earned distinct accolades, notable ones being Best CSR Project of the Year, Gold Award for EHS Excellence during the 16th Edition of the CII-SR EHS Excellence Awards, CII Award for Water Conservation and Efficiency, SISTA Gold award for Best Technical Efficiency, Gold Award for Best Corporate Annual Report for the financial year 2024-25 from PRSI State Awards 2025, Best Cogeneration Power plant, Superbrands Award (for five consecutive years) and more.

For more information, please visit: <https://www.eidparry.com/>

About the Murugappa Group

A 125-year-old conglomerate with presence across India and the world, the INR 902 billion (90,178 crore) Murugappa Group has diverse businesses in agriculture, engineering, financial services and more.

The Group has 10 listed companies: Carborundum Universal Limited, CG Power & Industrial Solutions Limited, Cholamandalam Financial Holdings Limited, Cholamandalam Investment & Finance Company

Limited, Coromandel International Limited, EID Parry (India) Limited, NACL Industries Limited, Shanthi Gears Limited, Tube Investments of India Limited and Wendt (India) Limited. Other major companies include Cholamandalam MS General Insurance Company Limited and Parry Agro Industries Limited. Brands such as Ajax, Hercules, BSA, Montra, Montra Electric, Mach City, Chola, Chola MS, CG Power, Shanthi Gears, CUMI, Gromor, Paramfos, Parry's are part of the Group's illustrious stable.

Abrasives, technical ceramics, electrominerals, electric vehicles, auto components, fans, transformers, signalling equipment for railways, bicycles, fertilisers, sugar, tea and several other products make up the Group's business interests.

Guided by the five lights — integrity, passion, quality, respect and responsibility — and a culture of professionalism, the Group has a workforce of over 94,041 employees.

For more information, see www.murugappa.com

For further information, please contact:

Sruthi Radhakrishnan
Murugappa Group
+91 96000 05932

Shamitha Hegde
Adfactors PR
+91-90031 07361



E.I.D. PARRY (INDIA) LIMITED

FY '26 Q4 Investor Presentation

26th May 2026

Certain statements made in this document may constitute forward-looking statements. These forward-looking statements are based on the currently held beliefs and assumptions of the management of the Company, which are expressed in good faith and, in their opinion, reasonable.

However, these forward-looking statements are subject to certain risks and uncertainties that could cause our actual results to differ materially from those contemplated by the relevant forward-looking statements.

EID Parry will not be in any way responsible for any action taken based on such statements and undertakes no obligation to publicly update these forward-looking statements to reflect subsequent events or circumstances.

Commenting on the performance for FY '26 Q4, Mr. Muthu Murugappan, CEO and Wholetime Director of EID Parry (India) Ltd., said:



The year 2025–26 has been challenging for EID Parry. We navigated a demanding operating environment with strong emphasis on disciplined execution, operational efficiency and portfolio reshaping as we look towards long-term value creation. Across our business verticals, efforts have been focused on better managing working capital, improving our cost position and building a more resilient and efficient operating model. We have also taken some hard calls throughout the year, relative to our portfolio of both businesses and products.

Performance Across Business Verticals

In the **Sugar & Biofuels segment**, the focus this year has been on driving efficiency in an environment of increasing cost pressures, while undertaking structural improvements to the operating model. Given the unfavourable economics of cost and oversupply relative to the Ethanol segment and a dull market for Sugar exports, our disciplined approach towards managing costs and focused execution has helped us deliver a better operating performance when compared to FY '25.

In the **Consumer Products Group**, the year has been one of strategic reset and sharper prioritisation. We have focused on product portfolio and channel optimization, recalibrating our approach away from lower-contribution bulk categories such as rice and pulses – where our initial foray did not meet expectations – towards value-added segments such as jaggery and brown sugar, where we see stronger potential towards premiumisation and improved margin profiles.

Our **Nutraceuticals** business remained focused on regaining share in key EU and US markets, driven by the management restructuring of our U.S subsidiary – Valensa International. In parallel, we expanded our presence in emerging markets, and progressed entry into new product segments around Derma / Hair Health with a view towards better **value creation**.

As part of our portfolio realignment, we have taken the decision to exit the **Parry Sugars & Refinery** business, impacted by both operational challenges, structural unviability and high levels of debt.

Strengthening the Enterprise

As we move into 2026–27, we have framed our priorities with a view towards '**Disciplined Renewal**':

1. Continue strengthening the core across our business verticals, as we navigate an uncertain geopolitical and policy environment
2. Driving margin improvement through sharper cost, portfolio and channel strategies
3. Stronger working capital and cash flow management
4. Accelerating digital and AI-led transformation to enhance productivity, efficiency and decision-making

We enter the new year with a stronger foundation, clearer strategic priorities and a continued focus on '**Disciplined Renewal**', so as to deliver long-term value to all our stakeholders.

E.I.D. PARRY AT A GLANCE




Sugarcane
Crushing Capacity



~ 40.8k TCD

Co-Generation
Capacity



140 MW

Distillery
Capacity



582 KLPD

Employees



2,300 +

Market Cap.
(as on 25th May '26)



~ ₹ 14,062 Cr.

Revenue
(FY 26) *



~ ₹ 7,056 Cr.

Operational EBITDA[#]
(FY 26) *



~ ₹ 233 Cr.

Credit Rating

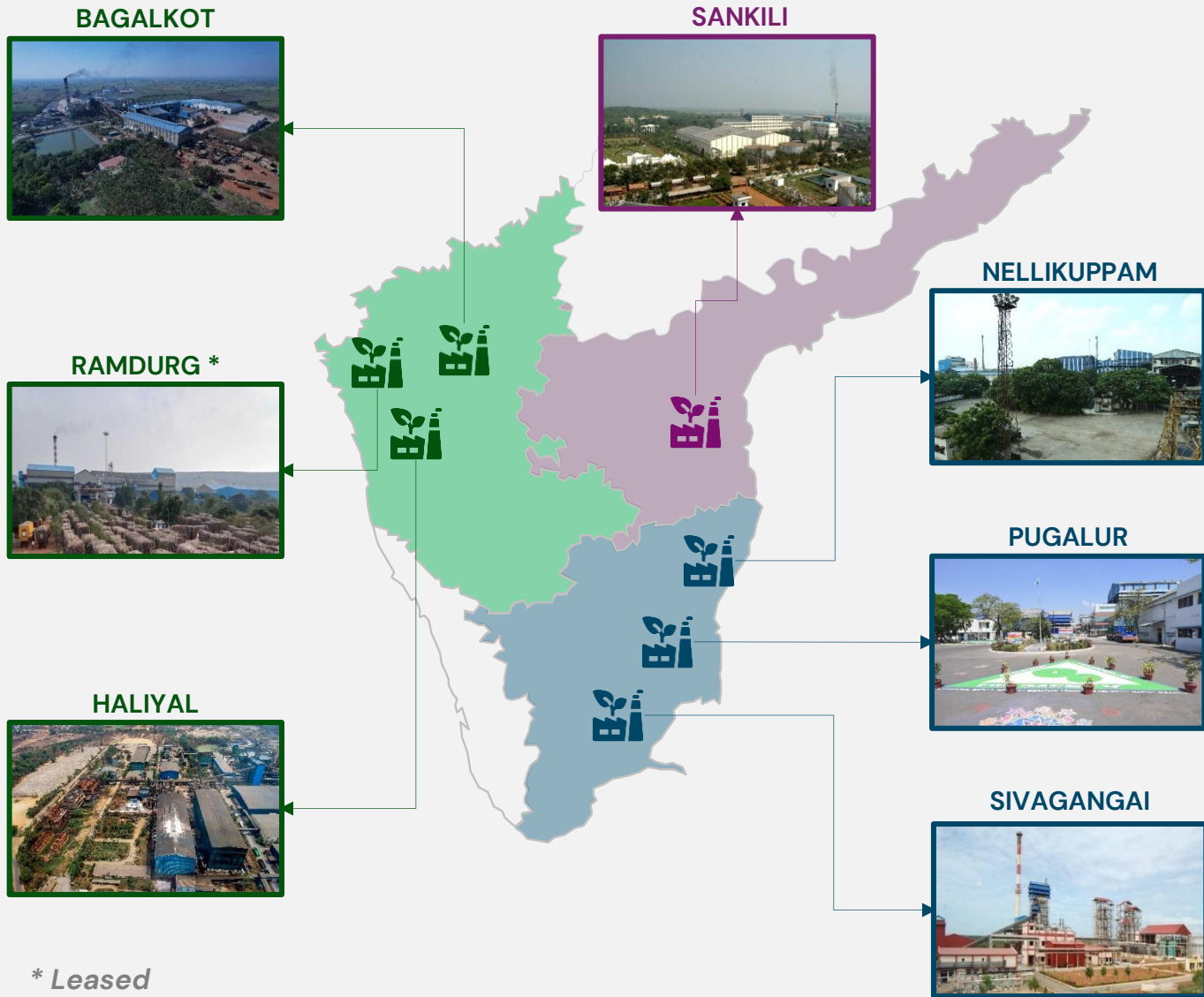


AA -

* Consolidated financials excluding Coromandel International Limited (CIL)

Operational EBITDA excludes dividend income and exceptional items

MANUFACTURING CAPABILITY



* Leased

**6 SUGAR PLANTS & 1 STANDALONE DISTILLERY
ACROSS 3 SOUTH INDIAN STATES**



LOCATION	SUGARCANE (TCD) ^	POWER (MW) ^	DISTILLERY (KLPD) ^
Nellikuppam	7,500	24.5	120
Pugalur	4,800	22.0	-
Sivagangai	-	-	64
Sankili	5,000	16.0	168
Haliyal	12,000	49.0	170
Bagalkot	6,500	15.5	60
Ramdurg	5,000	13.0	-
TOTAL	40,800	140.0	582

^ Installed Capacity

FINANCIAL PERFORMANCE



CONSOLIDATED FINANCIAL PERFORMANCE



Q4 FY '26 vs Q4 FY '25		
EID SEGMENT REVENUE (INR Cr.)	Q4 FY '26	Q4 FY '25
Sugar	1,473	1,375
Co-Generation	66	58
Distillery	274	268
Nutraceuticals	50	60
Consumer Products	103	195
Sub-Total	1,966	1,956
Intersegmental Revenues	99	134
Revenue from Operations	1,867	1,822
EID SEGMENT RESULTS (INR Cr.)	Q4 FY '26	Q4 FY '25
Sugar	70	3
Co-Generation	(5)	3
Distillery	2	20
Nutraceuticals	8	11
Consumer Products	(33)	(12)
Sub-Total	42	25
Adjustments:		
i. Finance Cost	(29)	(30)
ii. Other Unallocated	153	108
Exceptional Items	(407)	-
Total PBT	(241)	103

FY '26 vs FY '25		
EID SEGMENT REVENUE (INR Cr.)	FY '26	FY '25
Sugar	5,366	5,781
Co-Generation	122	126
Distillery	1,151	1,102
Nutraceuticals	200	198
Consumer Products	607	884
Sub-Total	7,446	8,091
Intersegmental Revenues	391	568
Revenue from Operations	7,055	7,523
EID SEGMENT RESULTS (INR Cr.)	FY '26	FY '25
Sugar	54	(115)
Co-Generation	(47)	(58)
Distillery	(14)	37
Nutraceuticals	19	3
Consumer Products	(109)	(58)
Sub-Total	(97)	(191)
Adjustments:		
i. Finance Cost	(112)	(110)
ii. Other Unallocated	400	227
Exceptional Items	(407)	-
Total PBT	(216)	(74)

STANDALONE FINANCIAL PERFORMANCE



Q4 FY '26 vs Q4 FY '25		
EID SEGMENT REVENUE (INR Cr.)	Q4 FY '26	Q4 FY '25
Sugar	466	408
Co-Generation	66	58
Distillery	275	268
Nutraceuticals	13	10
Consumer Products	115	195
Sub-Total	934	939
Intersegmental Revenues	89	125
Revenue from Operations	846	814

FY '26 vs FY '25		
EID SEGMENT REVENUE (INR Cr.)	FY '26	FY '25
Sugar	1,570	1,571
Co-Generation	122	126
Distillery	1,151	1,102
Nutraceuticals	33	37
Consumer Products	607	884
Sub-Total	3,483	3,720
Intersegmental Revenues	362	551
Revenue from Operations	3,121	3,169

EID SEGMENT RESULTS (INR Cr.)	Q4 FY '26	Q4 FY '25
Sugar	78	56
Co-Generation	(5)	3
Distillery	2	20
Nutraceuticals	4	1
Consumer Products	(33)	(13)
Sub-Total	46	67
Adjustments:		
i. Finance Cost	(20)	(19)
ii. Other Unallocated	153	113
Exceptional Items	(477)	(350)
Total PBT	(299)	(190)

EID SEGMENT RESULTS (INR Cr.)	FY '26	FY '25	Management Remarks
Sugar	(11)	(86)	Reduction in loss due to: i. Increase in recovery
Co-Generation	(47)	(58)	ii. Significant reduction in cash fixed costs
Distillery	(14)	37	Loss due to i. Increase in feed stock cost ii. Reduction in selling price
Nutraceuticals	0	(1)	
Consumer Products	(109)	(58)	Increase in loss due to i. Lower sales volume ii. Higher input costs iii. Channel corrections
Sub-Total	(181)	(166)	
Adjustments:			
i. Finance Cost	(74)	(69)	
ii. Other Unallocated	398	243	
Exceptional Items	(829) *	(427)	
Total PBT	(686)	(420)	

* Increase in loss significantly on account of PSRIPL impairment



SUGAR & BIO-FUEL



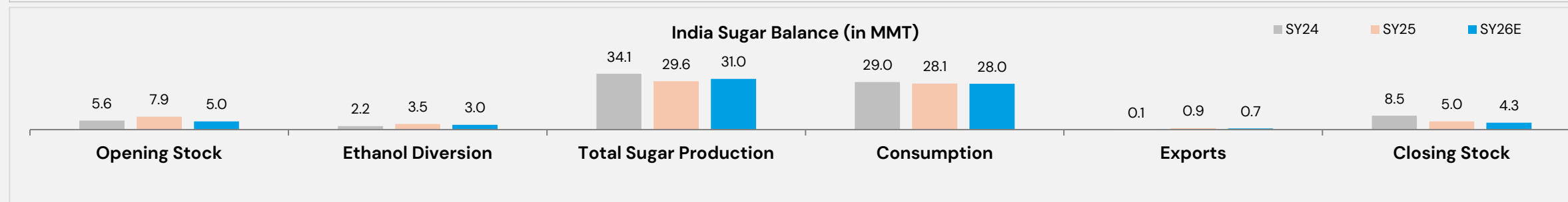
SUGAR SCENARIO



DOMESTIC

Source: ISMA, Reuters

KEY POLICIES	SY21-22	SY22-23	SY23-24	SY24-25	SY25-26
MSP (INR / kg)	31	31	31	31	31
FRP (INR / MT)	2,900	3,050	3,150	3,400	3,550
Recovery %	10.00 %	10.25 %	10.25 %	10.25 %	10.25 %
Release Quota	Yes	Yes	Yes	Yes	Yes
Sugar Exports	11 MMT (OGL)	6 MMT (till May '23)	-	1 MMT	1.5 MMT
OMC Ethanol	B Hy, Syrup & Grain				



Projected lower cane output from leading sugar-producing states in 2025-26. Output is expected to lower from 29 MMT (SY24) to 28 MMT (SY26E) according to recent estimates. Closing stock is expected to reduce from 5 MMT (FY25) to 4.2 MMT (SY26E) due to lower ethanol diversion and exports. Pricing outlook dynamics appear to be Neutral / Positive.

GLOBAL

Source: USDA (Global Sugar Balance)

A reduction in global sugar production – mostly in India and Europe – more than offset a downward revision in consumption in Europe, Indonesia and Middle East. Estimated global supply and demand surplus for 2026-27 increased by 1.3 MMT to 3.6 MMT. Lower yields, flat price trading below costs may impact mix for SY26-27.



01 | Blending %

As of 31st January 2026, India has reached 19.98% ethanol blend in petrol, amounting to 1,048 Cr. Litres; against a target of 20% for ESY 25-26

02 | Diversion in SY 25-26

Diversion for Ethanol in SY 25-26 is expected to be 30 LMT of sugar (against 35 LMT diverted in SY 24-25)

03 | Ethanol Update

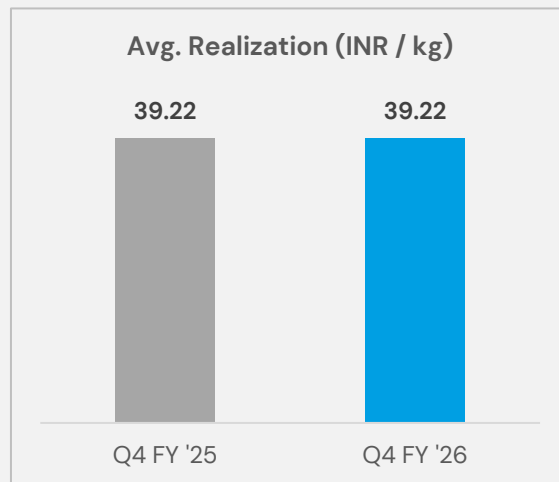
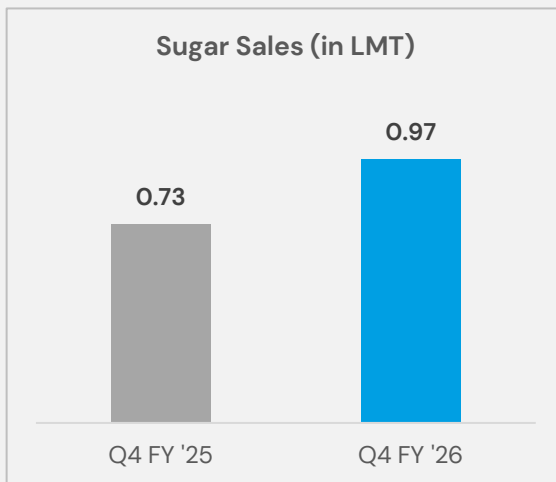
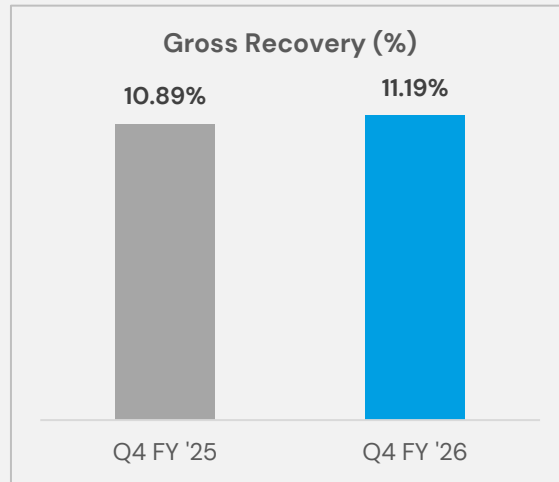
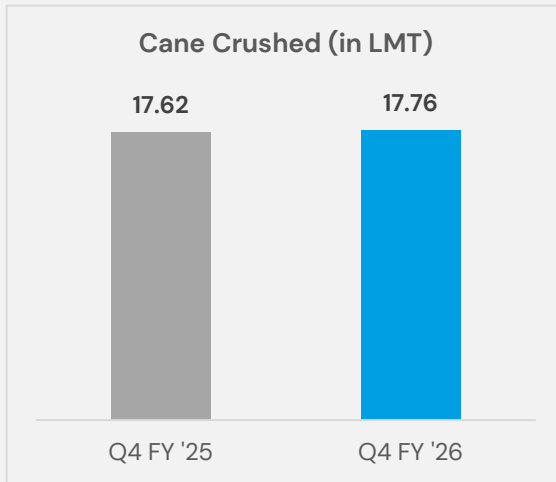
Overall, the %-wise contribution of the Sugar and Grain sector stands at 32% & 68% respectively in SY 24-25. As per the tenders allotted by OMCs for SY 25-26, %-wise contribution of Sugar and Grain sector stand at 28% & 72% respectively

Source: ISMA

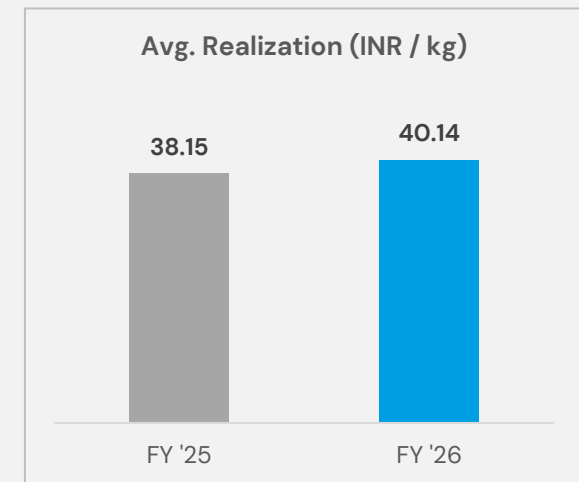
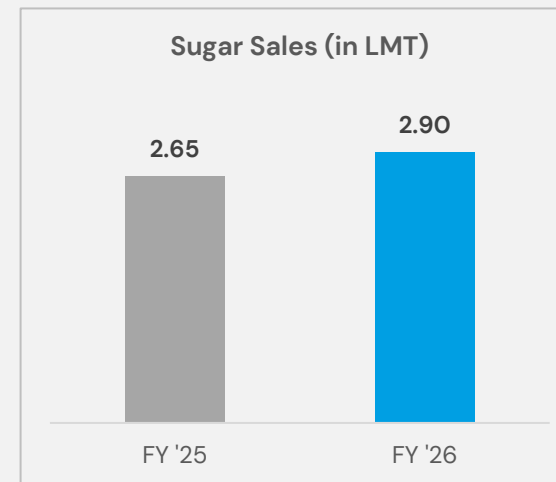
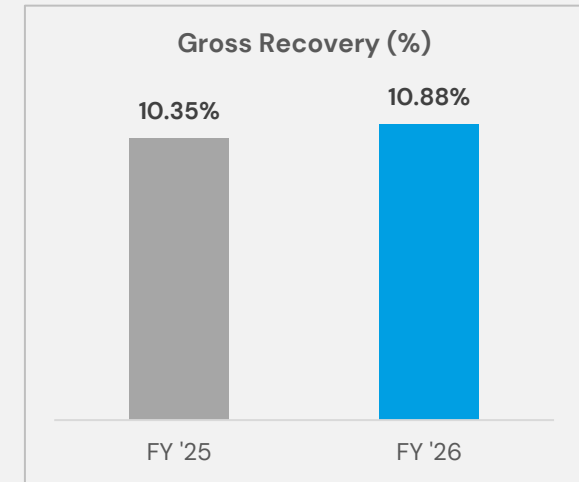
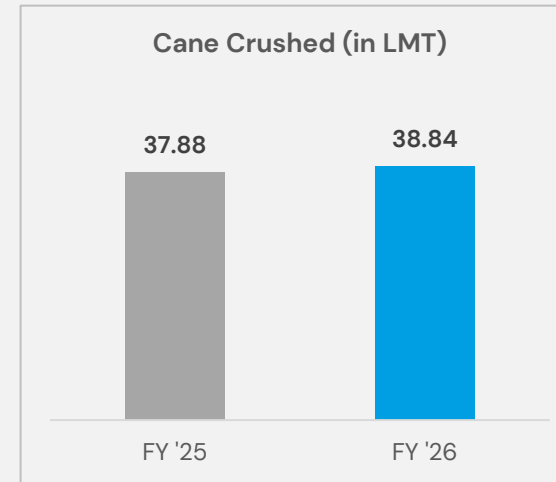
OPERATIONAL METRICS (1/2)



SUGAR – Q4 FY '25 vs Q4 FY '26



SUGAR – FY '25 vs FY '26

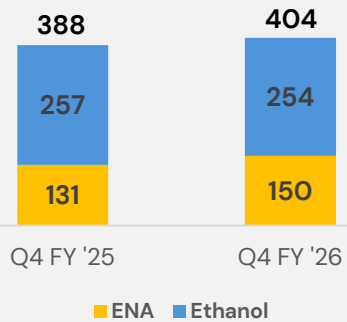


OPERATIONAL METRICS (2/2)

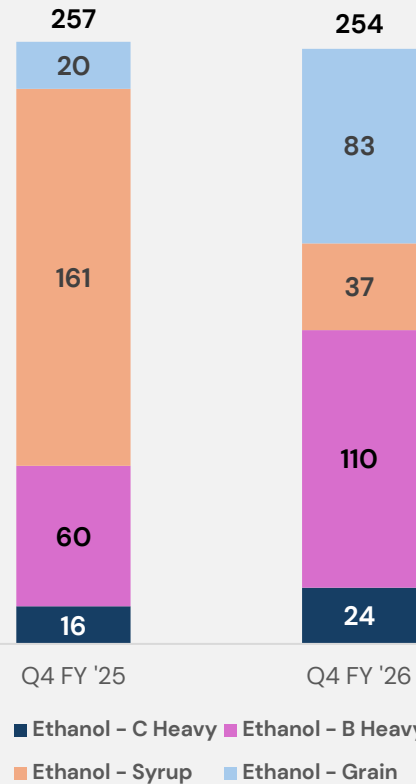


DISTILLERY – Q4 FY '25 vs Q4 FY '26

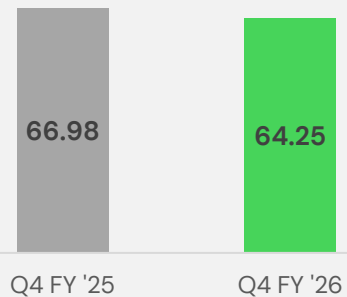
ENA & Ethanol Sales
(in Lakh Litres)



Ethanol Sales
(in Lakh Litres)

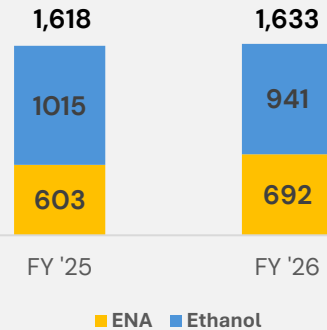


Blended Realization
(in INR / Litre)

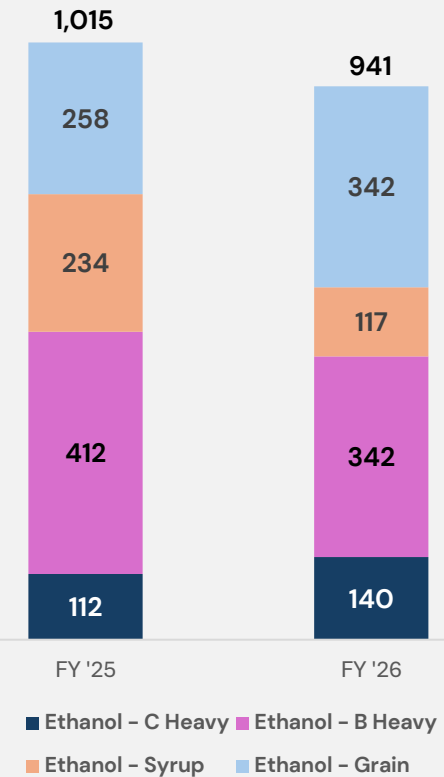


DISTILLERY – FY '25 vs FY '26

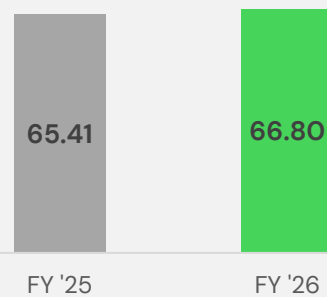
ENA & Ethanol Sales
(in Lakh Litres)



Ethanol Sales
(in Lakh Litres)



Blended Realization
(in INR / Litre)



STRATEGIC FOCUS AREAS FOR FY27



Maximising revenue streams across sugar, co-generation and distillery segments



Cash fixed cost reduction and improvement in operational efficiencies



Better working capital and cash flow management



Deeper farmer engagements to enhance yield and recovery



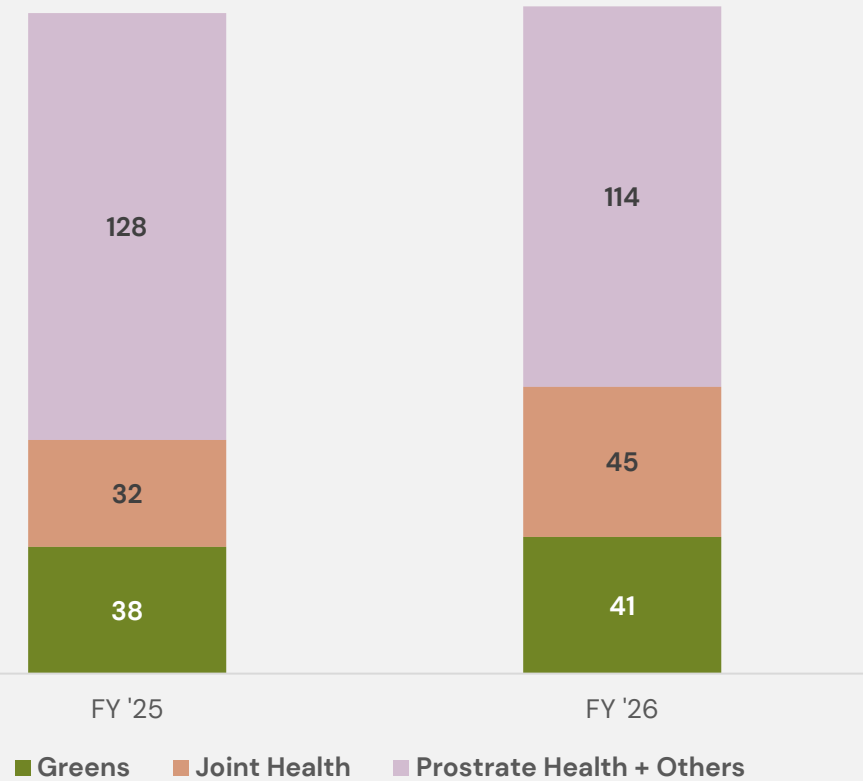
Investment in a new state-of-the-art Jaggery facility in Karnataka is underway to cater to retail, institutional and export markets. Commissioning of the factory is expected by the end of FY '27 Q3

NUTRACEUTICALS

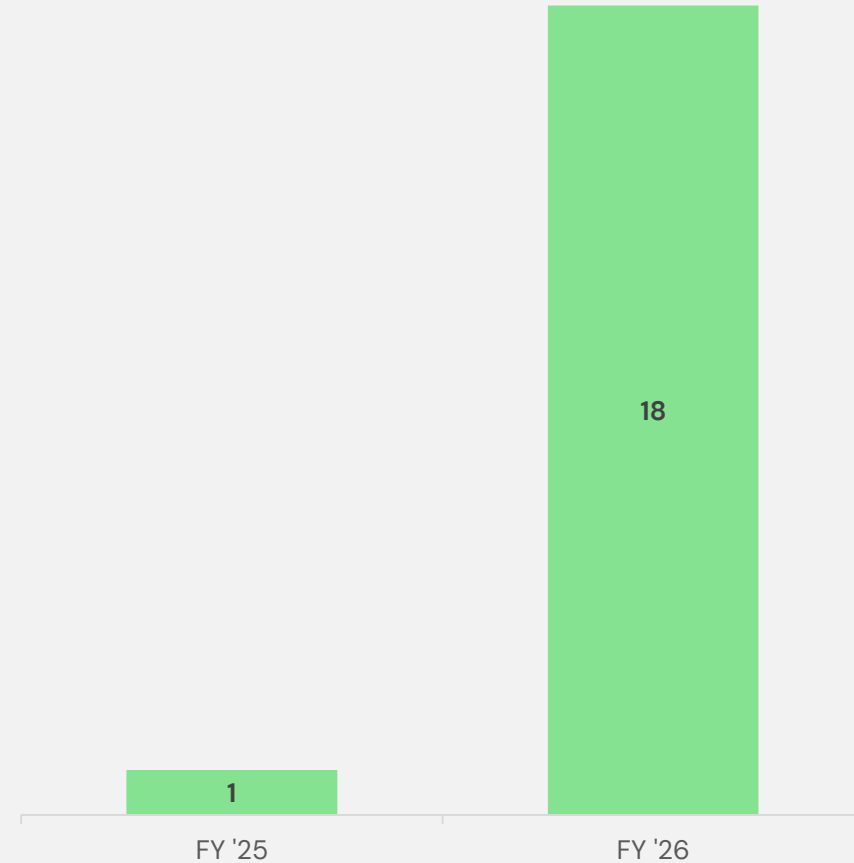
CONSOLIDATED PERFORMANCE



Category-Wise Revenue



PBIT (INR Crores)



STRATEGIC FOCUS AREAS FOR FY27



1. Management restructuring of Valensa International completed
2. Focusing on capacity utilization, stronger account management and launch of 2 key products – USPlus Pro (Prostrate Health) and Serevelle (Derma / Hair Health)
3. Efficient running of Nutraceuticals India operations



Patent granted for composition to maintain and promote urinary and prostate function



Patent granted for composition to maintain & promote hair growth / health, oral dosage and topical application



Dominantly sourced from India, normalized with trade tariffs settling

CONSUMER PRODUCT GROUP

INDUSTRY OVERVIEW



Branded white sugar market in India expected to grow at ~ 8-9% per annum to ~ INR 8,000 Cr. by 2030, primarily driven by increase in branded penetration

MONTHLY PER-CAPITA EXPENDITURE

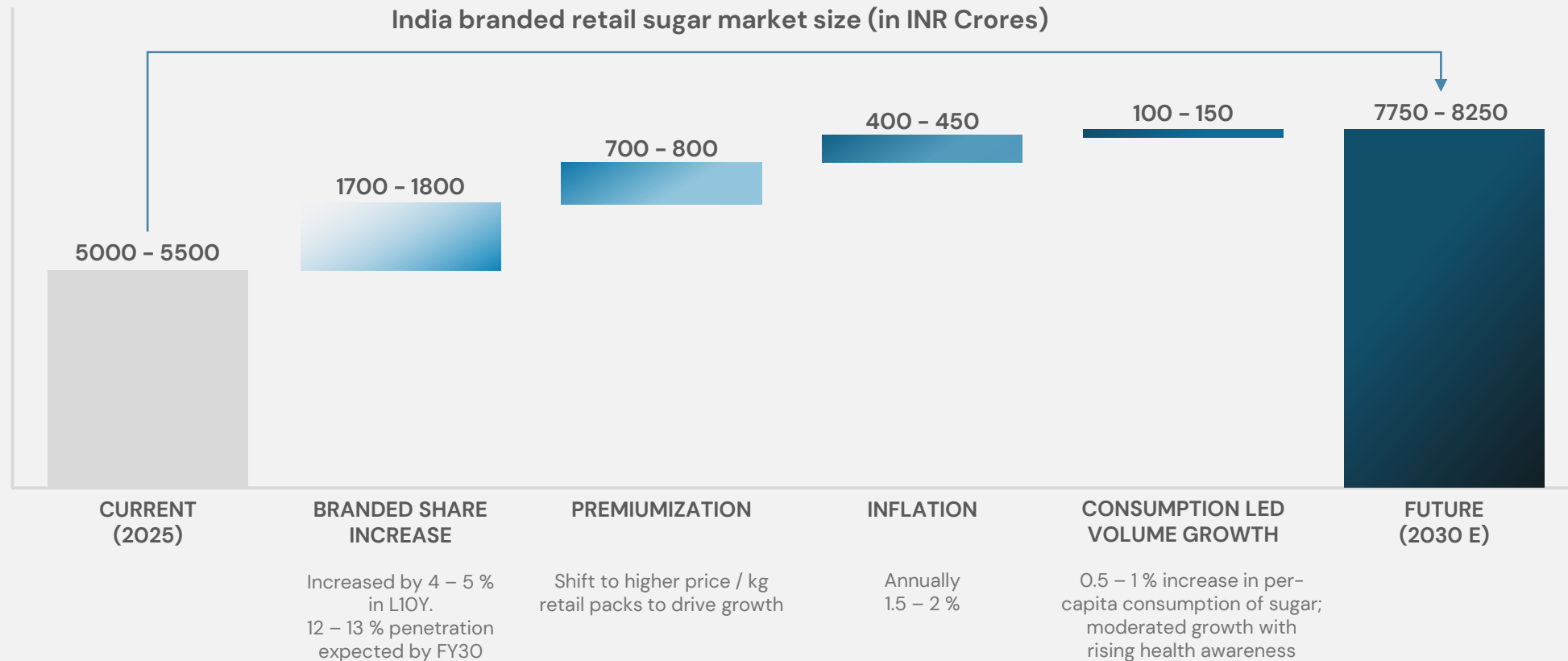
INR 32 – 35

INDIA POPULATION

145 Cr.

BRANDED PENETRATION

8 – 10 %



CURRENT PORTFOLIO & OPPORTUNITIES



Caters to ~ INR 56,000 Cr. sweeteners market with dominant presence in refined sugar and high margin premium categories. Shift from loose to branded driving category growth



CATEGORY	B2C MARKET SIZE (INR Cr.)	CAGR %	PARRY'S PRESENCE
Sugar	40,004	0 - 1 %	✓
Jaggery – Blocks	15,339	4 - 5 %	✗
Value Added Sweeteners			
Jaggery – Powder	178	28 - 30 %	✓
Brown Sugar	222	25 - 30 %	✓
Superfine	44	10 - 12 %	✓
Icing	44	12 - 15 %	✗
Others	36	8 - 10 %	✗
Alternative Sweeteners			
Molecule	444	5 - 7 %	✗
Stevia	53	20 - 25 %	✗
Half	27	25 - 30 %	✗
Low GI	27	15 - 20 %	✓

KEY TRENDS

SHIFT TOWARDS BRANDED
8% organized sugar market expected to become ~15% in next 4-5 years

RISE OF PRIVATE LABEL
Big Basket, Reliance etc. pushing private labels significantly – growing fast at 20-25%

SHIFT TO NEW-AGE CHANNELS
MT/ E-com growing fast at 20%+ vs GT at 5%

NICHE SWEETENERS ADOPTION
Non-sugar / Jaggery-based sweeteners constitute ~2% but are driving growth at ~30%

STRATEGIC FOCUS AREAS FOR FY27



FY25–26 marked a year of strategic reset and sharper prioritization for the CPG business. The operating model underwent correction, including actions across sales channels aligned to a revised distribution and credit framework. While necessary to improve quality of growth, these actions led to a temporary increase in costs.

IMPERATIVES FOR FY27

PORTFOLIO PREMIUMIZATION



- Transition to a **value-added, brand-led portfolio** (jaggery & other sweeteners) aligned with evolving consumer preferences.
- **De-focus from lower contribution bulk categories** such as rice and pulses, where initial scale-up has not met expectations and focus on **margin expansion through value-added products**

CHANNEL-SPECIFIC FOCUS



- Modern Trade and E-Commerce - to **drive premium products** and **new** category adoption.
- General Trade - conversion channel, supporting **shift from unbranded to branded**.

INNOVATION-LED EXPANSION

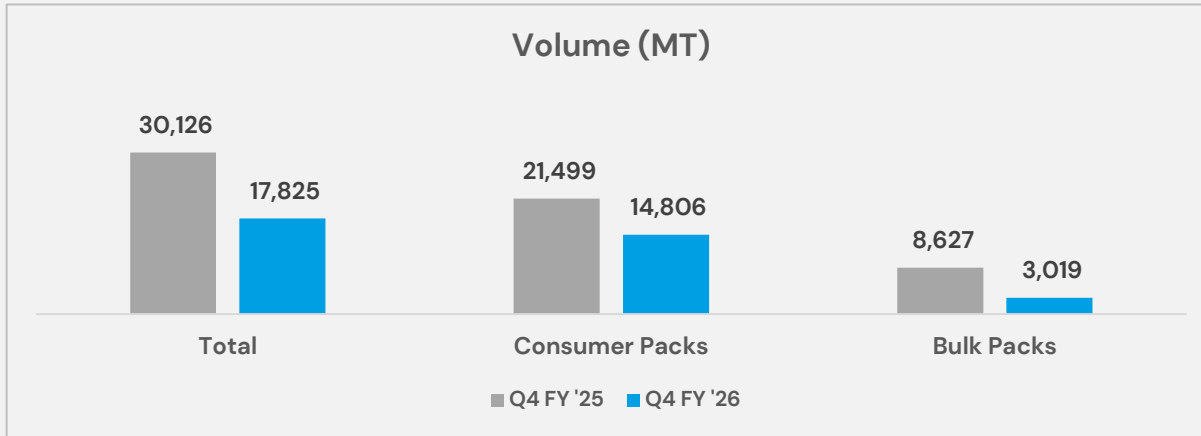


- State-of-the-art **R&D facility set up** to drive product innovation.
- New products focused on **value-added sweeteners** to create sustainable avenues for growth.
- Evaluating adjacencies in **Ethnic Snacking and Culinary Convenience** in alignment with long-term strategy.

PERFORMANCE METRICS (1/2)



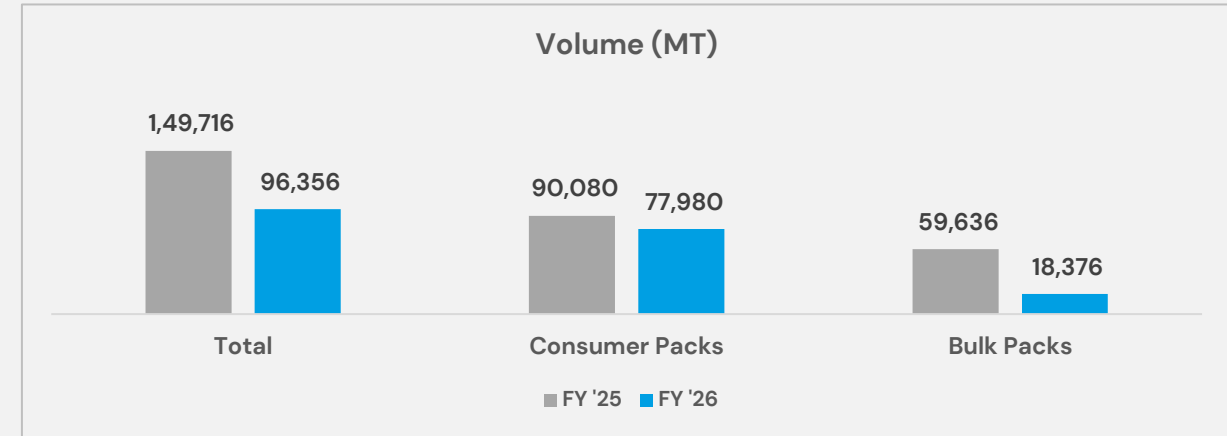
Q4 FY '25 vs Q4 FY '26



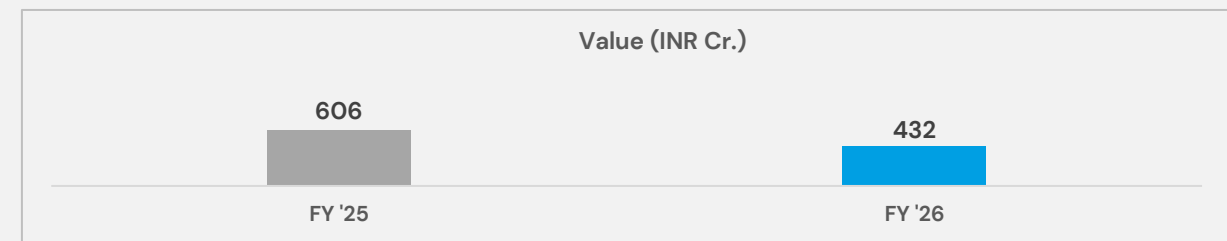
Drop in Consumer Pack volumes owing to channel corrections and price increases taken to strengthen brand equity.



FY '25 vs FY '26



Conscious call to de-focus from lower-contribution bulk categories

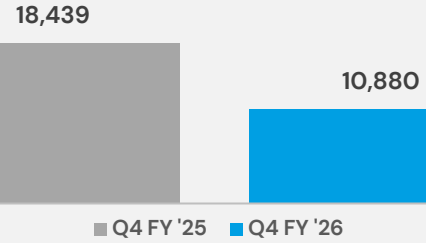


PERFORMANCE METRICS (2/2)

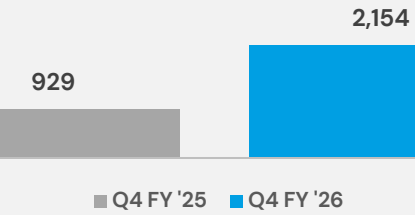


Q4 FY '25 vs Q4 FY '26

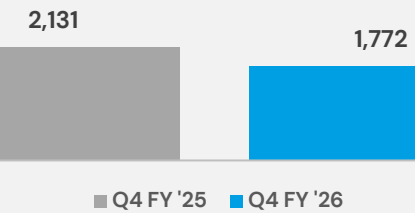
Whites – Consumer Pack (MT)



Premium Whites (MT)

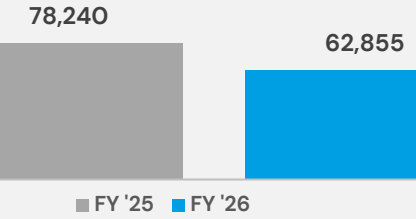


Browns (MT)

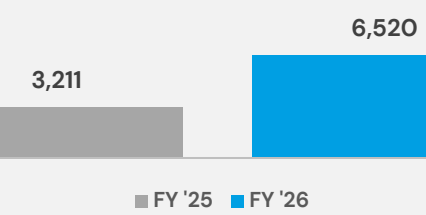


FY '25 vs FY '26

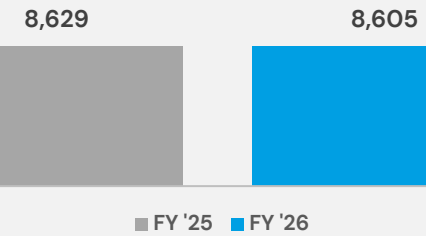
Whites – Consumer Pack (MT)



Premium Whites (MT)



Browns (MT)



ACRONYM	DESCRIPTION
CIL	Coromandel International Ltd.
CPG	Consumer Product Group
Cr.	Crore
EBIT	Earnings Before Interest & Tax
EBITDA	Earnings Before Interests, Tax & Depreciation
EBP	Ethanol Blending Program
FRP	Fair & Remunerative Pricing
FY	Financial Year
INR	Indian Rupee
kg	Kilogram
KLPD	Kilo Litre Per Day
LL	Lakh Litre

ACRONYM	DESCRIPTION
LMT	Lakh Metric Tonne
LU	Lakh Unit
LY	Last Year
MMT	Million Metric Tonne
MSP	Minimum Selling Price
MT	Metric Tonne
MW	Mega Watt
PBIT	Profit Before Interest & Tax
PBT	Profit Before Tax
SY	Sugar Year (October to September)
TCD	Tonnes Crushed Per Day
TN	Tamil Nadu

THANK YOU

Corporate Office:
234 NSC Bose Road, Chennai-01

For Investor Relations, Contact:
investorservices@parry.murugappa.com