



June 16, 2026

To  
The Listing Department,  
National Stock Exchange of India Limited,  
Exchange Plaza, C-1, Block G,  
Bandra Kurla Complex,  
Bandra (E), Mumbai- 400 051

Dear Sir/Madam,

**Sub: Investor Presentation**

\*\*\*

Symbol: KAPSTON

We hereby submit a copy of the Investor Presentation which is being forwarded to the Shareholders.

This is for your information and records.

Thanking you,

**For Kapston Services Limited**

**K. Ramesha**  
Company Secretary and Compliance Officer  
A64963

Encl: as below

**KAPSTON SERVICES LIMITED**

**REGISTERED OFFICE:** # 287, MIG – 2, IX Phase, KPHB, Hyderabad, Telangana - 500 072, **Ph:** 98487 78241

**CORPORATE OFFICE:** Plot # 75, Kavuri Hills, Madhapur, Hyderabad, Telangana - 500034, **Ph:** 98487 78243

**Control Room:** +91 96 4050 4050 (24X7) **Email:** info@kapstonservices.com **Website:** www.kapstonservices.com

**CIN. No. L15400TG2009PLC062658**

# Investor Update

## Q4 & FY26

*Enhancing Employability.  
Empowering Bharat.*

**30,000+**  
People Employed

**700+**  
Clients Served



[www.kapstonservices.com](http://www.kapstonservices.com)

# TABLE OF CONTENTS



ENHANCING EMPLOYABILITY. EMPOWERING BHARAT.

01	Chairman's Perspective
03	Board of Directors
05	Company's Vision & Mission
07	Certifications
09	Awards & Accolades
11	What We Offer
13	Our Esteemed Clients
15	What differentiates Kapston
17	Key Financial Highlights
19	Quarterly Financial Trends
21	Annual Financial Performance
23	Our Branches & Presence

02	Managing Director's Message
04	Leadership Team
06	Memberships
08	New Certifications
10	An End-to-End Manpower Solution Provider
12	Segments We Serve
14	A Glimpse of Our Journey
16	Innovation & Technology
18	Key Financial Highlights
20	Quarterly Financial Trends
22	Subdiary Companies
24	Safe Harbour Statement

## Chairman's Perspective



**Dr. C.R. Naidu, IPS (Retd)**  
Chairman

In the recently concluded Q4 FY26, I am pleased to share that our company continued to achieve steady and sustainable growth. Strong client acquisitions, coupled with strategic team expansion, have positioned us on a solid growth trajectory for the year ahead.

We are experiencing increasing demand for workforce solutions and remain committed to delivering our services with excellence, further strengthening our position as a trusted manpower partner for clients PAN India.

Our continued focus on enhancing operational efficiency and service quality has contributed to improved overall performance, enabling us to create greater value for our clients and stakeholders.

**30,000+**

People Employed

**700+**

Clients Served

## Managing Director's Message



**Mr. Srikanth Kodali**  
Managing Director

We are delighted to report a strong performance in Q4 FY26, reflecting the resilience of our business and our ability to successfully navigate through the evolving market dynamics. Our continued growth in manpower services underscores the strength of our business model and the trust placed in us by our clients.

Above achievements reinforce our commitment to our long-term vision of becoming one of the India's leading manpower services companies, delivering sustainable value to clients, employees, and stakeholders alike.

A new subsidiary named **Kapston Home Services** was Incorporated on 5th February, 2026. Kapston Home Services marks the Company's strategic entry into the Business-to-Consumer (B2C) Home Services marketplace. Kapston Home Services will offer an integrated suite of essential services, including but not limited to: Cleaning Services, Beauty & SPA Services, EPC Services (Electrical, Plumbing & Carpentry), A/C Repairs & Painting etc. This will help **KAPSTON** to enhance brand footprint across India.

**₹216.47 Cr**

Q4 FY26 Revenue (Consolidated)

**₹831.89 Cr**

FY26 Revenue (Consolidated)

**₹7.52 Cr**

Q4 FY26 Net Profit

**₹28.13Cr**

FY26 Net Profit

# BOARD OF DIRECTORS



**Dr. C.R. Naidu IPS (Retd)**

Chairman



**Srikanth Kodali**

Promoter & Managing Director



**Kanti Kiran Doddapaneni**

Promoter & Director



**Nageswara Rao Koripalli, IRS (Retd)**

Independent Director



**Naveen Nandigam**

Independent Director



**Vanitha Nagulavari**

Independent Director

# LEADERSHIP TEAM



**Kapil Sood**

CFO



**Vishnu Mora**

COO



**Haraprasad Panda**

EXECUTIVE PRESIDENT



**Sandhya Talur**

COS - CHIEF OF STAFF



**Syam Sundar**

SR VP - STAFFING



**Srinivas C**

VP-SECURITY



**P S RAJU**

VP-SOFT SERVICES



**REENA REKULGIKAR**

AVP - HR



**NITYA MENON**

AVP - PROCUREMENT & ADMIN



**SOMA SEKHAR**

AVP - COMPLIANCE



**ABHIJEET VITEKAR**

AVP - STAFFING



**ANUPAM SAXENA**

GM-STAFFING



**K RAMESHA**

COMPANY SECRETARY &  
COMPLIANCE OFFICER

# COMPANY'S VISION AND MISSION

*Kapston is one of the fastest-growing end-to-end manpower solutions providers. Started in 2009, Kapston has developed into a comprehensive manpower company contributing to skill development and community-building initiatives.*

## VISION

To become the best service provider for Staffing Solutions, Integrated Facilities Management and Security Services with a focused approach towards customer satisfaction and be a strategic partner to all our clients.




## MISSION

To generate consistent value in services through technology Integration, Innovations & Upgradation with changing times and establish the highest standards of excellence.



# MEMBERSHIPS





GIG Certified



JAS-ANZ Accredited

ISO  
18788:2015

ISO  
9001:2015

ISO  
45001:2018

# NEW CERTIFICATIONS



*Kapston holds multiple international quality certifications, reflecting our commitment to excellence in security, quality management, and occupational health & safety standards.*

# AWARDS AND ACCOLADES



**ET - Most Promising Business Leaders**



**HR India Best Employer Award**



**Indian Achievers Award Promising Company**



**CE Worldwide - Professional Excellence in Corporate Real Estate and Facility Management**



**ORMAS Major Recruiter of Skilled Youth Odisha**



**HR India Best Diversity and Inclusion**



**Telangana Business Awards - The Best Manpower Services of the year Award at the Telangana Business Awards**




























**ISSM Security, Safety and Disaster Management Excellent Awards - Security Excellence Awards for Best Manned Guarding Agencies in Hyderabad**

# AN END-TO-END MANPOWER SOLUTIONS PROVIDER



# WHAT WE OFFER

 <b>GENERAL STAFFING</b>	 <b>SECURITY SERVICES</b>	 <b>SOFT SERVICES</b>	 <b>ENGINEERING</b>	 <b>IT STAFFING</b>
 Contract Staffing	 Physical Security	 House Keeping	 Electrical	 Developers
 Permanent Staffing	 Canine Brigade	 Pest Control	 Mechanical	 AI Engineers
 Payroll Management	 E-Security	 Façade Cleaning	 Civil	 Testers
 NAPS & NATS		 Landscape & Gardening	 AMC	 Software Engineers
 Hire-Train-Deploy				

# SEGMENTS WE SERVE



**Manufacturing**



**Pharma**



**Automobile**



**IT & ITES**



**Residential & Commercial**



**Health Care**



**Educational Institutions**




**Ecommerce & Logistics**



**Government & PSUs**



**FMCG & FMCD**



**Media & Entertainment**



**Others**

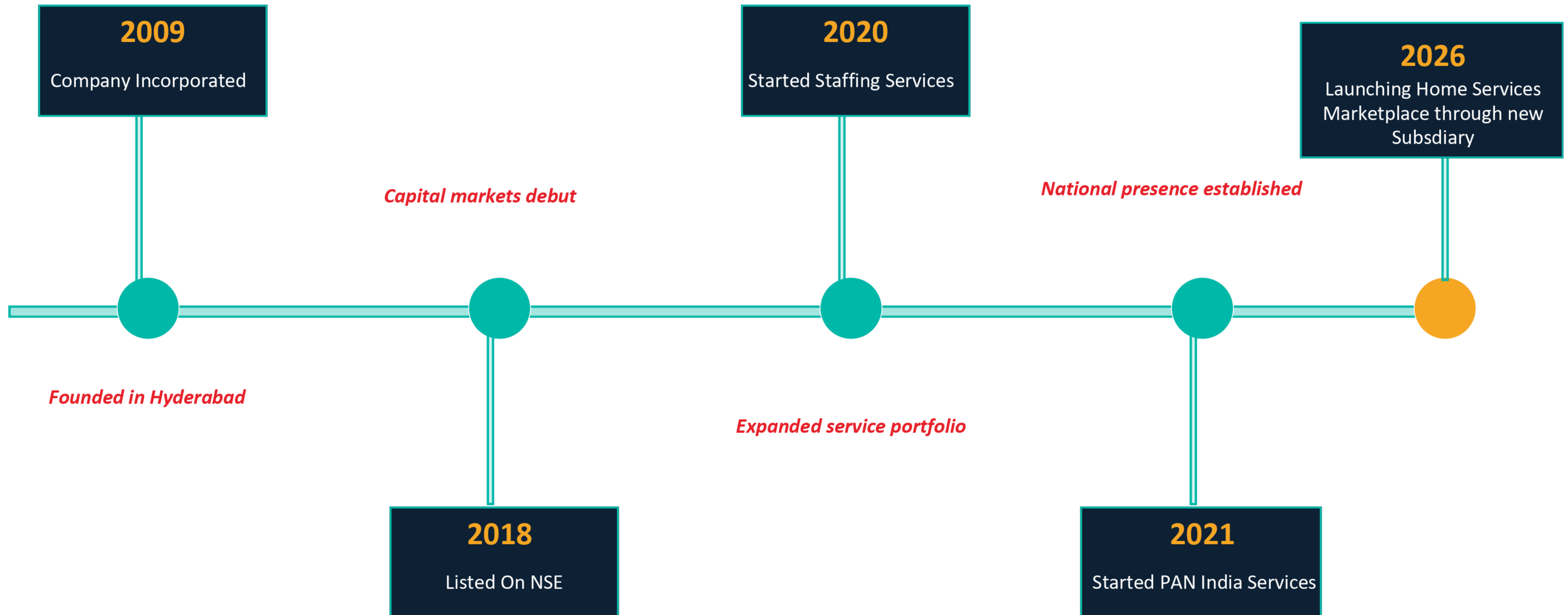
# SOME OF OUR ESTEEMED CLIENTS



# A GLIMPSE OF OUR JOURNEY



17+ Years of Excellence in Manpower Solutions



# WHAT DIFFERENTIATES KAPSTON



01

## 24/7 Accessibility

Our 24/7 mobility, communication and assistance ensure round-the-clock accessibility and support.

02

## Proven Track Record

Proven track record of client retention and consistently acquiring new business.

03

## Comprehensive Solutions

We offer comprehensive manpower solutions for security, facility management, and staffing services.

04

## Promoter Experience

The vast experience of promoters is enabling the continuous growth of the Company.

05

## Industry Training

Our industry-specific training protocols ensure our guards' reliability.

*Our special expertise in human resource management, digital tools and a sound understanding of market conditions gives us a leverage. Innovation is our core DNA — we continuously upgraded ourselves to stay ahead of the curve.*



## Digital Onboarding

KYC-based mobile onboarding for seamless employee registration.



## Digital Attendance

Mobile app attendance marking with geo-tagging and geo-fencing.



## Digital ESS

Mobile app empowering employees as a single source for all employment-related information.

# Key Financial Highlights - Quarterly ( Consolidated)



QUARTERLY PERFORMANCE ▪ Q4 FY2025-26

**₹216.47 Cr**

Revenue

▲ 16.71% YoY | ▲ 1.70% QoQ

**₹13.75 Cr**

EBITDA

EBITDA Margin: 6.36%

**₹7.52 Cr**

Net Profit (PAT)

PAT Margin: 3.47%

**₹2.47**

EPS (Diluted)-Q4 26

vs ₹1.99 in Q4 FY25

## Quarter-on-Quarter Comparison (₹ Crores)

Particulars	Q4 FY26	Q3 FY26	Q4 FY25	YoY	QoQ
Revenue (₹ Cr)	216.47	212.85	185.48	▲ 16.71%	▲ 1.70%
EBITDA (₹ Cr)	13.75	11.42	9.60	▲ 43.20%	▲ 20.34%
EBITDA Margin	6.36%	5.37%	5.18%	+118 bps	+39 bps
PAT (₹ Cr)	7.52	7.43	6.05	▲ 24.21%	▲ 1.19%
PAT Margin	3.47%	3.49%	3.26%	+21 bps	-2 bps

# Key Financial Highlights – Full Year FY26 (Consolidated )



ANNUAL PERFORMANCE ▪ FY 2025-26

**₹831.89 Cr**

Total Revenue

▲ 20.52% YoY

**₹45.46 Cr**

EBITDA

EBITDA Margin: 5.48% | ▲ 43.17% YoY

**₹28.13 Cr**

Net Profit (PAT)

PAT Margin: 3.38% | ▲ 57.72% YoY

**2-Year CAGR**

Revenue Growth

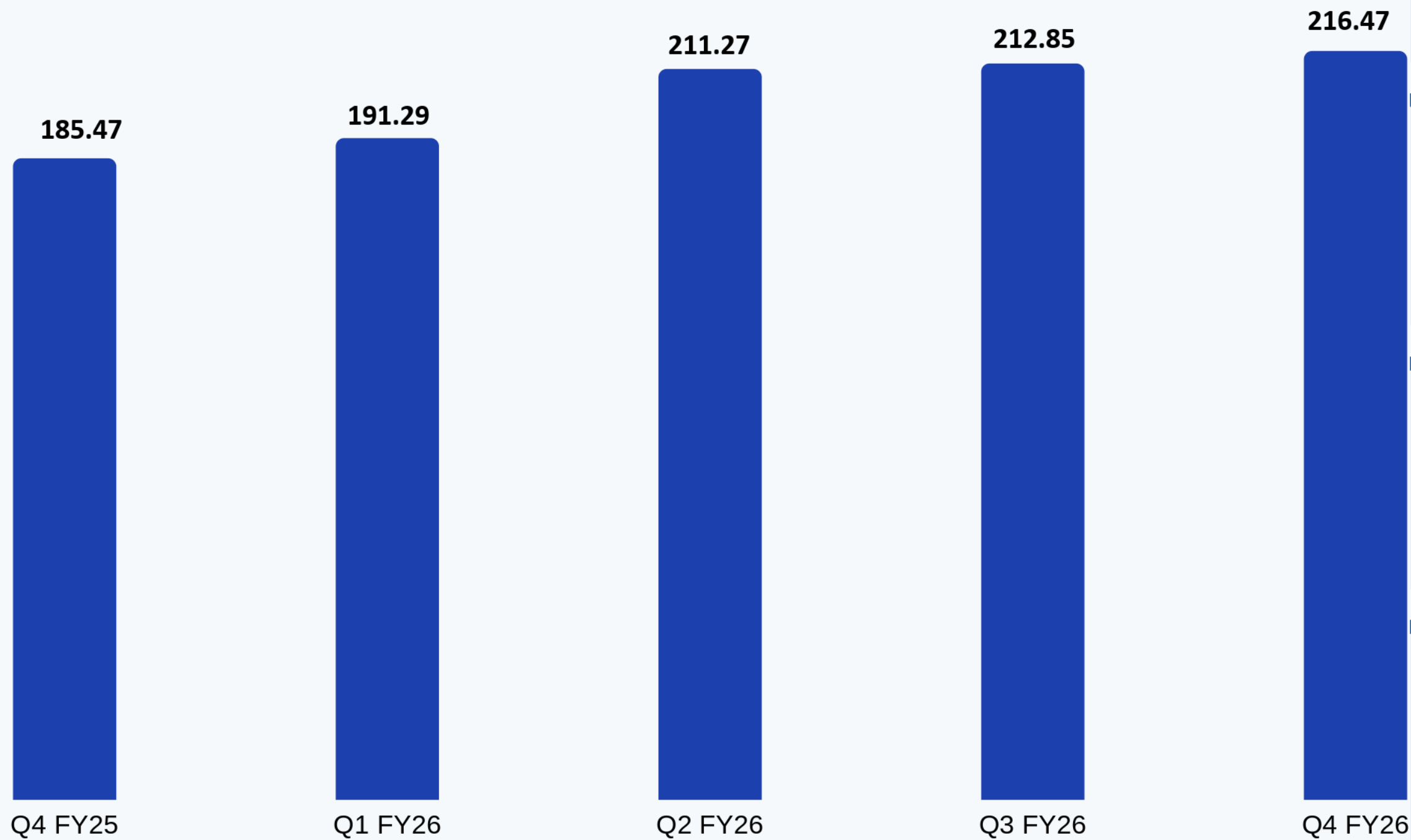
26.32% (FY24–FY26)

## Annual Financial Summary (₹ Crores)

Particulars	FY 23-24	FY 24-25	FY 25-26	YoY Growth	2-Yr CAGR
Revenue	521.33	690.23	<b>831.89</b>	▲ 20.52%	▲ 26.32%
Revenue Growth	—	▲ 32.4%	▲ <b>20.52%</b>	—	—
EBITDA	24.14	31.75	<b>45.46</b>	▲ 43.17%	▲ 37.22%
EBITDA Margin (%)	4.64%	4.61%	<b>5.48%</b>	+87 bps	—
PAT	12.57	17.84	<b>28.13</b>	▲ 57.72%	▲ 49.59%
PAT Margin (%)	2.41%	2.58%	<b>3.38%</b>	+80 bps	—

# Quarterly Financial Trend – ( Consolidated )

Revenue (In Crores)



**₹216.47 Cr**

Q4 FY26 Revenue

Highest ever quarter

**16.71%**

YoY Revenue Growth

Q4 FY25 → Q4 FY26

**₹831.89 Cr**

Full Year FY26

vs ₹690.23 Cr in FY25

**20.52%**

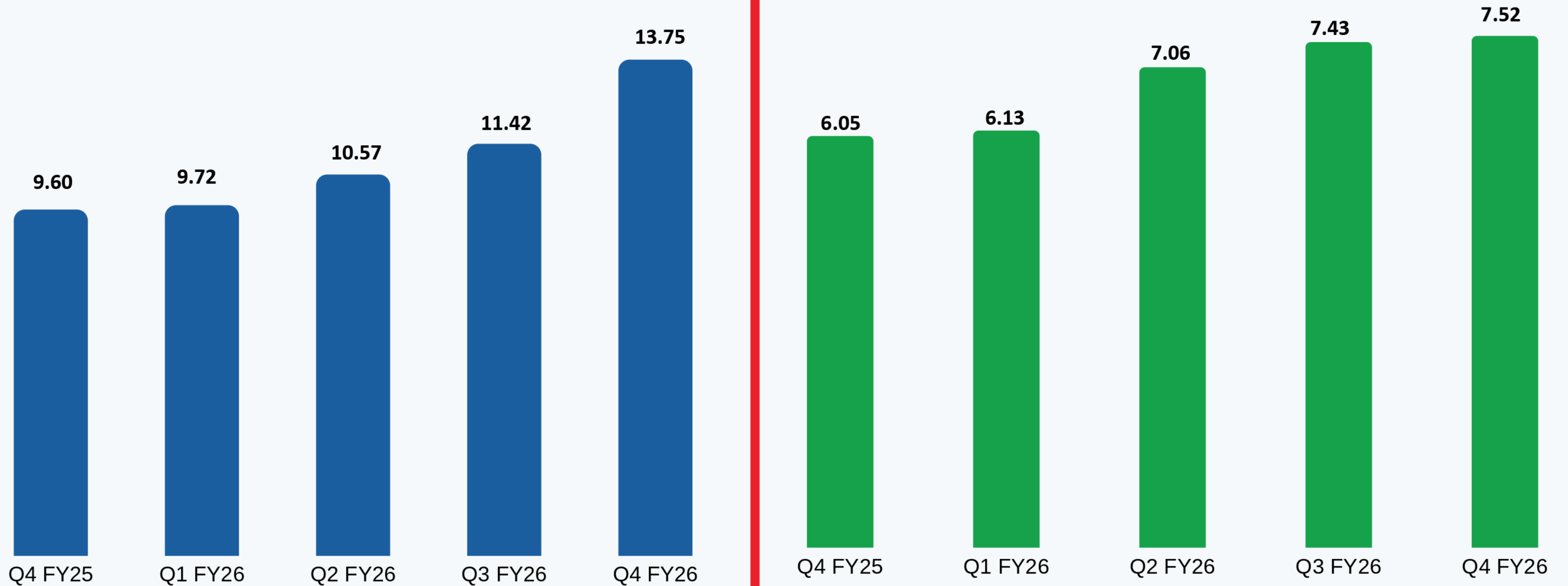
Full Year Growth

Consistent expansion

# Quarterly Financial Trend – EBITDA & PAT (Consolidated)

EBITDA (₹ Crores)

Profit After Tax (₹ Crores)



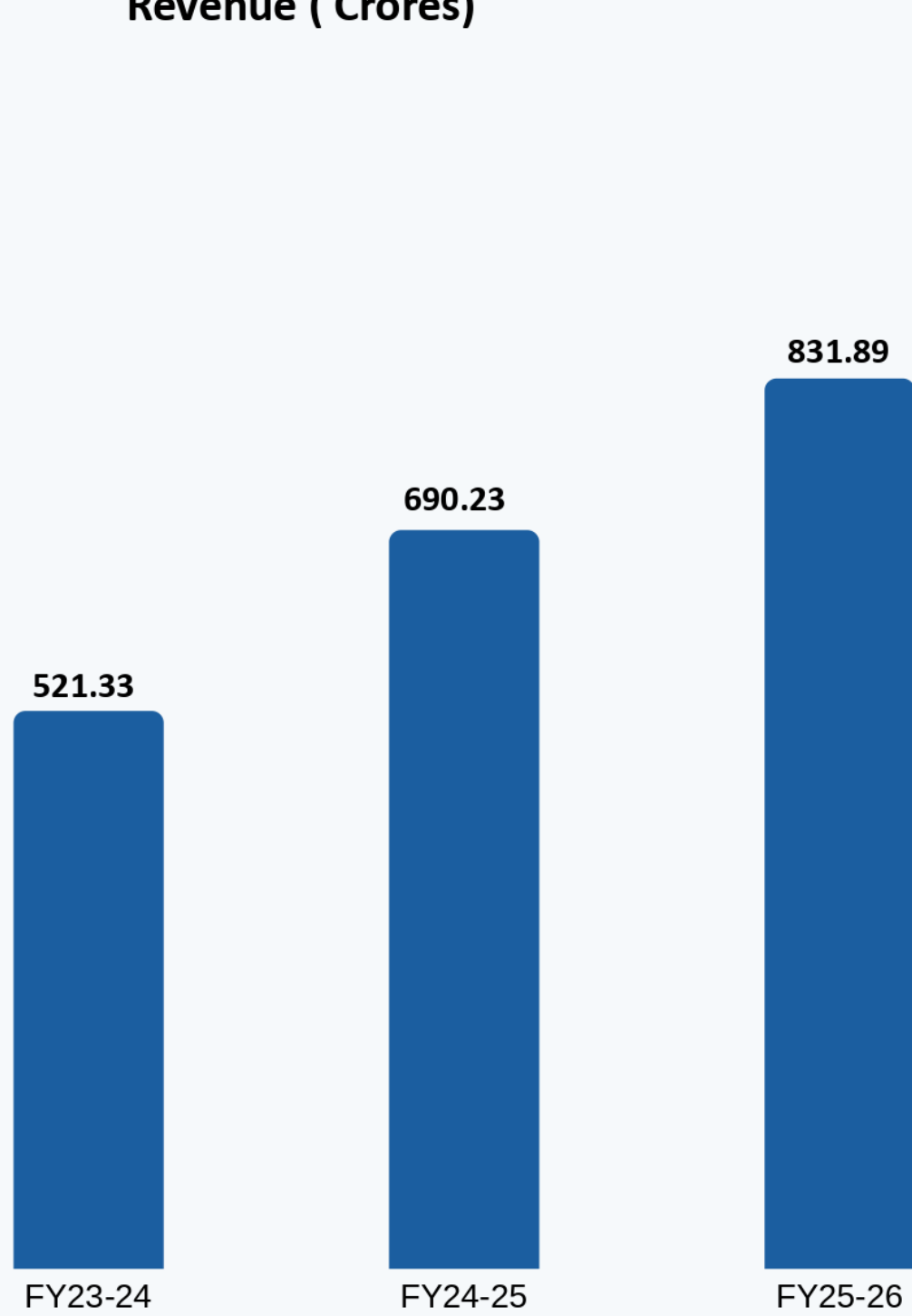
Margin Summary (%)

Quarter	Q4 FY25	Q1 FY26	Q2 FY26	Q3 FY26	Q4 FY26
EBITDA Margin	5.18%	5.10%	5.02%	5.37%	6.36%
PAT Margin	3.26%	3.20%	3.34%	3.49%	3.47%

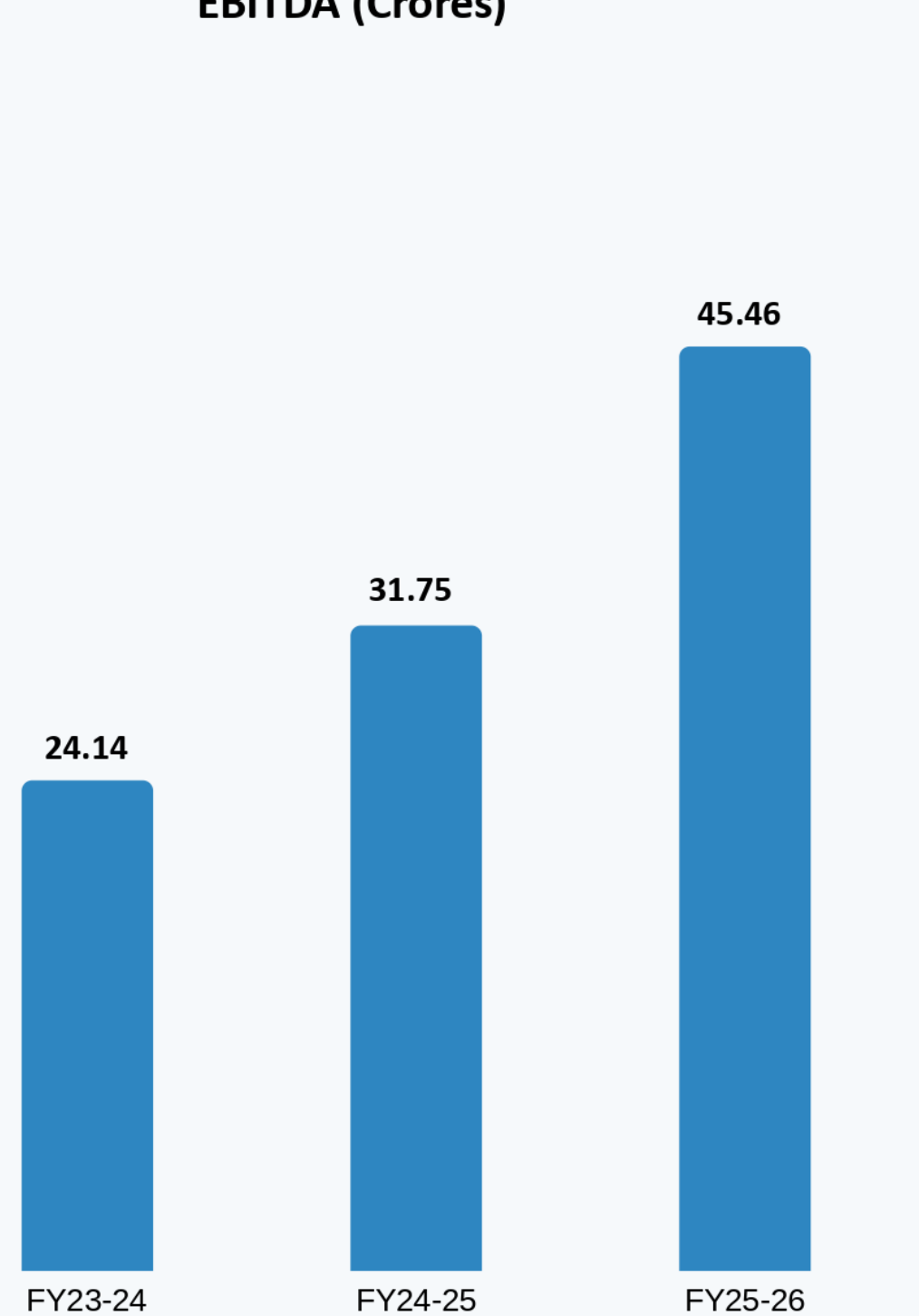
# Annual Financial Performance (Consolidated)



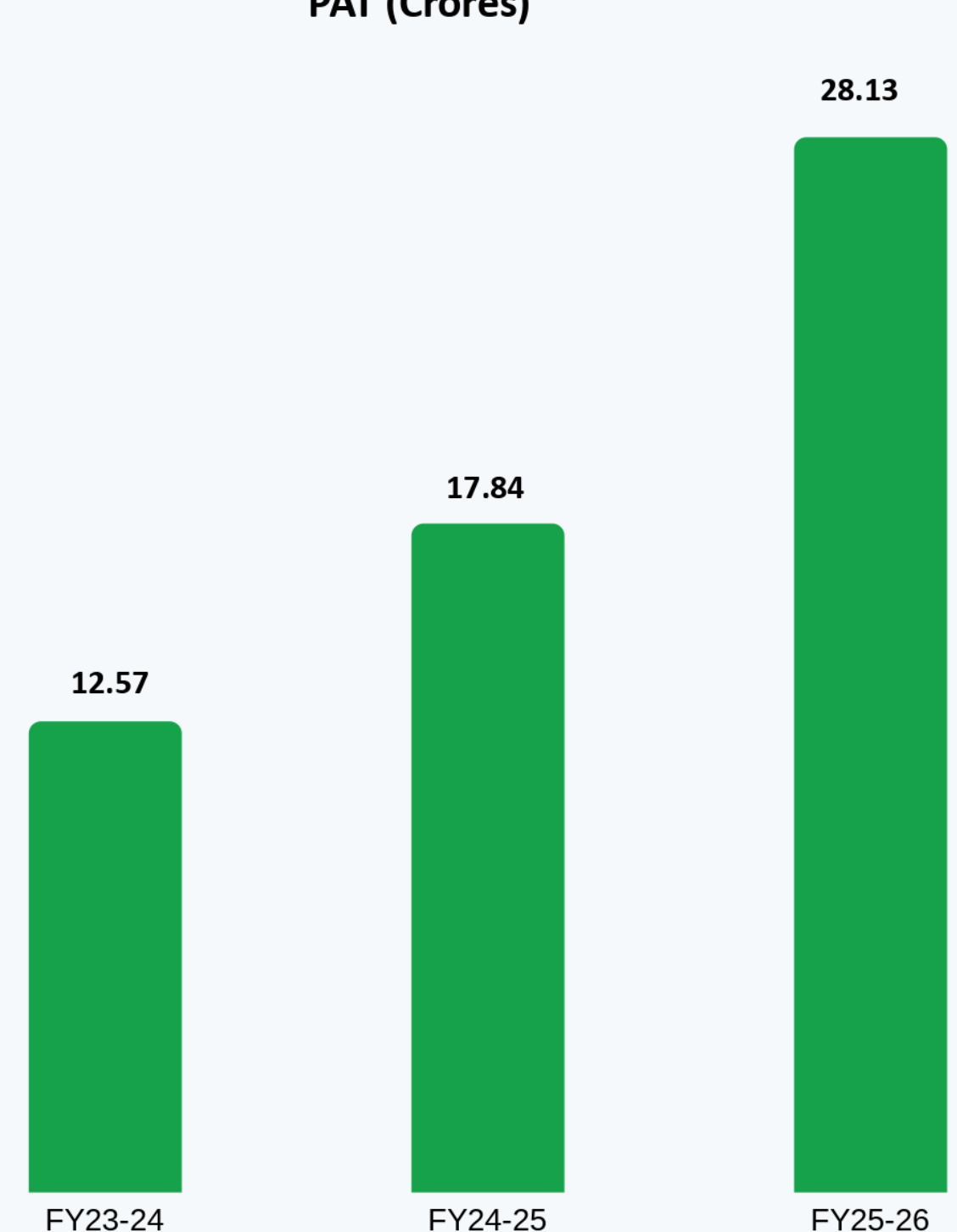
Revenue ( Crores)



EBITDA (Crores)



PAT (Crores)



2-Year Revenue CAGR: 26.32% | 2-Year EBITDA CAGR: 37.22% | 2-Year PAT CAGR: 49.59%

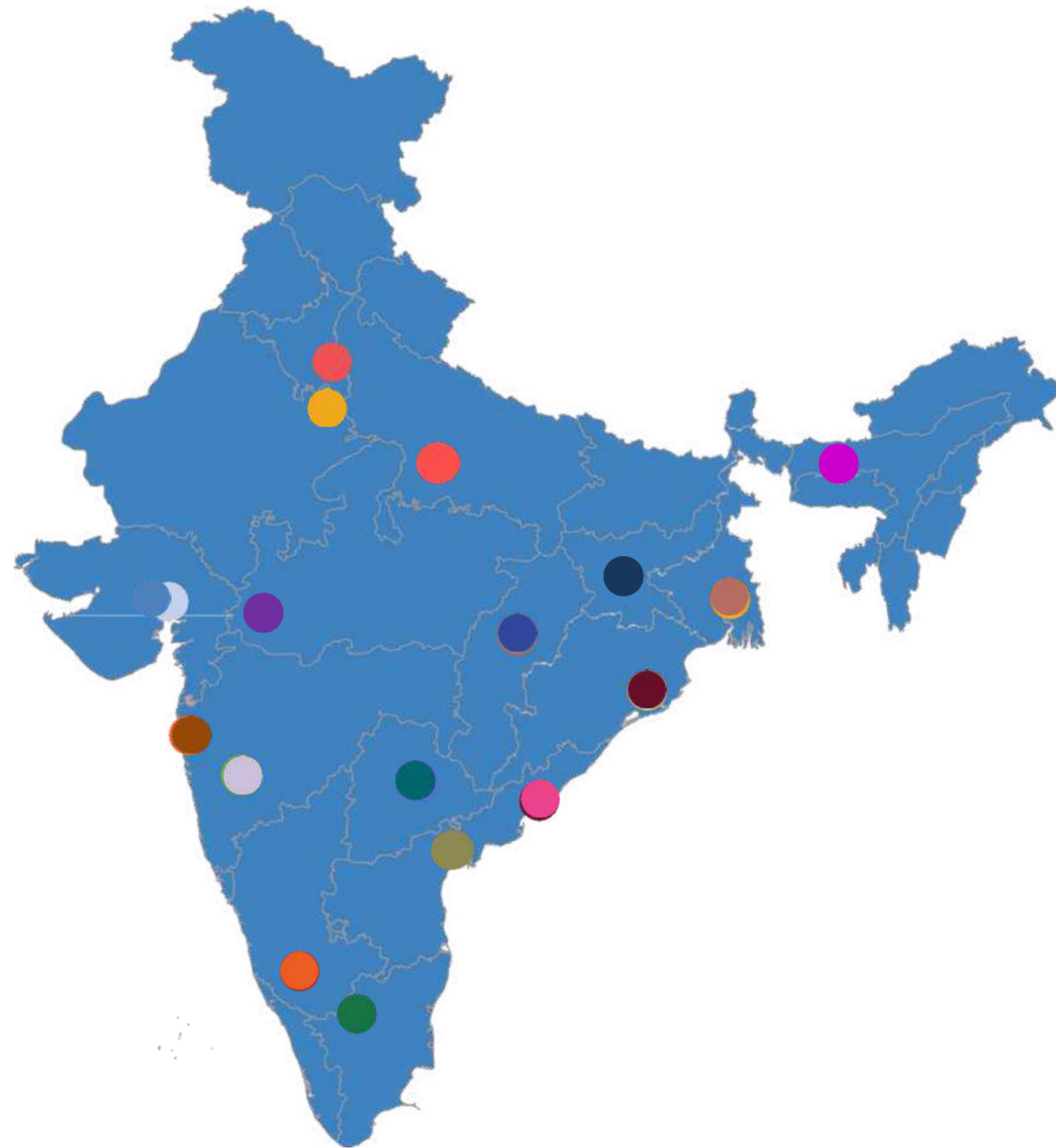
# Subsidiary Companies (Corporate Structure)



★ Strategic Note: Kapston Home Services (incorporated February 5, 2026) marks the Company's entry into the B2C Home Services marketplace, creating a new revenue vertical and expanding the Kapston brand to retail consumers across India.

# OUR BRANCH OFFICES AND PRESENCE

## Branch Offices



- New Delhi
- Gurugram
- Kanpur
- Kolkata
- Bhubaneswar
- Raipur
- Vishakhapatnam
- Hyderabad
- Guntur
- Chennai
- Bengaluru
- Pune
- Mumbai
- Guwahati
- Indore
- Jharkhand

# SAFE HARBOUR STATEMENT



This document which has been prepared by Kapston Services Limited (the "Company"), have been prepared solely for information purposes and do not constitute any offer, recommendation or invitation to purchase or subscribe for any securities, and shall not form the basis or be relied on in connection with any contract or binding commitment whatsoever. No offering of securities of the Company will be made except by means of a statutory offering document containing detailed information about the Company.

This document has been prepared by the Company based on information and data which the Company considers reliable, but the Company makes no representation or warranty, express or implied, whatsoever, and no reliance shall be placed on, the truth, accuracy, completeness, fairness and reasonableness of the contents of this Document.

This Document may not be all inclusive and may not contain all of the information that you may consider material. Any liability in respect of the contents of, or any omission from, this Document is expressly excluded. Certain matters discussed in this Document may contain statements regarding the Company's market opportunity and business prospects that are individually and collectively forward-looking statements. Such forward-looking statements are not guarantees of future performance and are subject to known and unknown risks, uncertainties and assumptions that are difficult to predict.

The Company assumes no obligation to update any forward-looking information contained in this Document.

# Thank You

*Empowering Bharat. Enhancing Employability.*

 **CORPORATE OFFICE**

Plot # 75, Kavuri Hills, Madhapur, Hyderabad, Telangana 500034

 [contact@kapstonservices.com](mailto:contact@kapstonservices.com)

 [www.kapstonservices.com](http://www.kapstonservices.com)

**Company Seceretary & Compliance Officer**

+91-9100118844

