

CFL/SE/2026-27/MAY/07

May 20, 2026

The Manager (Listing) BSE Limited Phiroze Jeejeebhoy Towers, Dalal Street, Mumbai-400 001 Scrip Code: 508814	The Manager (Listing) National Stock Exchange of India Ltd. Exchange Plaza, Plot no. C/1, G Block, Bandra – Kurla Complex Mumbai-400 051 Security ID: “COSMOFIRST”
--	---

Sub: Investor Presentation

Dear Sir,

Pursuant to Regulation 30 of SEBI (Listing Obligations and Disclosure Requirements) Regulations 2015, please find enclosed Investor Presentation on Operational and Financial Performance of the Company for the quarter and year ended on March 31, 2026. The Investor Presentation is also being hosted on the website of the Company viz <https://www.cosmofirst.com/investors/investors-presentation>

You are requested to take the same on your records.

Thanking You

Yours faithfully
For **Cosmo First Limited**

JYOTI
DIXIT
Jyoti Dixit
Company Secretary & Compliance Officer

Digitally signed
by JYOTI DIXIT
Date: 2026.05.20
18:16:35 +05'30'

Encl: as above

Cosmo First - Entering Phase of Superior ROCE & Business Scale Up

Q4 & FY26 Investors Presentation

Cosmo First 
Ahead Always

Agenda

01 Strategic Perspective- Short to Mid Term

02 Businesses at a Glance

03 Q4 & FY26 Performance

04 Business Deep-Dives

05 Financial Overview, ESG & Sustainability

From Investment Phase to Value Creation

1 Capex Cycle Complete

- ₹1,200+ Cr strategic capex done in last three years
- Major capacities have commissioned
- Limited Capex ahead
- Clear roadmap to reduce net debt in next 24 months (Mar'26 net debt reduced by Rs 75 Cr from Sep'25)
- 19% Revenue CAGR (FY24-26) & 38% EBITDA CAGR (FY24-26)

2 Specialty Portfolio Shift

- Increasing specialty films volume ~ 10% CAGR
- Specialty chemicals: 25%+ EBITDA & ROCE
- Launched high margin Window Films & Paint Protection Films (FY26)
- Thin wall containers business focused on brands sales leveraging client relationships on the films division
- Targeting rise in non-film EBITDA over 3 years

3 Long-term Value Creation

- Building Consumer businesses (Window Films, Paint Protection Films & Petcare verticals)
- Achieving close to full capacity utilization in all B2B businesses
- Scaling high-ROCE verticals
- Sum-of-parts Value > Current Market Capitalization

Cosmo First – Businesses at a Glance



High Quality Speciality Focused Businesses

COSMO FILMS Since 1981	COSMO SPECIALITY CHEMICALS Since FY21	COSMO PLASTECH Since FY25	COSMO CONSUMER Since FY26	ZIGLY PETCARE Since FY21
India's Largest Flexible Packaging Film Producer	R&D-Driven Speciality Chemicals	End-to-End Rigid Packaging Vertical	High-Margin Consumer Film Products	D2C Omni-Channel Petcare Platform
<ul style="list-style-type: none"> • Sales FY26: 3,265 Cr (Up 25% YoY) • #1 Speciality films share in India (10% CAGR) • Largest exporter (~50% revenue) • R&D Focus: 6 patents, 11 in pipeline • Capacity up by 45% with lowest cost of production 	<ul style="list-style-type: none"> • Sales FY26: 204 Cr (Up 10%YoY) • 3 niche verticals: (Coatings, Masterbatch, Adhesive) • High value-add, niche positioning • High ROCE business (25%+) • Double-digit growth rate, 25% ROCE 	<ul style="list-style-type: none"> • Sales FY26: 92 Cr (Up 86% YoY) • FMCG · Pharma · Electronics focus • Thin wall containers • Brand (56%) & speciality sales focus • Healthy, stable margins 	<ul style="list-style-type: none"> • Sales FY26: 23 Cr (First Year of Operation) • Window · PPF · Safety · Decorative films • Ceramic coatings • High-margin business • Paint protection film industry growing at 30% in India 	<ul style="list-style-type: none"> • Sales FY26: 55 Cr (Up 63% YoY) • Products · Vet care · Grooming services • Private label offerings • High-growth industry (20% p.a.) • Near-term value unlock targeted

Capex of Rs 1,200+ Cr in last 3 years to drive strategic growth

Foundation & Expansion

- ▶ 2006: 3rd and 4th extrusion coating line;
- ▶ 1st coating line;
- ▶ 2007-08: 5th, 6th and 7th extrusion coating line
- ▶ In 2009: 8th BOPP line

- ▶ 1981: 1st BOPP line
- ▶ 1988: 2nd BOPP line
- ▶ 1996: 3rd BOPP line

1981-2000

2006-2010

2000-05

- ▶ 2001: 4th BOPP line
- ▶ 2003: 5th BOPP line
- ▶ 2004-5: 6th BOPP line; 1st and 2nd extrusion coating line; 1st metallizer line

Global Scale & Diversify

- ▶ 2010: 2nd metallizer line
- ▶ 2011: Korea plant
- ▶ 2012: 2nd coating line
- ▶ 2013: 9th BOPP line, 2014: 3rd coating line
- ▶ 2015 4th and 5th coating line; 3rd metallizer line; Upgradation of US plant

2011-15

2016-2020

- ▶ 2016: CPP line-1
- ▶ 2017: 10th BOPP line
- ▶ 2018: CPP line-2
- ▶ 2019: 4th Metallizer and second Lamination (Solvent Less)
- ▶ 2020: 6th coating line

Leading Position Films Business & New Horizons

2021-2026

- ▶ 2021-22 - Speciality Chemicals
- ▶ 2021-22: Petcare "Zigly"
- ▶ 2022-23: Re-branded to Cosmo First Limited
- ▶ 2022-23: Specialized BOPET Line
- ▶ 2023-24: Rigid (Sheets & thermoforming)
- ▶ Metallized Capacitor Films
- ▶ 2024-25: Rigid Packaging (Injection Molding)
- ▶ 2024-25: CPP Line (22k Mt Capacity)
- ▶ 2025-26 Window Films (Sunshield) (May'25)
- ▶ 2025-26: BOPP Line (81k mt Capacity)
- ▶ 2025-26: Coating line (Q3 FY26)
- ▶ 2025-26: Coating Lamination line (Q4 FY26)

Q4 & FY26 Snapshot



FY26 — Key Business Traction

Flexible Packaging Films

FY26 Revenue +25% YoY · EBITDA + 26% YoY

- BOPP Capacity up by 45% in FY26
- JV with Filmax (South Korea)
- Launched Green Graphic PVC-free films
- High-performance films for pet food
- Speciality coating line & lamination line added in FY26

Specialty Chemicals

FY26 Revenue +10% YoY · EBITDA + 60% YoY

- Oil & Grease coatings -Paper packaging
- Heat seal coatings for foil surfaces
- High performance PE white masterbatches
- Adhesives –Wheel & Nozzle applications

Cosmo Plastech (Rigid Packaging)

FY26 Revenue ₹92 Cr + 86% YoY

- ESD sheets & high-margin trays
- Brand & specialty sales reached ~56% mix in Q4 FY26
- FSSC 22000 food safety certified

Cosmo Consumer (Window/PPF)

Annualized run-rate ₹38 Cr · Started May '25

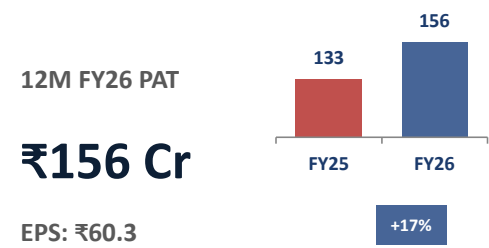
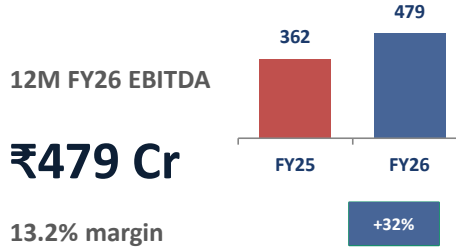
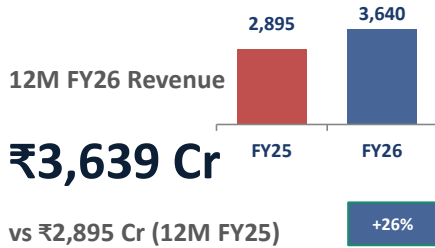
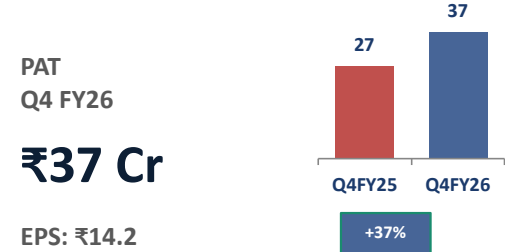
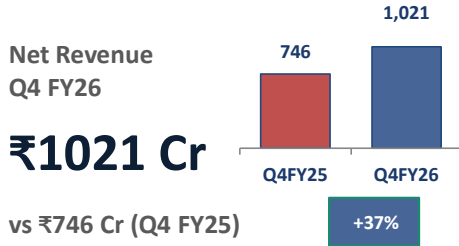
- Cosmo Guard, HP series and Carbon Pigment series
- Four new variants of PPF film
- Available in 100+ cities via distributors
- Direct channel partners in 10 cities

Zigly (Petcare)

Annualized run-rate ₹90 Cr pa · Sales + 63% YoY

- 41 retail centers (12 new centers opened in FY26) · 71K+ customers in FY26
- Acquired 2 vet hospitals (Mumbai, Bengaluru)
- Private label sales +103% YoY
- Plan to unlock value in FY27

Q4 & FY26 — Performance Snapshot



Q4 & FY26 Performance Snapshot

In Rs. Crores	Q4 FY26	Q4 FY25	FY25-26	FY24-25
Net Revenue	1,021	746	3,639	2,895
EBITDA	130	85	479	362
EBITDA%	12.7%	11.4%	13.2%	12.5%
PBT	58	33	201	163
PAT	37	27	156	133
EPS (In Rs.) (Not Annualized)	14.2	10.5	60.3	51.5

Management Commentary

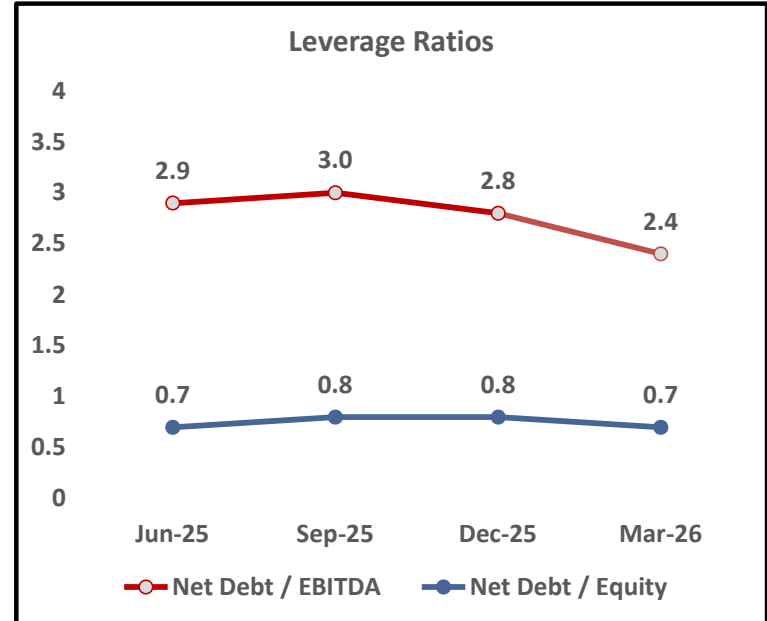
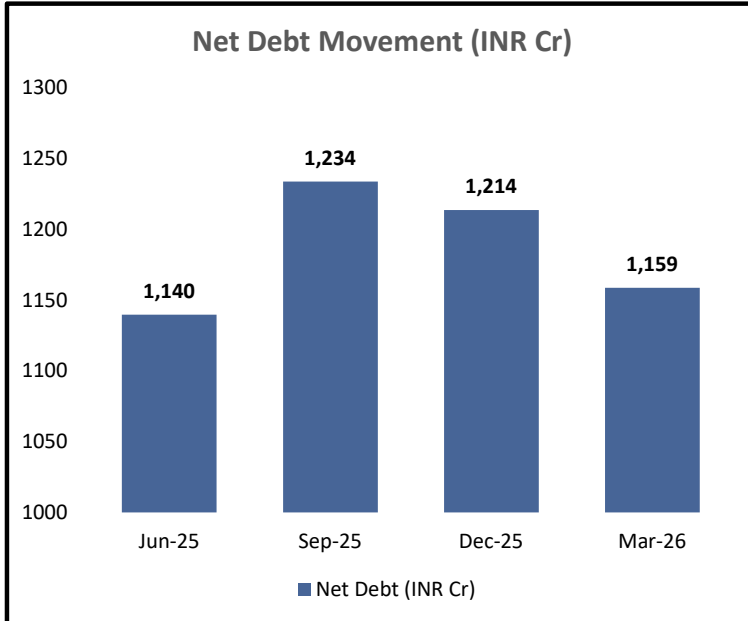
- ❑ Q4, FY26 EBIDTA improved over the last year on the back of:
 1. Higher sales volume (41%),
 2. Higher specialty sales,
 3. Improved base BOPP and BOPET films margins and
 4. Better performance by the specialty chemical subsidiary

Q4 & FY26 : Management Commentary

- ❑ PAT improvement is moderate due to exceptional item of Rs 7.2 crores, increased depreciation and interest related to new capacities and one time impact of reversal of deferred tax assets of Rs 5.3 crores due to reorganization of the subsidiary in South Korea
- ❑ Specialty Chemicals subsidiary continues to perform well with 25%+ EBITDA in Q4, FY26 on the back of three niche verticals i.e. coating chemicals, masterbatches and adhesives.
- ❑ Cosmo Plastech (Rigid packaging vertical) has posted over 70% topline growth in Q4 on YoY basis. The business vertical has almost reached EBITDA-breakeven. Now FY27 focus for the vertical shall be on achieving higher profitability through higher capacity utilisation and improved efficiency.
- ❑ Both the consumer businesses Zigly (Petcare) and Cosmo Consumer (Window films, Paint Protection Films & Ceramic Coatings) continue to scale-up. Zigly has posted 54% topline growth in Q4 FY26 on YoY basis
- ❑ Net Debt has reduced by Rs 55 crores during Q4 FY26 to Rs 1,159 crores (2.4 times to EBITDA) despite increase of Rs.19 crores in foreign currency loans value due to significant depreciation of Indian currency. The Company has planned to reduce net debt further over the next 2 years.
- ❑ The Board of Directors had recommended dividend of Rs. 4 per equity share for the financial year ended 31 March 2026 subject to approval of shareholders
- ❑ The FY27 focus will be on achieving full capacity utilization in Films & Chemicals, higher growth in speciality sales; scaling-up and being profitable in Plastech; and substantially grow B2C businesses

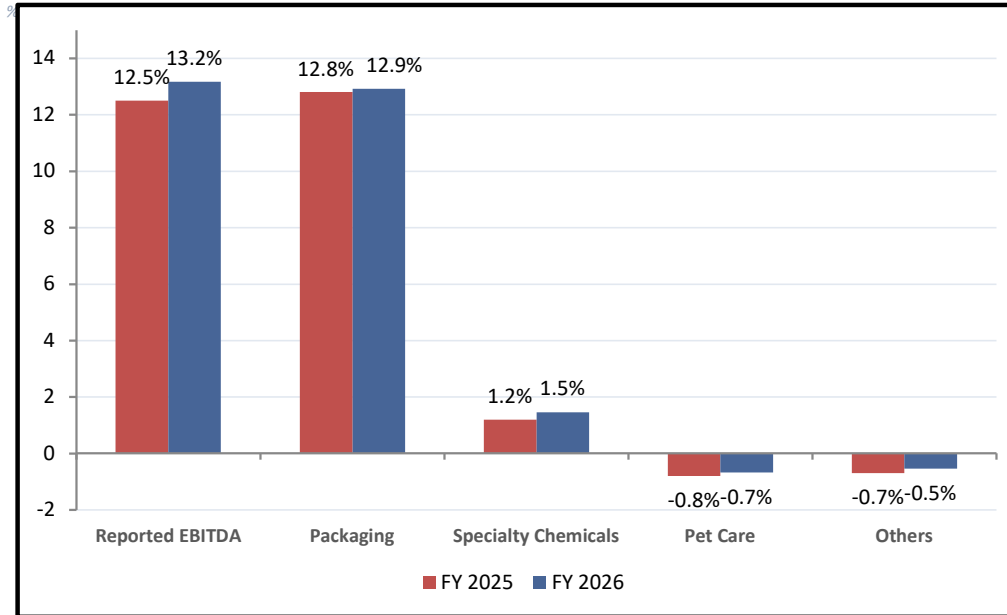
Focus on Net Debt reduction

Quarterly trend | FY26 Debt reduction has started from peak debt in Sep'25 in line with our stated guidance



EBITDA Contribution to Total Company Sales

% of Total Company Sales | FY25 vs FY26



Reported EBITDA
% of Total Company Sales
12.5% → 13.2%

Packaging
% of Total Company Sales
12.8% → 12.9%

Specialty Chemicals
% of Total Company Sales
1.2% → 1.5%

Pet Care
% of Total Company Sales
-0.8% → -0.7%

Others
% of Total Company Sales
-0.7% → -0.5%

Slide 13 of 39

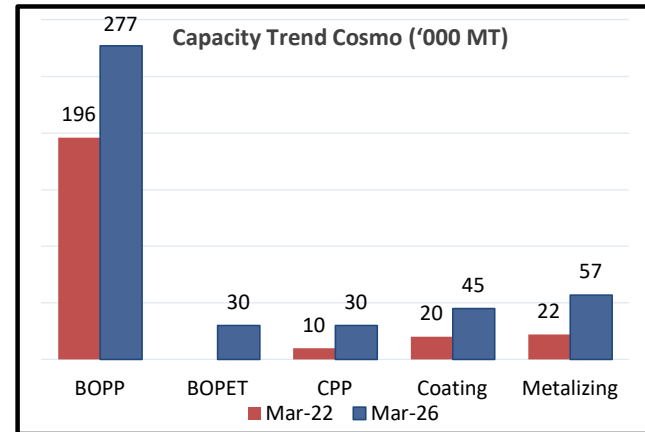
Business Overview – Films



Films Business — India's Largest, Focused on Specialty

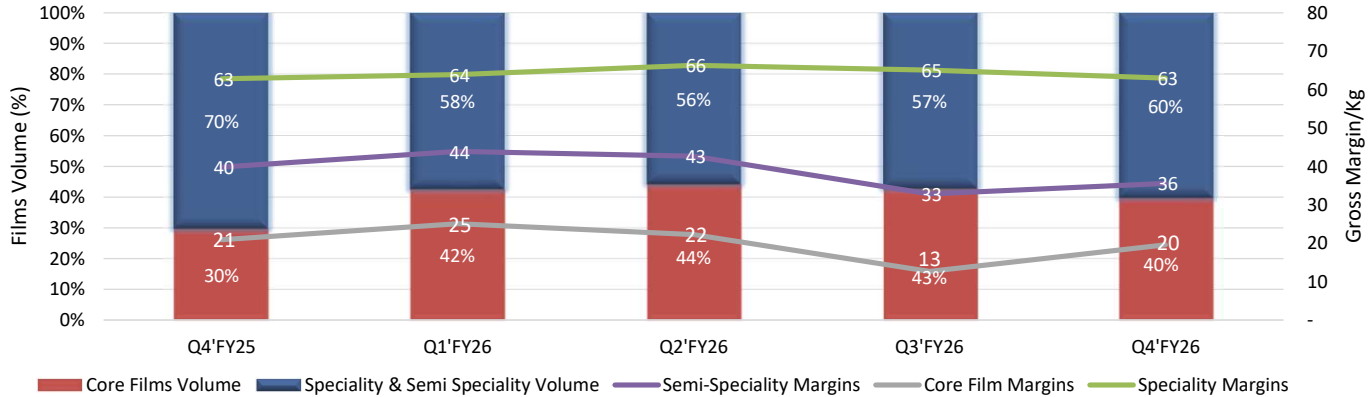
- **India's BOPP Market:** ~900K MT pa | ₹13,000 Cr | 8–10% growth
- **Cosmo Position:**
 - Largest flexible packaging film producer in India, with BOPP capacity of 277k MT
 - Globally amongst top four players in BOPP speciality films
 - Speciality Labels – Second largest player in the world
 - Thermal Lamination Films- World’s largest supplier
- **Specialty CAGR:** 10% CAGR in specialty films over last 6 years, Strong R&D developing new films
- **Export Share:** ~50% of revenue from exports (80+ Countries) with higher margins and speciality sales
- **Future Capex:** Only specialty assets for next couple of years
- **Stable ROCE :** Targeting mid teens stable ROCE

	Cr		
Packaging Business	FY26	FY25	Growth%
Sales	3265	2623	25%
EBITDA	470	371	26%
EBITDA %	14.4%	14.2%	



BOPP Specialty margins remain intact

Quarterly movement in Films margin

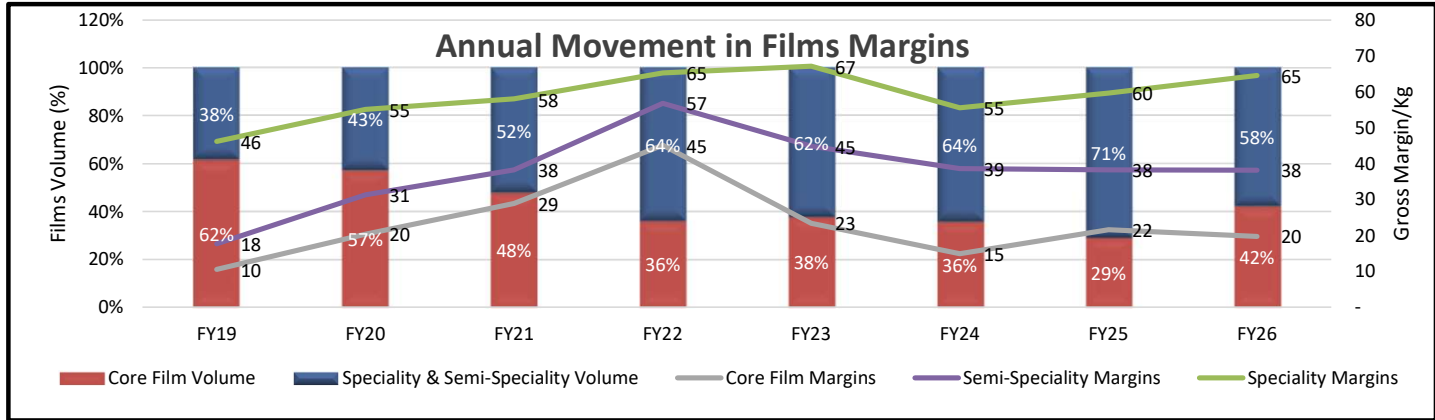


Note: Margins denote per/kg contribution for respective films categories.

- ❑ Specialty % has reduced from Q1, FY26 post commissioning of new BOPP and CPP lines which are mainly running on base BOPP and CPP films to begin with.
- ❑ The company continues to target increase in specialty films (including new capacity) with target 10% CAGR growth

BOPP Specialty sales continue to grow (10% CAGR)

Expanding Specialty & Semi-Specialty films portfolio (high margin category) (~ 10% CAGR over last 7 years)




- Specialty % has reduced in FY26 post commissioning of new BOPP and CPP lines which initially produce higher base BOPP & CPP films. The company continues to target increase in specialty films (including new capacity) with target 10% CAGR growth.
- Specialty margins per/kg have dropped in FY24 owing to change in sales and customer mix and restored back in FY25 & FY26 due to return of specialty export customer for a high margin specialty film
- Margins above denote per/kg contribution for respective films categories

Manufacturing & Sales Footprints



Waluj, Aurangabad, India

BOPP	6 lines
Thermal	2 lines
Coating	5 lines
Metalising	5 lines
CPP	2 lines
BOPET	1 line



Shendra, Aurangabad, India

BOPP	1 line
Thermal	5 lines
Coating	3 lines
Metalising	1 line



Karjan, Vadodra, India

BOPP	3 lines
Coating	2 lines
Metalising	3 lines
CPP	1 line
CSP	2 lines

TOTAL INSTALLED CAPACITY

2,77,000 TPA

(10 lines)

BOPP- largest in India

26,000 TPA

(7 lines)

Thermal

30,000 TPA

(1 lines)

BOPET

45,000 TPA

(10 lines)

Coating*

57,000 TPA

(9 lines)

Metalizing

30,000 TPA

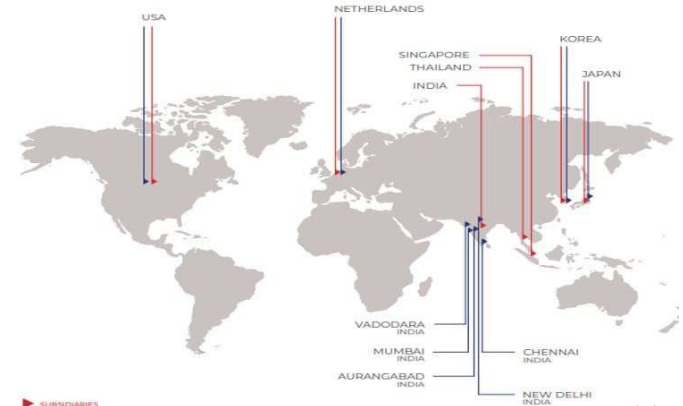
(3 lines)

CPP

7,200 TPA

(2 lines)

CSP



* Additionally, one of the world's largest coating line is expected in FY27

 SUBSIDIARIES
 SALES OFFICE

Growing Specialty Films Product Portfolio Contd.



PACKAGING FILMS

- **Print & Pouching Films**
- **Barrier Films**
- **Overwrap Films**
- **Heat resistant Film**
- **Lidding Films**



GRAPHICS

- **Green Graphic PVC free**
- **Synthetic paper for ID cards, Tags, Menu cards**
- **Thermal Lamination & Wet Lamination**
- **Premium Lamination Films(Velvet, Scuff free)**



LABEL FILMS

- **Pressure Sensitive Label stock films**
- **Direct Thermal Printable films**
- **In-Mold Label films**
- **PETG Shrink Labels**
- **Wrap Around label films**



INDUSTRIAL FILMS

- **Tape & Textile Films**
- **Cable Overwrap**
- **Other Specialized Film**
- **Metallized Capacitor Films(Fan capacitors, motor, AC , Washing machine)**

- **Films highlighted above in blue color** are Specialty Films, while with **green color** include both specialty & non-specialty
- **Disclosure: All these are trademarks of respective Owners**
- **Global Leadership: Top 4 in BOPP Specialty Films · #2 Specialty Label Films · World's Largest: Thermal Lamination Films & Industrial Application Films**

R&D Focus Largest Flexible Packaging R&D Infrastructure in India -Cosmo First

Ahead Always

R&D Infrastructure



- Centralized R&D lab in Aurangabad (Waluj)
- 30+ R&D resources (increased significantly in last 2 years)
- Team includes PhDs & Post-Docs from USA & European universities
- >0.5% of annual revenue invested in R&D
- 6 active patents | 11 more in pipeline
- Advanced equipment: Screen, UV Flexo, Direct Thermal, Thermal Transfer printers, stretching machines

Innovative Product Launches



- Green Graphics (PVC free) – import substitute
- TR BOPP film- Replacement of PET(With uniform linear tear)
- Ultra High Barrier MET CPP film- Replacement of Foil & PE
- CSP Dualcoat under Cosmo Synthetic Paper (sustainable)
- High Resistance BOPP film for string packs (replacing PET)
- Barrier Metallized CPP film (nitrogen flushing – biscuits)
- Retort Grade Transparent CPP film (easy seal & peel)
- UV Inkjet Printable Coated Label Film (HP Indigo printing)

Slide 20 of 39


Trusted Partners- Dominant global brands

Trusted partner to prestigious portfolio of large blue-chip companies and renowned brands



Disclosure: All these are trademarks of respective Owners

Business Overview – Speciality Chemicals



Strong performance By Speciality Chemicals

₹204 Cr

FY26 Revenue

20%

Revenue Growth CAGR last two years

₹53 Cr

FY26 EBITDA vs ₹33 Cr in FY25*

26%

EBITDA Margin vs 18% in FY25

350-400 Cr

FY30 Target Revenue

KEY HIGHLIGHT EBITDA increase : ₹33 Cr → ₹53 Cr | Margin expanded to 26%

Chemicals Business	FY26	FY25	Growth
Sales (₹ Cr)	204	187	9%
EBITDA (₹ Cr)	53	33*	↑ 60%
EBITDA Margin %	26%	18%	+800 bps

* FY25 EBITDA exclude one time incentive

3 Niche Verticals — R&D Driven, High ROCE, Scalable

High-Value Add · Import Substitution · 25%+ ROCE · 20%+ EBITDA Business· Captive + External Market Scale-up

Coating Chemicals

Capacity: 7,000 MT

India Market

1,200K MT

Industry Growth

8-10% p.a.

Applications: Film · Paper · Foil · Automobile

- Heat Seal Coatings
-Foil packaging
- Oil & Grease Barrier
-Paper & paperboard packaging
- Adhesive & Extrusion Primers
-Print receptive coatings
- Analog Printing & Inkjet Coatings
-BOPP / PE / PET / HP Indigo

Masterbatches

Capacity: 10,000 MT

India Filmic Market

35K MT

Industry Growth

10% p.a.

Applications: Film Applications

- CosmoWhite
-White MB – PP&PE applications.
Provides opacity & whiteness
- CosmoAdd —
-Features such as PPA / Slip, Antistat, Matt.
- Enhances product quality and unlock superior performance

Adhesives

Capacity: 2,800 MT

India Market

₹30K Cr

Market Growth

8-10% p.a.

For Film and Paper applications

- Water-based Lamination
Film to board lamination
- Flexible Packaging Adhesives-Solvent free
Applications- For Noodles, Tea powder, Chips, Salt etc
- Water-based Side Pasting
Nozzle & Wheel applications for Folding boxes

Slide 24 of 39

Business Overview – Rigid Packaging (Cosmo Plastech)



Cosmo Plastech — End-to-End Rigid Packaging Solutions

Cosmo First 
Ahead Always

₹92 Cr

FY26 Revenue

84%

Revenue Growth YoY

Operational
EBITDA
Breakeven

56%

Brand Sales Mix

18,000

Capacity (MT)

Brand Sales (56%) & Speciality focus | FY30 Target: ₹350–400 Cr | Double-digit EBITDA & ROCE Target

FSSC 22000 certified

Product: Plastic Sheets

Product :Thin Wall Containers

Key Business Highlights

- Industry: ₹10,000 Cr, growing 10%+ pa
- Direct-to-Brand sales mix ~56% — differentiated positioning
- Stable margins linked to cost of production
- Customised packaging solutions for FMCG
- New product launches: ESD sheets & high-margin trays

Plastic Sheets

PRODUCTS

- PET (APET, RPET, G-PET)
- PP, Barrier, HIPS, ESD

APPLICATIONS

- Food trays, blisters, displays
- Medical, electronics, FMCG

Thermoformed Cups & Trays

PRODUCTS

- PP & HIPS Cups
- PP-EVOH High-Barrier Trays

APPLICATIONS

- Yogurt, dairy, ice-cream
- Ready-to-eat, meat, snacks

Injection Molded IML Containers

PRODUCTS

- Round, Oval, Square, Twist-lock

APPLICATIONS

- Ice cream, desserts, puddings
- Sauces, spreads
- Processed food portions

Business Overview – Cosmo Consumer



Window Films & Paint Protection Films — Market Opportunity

Cosmo First 
Ahead Always

₹23 Cr

FY26 Revenue

₹9.4 Cr

Q4 FY26 Revenue

150+

Window Film
Distributors/Dealers

60+

PPF Distributors

30%

PPF Industry Growth
rate

Cosmo Sunshield — Market Opportunity

- India heat control film market/coating : ~₹1,000 Cr pa
- Only two producers in India (incl. Cosmo)
- Industry growing ~8% pa
- 100+ cities & towns covered
- Launched HP series & Carbon pigment series

Cosmo PPF — Market Opportunity

- India PPF industry: ~₹500 Cr, growing 30% YoY
- India penetration: only 1–2% vs ~15% in China
- Car detailing shops increasing rapidly
- 4 new PPF variants launched in FY26
- Direct Channel partner in 10+ cities

Export Market — Huge Opportunity

- Global window film market: multi-billion dollar
- India cost advantage vs global peers
- Export market – Higher margins
- Regulatory tailwinds: energy efficiency mandates
- Leveraging Cosmo brand and quality

Product Portfolio & Differentiation

High-Margin · High-Growth · Target FY30 200 Cr Revenue

COSMO SUNSHIELD — Window Films

Started May 2025 | India Heat Control Film Industry: ~₹1,000 Cr pa

APPLICATIONS

Residential · Commercial · Automotive · Railways · Marine · Government Offices

PRODUCT FEATURES

- Energy efficiency, Reduction in cooling costs (Expected temperature drop 2-5°C)
- Improves fuel efficiency in cars
- Safety and Security
- Protection from UV rays, Great visibility in window films vs performance glass
- Lower Carbon footprint

COSMO PPF — Paint Protection Films

India Industry ~₹500 Cr | Growing 30% YoY | Penetration: 1–2% vs China 15%

MARKET OPPORTUNITY


India at 1–2% penetration vs ~15% China

PRODUCT FEATURES

- Durable and high tensile strength (scratch resistance)
- Self healing(Heals minor scratches)
- UV Resistance and chemical resistance
- High Tensile Strength
- High smoothness: Easy maintenance. Smooth surface

Slide 29 of 39

Business Overview – Petcare (Zigly)



Zigly — Tapping India's High-Growth Pet Care Industry

INDIA PET CARE MARKET

₹25,000 Cr

Growth Rate 22-23% pa

Pet Food CAGR 24%

Pet Grooming CAGR 20%


Vet Services CAGR 25%

Zigly — Services-Led D2C Omni-Channel Petcare Platform

- **GMV Run-Rate:**
INR 90 Cr Q4 annualized (+91% YoY)
- **Sales Growth:**
FY26 INR 55 Cr Up 63% YoY (FY26 vs FY25)
- **Retail Centers:**
41 centers across India (vs 29 in FY25)
- **Services sales contribution %:**
61% in FY26 (51% in FY25)
- **Private Label Sales:**
+103% YoY (FY26 vs FY25)
- **Gross Margins FY26:**
48% in FY26 (44% in FY25)
- **Hospitals:**
2 Vet hospitals acquired
- **SKUs:**
5,000+ on platform
- **Social Community:**
313K+ followers
- **Customers Served:**
71K+ in FY26 (35% repeat)
- **New Products Launched in FY26:**
Dry food, wet food, shampoo, winter collection etc
- **Value Unlocking:**
Plan to unlock value in Petcare vertical by FY27

Slide 31 of 39

Financial Overview & ESG



Financial Overview — Net Debt & Net Worth Trajectory

₹1,159 Cr

Net Debt (Mar-26)

0.7x

Net Debt / Equity (Mar- 26)

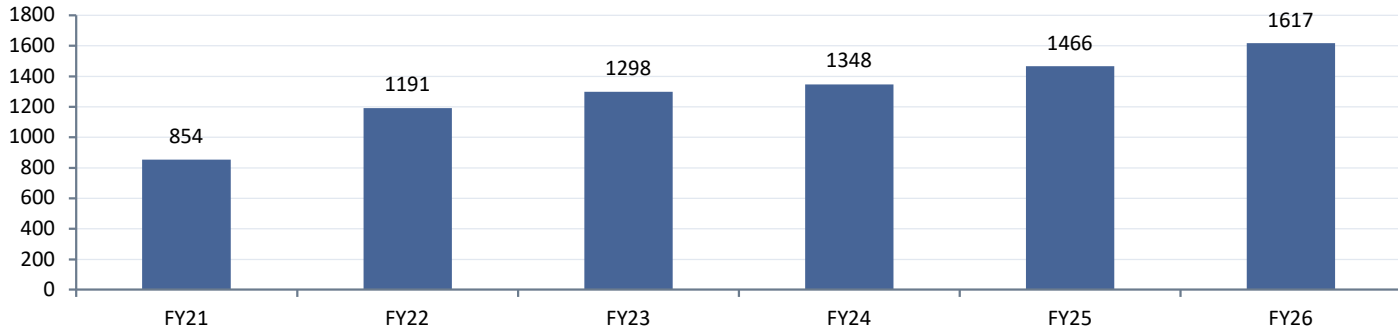
2.4x

Net Debt / EBITDA (Mar- 26)

Minimal

Capex Ahead

Growing Net Worth (₹ Cr)



Shareholding Pattern (Mar-26):

Promoter: 40.78%

Institutional: 3.29%

Non-Institutional: 54.82%

ESOP Trust: 1.11%

Slide 33 of 39

Board of Directors — Well Diversified & Independent



Mr. Ashok Jaipuria
Chairman & MD

40+ years corporate experience,
first-generation entrepreneur



Ms. Yamini Kumar (Jaipuria)
Director — Strategy, ESG & CSR

20+ years HR, CSR & strategy



Mr. A K Jain
Director — Corporate Affairs

40+ years Finance, Accounts &
GM



Mrs. Alpana Parida
Independent Director

20+ years retail & marketing
(US & India)



Mr. Pratip Chaudhuri
Independent Director

Corporate Finance, Treasury,
International Banking



Mr. H N Sinor
Non-Executive Director

40+ years banking (UBI,
Central Bank, ICICI)



Mr. Anil Wadhwa
Independent Director

Former IFS Diplomat & Indian
Ambassador



Mr. Rakesh Nangia
Independent Director

40 years advising Fortune 500
& Indian business



Mr. Arjun Singh
Independent Director

25 years running & growing
businesses



Mr. Yash Pal Syngal
Independent Director

30 years technology &
business management

60% Independent Directors · 2 Women Directors · 6 Active Committees

Professional Management — Experienced Leadership



Mr. Pankaj Poddar
Group CEO

27+ years in leadership, general management & finance



Mr. Neeraj Jain
Group CFO


25+ years in finance, strategy & risk management



Mr. Kulbhushan Malik

Global Business Head — Cosmo Films

25+ years in business strategy, sales & financial management



Mr. Saurabh Jain

CEO - Zigly & Head Corporate Development

19+ years across industries, turn around & investment banking



Mr. Himanshu Gupta

Business Head — Rigid Packaging

24+ years building brands & driving revenue growth



Mr. Abhineesh Das

Business Head — Cosmo Consumer

17+ years in sales, marketing & manufacturing

Cosmo First – ESG at a Glance

★ CareEdge "Good" ESG Rating

Cosmo First 
Ahead Always

ENVIRONMENTAL

1.02 Lac MT

Carbon Emission CO₂
Reduction (Scope 1)

35%+

Water Treated
at Cosmo

~50%

Renewable
Power Usage

12%+

Safe Waste
Disposal

Product Practices

- Mono-material & Oxo-Biodegradable films for recycling
- BOPP/CPP films → reduced plastics consumption
- Ultra-High Barrier Films as aluminium foil substitute

Manufacturing Practices

- 95% recycling of manufacturing waste
- INR 30cr+ invested to cut environmental impact
- Zero Liquid Discharge target; 45% water treated
- Renewable energy → 2/3rd mix in 12–18 months (₹25cr pa savings)

SOCIAL

₹2.8 Cr

CSR Spend FY26

7,78,000

Lives Touched
Through CSR

160K+

Saplings Planted

Women

Well-being
Programs

Community & CSR

- ₹2.8 Cr spent on CSR activities in FY26
- 7,78,000 lives positively impacted through CSR
- Infrastructure & education for underprivileged communities

Environment – Social

- 160,000+ saplings planted, 92% survival rate
- Promoting women well-being & inclusion

Workforce

- Skill development & community health outreach
- Diversity, inclusion & women welfare programs

GOVERNANCE

60%

Independent
Directors

2

Women
Directors

6

Active Board
Committees

88%

Board
Attendance

Board Structure

- 60% Independent Directors for strong oversight
- 2 Women Directors promoting board diversity
- 6 active committees for focused governance

Accountability

- Statutory Audit: M/s SN Dhawan & Co. (Mazars)
- Robust risk management framework
- Board performance evaluation & independent review

Transparency

- Whistle-blower mechanism for ethical culture

Awards & Accolades — Recognition of Excellence

FY25–26

- Received ISO 45001:2018 certification across its major manufacturing units in Waluj, Shendra and Karjan
- SIES SOP Star Awards 2026 for our CPP Film for Deep Freeze, High Barrier Pigmented BOPP Film, and Retort Lidding Film
- ISO/IEC 27001:2022 Information Security Management Certification

FY24–25

- SIES SOP Star Awards 2025 — Metallized BOPP High Speed Packaging
- EcoVadis Silver Medal (March 2025) in sustainability assessment
- "Fastest Growing Enterprise of the Year 2024" — Modern Plastics Award
- Greentech Global EHS Award 2024 (Waluj Plant)
- Platinum Award — Apex India Occupational Health & Safety Award (Shendra Plant)

FY23–24

- IFCA Star Awards 2023 — Super Barrier BOPP Film & High Puncture Resistant BOPP Film
- SIES SOP Star Awards — White Lidding CPP Film, Cold Seal Release, Teplor, High Barrier CPP

FY22–23

- Forbes Asia Best Under A Billion 2022 (Top 10 from India)
- BW Business World — India's Fastest Growing Companies
- Entrepreneur Magazine — Most Enterprising Business Award
- Zigly — Top 100 D2C Brands (Retailer Magazine)
- Cosmo Speciality Chemicals — 20 Most Promising Chemical Companies 2022

This document, prepared by Cosmo First Limited is solely for information purposes and does not constitute any offer, invitation, recommendation, invitation to purchase or subscribe to any of company's securities, and shall not form the basis of or be relied on in connection with any contract or binding commitment whatsoever.

Certain statements in this presentation are forward-looking statements. These statements are based on management's current expectations and are subject to uncertainty and changes in circumstances. These statements are not guarantees of future results or occurrences. Actual results other financial condition may differ materially from those included in these statements due to a variety of factors.

Any forward-looking statements made by or on behalf of Cosmo First speak only as to the date they are made, and Cosmo First does not undertake to update forward looking statements to reflect the impact of circumstances or events that arise after the date the forward looking statements were made.

Thank You

For more information, please contact:

Cosmo First Ltd.

Mr. Neeraj Jain

Group Chief Financial Officer

Email ID: neeraj.jain@cosmofirst.com

Mr. Shivang Goel

Investor Relations

Email ID: shivang.goel@cosmofilms.com