

Ref. No. Z-IV/R-39/D-2/NSE/207 & 174

Date: May 16, 2026

National Stock Exchange of India Ltd. Listing Deptt., Exchange Plaza, Bandra Kurla Complex, Bandra (E), Mumbai - 400051	BSE Ltd. Floor - 25, Phiroze Jeejeebhoy Towers, Dalal Street, Mumbai-400001
NSE Symbol: UNOMINDA	BSE Scrip: 532539

Sub: Investor Presentation

Dear Sir/Madam,

Please find enclosed the Investor Presentation for Financial results of Q4 for the FY 2025-26.

The copy of the aforesaid Investor Presentation is also available on the website of the Company www.unominda.com.

This is for your information and record please.

Thanking you.

Yours faithfully,
For Uno Minda Limited

Tarun Kumar Srivastava



Tarun Kumar Srivastava
Company Secretary & Compliance Officer
ICSI Mem. No. A11994
Place: Manesar



— DRIVING THE NEW —

INVESTOR PRESENTATION
May 2026



SAFE HARBOR

This presentation and the accompanying slides (the “Presentation”), has been prepared by Uno Minda Limited (the “Company”), solely for information purposes and do not constitute any offer, recommendation or invitation to purchase or subscribe for any securities, and shall not form the basis or be relied on in connection with any contract or binding commitment whatsoever. No offering of securities of the Company will be made except by means of a statutory offering document containing detailed information about the Company.

This Presentation has been prepared by the Company based on information and data which the Company considers reliable, but the Company makes no representation or warranty, express or implied, whatsoever, and no reliance shall be placed on, the truth, accuracy, completeness, fairness and reasonableness of the contents of this Presentation. This Presentation may not be all inclusive and may not contain all of the information that you may consider material. Any liability in respect of the contents of, or any omission from, this Presentation is expressly excluded.

Certain matters discussed in this Presentation may contain statements regarding the Company’s market opportunity and business prospects that are individually and collectively forward-looking statements. Such forward-looking statements are not guarantees of future performance and are subject to known and unknown risks, uncertainties and assumptions that are difficult to predict. These risks and uncertainties include, but are not limited to, the performance of the Indian economy and of the economies of various international markets, the performance of the auto ancillary industry in India and world-wide, competition, the company’s ability to successfully implement its strategy, the Company’s future levels of growth and expansion, technological implementation, changes and advancements, changes in revenue, income or cash flows, the Company’s market preferences and its exposure to market risks, as well as other risks. The Company’s actual results, levels of activity, performance or achievements could differ materially and adversely from results expressed in or implied by this Presentation. The Company assumes no obligation to update any forward-looking information contained in this Presentation. Any forward-looking statements and projections made by third parties included in this Presentation are not adopted by the Company and the Company is not responsible for such third-party statements and projections.

CONTENT

01.	Industry Highlights	04
02.	Operational Highlights	05
03.	Financial Highlights	07
04.	Business Review	11
05.	Annexures	20
06.	Overview: Uno Minda Group	24

INDUSTRY HIGHLIGHTS FOR Q4 FY26

Industry Growth momentum Continues

Q4FY26 : 2W posted impressive 21% YoY growth
PV posted 11 % YoY growth
PV and 2W set new peak for Annual production volumes

Revision in CAFÉ Norms

Effective 1st April 2027, CO² emission limit slashed, manageable 5 year glide path
Promoting electric vehicles,
Facilitate LED transition and light weighting.

EV Penetration increases

FY26: e-2W registration cross 1.4 Mn, penetration increase to 6.5%
e-PV registration at 2.0 Lakhs, penetration increase to 4.2%
e-3W registration at 0.8 Mn, penetration crosses 60%

West Asia Conflict

Supply chains pressure,
Elevated crude oil prices resulting in Global inflation and moderating growth outlook

Commodity Prices Surge

Aluminium prices hit new high in Q4FY26
Plastic Parts and Resins prices also increased
USD INR crosses 95.50 making raw material imports costlier



KEY OPERATIONAL HIGHLIGHTS FOR Q4 FY26

Announced second plant for PV EV powertrain in CSN

To assemble and manufacture EDU and DHT
Backed by anchor customer
Project cost Rs 550 crore, SOP Q2FY28

Sizeable order for Android-based Infotainment (IVI) platform

~ Rs 600 Crore annual peak value, SOP in Q3FY29
Developed by in house R&D centre CREAT
Represents ~70% of current annual revenues from the business

Large order for 2W Lamps

~ Rs 450 crore annual peak value , SOP in H2FY28
Represent 25% of current annual revenues from 2W Light

Record sales for 2W Switch and 2W Light business

Exports, sustained domestic volume growth coupled with increase in SOB with underpenetrated OEMs drive the strong growth

Impressive growth in Seating, significant new export secured

Exports, Increase in SOB in 2W and supply of suspended seat in domestic market drive growth
~Rs 390 Crore export order secured



FINANCIAL INFORMATION & RECENT UPDATES

KEY FINANCIAL HIGHLIGHTS FOR Q4 FY26

Group Revenues (Including JVs and Associates) (Unaudited) higher by 15% Y-o-Y

Rs 6,829 Cr

for the quarter



Consolidated Revenues increased by 18% Y-o-Y to

Rs 5,336 Cr

for the quarter



EBITDA higher by 14% Y-o-Y to

Rs 603 Cr

for the quarter



EBITDA margin at

at 11.3%

for the quarter



PAT (UML share excluding exceptional items) increased by 22% on Y-o-Y basis

Rs 326 Cr

for the quarter



KEY FINANCIAL HIGHLIGHTS FOR FY26

Group Revenues (Including JVs and Associates) (Unaudited) increased by 17% Y-o-Y to

Rs 25,203 Cr

for the year



Consolidated Revenues* increased by 17% Y-o-Y to

Rs 19,589 Cr

for the year



EBITDA* higher by 16% Y-o-Y to

Rs 2,182 Cr

for the year



EBITDA* margin at

at 11.1%

for the year



PAT* (UML share excluding exceptional items) increased by 24% on Y-o-Y basis

Rs 1,166 Cr

for the year



Final Dividend Recommended

Rs 1.75 per share

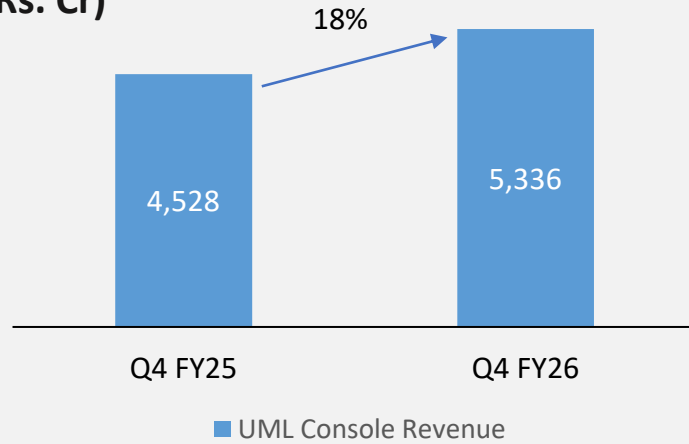


*Adjusted for prior period income and exception expenses relating to Labour Code

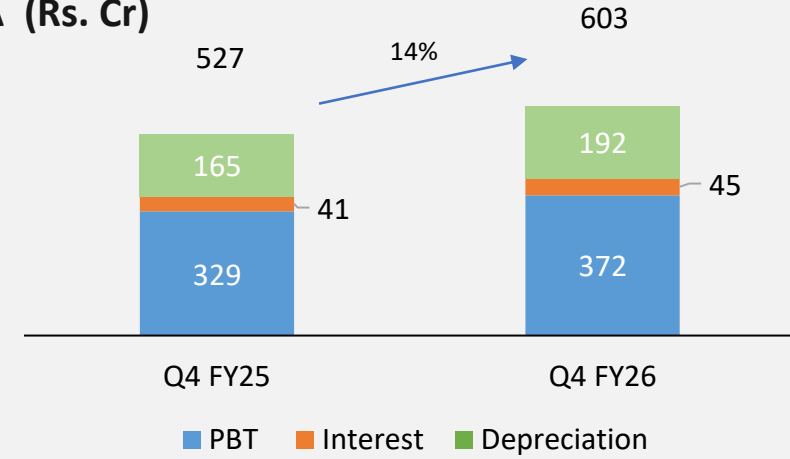


CONSOLIDATED FINANCIAL HIGHLIGHTS – Q4 FY26

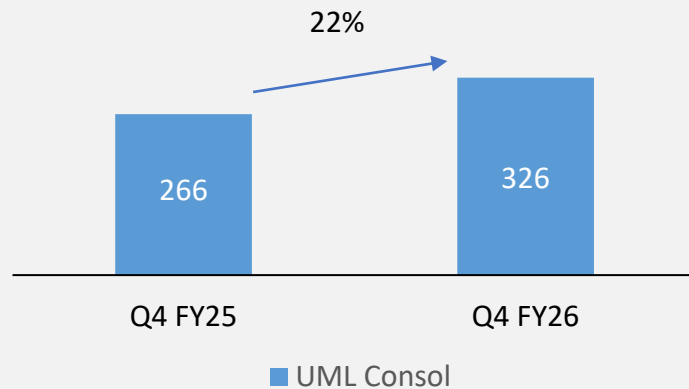
Revenue (Rs. Cr)



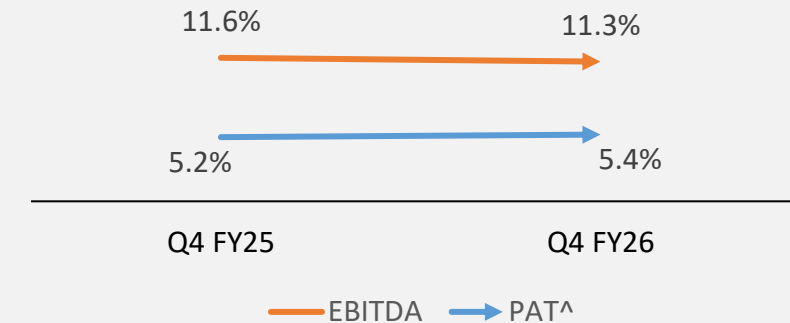
EBITDA (Rs. Cr)



PAT* (Rs. Cr)



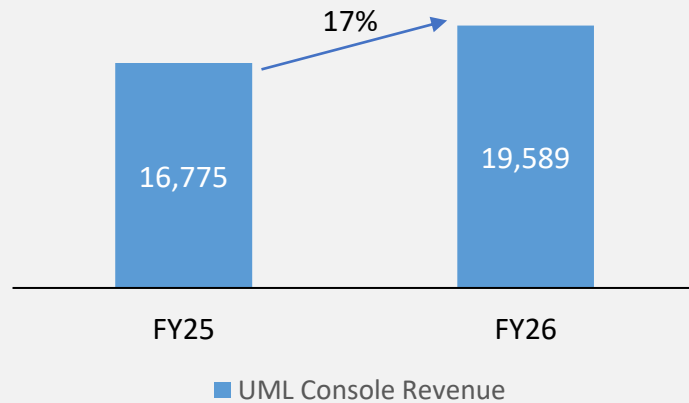
Margin (%)



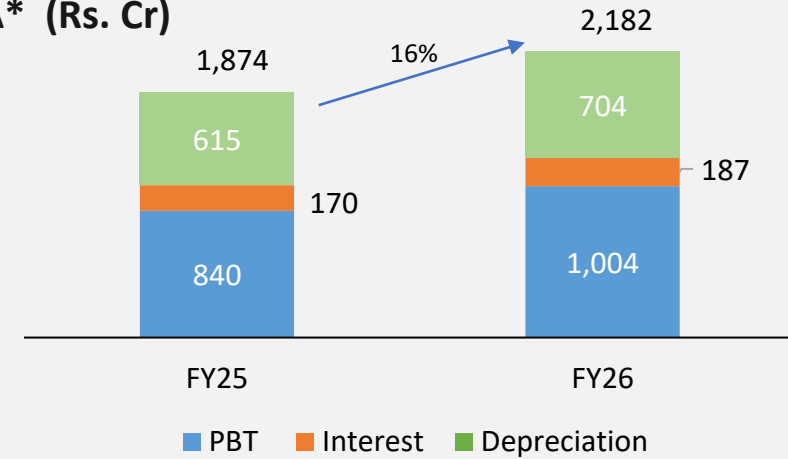
* PAT UML Share excluding exceptional income/expenses
 ^ PAT excluding share of JV/Associates & exceptional income

CONSOLIDATED FINANCIAL HIGHLIGHTS – FY26

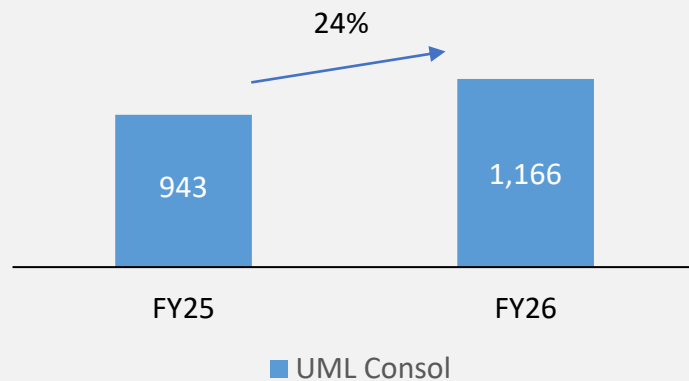
Revenue* (Rs. Cr)



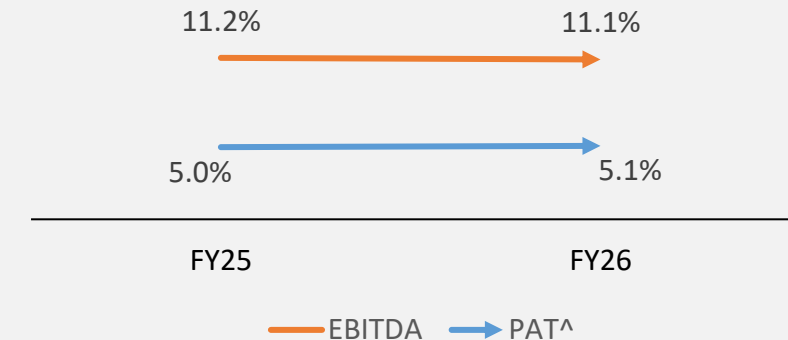
EBITDA* (Rs. Cr)



PAT* (Rs. Cr)

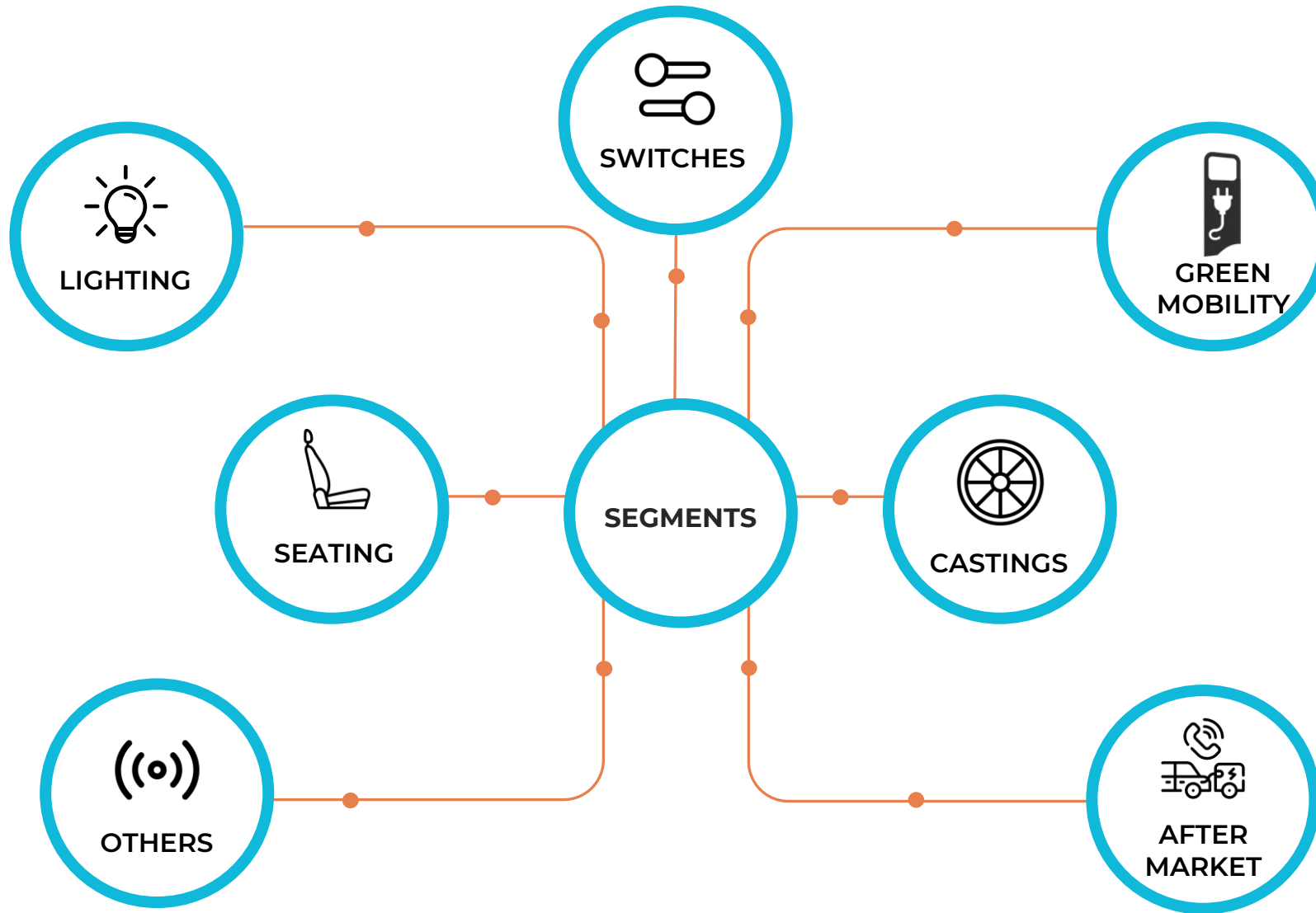


Margin* (%)



*Adjusted for prior period income and exception expenses relating to Labour Code
 ^ PAT excluding share of JV/Associates & exceptional income

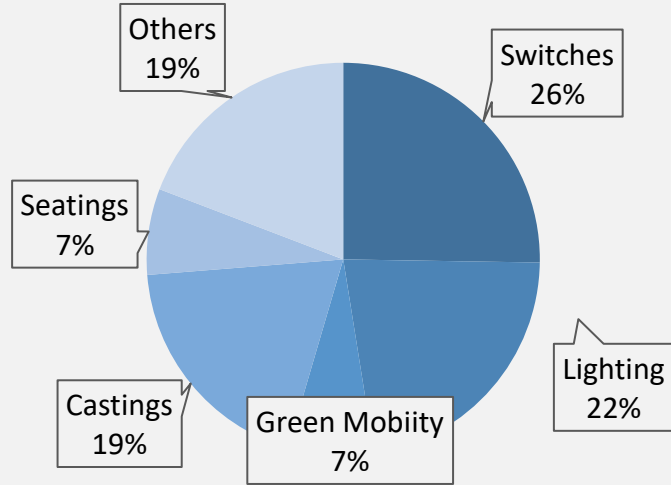
BUSINESS REVIEW



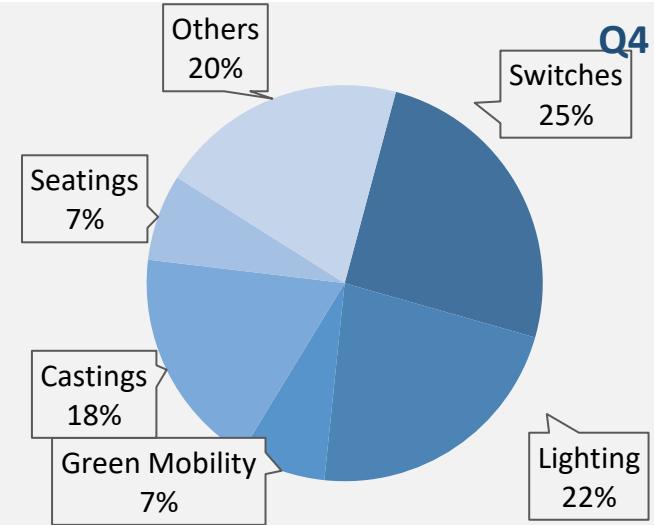
DIVISION-WISE REVENUE MIX

Quarter

Q4 FY25 (%)

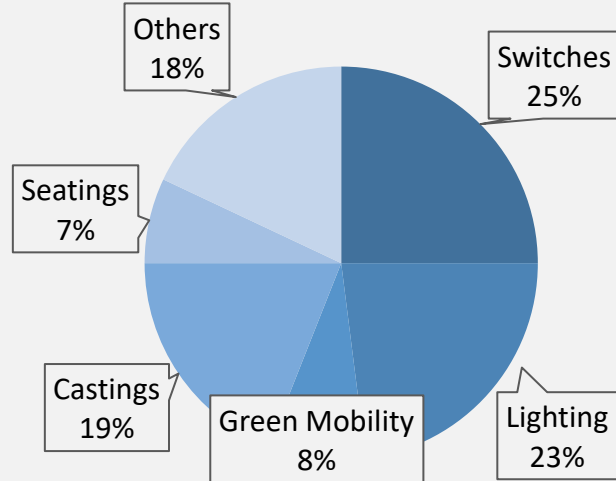


Q4 FY26 (%)

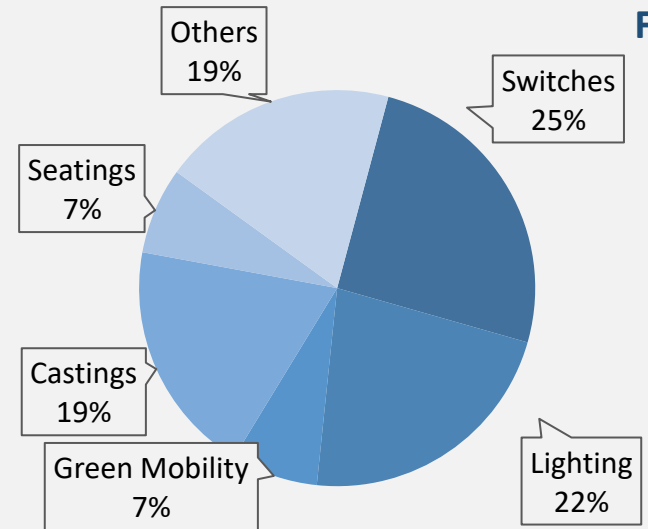


Year


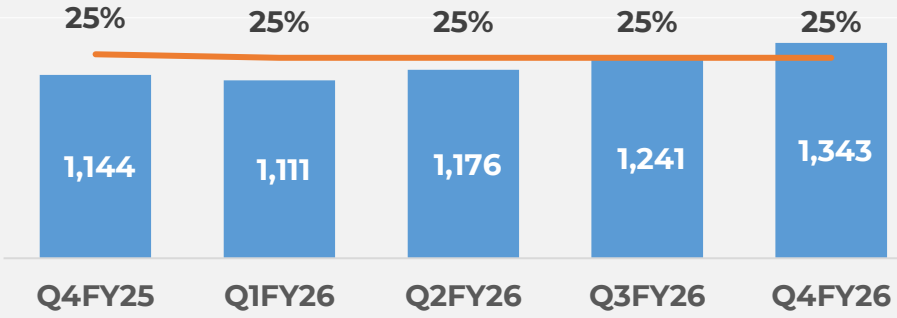

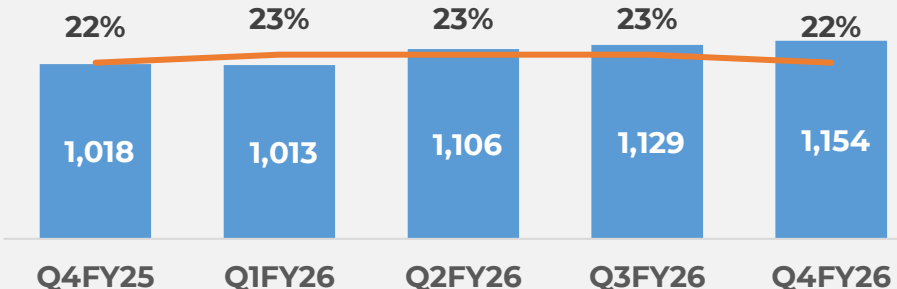

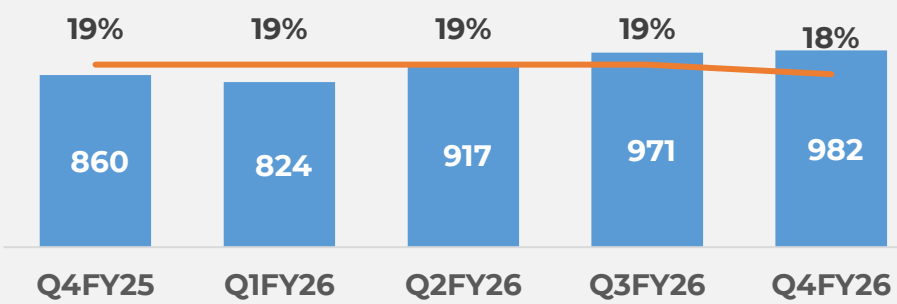
FY25 (%)



FY26 (%)


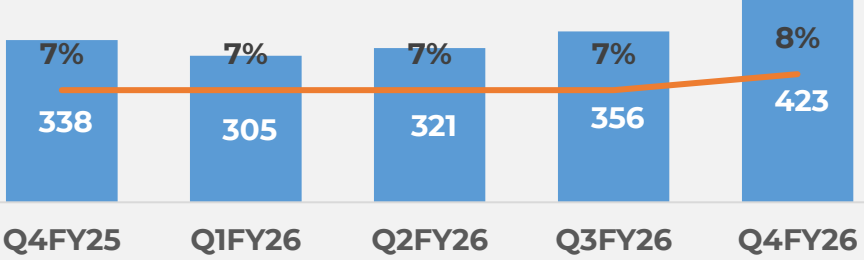

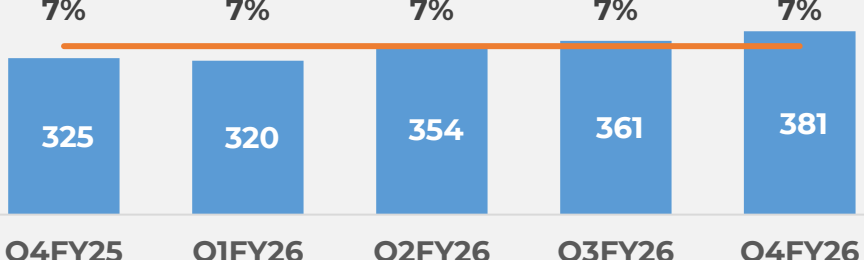

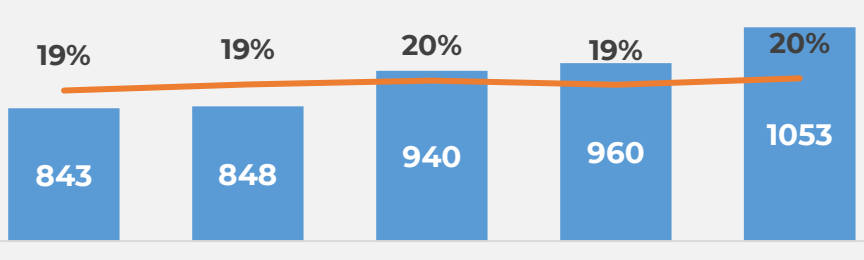


BUSINESS REVIEW

Product Segment	Revenue Growth (Figures in Rs. Cr)	Key updates																		
 Switches	 <table border="1"> <thead> <tr> <th>Quarter</th> <th>Revenue (Rs. Cr)</th> <th>Revenue Share (%)</th> </tr> </thead> <tbody> <tr> <td>Q4FY25</td> <td>1,144</td> <td>25%</td> </tr> <tr> <td>Q1FY26</td> <td>1,111</td> <td>25%</td> </tr> <tr> <td>Q2FY26</td> <td>1,176</td> <td>25%</td> </tr> <tr> <td>Q3FY26</td> <td>1,241</td> <td>25%</td> </tr> <tr> <td>Q4FY26</td> <td>1,343</td> <td>25%</td> </tr> </tbody> </table>	Quarter	Revenue (Rs. Cr)	Revenue Share (%)	Q4FY25	1,144	25%	Q1FY26	1,111	25%	Q2FY26	1,176	25%	Q3FY26	1,241	25%	Q4FY26	1,343	25%	<ul style="list-style-type: none"> Sustained Domestic Volume growth Increase in SOB with underpenetrated customers Robust growth in 2W Exports Shifting cum expansion of UMRPL plant to Farrukhnagar progressing well
Quarter	Revenue (Rs. Cr)	Revenue Share (%)																		
Q4FY25	1,144	25%																		
Q1FY26	1,111	25%																		
Q2FY26	1,176	25%																		
Q3FY26	1,241	25%																		
Q4FY26	1,343	25%																		
 Lighting	 <table border="1"> <thead> <tr> <th>Quarter</th> <th>Revenue (Rs. Cr)</th> <th>Revenue Share (%)</th> </tr> </thead> <tbody> <tr> <td>Q4FY25</td> <td>1,018</td> <td>22%</td> </tr> <tr> <td>Q1FY26</td> <td>1,013</td> <td>23%</td> </tr> <tr> <td>Q2FY26</td> <td>1,106</td> <td>23%</td> </tr> <tr> <td>Q3FY26</td> <td>1,129</td> <td>23%</td> </tr> <tr> <td>Q4FY26</td> <td>1,154</td> <td>22%</td> </tr> </tbody> </table>	Quarter	Revenue (Rs. Cr)	Revenue Share (%)	Q4FY25	1,018	22%	Q1FY26	1,013	23%	Q2FY26	1,106	23%	Q3FY26	1,129	23%	Q4FY26	1,154	22%	<ul style="list-style-type: none"> 2W EV growth supportive as key supplier to multiple electric two-wheeler OEMs Large order for 2W Lamps ~ Rs 450 crore annual peak value , SOP in H2FY28
Quarter	Revenue (Rs. Cr)	Revenue Share (%)																		
Q4FY25	1,018	22%																		
Q1FY26	1,013	23%																		
Q2FY26	1,106	23%																		
Q3FY26	1,129	23%																		
Q4FY26	1,154	22%																		
 Castings	 <table border="1"> <thead> <tr> <th>Quarter</th> <th>Revenue (Rs. Cr)</th> <th>Revenue Share (%)</th> </tr> </thead> <tbody> <tr> <td>Q4FY25</td> <td>860</td> <td>19%</td> </tr> <tr> <td>Q1FY26</td> <td>824</td> <td>19%</td> </tr> <tr> <td>Q2FY26</td> <td>917</td> <td>19%</td> </tr> <tr> <td>Q3FY26</td> <td>971</td> <td>19%</td> </tr> <tr> <td>Q4FY26</td> <td>982</td> <td>18%</td> </tr> </tbody> </table>	Quarter	Revenue (Rs. Cr)	Revenue Share (%)	Q4FY25	860	19%	Q1FY26	824	19%	Q2FY26	917	19%	Q3FY26	971	19%	Q4FY26	982	18%	<ul style="list-style-type: none"> Ramp up in recently commissioned capacity expansion in both AW4W and AW2W Aluminum Prices Increase Near term moderation of penetration of Alloy Wheel in AW2W & AW4W
Quarter	Revenue (Rs. Cr)	Revenue Share (%)																		
Q4FY25	860	19%																		
Q1FY26	824	19%																		
Q2FY26	917	19%																		
Q3FY26	971	19%																		
Q4FY26	982	18%																		

■ Revenue — Revenue Share

BUSINESS REVIEW

Product Segment	Revenue Growth (Figures in Rs. Cr)	Key updates																		
 <p>Green Mobility*</p>	 <table border="1"> <thead> <tr> <th>Quarter</th> <th>Revenue (Rs. Cr)</th> <th>Revenue Share (%)</th> </tr> </thead> <tbody> <tr> <td>Q4FY25</td> <td>338</td> <td>7%</td> </tr> <tr> <td>Q1FY26</td> <td>305</td> <td>7%</td> </tr> <tr> <td>Q2FY26</td> <td>321</td> <td>7%</td> </tr> <tr> <td>Q3FY26</td> <td>356</td> <td>7%</td> </tr> <tr> <td>Q4FY26</td> <td>423</td> <td>8%</td> </tr> </tbody> </table>	Quarter	Revenue (Rs. Cr)	Revenue Share (%)	Q4FY25	338	7%	Q1FY26	305	7%	Q2FY26	321	7%	Q3FY26	356	7%	Q4FY26	423	8%	<ul style="list-style-type: none"> • Alternate fuel business growth driven by increasing CNG penetration • EV Systems record healthy growth driven by e-3W Charger business • EDU Supplies started • Announced second plant for PV EV powertrain in CSN
Quarter	Revenue (Rs. Cr)	Revenue Share (%)																		
Q4FY25	338	7%																		
Q1FY26	305	7%																		
Q2FY26	321	7%																		
Q3FY26	356	7%																		
Q4FY26	423	8%																		
 <p>Seating</p>	 <table border="1"> <thead> <tr> <th>Quarter</th> <th>Revenue (Rs. Cr)</th> <th>Revenue Share (%)</th> </tr> </thead> <tbody> <tr> <td>Q4FY25</td> <td>325</td> <td>7%</td> </tr> <tr> <td>Q1FY26</td> <td>320</td> <td>7%</td> </tr> <tr> <td>Q2FY26</td> <td>354</td> <td>7%</td> </tr> <tr> <td>Q3FY26</td> <td>361</td> <td>7%</td> </tr> <tr> <td>Q4FY26</td> <td>381</td> <td>7%</td> </tr> </tbody> </table>	Quarter	Revenue (Rs. Cr)	Revenue Share (%)	Q4FY25	325	7%	Q1FY26	320	7%	Q2FY26	354	7%	Q3FY26	361	7%	Q4FY26	381	7%	<ul style="list-style-type: none"> • Growth driven by diversification of 2W customers & increase in SOB from key customers • Supply of suspended seats in domestic market grows further • Exports gained momentum • New export orders with an annual peak value of approximately ₹390 crore from three new customers
Quarter	Revenue (Rs. Cr)	Revenue Share (%)																		
Q4FY25	325	7%																		
Q1FY26	320	7%																		
Q2FY26	354	7%																		
Q3FY26	361	7%																		
Q4FY26	381	7%																		
 <p>Others**</p>	 <table border="1"> <thead> <tr> <th>Quarter</th> <th>Revenue (Rs. Cr)</th> <th>Revenue Share (%)</th> </tr> </thead> <tbody> <tr> <td>Q4FY25</td> <td>843</td> <td>19%</td> </tr> <tr> <td>Q1FY26</td> <td>848</td> <td>19%</td> </tr> <tr> <td>Q2FY26</td> <td>940</td> <td>20%</td> </tr> <tr> <td>Q3FY26</td> <td>960</td> <td>19%</td> </tr> <tr> <td>Q4FY26</td> <td>1053</td> <td>20%</td> </tr> </tbody> </table>	Quarter	Revenue (Rs. Cr)	Revenue Share (%)	Q4FY25	843	19%	Q1FY26	848	19%	Q2FY26	940	20%	Q3FY26	960	19%	Q4FY26	1053	20%	
Quarter	Revenue (Rs. Cr)	Revenue Share (%)																		
Q4FY25	843	19%																		
Q1FY26	848	19%																		
Q2FY26	940	20%																		
Q3FY26	960	19%																		
Q4FY26	1053	20%																		

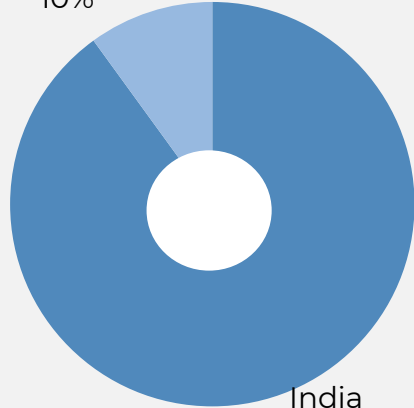
*Green Mobility: New category carved out to include EV Systems, Alternate fuel in Uno Minda Westport, Uno Minda Auto Innovation (EV PV), EV Business under Controller

** Acoustics Business is now categorized under Others

REVENUE BREAKUP

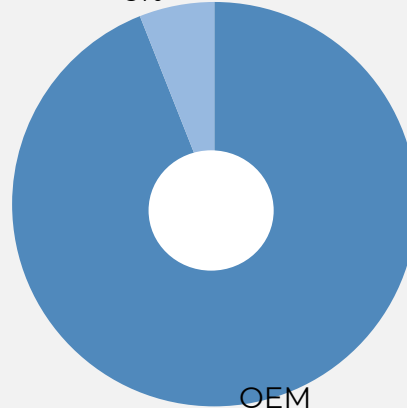
Quarter

International
10%



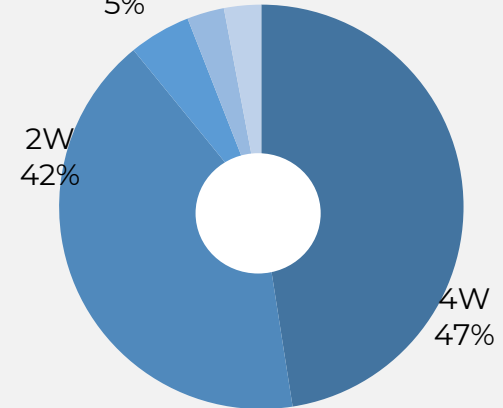
India
90%

Aftermarket
6%



OEM
94%

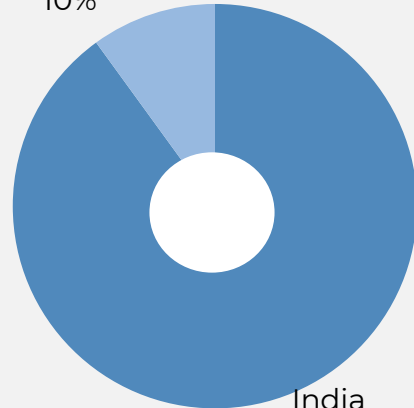
3W OR
CV 3% 3%



4W
47%

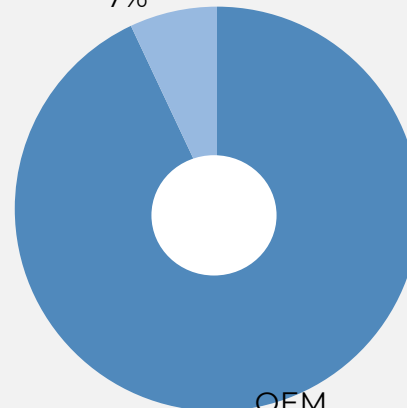
Year

International
10%



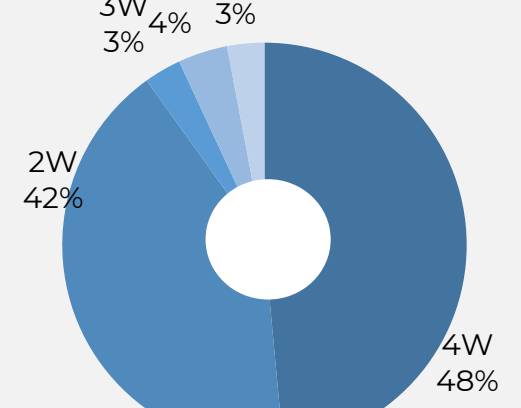
India
90%

Aftermarket
7%



OEM
93%

3W CV OR
3% 4% 3%



4W
48%

Geography-wise Breakup

Channel-wise Breakup


Segment-wise Breakup

PV EV Powertrain Greenfield Plant at CSN

- Uno Minda Auto Innovations Private Limited (“UMA IPL”), to set up state-of-the-art greenfield manufacturing facility in Chhatrapati Sambhajinagar (CSN), Maharashtra for **high-voltage electric powertrain products for four-wheeler passenger vehicles**.
- **Second EV powertrain plant in quick succession**, following the ongoing setup of its facility in Khed City
- EV Product include **Electric Drive Units (EDU) and Dedicated Hybrid Transmission (DHT) systems**
- EDU will be supported by our technology partner Inovance Automotive
- DHT will be assembled and manufactured through strategic partnership with customer
- Project involves a total estimated investment of ₹550 Crore
- Expected SOP by Q2 FY28



EDU



DHT

Project Expansion Update

Sr	Product Line	Entity	Total Cost (In Rs Crs)	Cost Incurred till 31.03.2026	Location	Capacity	Expected SOP	Status
1	4W Alloy Wheels	Uno Minda Ltd	542	438	Kharkhoda	120k Wheel p.m.	Q4 FY28	Phase 1 for 60k Wheel p.m. Phase 2 commissioned
2	4W Alloy Wheels	Uno Minda Ltd	764	-	Chhatrapati Sambhajinagar	1.8 Mn Wheel pa	Q2 FY28	To be implemented over next 4 Phase 1 years in multiple phases
3	4W Lighting	PTMA	210	206	Indonesia	Expansion cum Shifting	Q4 FY26	Commissioned
4	4W Switches	Uno Mindarika	120	106	Farrukhnagar	Shifting Cum Expansion	Q3 FY27	Project under implementation
5	Sunroof	Uno Minda Ltd	63	24	Bawal	New Facility	Q4 FY27	Project under implementation
6	Airbags	TG Sin (JV)	283	237	Harohalli	Greenfield	Q1 FY27	Project under Implementation
7	Casting	Uno Minda Ltd	72	47	Hosur	Expansion	Q4 FY 26	Commissioned
8	2W Alloy Wheels	Uno Minda Ltd	200	126	Bawal	Expansion	Q2 FY 27	Project under implementation
9	4W EV Powertrain Products	Uno Minda Auto Innovations Pvt Ltd	423	100	Khed	New Facility	Q2 FY 27 Phase 1	Project under implementation
10	2W Lighting	Uno Minda Ltd	233	81	Kharkhoda	Shifting cum Expansion	Q3 FY27	Project under implementation
11	EV Casting Products	Uno Minda Ltd	210	47	Chhatrapati Sambhajinagar	New Facility	Q2 FY27 Phase 1	Project under implementation
12	4W EV Powertrain Products	Uno Minda Auto Innovations Pvt Ltd	550	0	Chhatrapati Sambhajinagar	New Facility	Q2 FY 28	Project Announced
Total			3,670	1,412				

Environmental, Social & Governance (ESG) Updates



Environmental



Additional Investment in SPV in Haryana for open access of renewable power (98 MWp Solar)



Corporate Governance



Conferred the “Best Governed Company” award at the 25th ICSI National Awards for Excellence in Corporate Governance, in the Listed Segment – Medium Category



Social



Blanket and winter clothing donation drive



Inaugurated its 19th Samarth Jyoti Center at Pune Supa



Inclusion: PwD hiring at Hosur Plant

Recent Recognitions



Top 3 in Automotive Innovations
Aegis Graham Bell Awards



CII Industrial Innovation
Awards 2025



Questel IP Excellence Award 2025



Best CEO 2025 Award -
Fortune India



CII Design Excellence Awards

ANNEXURES



CONSOLIDATED PROFIT & LOSS STATEMENT

Particulars (Rs. Cr)	Q4 FY26	Q4 FY25	YoY%	Q3 FY26	QoQ%	FY26	FY26* (Adjusted)	FY25	YoY%
Revenue from Operations	5,336	4,528	18%	5,018	6%	19,658	19,589	16,775	17%
Raw Material	3,480	2,914		3,218		12,626	12,626	10,868	
Employee Cost	664	586		659		2,583	2,583	2,165	
Other Expenses	589	501		587		2,197	2,197	1,868	
EBITDA	603	527	14%	554	9%	2,251	2,182	1,874	16%
EBITDA Margin	11.3%	11.6%	-33 bps	11.0%	27 bps	11.5%	11.1%	11.2%	-3 bps
Other Income	6	8		4		34	34	29	
Depreciation	192	165	16%	179	7%	704	704	615	14%
EBIT	417	370	13%	378	10%	1,582	1,513	1,288	17%
EBIT Margin	7.8%	8.2%	-35 bps	7.5%	27 bps	8.0%	7.7%	7.7%	5 bps
Finance Cost	45	41	10%	53	-15%	187	187	170	10%
Exceptional Profit/(Loss)	0	0		-28		(28)	0	9	
Profit before Share of Profit/Loss of JVs and Tax	372	329	13%	298	25%	1,368	1,326	1,126	18%
PBT Margin	7.0%	7.3%	-29 bps	5.9%	103 bps	7.0%	6.8%	6.7%	6 bps
Tax	84	94		71		332	322	286	
Profit before Share of Profit/Loss of JVs	288	235	23%	226	27%	1,035	1,004	840	19%
PAT Margin %	5.4%	5.2%	21 bps	4.5%	87 bps	5.3%	5.1%	5.0%	12 bps
Share of Profit/Loss of JVs	64	55	18%	74	-13%	249	249	180	38%
Net profit/(loss) after share of profit/(loss) of associates / JVs (A)	352	289	22%	300	17%	1,284	1,253	1,021	23%
PAT attributable to:									
- Owners of Uno Minda	326	266	22%	277	18%	1,197	1,166	943	24%
- Non Controlling Interests	26	23		24		87	87	78	
Earnings Per Share (Diluted)	5.64	4.62	22%	4.79	18%	20.75	20.19	16.37	23%

* Excluding Prior Period Income and exceptional expenses

Financial Summary (Last 5 Years)

Particulars	Unit	FY26*	FY25	FY24	FY23	FY22
Consolidated Revenue	INR Cr	19,589	16,775	14,031	11,236	8,313
EBITDA	INR Cr	2,182	1,874	1,585	1,242	885
EBITDA Margin	%	11.1%	11.2%	11.3%	11.1%	10.6%
PAT (UML Share)	INR Cr	1,166	943	880	654	356
Net UML profit margin	%	5.1%	5.6%	6.3%	5.8%	4.3%
Net Worth**	INR Cr	7,260	6,113	5,265	4,434	3,765
EPS	INR	20	16	15	11	6
Dividend Payout ratio	%	13.1%	13.7%	13.0%	13.1%	12.0%
ROCE	%	18.3%	18.9%	19.8%	19.2%	15.8%
ROE	%	18.6%	17.7%	19.4%	17.2%	12.5%
Net Debt to Equity	x	0.3	0.3	0.2	0.2	0.2
Current Ratio	x	1.2	1.3	1.2	1.2	1.3
Debt Service Coverage Ratio	x	4.0	3.8	4.3	4.0	2.2
Fixed Assets Turnover Ratio	x	4.1	4.2	4.3	4.1	3.3

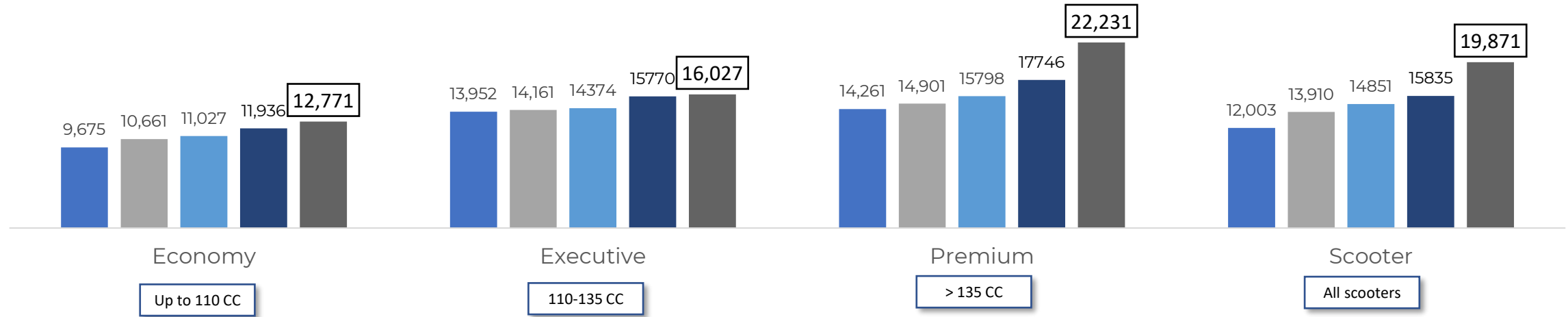
*Adjusted for prior period income and exception expenses relating to Labour Code

**Including non controlling Interest

POTENTIAL KIT VALUE* (Excluding EV Specific Components)

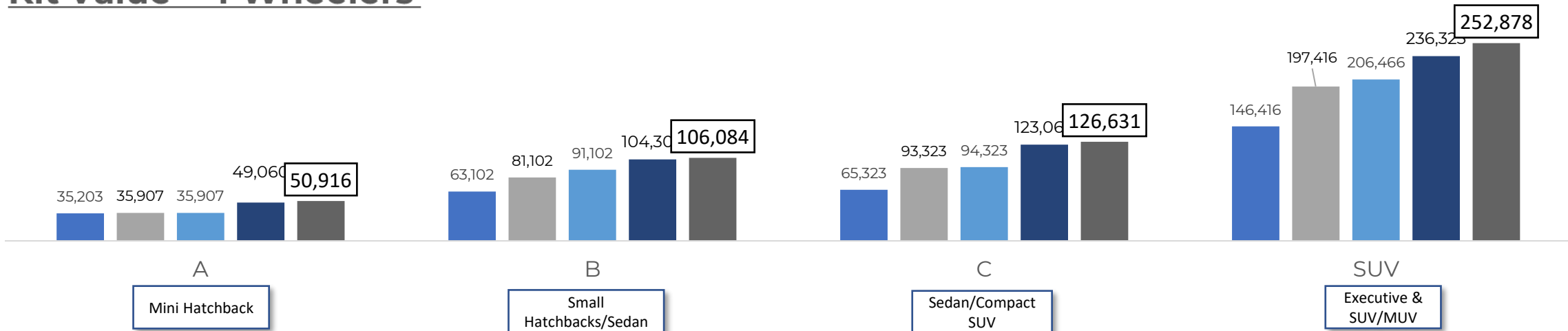
Kit Value – 2 Wheelers

As at the end of FY ■ 2022 ■ 2023 ■ 2024 ■ 2025 ■ 2026



As at the end of FY ■ 2022 ■ 2023 ■ 2024 ■ 2025 ■ 2026

Kit Value – 4 Wheelers



*Potential is calculated on basis that all products manufactured by Uno Minda which can be supplied in the vehicle.

ABOUT UNO MINDA



ABOUT UNO MINDA



UNO MINDA A Leading Auto Component Player, Since 1958

₹ **250B** (\$ 2.60 B)*
*Group Turnover (FY25-26)

TOP 200
BSE/NSE listed companies

78
Plants Globally

17
Joint Venture / TLA

37,000+
Employees

28
Product Lines

VISION

To be a **Sustainable Global** organization that **enhances** value for all its **Stakeholders**, attains **Technology Leadership** and cares for its people like a **Family**.

VALUES

 **Customer is Supreme**

 **Live Quality**

 **Respect for Individual**

 **Respect for Work-place Ethics**

 **Encourage Creativity and Innovation to drive people, process & products**



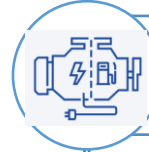
Uno Minda Limited is one of the leading manufacturers of auto components and systems with leadership across key product segments.



The company has a well diversified product portfolio with marquee clientele, both globally and domestically



Diversified across product divisions (Acoustics, Switches, Castings, Lighting and others), segments (4Ws & 2Ws) and geographies (International & Domestic) and channels (replacement & OEM)



Product portfolio is well insulated from any foreseeable market disruptions, with an ICE-EV agnostic product portfolio and constantly increasing kit value, leading to higher wallet share with OEMs



The company has been steadily growing its global presence through sustained capacity additions and channel expansions



Strong R&D focus and infrastructure helps in in-house product development and localization of products

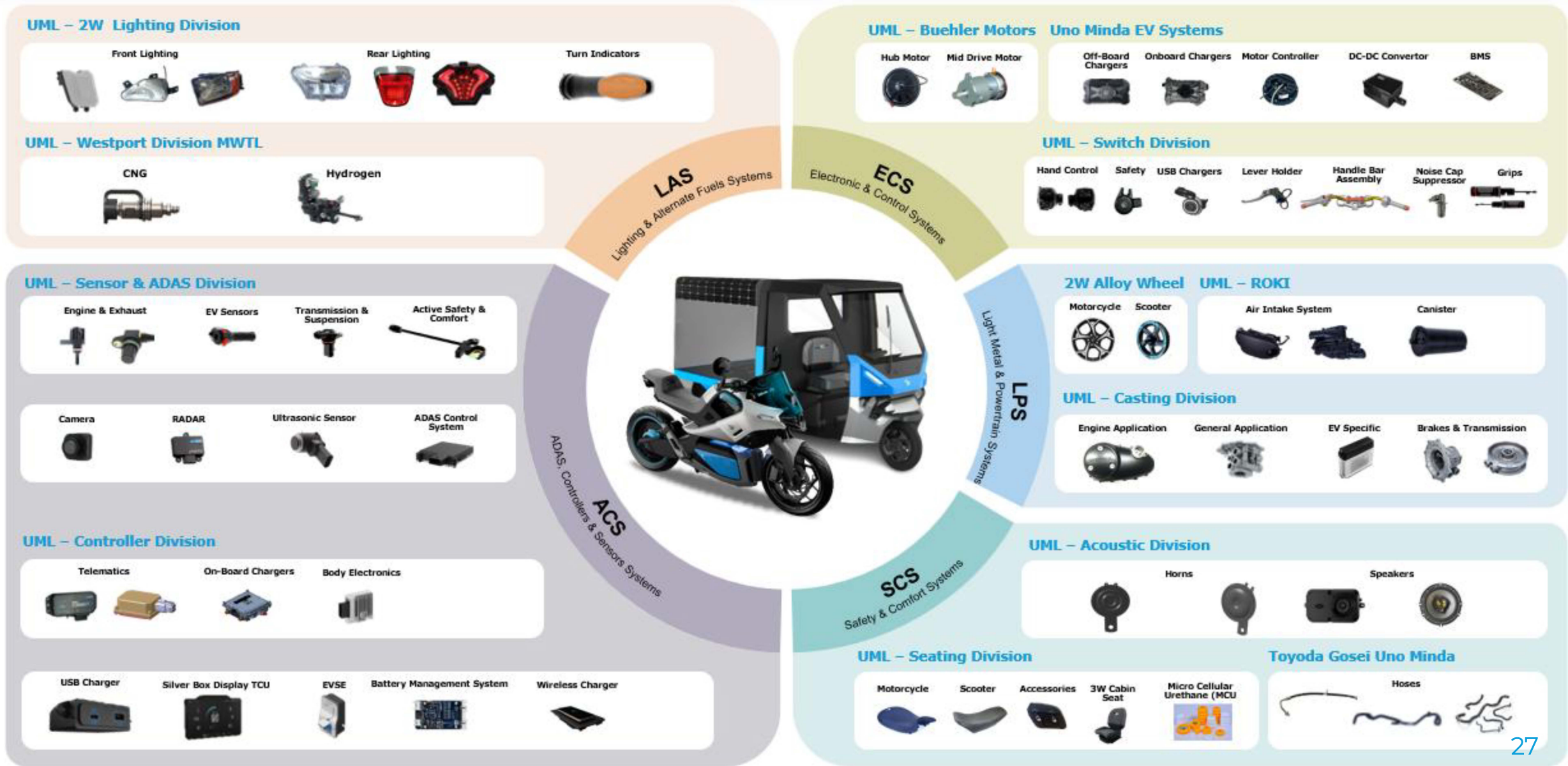


Track record of robust financial performance and delivering strong shareholder returns, supported by reputed promoters with rich experience and backed by professional management team

Domains & Product Groups – 4W



Domains & Product Groups – 2W/3W

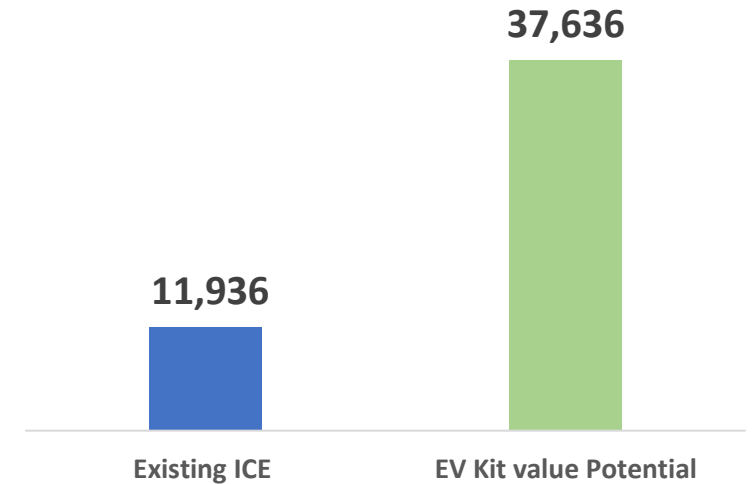
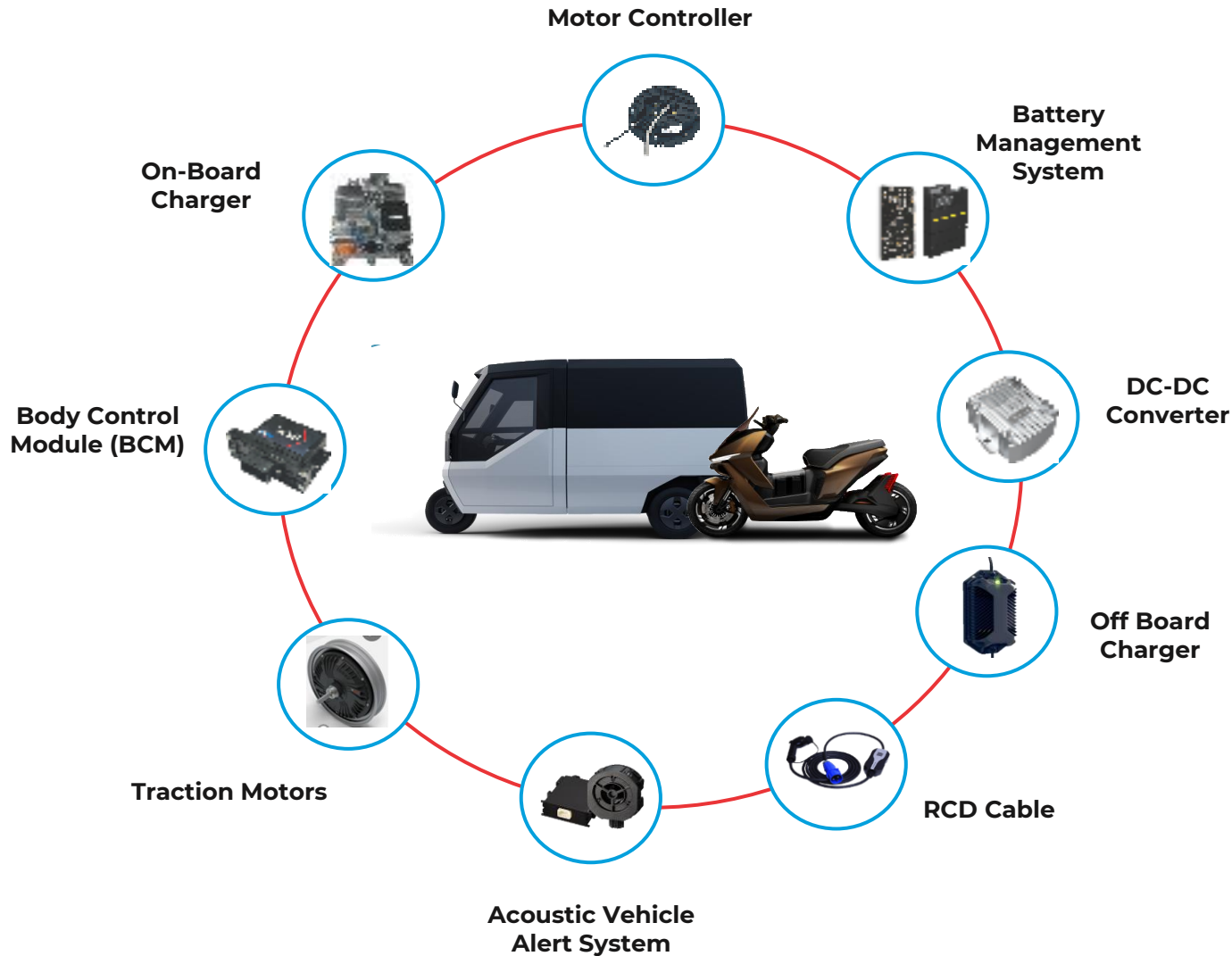


Domains & Product Groups – CV/OR

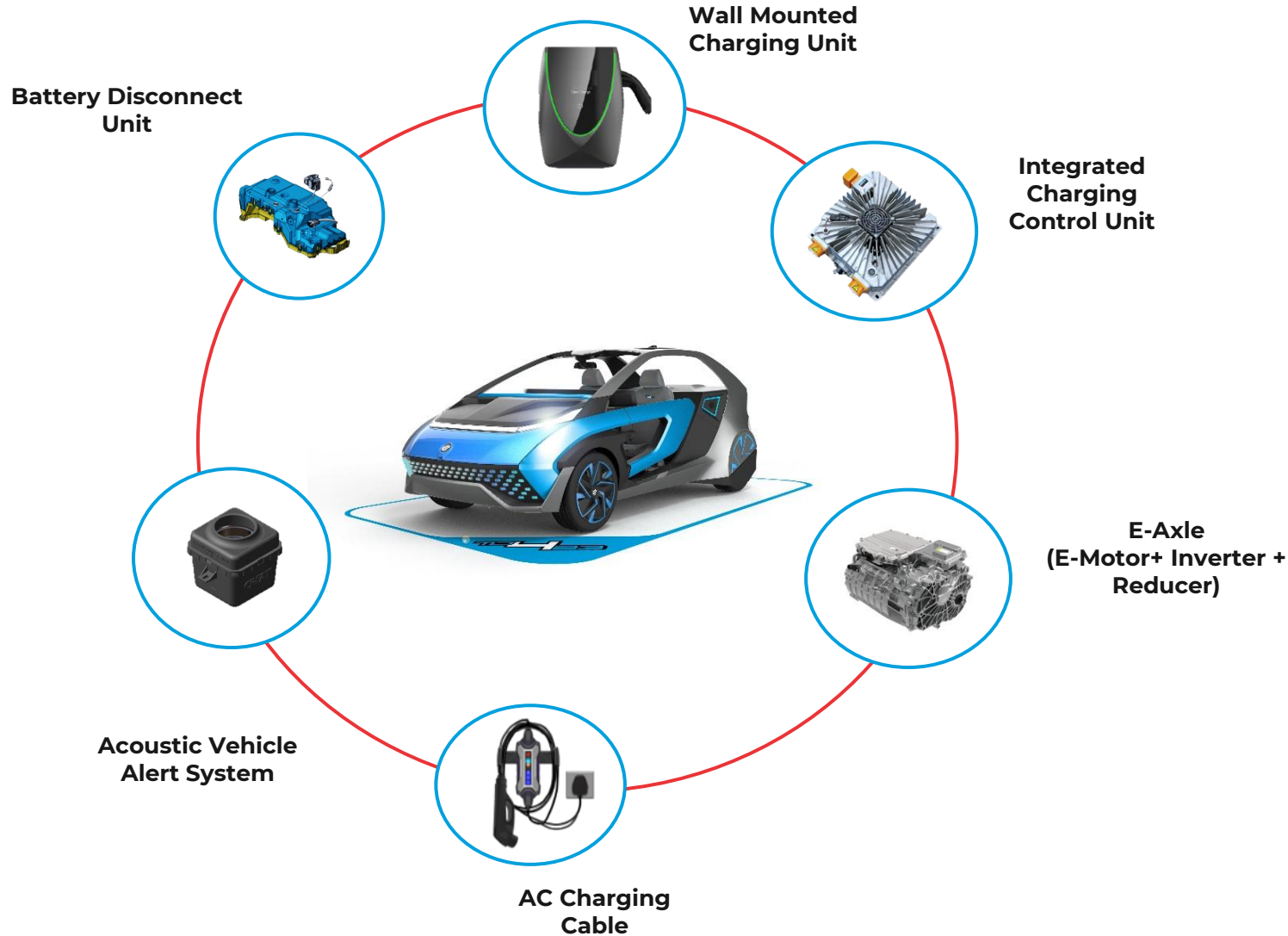


UNO MINDA's EV PRODUCT PORTFOLIO (2W & 3W)

Low Voltage EV Products (48V to 96V)



EV Strategy for Four Wheeler



Under Production/Orders Won

- 1 Battery Disconnect Unit
- 2 AC Charging Cable
- 3 Integrated Charging Control Unit (OBC + DC DC + PDU) (Low Voltage)
- 4 EVSE-Wall Mount Charging Unit
- 5 Electric Drive Unit (EDU)/e-Axle (E-Motor+ Inverter+ Reducer)

Under Self Development/TLA Done







- 6 Acoustic Vehicle Alert System
- 7 Integrated Charging Control Unit (OBC + DC DC + PDU) (High Voltage)

Engine agnostic portfolio with potential upside from EV transition



Domains	Product Lines	ICE	Alternate Fuel Systems	Hybrid	BEV
Electronic & Control Systems	<i>4W Switches & HVAC</i>	<p>More than 95% of our product portfolios are powertrain agnostic</p>			
	<i>Seat Belts</i>				
	<i>Shifters</i>				
	<i>Infotainment Systems</i>				
ADAS, Controllers and Sensors	<i>Sensors</i>				
	<i>Controllers</i>				
	<i>RPAS & ADAS</i>				
	<i>Cameras</i>				
	<i>Telematics & TCU</i>				
Safety & Comfort Systems	<i>Steering Wheel with Airbags</i>				
	<i>Body Sealing</i>				
	<i>EA Pad</i>				
	<i>Air Ducts & Washer Bottle</i>				
	<i>Spoiler</i>				
	<i>Seats</i>				
	<i>Horns</i>				
	<i>Speakers</i>				
	<i>Brake Hoses</i>				
Lighting & Alternate Fuel	<i>Lamps</i>				
Light Metal & Power Train	<i>Alloy Wheels</i>				
	<i>Casting</i>				
Battery	<i>Lead Acid Battery</i>				

UML's Powertrain Focused Portfolio

Domains	Product Lines	 ICE	 H2 ICE	 CNG	 PHEV	 HEV	 BEV
Electronic & Control Systems	<i>Portable Charging Unit</i>				●		●
	<i>Wall Mount Charger (EVSE)</i>				●		●
Safety & Comfort Systems	<i>Fuel Hoses/Fuel cap</i>	●		●	●	●	
Lighting & Alternate Fuel	<i>Alternate Fuel Systems</i>		●	●			
Light Metal & Power Train	<i>Air Filtration Systems</i>	●	●	●	●	●	
	<i>Canisters</i>	●		●	●	●	
4W EV*	<i>Combined Charging Unit (CCU)</i>				●		●
	<i>E-Motor/Generator</i>				●	●	●
	<i>E-Axle (EDU)</i>				●	●	●
	<i>Inverter</i>				●	●	●
	<i>Multi function Controllers</i>						●

* Upcoming portfolio

AFTERMARKET- EXPANDING B2C BUSINESS



1600+
Business Partners
40K+ Retailers



600+
Districts
7K+ Pin Codes



150K+
Workshops
7K+ SKUs

Key Products

Switch, Light, Horn, Filter, RVM, Braking, Seating,
Lubricants, Battery, Car Accessories & Alloys

Locations



HO - Delhi



Sale Office - Dubai



30+ Branch offices PAN India

300+ Sales Team Globally
50+ on ground Service Engineers

Customer Management System

- ORDER MANAGEMENT SYSTEM**
Primary Sales
- SALES APP**
Secondary Sales
- UNO STAR**
Mechanic & Retailer Loyalty Program
- CATALOGUE APP**
Online Product Portfolio

Process Automation

- AI/ML based demand forecasting tool
- WMS - IoT enabled SCM
- Infor - BAAN ERP
- Drishyam - BI & Data Analytics
- Digital Warranty



WAREHOUSE

- 2L+ Sq. Ft. Area
- 7K+ Boxes Handled daily
- 200 + Manpower
- Global Servicing



GLOBAL DISTRIBUTION

- 1L+ touch points globally
- Presence in USA, EU, LATAM, MEA, ASEAN & SAARC
- Office in Dubai



CHANNEL MARKETING

- 3K+ PAN India SPA Activities e.g. Retailer & Mechanic meets, Van campaign, Corner meets
- Yearly FTS Scheme
- 300+ Sales Team Members



BRAND & MARKETING

- Uniform Brand Identity
- 500+ NPD Yearly
- Presence in all 5 Segments 2W, 3W, Car, CV, Tractor & OR



UNOMINDAKART.COM

- 24+ Categories
- PAN India doorstep delivery
- Alloy & 3D Visualizer
- Toll Free- 1800 102 7977



11 CR + Monthly Impressions



Scan for Digital Catalogue

Strategic Manufacturing Location

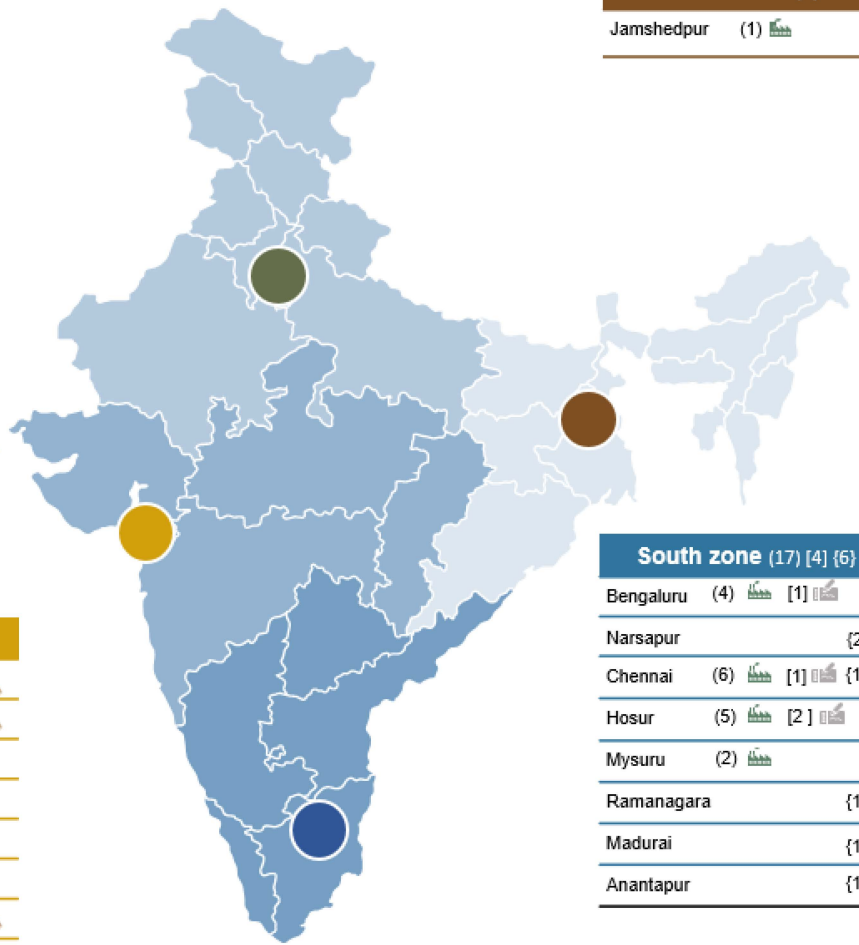


North zone. (33) [17] {3}

Manesar (7) [6] HO
Bawal (11) [5]
Neemrana (2)
Nalagarh (1)
Delhi RO {1}
Bahadurgarh (2) [1]
Sonipat (1) {1}
Pantnagar (3) [1]
Haridwar (1)
Farukhnagar (2) [1]
Gurugram (3) [1]
Baddi (1)
G. Noida (1)
Kharkoda (1)

West zone (21) [8] {8}

Gujarat (8) [8] {5}
Pune/Chakan (8) [2]
Waluj (1)
Pithampur (1)
Ranjangaon (1)
Supa (1)
Nasik (1) {1}
Khed (1)



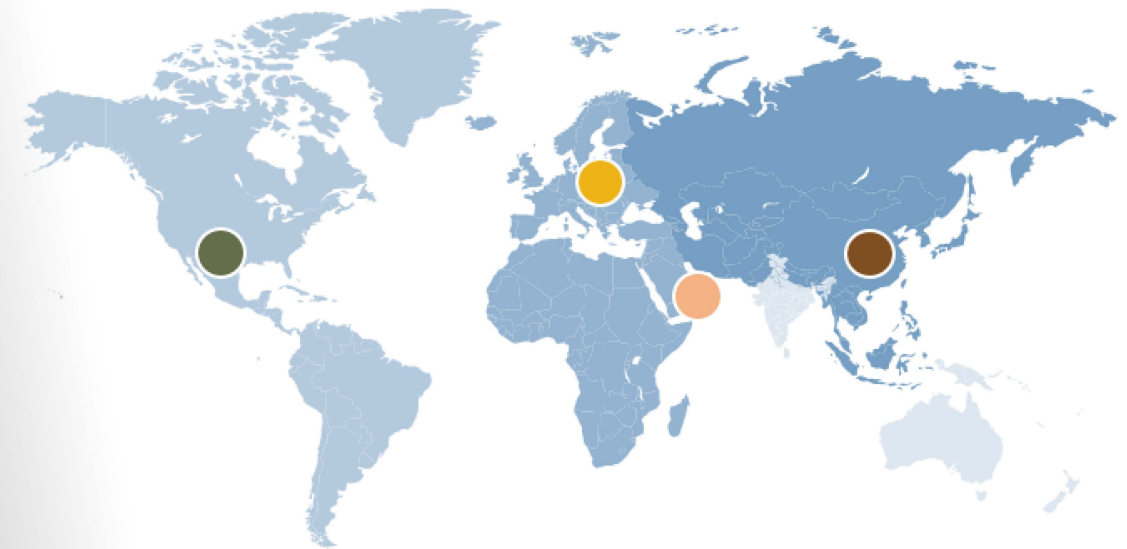
East zone (1)

Jamshedpur (1)

South zone (17) [4] {6}

Bengaluru (4) [1]
Narsapur (2)
Chennai (6) [1] {1}
Hosur (5) [2]
Mysuru (2)
Ramanagara (1)
Madurai (1)
Anantapur (1)

Growing International Presence



North & South America (2)

Mexico (Queretaro) (1)
Colombia (Manizales) (1)

Middle East (1)

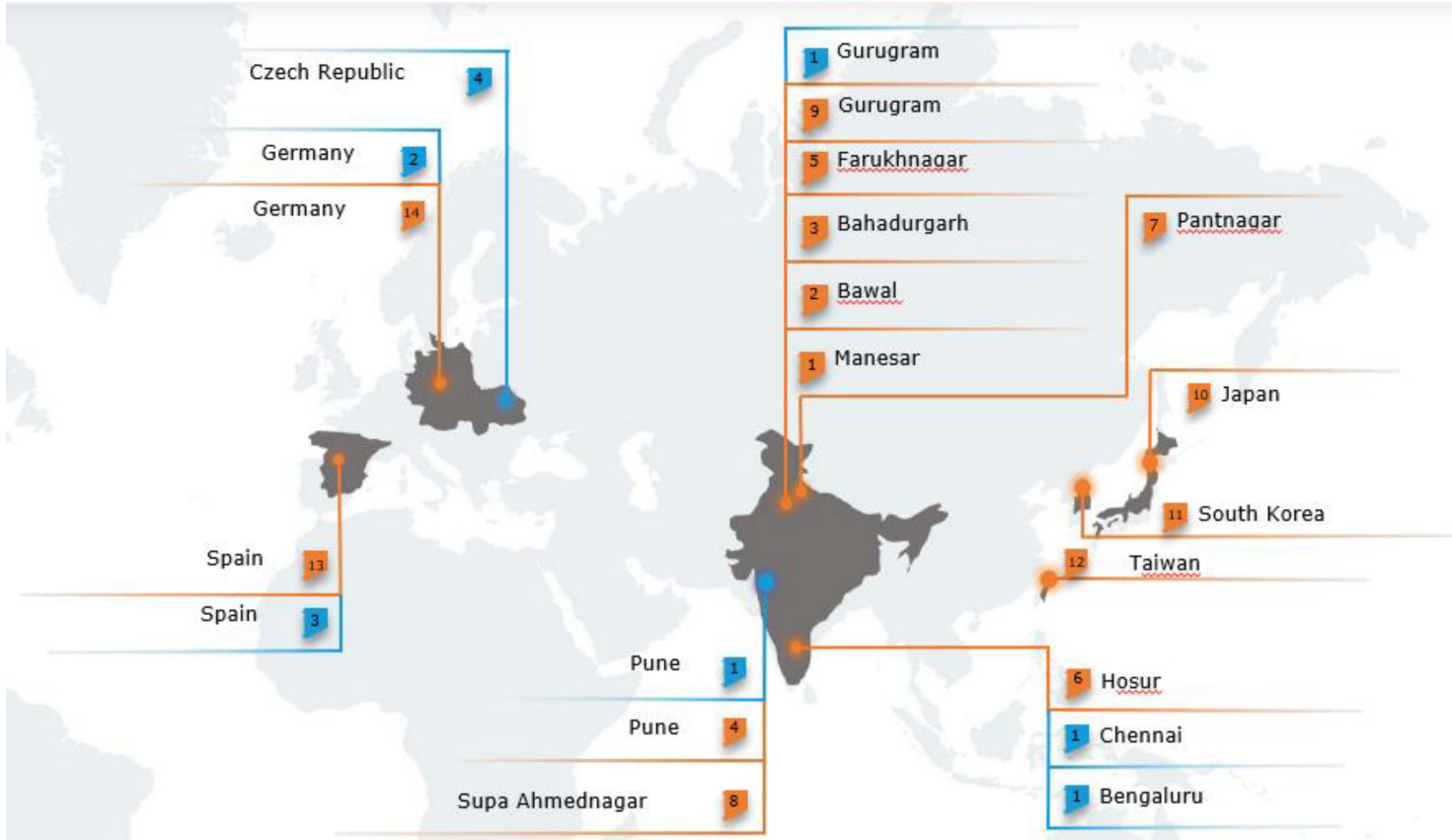
UAE (Dubai) (1)

Europe (2) [7] {1}

France (Epernon)
Spain (La Carolina, Bilbao)(1) [1]
Germany (Reutlingen, Munich)(1) [6] {1}

Asia (w/o India) (2) [1]

Indonesia (Karawang) (1)
Taiwan (Tainan) (1)
Thailand (Bangkok)
Vietnam (Vin Phuc) (1)
Japan (Nagoya)
South Korea (Pyeongtaek)



Central R&D Centre With A Focus On Advanced & Future Technology

1	Pune, Gurugram, Chennai & Bengaluru	India
2	Munich, Ingolstadt, Wolfsburg	Germany
3	Bilbao	Spain
4	Ostrava	Czech Republic

Product-focused Business Engineering Teams

1	2W Switch, Uno Mindarika, 4W Lighting, Uno Minda Westport, Acoustic, Uno Minda Nabtesco	Manesar
2	Uno Minda Kosei, Uno Minda Kyoraku, Toyota Gosei, Uno Minda, Uno Minda Onkyo, Uno Minda Buehler Motors	Bawal
3	2W Lighting	Bahadurgarh
4	Sensor, Controller, 2W Switch, 4W Lighting, ADAS, Uno Mindarika	Pune
5	Uno Minda EV Systems	Farukhnaagar
6	Seating	Hosur
7	Uno Minda Storage Batteries	Pantnagar
8	2W Alloy Wheels	Supa, Ahmednagar
9	Densoten Uno Minda	Gurugram
10	4W Lighting	Japan
11	4W Lighting	South Korea
12	4W Lighting	Taiwan
13	Clariton horn	Spain
14	Uno Minda Systems GmbH (ECUs, Logo Projectors & HIL Testing)	Germany
15	UMEVS	Germany, Vietnam

>1200
NPD Engineers

State Of Art Validation & Test Facilities

252
Patents Granted

37
R&D and Engineering Centers

444
Patent Filed

463
Design Application Filed



Camera Lens Active Alignment



Acoustics Lab



EMI/EMC Electrical Test Facility



ADAS Lab



HIL@Uno Minda System GmbH



Photometric Testing Lab, LSTC, Spain



EE / Testing (Manual)

UNO MINDA – Central R&D and Design Studio



Uno Minda's first flagship centre for research engineering and advance technologies.

MISSION: Attain Technology Leadership with Ingenious CREATors to **Innovate for the future of mobility** focusing on Value Creation, Quality, and Process.

415+ Engineers

4 Locations

75+ R&D Projects



TRANSPORTATION DESIGN



DIGITAL SCULPTING



UI/UX DESIGN



DESIGN STRATEGY



PROTOTYPING

An independent creative design studio that offers best-in-class creative services for mobility products and systems.

Locations



Pune, India



Gurgaon, India



Chennai, India



Ingolstadt, Germany

Focus



PERSONALIZED

Wireless Chargers | USB & Data Port Chargers | Smart Switches | Seats with Mechanisms | Interior & Exterior Lighting | Silver Box Display TCU



AUTONOMOUS

Automotive Cameras | Ultrasonic Sensors | ADAS Controllers | TPMS



CONNECTED

Telematics Control Unit | IoT Platform



ELECTRIFIED

AC Chargers | AC – DC Chargers | DC DC Converter | AVAS

Key functional Competencies

- Product Planning
- Technical Sales
- Simulation based Engineering
- Prototyping
- System Req & Architecture
- Functional / Sys Validation
- Mechanical
- Hardware & Layout
- Software
- Functional Safety
- New Product Control
- Engineering Quality
- Product Costing
- Manufacturing Engineering



Strengthening
R&D

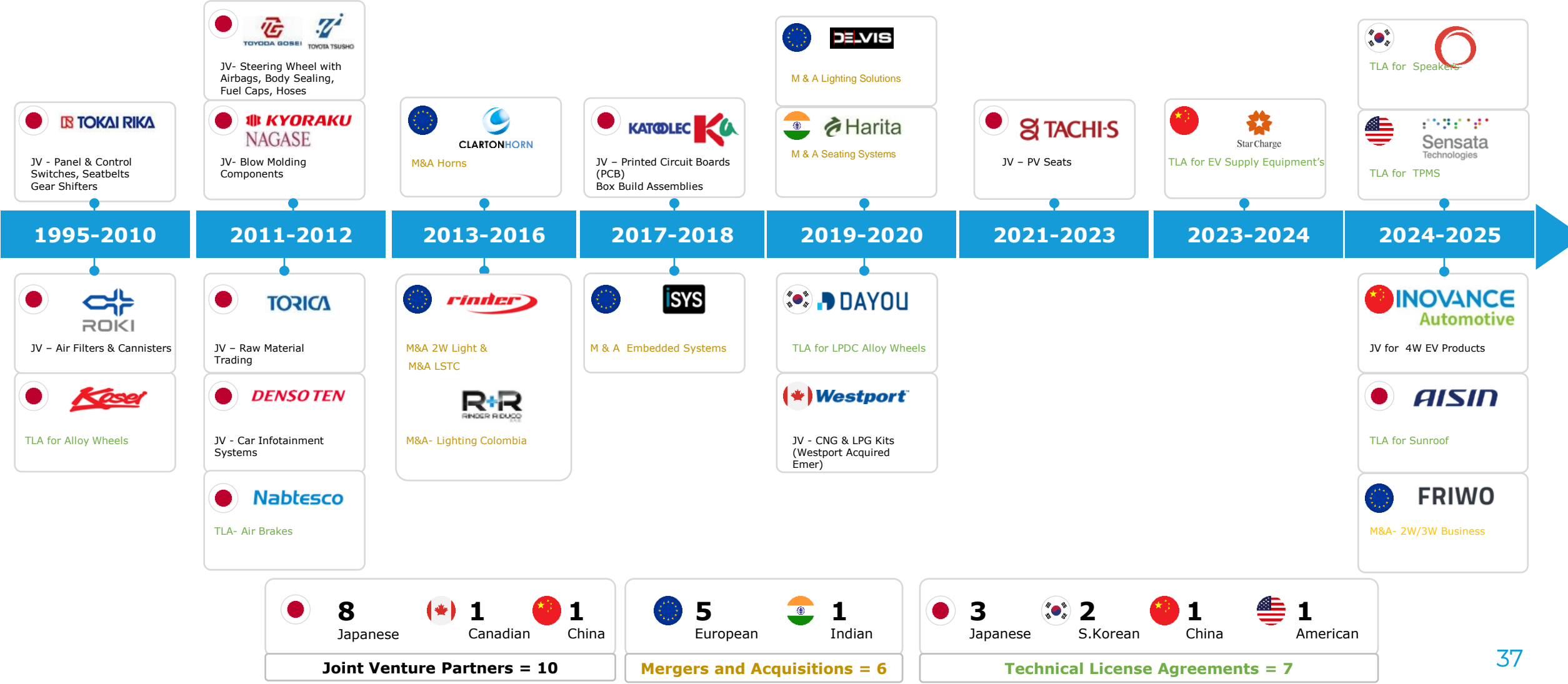
Global Centre for Embedded & Software Technology

Focused on supporting embedded competency build-up for business

Advanced Technology Group

Focused on long horizon Technology projects (>3 Years)

Nurturing Partnerships and Affiliations



Group Strengths



Long Standing Relationships with OEMs

6 Decades of Preferred Supplier status with Major OEMs across all segments



Located close to customer

- Located in major Automotive hubs in India, Growing Global Presence
- Land bank in major hubs to set up Green field project



Strategic & Technology Driven Alliances

With Global Technology Leaders supporting various Product Lines



Robust Systems and Governance mechanism

Strong System, Processes with experienced board to drive Governance and Ethical Practices



Extensive Aftermarket Distribution and Service Network

1500 Business Partners, 35000 Retailers & 75000 Service Points



Human Resources

Great place to work certified. Focus on promoting In-house Talent & Succession Management



Made in India for India and Globe

Strong manufacturing base in India with 69 manufacturing plants



Strong R&D Capabilities

37 R&D and Engineering Centres Globally



Trustworthy and Capable Supplier Base

More than 1500 Suppliers spread across Geographies



Cyber risk Management

Strong & robust Security Management & Cyber risk Management framework to safeguard company from cyber threats

Environmental, Social & Governance (ESG)



Environmental

More than 90% of plants ISO 14001 & ISO 45001 certified
(Environmental & OHS Management System)

Energy and Emissions

Water Management

Waste Management



Social

Vision to enable Employee and Community Well-Being with following organizational goals:

Community Well Being (CSR)

Employee Well Being



Corporate Governance

Strong Corporate Governance and Board members

Policies governing our business

Ethics and compliances

Economic Value Creation



15% renewable energy share

60% renewable energy by 2030

Carbon neutral by 2040

Net Carbon Zero by 2050



Our Journey

2007



Seva Kendra, Bagla, Hisar Haryana, Skills Centre

2010



MDMMS, Bagla Haryana Sr. Sec. School

2012



Samarth - Jyoti Project

2016



SLMCH, Bagla Haryana Charitable Hospital

2019



TSNMS, Kadi Gujarat Sr. Sec. School

2024



TSNMS, Poonapalli, Hosur Sr. Sec. School

The Suman Nirmal Minda Foundation is actively engaged in the areas of Education, Skill development, Preventive and curative Healthcare, and Community wellbeing. Its key initiatives include operating community schools, remedial education programs, IT skill development, and vocational training tailored for underprivileged children, girls, boys, and women. With a network of 18 centers across 7 states, the Foundation also manages three senior secondary schools and a hospital, delivering quality education and accessible healthcare to underserved communities.

Thematic Areas



Skill Development



Education



Community Wellbeing



Preventive & Curative Health Care

Awards & Recognitions

Customer Awards

2024-25

QUALITY

DELIVERY

BEST SUPPLIER

PARTNER AWARD

COST COMPETITIVENESS

BUSINESS EXCELLENCE



46



Dr. Suman Minda, Chairperson of the CSR wing of Uno Minda, has been honored with the prestigious Hurun India's "Most Respected Philanthropists Award"



Mr. Nirmal Minda, has been recognized as one of India's Most Trusted Leaders 2024 by Great Place to Work! This prestigious honor is a testament to Mr. Minda's visionary leadership, unwavering dedication, and his commitment to fostering an exemplary workplace culture



Uno Minda is proud to secure the **Great Place To Work® (GPTW)** Certification for the fifth consecutive year!



Uno Minda has been honored with **Special Recognition for the Best Ratio of Patents Granted to R&D Expenses (2019-2024)** at the Confederation of Indian Industry **Industrial Intellectual Property Awards 2024** in the **Large - Manufacturing Patents** category.



Uno Minda Group has been awarded the prestigious "CSR TIMES, AWARD 2024" in the "Women Empowerment" category for our flagship initiative, "Samarth-Jyoti".



Uno Minda has been awarded the prestigious Innovation in the Automobile Sector award by the Indo-American Chamber of Commerce. This award is a testament to the hard work and dedication of our entire team for constantly pushing the boundaries of innovation

Certifications





Thank You

Corporate Office

Address: Village Nawada Fatehpur, P.O. Sikanderpur Badda, Manesar, Gurgaon – 122004, India.

Website: www.unominda.com

For further information, please contact

Mr. Ankur Modi

Vice President

Head – Treasury, IR and Communication

amodi@unominda.com

Follow us on

