# RISHI LASER LIMITED

**Registered Office**: 612, Veena Killedar Industrial Estate, 10-14 Pais Street, Byculla (w), Mumbai 400 011.
**Tel.**: +91 22 2307 5677, 4585, 2307 4897
**Email**: rlcl.mumbai@rishilaser.com, **Website**: www.rishilaser.com
**CIN:** L99999MH1992PLC066412

**25th November, 2026**
**RLL/47/2026-27**

To
Dy. Manager,
Corporate Relationship Department,
BSE Limited,
25th Floor, P. J. Towers, Dalal Street,
Mumbai-400001.

**Script Code: 526861**
**ISIN: INE988D01012**

**Sub: Intimation of Investor Presentation**

Dear Sir/Madam,

Pursuant to the provisions of Regulation 30 read with Schedule III of the SEBI (Listing Obligations and Disclosure Requirements) Regulations, 2015, we hereby enclose the Investor Presentation of the Company for your reference.

We would like to clarify that no Unpublished Price Sensitive Information (UPSI) is included in this presentation. The data provided is in the public domain and is already available.

Kindly take the same on your records.

We request you to take note of the same.

Thanking You,

Yours Faithfully,

**For Rishi Laser Limited**

VANDANA JITESH PATEL
Digitally signed by VANDANA JITESH PATEL
Date: 2026.11.25 10:49:40 +05'30'

**Vandana Patel**
**Company Secretary**

*Enclosed a/a*

RISHI LASER LIMITED

Precision Engineered, Reliability Delivered

# RISHI LASER LIMITED

**Precision Engineered, Reliability Delivered**









## Q2 & H1 FY27 INVESTOR PRESENTATION

# Management's Strategic Outlook



"Q2 FY27 revenue grew to **₹54.23 crore, up 26.58% YoY and 28.3% QoQ**, taking H1 FY27 revenue to **₹96.48 crore, up 15.04%**, as the Malur facility moved deeper into commercial operations. EBITDA stood at **₹3.97 crore, with margins improving to 7.30% from 6.90% in Q1**, as employee costs eased as a share of income with higher volumes. Versus last year, margins remain lower on the manpower build-up at Malur, while higher depreciation and finance costs brought PAT to ₹1.14 crore, reflecting ramp-up costs rather than any change in underlying demand.

We have also added **Machining as a new in-house business process**, with a three-VMC machining centre at Malur, alongside paint shops at Malur and Pune. Both were earlier outsourced. Bringing them in-house lets us **deliver machined and painted assemblies from one location**, widens the scope of work we can take on, gives tighter control over quality and delivery, and retains value earlier paid to vendors.

Looking ahead, we remain on track for **Malur to contribute approximately ₹80 crore in revenue during FY27**, part of our target of ₹100 crore by FY29 and 20% revenue CAGR over three years, supported by these added capabilities and deeper automation, with sustained focus on margin recovery."

**Mr. Harshad Patel**
Managing Director

# About Us

Established in 1992, **Rishi Laser Limited** is one of India's pioneers in laser cutting technology.

Through decades of experience and technological expertise, the company has established itself as a trusted partner for businesses seeking reliable and innovative sheet metal and engineering solutions across India.

Offers comprehensive end-to-end services including contract manufacturing, design, laser cutting, bending, welding, CNC machining, shot blasting, painting & surface treatment.

Company's advanced infrastructure features state-of-the-art CNC machines, vertical machining centres, press brakes, turret punch presses, welding equipment, robotic welding, modular jigs and fixtures, now complemented by paint shop at it's Malur and Pune facilities covering conveyorized painting, batch painting and shot blasting.

This ISO 9001:2015-certified organization specializes in manufacturing and fabrication of sheet metal components, machined parts and custom-built steel fabrications for diverse engineering industries.



## Vision

Drive innovation and inspire aspirations, transforming our multi-location steel fabrication company into a leading engineering powerhouse aligned with Super Power India.

## Mission

Leveraging cutting-edge technology and innovation to manufacture world-class steel assemblies, setting new benchmarks in quality, efficiency, and engineering excellence.

# Defining Moments of Key Milestones



**35 +**
Years Of Experience

**2000 +**
Satisfied Clients

**500 +**
Projects Completed

**Rishi Laser**
One of the Most diversified Steel Fabricators in India

**1,200 +**
No. of Employees

**06 +**
Industries served

**70 +**
AWS/EN Certified Welders

**90%**
Retention Rate

# Defining Moments of Key Milestones

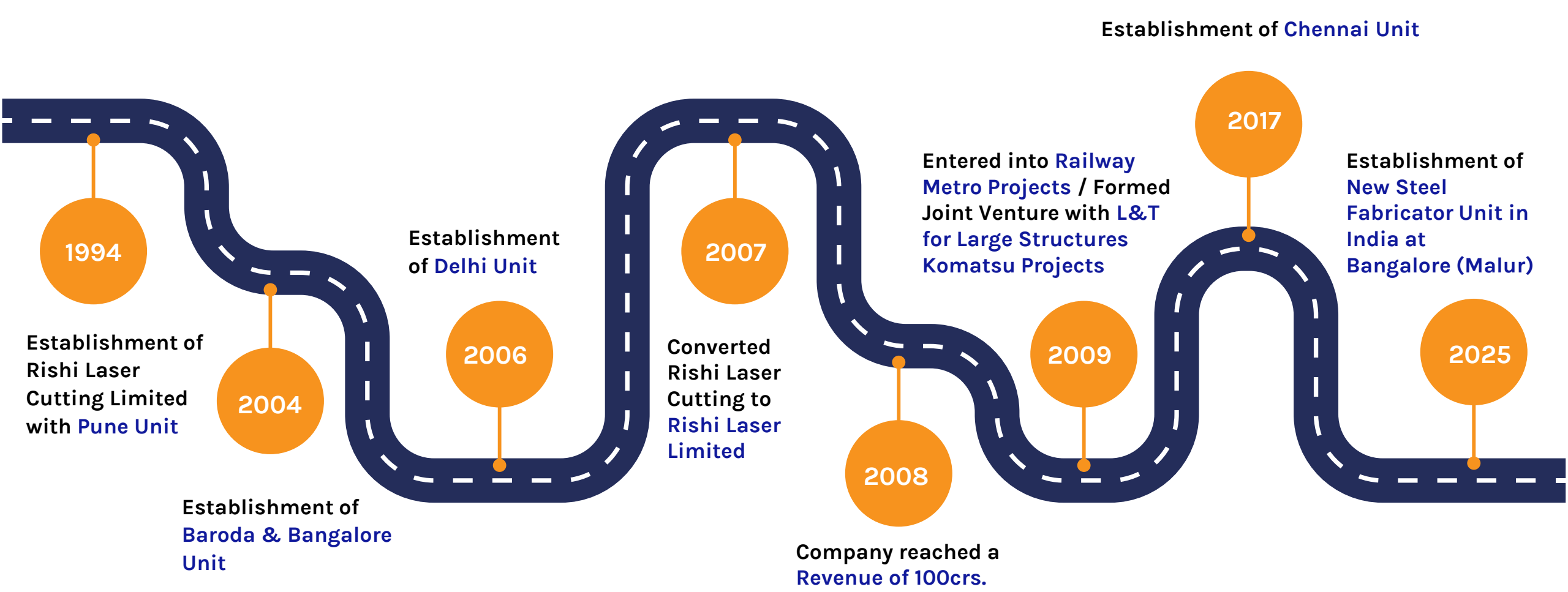

# Manufacturing Footprint




Operates **six manufacturing units** across five states, one of India's most diversified steel fabrication footprints. With the new state-of-the-art **Malur facility now commercialized**, and in-house **paint shops at Malur and Pune** plus a **machining centre at Malur**, the company has added key capabilities to its medium and heavy fabrication offering.

| Location | Area of Land (Sq. Mtr) | Area of Building (Sq. Mtr) | % of Revenue |
|---|---|---|---|
| Pune, Markal Industrial Area | 14,151 | 5,820 | 21 |
| Bangalore, Bommasandra | 4,233 | 2,100 | 53 |
| Bangalore, Malur | 11,987 | 7,191 | |
| Savli, Savli GIDC | 10,816 | 4,139 | 12 |
| Chennai, Bangalore Highway | 3,000 | 2,050 | 8 |
| Kundli, Sonepat | 1,800 | 1,600 | 6 |

# Trusted Partners in Growth



# Core Capabilities & Services

Contract Manufacturing | Design & Development | Assembly & Integration | Sheet Steel Fabrication

## SERVICES OFFERED

RISHI LASER LIMITED

## BUSINESS PROCESS

Cutting | Bending | Welding & Joining | Machining | Surface Treatment & Finishing



- ✓ CNC Laser Cutting
- ✓ CNC Plasma Cutting
- ✓ Oxyfuel Cutting



- ✓ CNC Press Brakes



- ✓ Robotic Welding
- ✓ Manual Welding
- ✓ Riveting



- ✓ CNC VMC Machining
- ✓ Milling & Drilling
- ✓ Boring & Tapping



- ✓ Painting & Coating

# Comprehensive Offerings (End-to-End Capabilities)

## 1. Fabrication Excellence

- CNC Fiber Laser, Oxyfuel & Messer Plasma Cutting - precision up to 75mm
- CNC Bending with 25 press brakes (25-500T) - largest capacity in the segment
- End-to-end sheet steel fabrication, from small to heavy assemblies

## 4. Value-Added Solutions

- Customer-centric Design & Development with CAD/Radan expertise in jigs & fixtures
- Surface Treatment: shot blasting, sandblasting, 12-tank chemical process, powder coating.



## 2. Assembly & Manufacturing

- Advanced Manual & Robotic Welding, TUV Rheinland-certified for railways
- Contract Manufacturing across 6 plants (switchgear, enclosures, engineering & textile machinery components) with Lean & Cellular practices

## 3. Machining

- Machining centres with 3 VMCs (2 Jyoti RX 20 and 1 BFW BMV 60)
- Travel up to 1,050 x 600 x 600 mm, table up to 1,250 x 600, 8,000 RPM.
- Precision machining that completes the end-to-end offering, from fabrication to finished component.

# Products Portfolio



Housing



Car Paint booth



Grain Storage



Windmill Equipment



Frame & Enclosures for Compressor



Engine Hood for Wheel Loader



Parts for Metro Coach



Tanks for Steel Plants



Parts for Railways



Electrical Panels & Canopies



Fuel, Hyd & Steering Tanks



Airport Cargo electric tow tug



Support Shoe Bracket



Frames, Yoke, Gate Guards



Platforms for Road Machinery



Cowl assy, Tanks & Axles



OHT & Excavator Parts



Diaphragm Assembly



Front Body for 15T Crane



Screener 8 Mtrs



Stair Tower

# Revenue & Segment Breakdown – Q2 FY27

## Revenue Bifurcation Q2 FY27

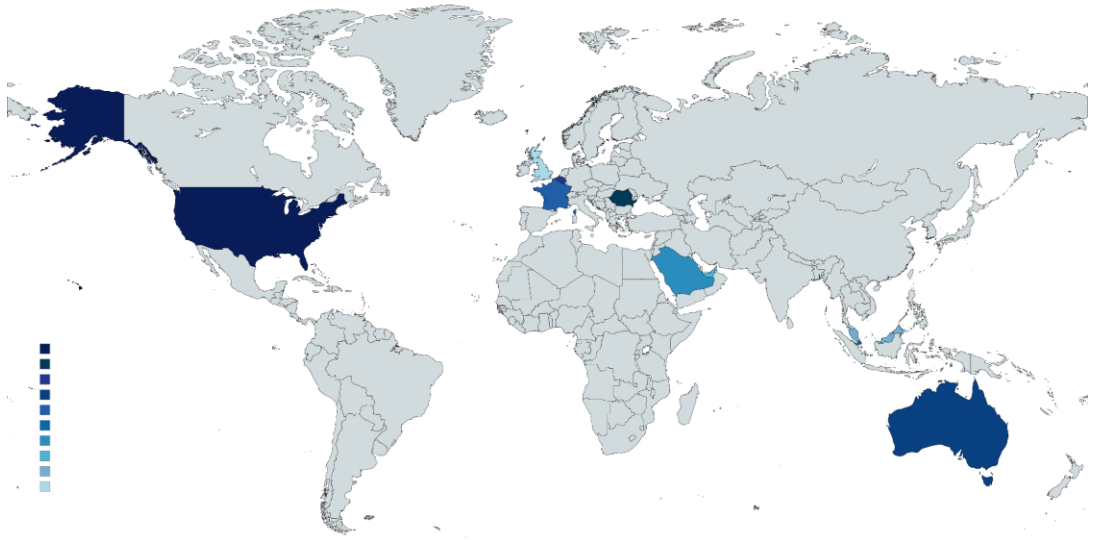

| Particular | Revenue in % |
|---|---|
| Domestic | 85.72 |
| Exports | 14.28 |

## Segment Bifurcation Q2 FY27 (in %)

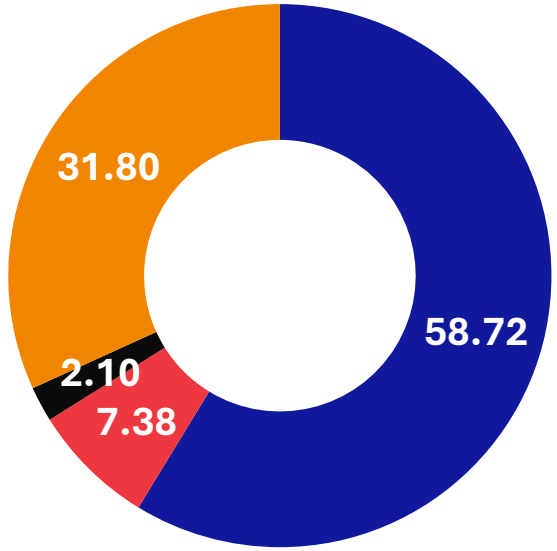


With a strong foothold across **multiple industries**, the company is leveraging its expertise in **precision manufacturing and high-quality standards**.

# Management's Overview

## Mr. Harshad Patel



### Managing Director

A qualified Chartered and Cost Accountant with 40+ years of experience in the Engineering Industry.

Founded Rishi Laser Cutting in 1994.

Has been on the Board since Rishi's inception and presently serving as Managing Director of the Company.

## Mr. Ganesh Agrawal



### Chief Financial Officer

Qualified Chartered Accountant with 30+ years of experience in finance, accounting, and management.

Joined Rishi Laser in 2006, now leading as CFO.

Extensive expertise in the manufacturing industry across India and abroad.

# Serving Major Industries



## Metros & Railways

- India's metro network has grown from 248 kms (2014) to over 1,155 kms across 26 cities, with 28,740 crores allocated in budget 2026.
- Indian Railways has a record of ₹ 2,93,030 crore capex in budget 2026-27, including seven high speed corridors. This drives demand for coach parts, elevated tracks and structural frames.

Source



## Earthmoving Machinery

- The global earthmoving equipment market valued at USD 75.51B in 2025, is projected to reach USD 141.18B by 2034, a 7.2% CAGR.
- Growth is driven by infrastructure development, urbanisation and mining expansion, which create demand for excavators, loaders and dump trucks.

Source



## Electrical Equipment Market (T&D)

- India's electrical equipment demand reached $59B in 2025, growing at an 11% CAGR since 2020.
- T&D revenue is projected to grow from $27.8 B (2024) to $37.6B by 2030, driving demand for steel enclosures, transformer components and structures.

Source




## Indian Agricultural Machinery Market

- India's agricultural equipment market was USD 18.15B in 2025 and is projected to reach USD 29.27B by 2031, an 8.29% CAGR.
- As the world's largest tractor market by sales, India sustains strong demand for fabricated sheet metal parts such as hoods, housings and frames

Source



## Construction & Infrastructure

- India's construction equipment market, valued at USD 10B in FY25, is projected to reach USD 14.76B by 2030, an 8.3% CAGR.
- ICEMA expects India to become the world's second-largest market by 2030, driving demand for steel assemblies in excavators, backhoe loaders and cranes.

Source



## Textile & General Engineering

- India's textile machinery market is USD 4.25B in 2026 and is projected to reach USD 5.45 billion by 2031, a 5.10% CAGR.
- Textile production is projected to reach $350 billion by 2030 at a 10% CAGR, supporting continued machinery replacement and capacity addition.

Source

# Accelerating Growth: Key Industries Tailwind

## Infrastructure Development

- ₹12.2 Lakh Cr Capex (FY27): Highest-ever infra outlay; NIP 2.0 of ₹109 Lakh Cr (2026–32) adds multi-year visibility.
- Fabrication Backbone of Infra: Metros, bridges, terminals & industrial sheds drive modular and heavy fabrication.
- ₹17 Lakh Cr PPP Pipeline: 852 shovel-ready projects widen the structural-fabrication order book. Source

## India's Global Manufacturing Edge

- China+1 + FDI Easing: Manufacturing FDI up 18% to $19B (FY25); PN2-2026 fast-tracks priority sectors in 60 days.
- Defence & Capital Goods Onshoring: Indigenisation shifts orders to certified fabricators, defence is the fastest-growing end-user (8.2% CAGR). Source

## Electrical Equipment Market

- $235B Industry by 2035: Output to grow from ~$50B and more than $195 Bn by 2035.
- MV Panels & Enclosures: Switchgear cabinets & control assemblies are direct sheet-metal fabrication output.
- Grid & T&D Upgrades: T&D equipment to reach $33.7B by 2030, lifting precision-fabricated component demand. Source




## Renewable Energy & Power Sector Demand

- 500 GW Non-Fossil by 2030: ₹33 Lakh Cr capex; solar module capacity up to 74.23 GW, driving MMS, trackers & galvanised structures.
- Wind Capacity to Double: ~59.2 GW (2026) → ~107 GW by 2031; welding is the fastest-growing fabrication service (7% CAGR). Source

## Indigenized Rail and Metro Drive

- ₹2.93 Lakh Cr Rail Capex (FY27): Record outlay; 17,500 Amrit/Namo Bharat coaches & 200 Vande Bharat sleeper rakes under build.
- World's 3rd-Largest Metro: 1,143 km across 29 cities expanding into Tier-1 & 2 station structures, cabinets & enclosures. Source

# New In-House Machining & Paint Shop Capabilities

**What we Added:**

01

- Machining Centre at Malur: 3 VMCs (2 Jyoti RX 20, 1 BFW BMV 60).
- Table up to 1,250 x 600 mm, 8,000 RPM.
- Paint Shops at Malur & Pune.
- Conveyorised painting: components up to 1.5 x 1.2 x 1.0 m.
- Batch painting & shot blasting: components up to 4 x 4 x 4 m.

**Key Reason for Expansion: From outsourced to In-House**

02

- Machining and painting were earlier outsourced to external vendors.
- Both now run in-house, with fabrication, machining, blasting and painting under one roof.
- Tighter control over quality and delivery timelines.

**Strategic Impact:**

03

- Moves Rishi Laser up the value chain, from fabricated structures to finished, machined and painted assemblies.
- Retains value earlier paid to outside vendors, supporting margin recovery.
- Handles small parts to heavy structures on one site, strengthening the offer to construction equipment OEMs.
- Less dependence on third-party vendors for scheduling and capacity.

# Future Roadmap

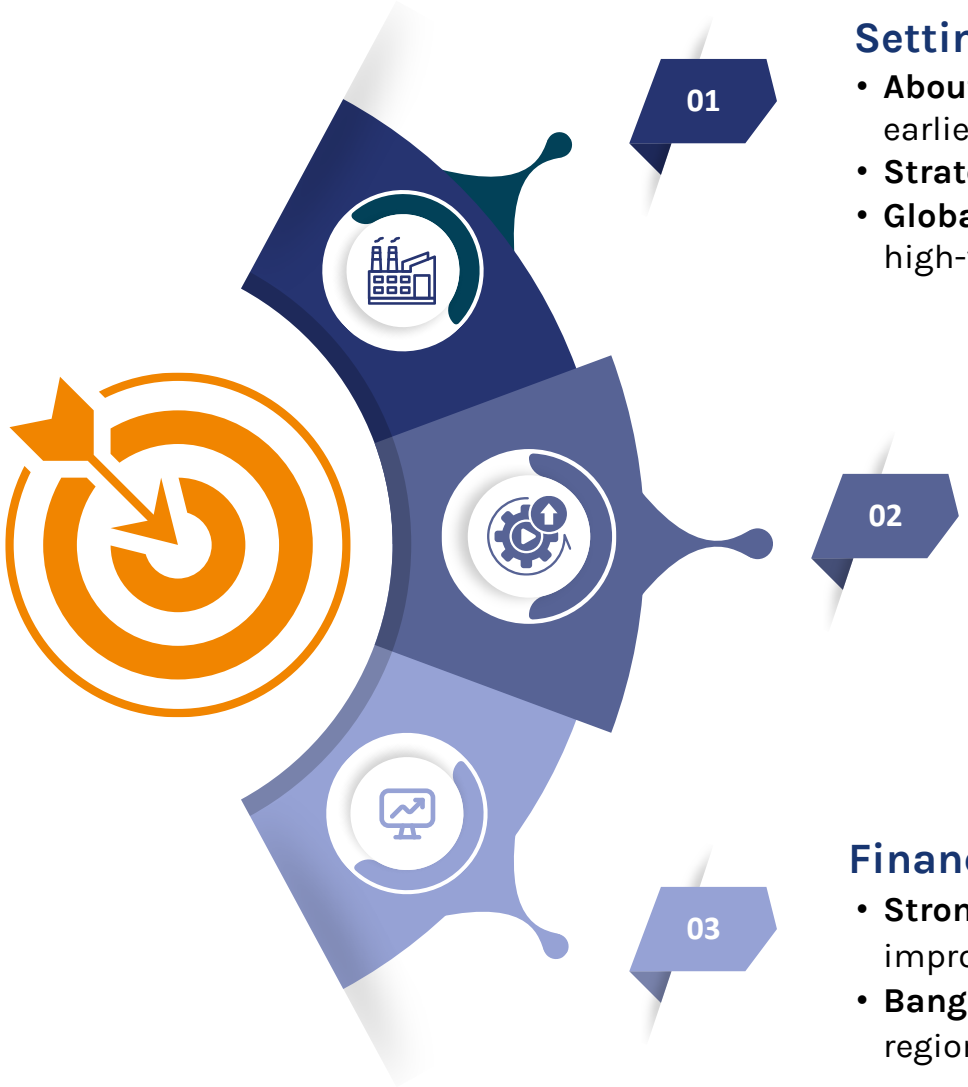


## Setting Up : New Chennai Plant

- **About :** New 30,000 sq ft unit being set up with its own in-house paint shop, replacing the earlier smaller unit.
- **Strategic Investment :** ₹5 Cr CAPEX for expansion.
- **Global Competitiveness :** In-house machining centre and paint shop at site to manufacture high-value components that meet international export standards.

## Enhanced Automation

- **Robotic Integration :** Deploying automation to enhance operational efficiency & accelerate production cycles.
- **Profitability Impact :** Enhancing P&L efficiency through process optimization.
- **Industry 4.0 Adoption :** Investing in smart manufacturing technologies to drive precision, scalability & innovation.

## Financial Outlook

- **Strong Growth :** Projected **20%** CAGR sales growth over the next three years coupled with improved EBID margins.
- **Bangalore Plant Impact :** Expected to generate **₹100 Cr** Revenue by FY29, strengthening regional & export operations.

# Historical Key Financial Metrics (Y-O-Y)

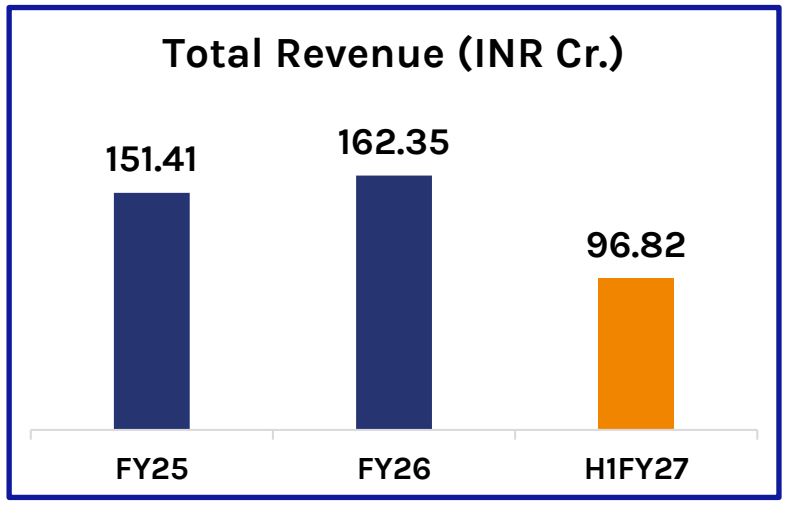


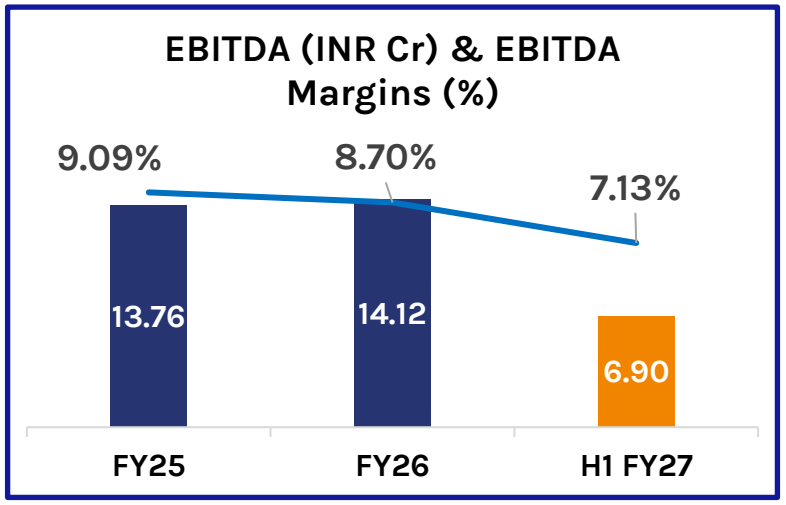


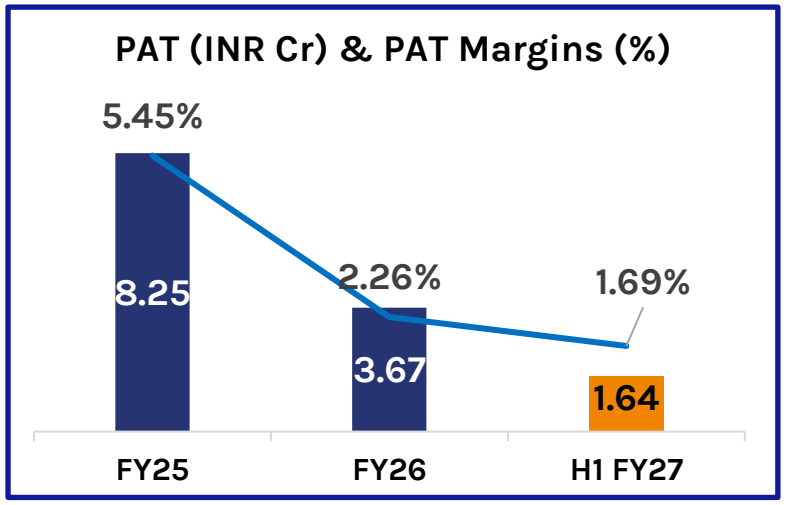


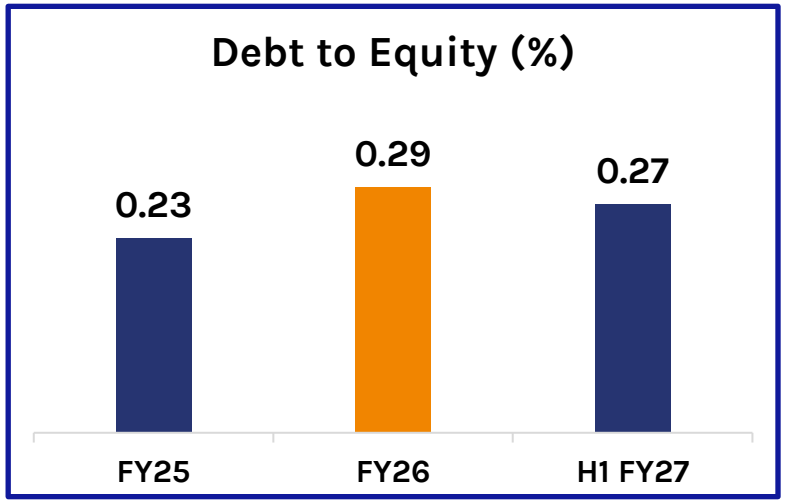


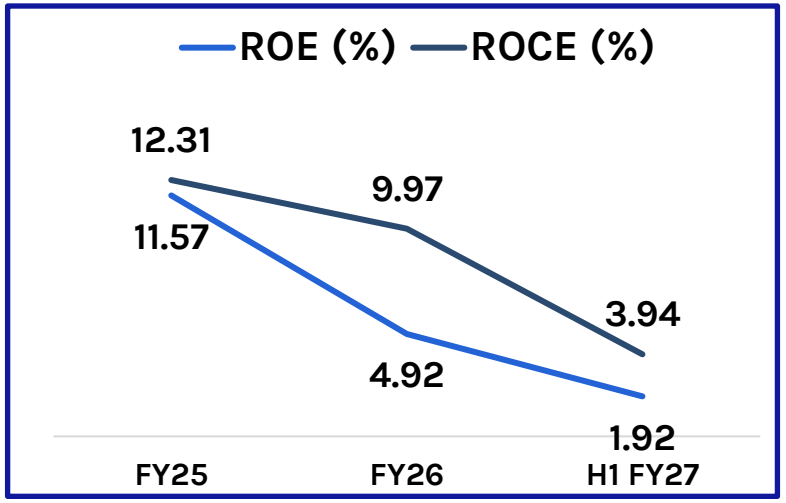


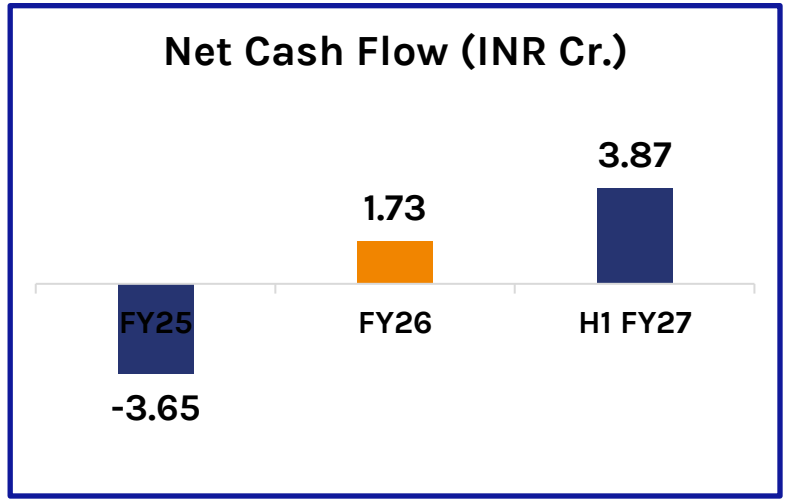

# Q2-FY27 Financial Highlights

| Particulars (INR Crs.) | Q2 FY26 | Q2 FY27 | Y-o-Y Change (%) |
|---|---|---|---|
| **Revenue** | **42.84** | **54.23** | |
| Other Income | 0.10 | 0.16 | |
| **Total Income** | **42.94** | **54.38** | **26.65** |
| Raw Material Expense | 21.80 | 27.94 | |
| Employee Benefit Expense | 8.19 | 10.73 | |
| Other Expenses | 8.69 | 11.74 | |
| **EBITDA** | **4.27** | **3.97** | **(6.90)** |
| **EBITDA Margin (%)** | **9.94** | **7.30** | **(263.23) BPS** |
| Finance Costs | 0.76 | 1.16 | |
| Depreciation | 0.77 | 1.34 | |
| **PBT** | **2.73** | **1.48** | **(45.81)** |
| Tax | 0.62 | 0.34 | |
| **PAT** | **2.11** | **1.14** | **(45.87)** |
| **PAT Margin (%)** | **4.92** | **2.10** | **(281.72) BPS** |
| EPS | 2.30 | 1.15 | |

# Historical Income Statement

| Particulars (INR Crs.) | FY24 | FY25 | FY26 |
|---|---|---|---|
| **Revenue** | **140.11** | **150.72** | **161.03** |
| Other Income | 0.91 | 0.69 | 1.33 |
| **Total Income** | **141.02** | **151.41** | **162.35** |
| Raw Material Expense | 77.68 | 80.37 | 82.27 |
| Employee Benefit Expense | 23.04 | 26.68 | 32.83 |
| Other Expenses | 27.55 | 30.60 | 33.14 |
| **EBITDA** | **12.75** | **13.76** | **14.12** |
| **EBITDA Margin (%)** | **9.04** | **9.09** | **8.70** |
| Finance Costs | 2.30 | 2.55 | 4.14 |
| Depreciation | 2.49 | 2.93 | 4.49 |
| **PBT before Exceptional Items** | **7.97** | **8.28** | **5.49** |
| Exceptional Items | 0.00 | 0.00 | (0.56) |
| **PBT after Exceptional Items** | **7.97** | **8.28** | **4.93** |
| Tax | (0.76) | 0.03 | 1.26 |
| **PAT** | **8.73** | **8.25** | **3.67** |
| **PAT Margin (%)** | **6.19** | **5.45** | **2.26** |
| EPS | 9.49 | 8.98 | 4.60 |

# Historical Balance Sheet – H1 FY27

| Equities & Liabilities (INR Cr) | FY25 | FY26 | H1 FY27 |
|---|---|---|---|
| **Shareholder's Fund** | | | |
| Share Capital | 9.19 | 9.19 | 9.99 |
| Reserves & Surplus | 62.12 | 65.41 | 75.49 |
| **Total Equity** | **71.31** | **74.60** | **85.48** |
| | | | |
| **Non-Current Liabilities** | | | |
| Long Term Borrowings | 12.86 | 14.68 | 16.77 |
| Deferred Tax Liabilities | 0.00 | 0.59 | 0.58 |
| Long Term Provision | 2.90 | 3.71 | 3.71 |
| Other Non Current Liabilities | 2.52 | 11.22 | 10.78 |
| **Total Non Current Liabilities** | **18.29** | **30.21** | **31.84** |
| | | | |
| **Current Liabilities** | | | |
| Short-Term Borrowings | 3.77 | 7.29 | 6.63 |
| Trade Payables | 21.95 | 27.70 | 44.01 |
| Other Current Liabilities | 4.16 | 8.07 | 10.70 |
| Short Term Provision | 0.50 | 0.86 | 1.03 |
| **Total Current Liabilities** | **30.38** | **43.91** | **62.36** |
| **Total Liabilities** | **119.97** | **148.73** | **179.68** |

| Assets | FY25 | FY26 | H1 FY27 |
|---|---|---|---|
| **Non-Current Assets** | | | |
| PP&E | 67.52 | 90.44 | 95.22 |
| CWIP | 5.26 | 4.23 | 3.96 |
| Non - Current Investment | 1.39 | 1.06 | 1.40 |
| Other Non - Current Assets | 5.91 | 3.49 | 4.10 |
| **Total Non Current Assets** | **80.07** | **99.22** | **104.68** |
| | | | |
| **Current Assets** | | | |
| Inventories | 11.66 | 15.00 | 23.93 |
| Trade Receivable | 17.94 | 24.65 | 27.75 |
| Cash & Cash Equivalents | 3.38 | 3.41 | 7.28 |
| Short term loan & advances | 0.06 | 0.02 | 0.00 |
| Other current Assets | 6.86 | 6.43 | 16.05 |
| **Total Current Assets** | **39.90** | **49.51** | **75.01** |
| **Total Assets** | **119.97** | **148.73** | **179.68** |

# Capital Market Data

| Price Data (As on 17th Nov, 2026) | INR |
|---|---|
| Share Price | 147.85 |
| Market Capitalization (Cr) | 148.39 |
| No. of Shares Outstanding | 99,92,600 |
| Face Value | 10.00 |
| 52 Week H/L | 158.00/90.00 |

## Shareholding Pattern (As on 17th Nov, 2026)

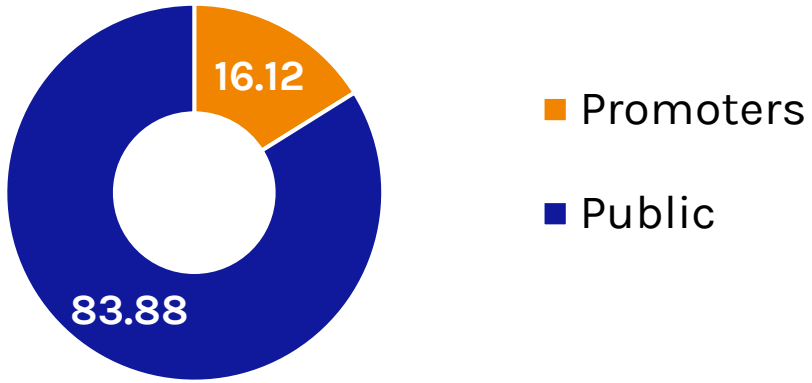


## Share Performance from 1st Apr, 2025 - 17th Nov, 2026

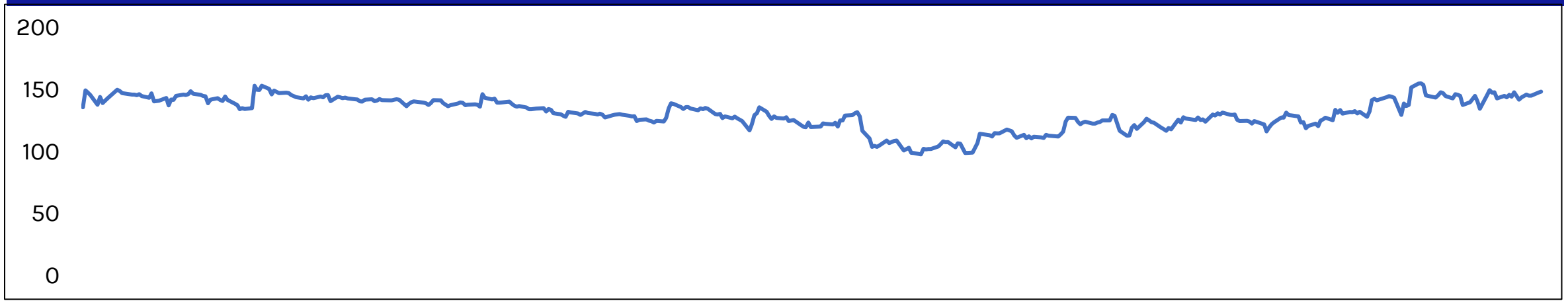

# Safe Harbour

This presentation, along with its accompanying slides (hereafter referred to as the “Presentation”), has been compiled by **Rishi Laser Limited** (or "the Company") for informational purposes only. It does not constitute an offer, recommendation, or invitation to purchase or subscribe to any securities and should not be relied upon as the basis for any contractual commitment. Any offering of the Company's securities will be conducted solely through a formal offering document containing comprehensive information about the Company.

The information and data presented herein have been gathered by the Company from sources believed to be reliable. However, the Company makes no express or implied representation or warranty regarding the accuracy, completeness, fairness, or reasonableness of the contents of this Presentation. It may not encompass all relevant information, and any reliance placed on it is at the recipient's own risk. The Company expressly disclaims any liability for errors or omissions in this Presentation.

Certain discussions within this Presentation may include forward-looking statements regarding the Company's market potential and business outlook. These statements are inherently subject to risks, uncertainties, and assumptions, and actual results may differ materially from those expressed or implied herein. Factors influencing these forward-looking statements include, but are not limited to, the performance of the Indian and international economies, industry dynamics, competition, successful execution of the Company's strategies, technological advancements, revenue fluctuations, market preferences, and exposure to various risks.

The Company assumes no obligation to update any forward-looking information contained herein. Additionally, any forward-looking statements or projections made by third parties included in this Presentation are not endorsed by the Company, and the Company bears no responsibility for such statements or projections.







# THANK YOU


**Rishi Laser Limited**

**Corporate Office:** 612, Veena Killedar Industrial Estate, 10/14 Pais Street, Byculla(W), Mumbai-400 011
•**Phone:** +91-22 23075677 / 23074897
•022 23080022
**Website:** www.rishilaser.com

**Confideleap Partners**

103-8, Lodha Eternis, MIDC, Andheri East, Mumbai 400093 Maharashtra, India.
**Phone:** +91 85911 45959
**Email:** info@confideleap.com
**Website:** www.confideleap.com