

MEDICAMEN Biotech Limited



Regd. & Corp. Office:
1506, Chiranjiv Tower,
43, Nehru Place,
New Delhi - 110019 (INDIA)

Tel.: 011 - 47589500-51 (50 Lines),
E-mail: info@medicamen.com
Web: www.medicamen.com
CIN No.: L74899DL1993PLC056594

Ref: STEX/OUTCOME/2026-27

Date: 27.05.2026

BSE Limited 25th Floor Phiroze Jeebhoy Towers Dalal Street, Mumbai 400 001 BSE Code-531146	National Stock Exchange of India Limited Exchange Plaza, C-1, Block - G Bandra Kurla Complex Bandra (East) Mumbai - 400 051 NSE Code: MEDICAMEQ
---	---

Sub. : Outcome of Board Meeting

Dear Sir,

In compliance with Regulation 30 read with regulation 33 read with para- A of Schedule III and other applicable provisions of SEBI Listing Regulations ('Listing Regulations'), we would like to inform you that the Board of Directors of the Company at the meeting held today i.e Wednesday, May 27, 2026 inter alia approved the following :

Pursuant to the applicable provisions of the Listing Regulations, we enclose the following:

- a) Audited consolidated and standalone Financial Results of the Company for the quarter and financial year ended March 31, 2026,

Pursuant to Regulation 33(3)(d) of the SEBI Listing Regulations, the Company hereby confirms and declares that M/s Rai Qimat & Associates, Statutory Auditors of the Company have issued their Audit Reports on the Audited Consolidated and Standalone Financial Statements and Results of the Company for the quarter and financial year ended March 31, 2026 with unmodified opinion.

- b) Recommended payment of Final Dividend of Rs. 1.00/ (Rupees One Only) per Equity Share of the face value of Rs. 10.00 (Rupees Ten Only) each for the financial year ended March 31, 2026, subject to approval of shareholders at the ensuing Annual General Meeting ("AGM").
- c) Approved appointment of M/s SPB & Co, Cost Accountants, as cost auditor of the Company for the financial year 2026-27. The remuneration payable to the Cost Auditor is subject to ratification by the shareholders at the ensuing Annual General Meeting.
- d) Approved appointment of M/s Cheena & Associates, as Internal Auditor of the Company for the financial year 2026-27.

PARUL
CHOUH
ARY

Digitally signed
by PARUL
CHOUHARY
Date: 2026.05.27
15:14:45 +05'30'



Works: SP-1192, A & B Phase-IV, Industrial Area, Distt. Alwar, Bhiwadi - 301019 (Rajasthan),

Works: Unit-I : Plot No. : 86 & 87, Sector-6A, Unit-II : Plot No. : 84 & 85, Sector-6A, IIE, SIDCUL, BHEL, Ranipur, Haridwar - 249403, (Uttarakhand)

Accordingly, kindly find enclosed the following:

1. Auditor's Report in respect to the audited consolidated and Standalone financial results of the Company for the quarter and Financial Year ended March 31, 2026. The report contains unmodified opinion on the results in terms of Regulation 33 (3) (d) of the SEBI (Listing Obligations and Disclosure Requirements) Regulations, 2015, as amended from time to time.
2. Audited Financial Results for the Quarter and Financial Year ended March 31, 2026.
3. Declaration on Unmodified Opinion in the Auditor's Report for the Financial Year 2025-2026,
4. Detailed disclosure with respect to changes in Auditors of the Company as given point (c), (d) and (e) above under Regulation 30(6) read with Schedule III Part A Para A (7) of the SEBI Listing Regulations read with SEBI Circulars dated 30th January, 2026 and 11th November, 2024 in Annexure A.

Board meeting commenced at 01.30 PM (IST) and concluded at 03.00 PM.

The above information will also be available on the Company's website www.medicamen.com.

This is for your information and records.

Thanking You.

Yours faithfully,

For Medicamen Biotech Limited


Parul Choudhary
Company Secretary
ACS44157




Annexure A

Disclosure required pursuant to Regulation 30 of the Listing Regulations read with Para A of Schedule III to the Listing Regulations read along with SEBI Circular No. HO/49/14/14(7)2025-CFD-POD2/1/3762/2026 dated January 30, 2026 & SEBI Circular no SEBI/HO/PoD2/CIR/P/0155 dated November 11, 2024, with regard to change in Senior Management Personnel and Auditors is given herein under :

1. Details of appointment of Cost Auditor of the Company :

Sr. No	Particulars	Information of such event
1.	Reason for change viz. Appointment/Resignation/Removal/Death or Otherwise	Appointment of M/s SPB & Co, Cost Accountants as Cost Auditor of the Company
2.	Date of Appointment/Cessation and Term of appointment	Appointment for the financial year 2026-27 w.e.f April 01, 2026
3.	Brief Profile	<p>M/s SPB & Co. Cost Accountants (FRN – 102586) is a professionally managed firm of Cost & Management Accountants established in 2013 by Sunder Prakash Burkoti.</p> <p>He is a Fellow Member of the Institute of Cost Accountants of India (ICMAI) with more than 20 years of industry and professional experience. He has also been associated with various Cost Audit Committees of NIRC of the Institute of Cost Accountants of India in recent years and is a qualified Social Auditor and Independent Director.</p> <p>At present, the firm is managed by four partners operating from different locations including Delhi NCR, Uttar Pradesh, Uttarakhand, and Madhya Pradesh, enabling the firm to maintain a strong multi-location presence and provide timely and efficient professional support to clients across India.</p>
4.	Disclosure of Relationships	Not Applicable



2. Details of appointment of Internal Auditor of the Company :

Sr. No	Particulars	Information of such event
1.	Reason for change viz. Appointment/Resignation/Removal/Death or Otherwise	M/s Cheena & Associates, as Internal Auditor
2.	Date of Appointment/ Cessation and Term of appointment	Appointment for the financial year 2026-27 w.e.f April 01, 2026
3.	Brief Profile	Cheena & Associates is a firm of Cost Accountants based in New Delhi. The firm is Member of The Institute of Cost Accountants of India, Statutory Body established under the Cost Accountant Act 1959. We are in practice from more than 14 years in the field of Maintenance of Cost Records, Cost Audit Report, Cost Compliance Reports, Income Tax Cases, Stock & Inventory Audit, GST Consultancy, GST Audit, NCLT/NCLAT Matters, Internal Audit and Business and other Valuation Company Laws & Indirect Taxes like VAT, Excise etc. The firm is backed by well experienced, committed and dedicated team. Firm is empaneled with the Bank as Stock Auditors.
4.	Disclosure of Relationships	Not Applicable



MEDICAMEN Biotech Limited



Regd. & Corp. Office:
1506, Chiranjiv Tower,
43, Nehru Place,
New Delhi - 110019 (INDIA)

Tel.: 011 - 47589500-51 (50 Lines),
E-mail: info@medicamen.com
Web: www.medicamen.com
CIN No.: L74899DL1993PLC056594

Date: 27.05.2026

To

BSE Limited 25th Floor Phiroze Jeejebhoy Towers Dalal Street, Mumbai 400 001 BSE Code-531146	National Stock Exchange of India Limited Exchange Plaza, C-1, Block - G Bandra Kurla Complex Bandra (East) Mumbai - 400 051 NSE Code: MEDICAMEQ
--	--

Subject: Declaration pursuant to Regulation 33 (3) (d) of the Securities and Exchange Board of India (Listing Obligation and Disclosure Requirements) Regulations, 2015 ("Listing Regulations")

Pursuant to Regulation 33 (3) (d) of the Listing Regulations, as amended by the SEBI (Listing Obligations and Disclosure Requirements) (Amendment) Regulations, 2016, vide notification no. SEBI/LAD-NRO/GN/2016-17/001 dated May 25, 2016, Circular No CIR/CFD/CMD/56/2016 dated May 27, 2016 and Circular No CIR/CFD/CMD/56/2016 dated July 5, 2016, we hereby declare that M/s Rai Qimat & Associates, Chartered Accountants (Firm Registration No 013152C), statutory auditors of the Company have issued audit report with unmodified opinion on the audited financial results of the Company (Standalone & Consolidated) for the financial year ended on March 31, 2026.

This is for your information and record.

Thanking you

Yours truly
For Medicamen Biotech Limited

The image shows a handwritten signature in black ink over a circular stamp. The stamp contains the text "MEDICAMEN BIOTECH LIMITED" around the perimeter, "New Delhi" in the center, and a small star symbol at the bottom.

Chandan Kumar
Chief Financial Officer
PAN: AKBPK1234B

Works: SP-1192, A & B Phase-IV, Industrial Area, Distt. Alwar, Bhiwadi - 301019 (Rajasthan),

Works: Unit-I : Plot No.: 86 & 87, Sector-6A, Unit-II : Plot No. : 84 & 85, Sector-6A, IIE, SIDCUL, BHEL, Ranipur, Haridwar - 249403, (Uttarakhand)

INDEPENDENT AUDITOR'S REPORT

TO THE BOARD OF DIRECTORS OF MEDICAMEN BIOTECH LIMITED

REPORT ON THE AUDITED STANDALONE FINANCIAL RESULTS

Opinion

1. We have audited the accompanying standalone annual financial results of Medicamen Biotech Limited (the "Company") for the year ended March 31, 2026 and the Standalone Statement of Assets and Liabilities as on that date and the Standalone Statement of Cash Flows for the year ended on that date, attached herewith, which are included in the accompanying 'Statement of audited standalone financial results for the quarter and year ended March 31, 2026' (together referred to as the "Standalone Financial Results") being submitted by the Company pursuant to the requirement of Regulation 33 of the SEBI (Listing Obligations and Disclosure Requirements) Regulations, 2015, as amended (the "Listing Regulations"), which has been digitally signed by us only for identification purposes,
2. In our opinion and to the best of our information and according to the explanations given to us, the standalone financial results:
 - a. are presented in accordance with the requirements of Regulation 33 of the Listing Regulations in this regard; and
 - b. give a true and fair view in conformity with the recognition and measurement principles laid down in the applicable Indian Accounting Standards prescribed under Section 133 of the Companies Act, 2013 (the "Act") and other accounting principles generally accepted in India, of net profit and other comprehensive income and other financial information of the Company for the year ended March 31, 2026 and the standalone statement of assets and liabilities and the standalone statement of cash flows as at and for the year ended on that date.

Basis for Opinion

3. We conducted our audit in accordance with the Standards on Auditing (SAs) specified under Section 143(10) of the Act and other applicable authoritative pronouncements issued by the Institute of Chartered Accountants of India. Our responsibilities under those Standards are further described in the 'Auditors' Responsibilities for the Audit of the Standalone Financial Results' section of our report. We are independent of the Company in accordance with the Code of Ethics issued by the Institute of Chartered Accountants of India together with the ethical requirements that are relevant to our audit of the financial statements under the provisions of the Act and the Rules thereunder, and we have fulfilled our other ethical responsibilities in accordance with these requirements and the Code of Ethics. We believe that the audit evidence obtained by us is sufficient and appropriate to provide a basis for our opinion,



Board of Directors' Responsibilities for the Standalone Financial Results

4. These standalone financial results have been prepared on the basis of the standalone annual financial statements. The Company's Board of Directors are responsible for the preparation and presentation of these 133 of standalone financial results that give a true and fair view of the net profit and other comprehensive income and other financial information of the Company and the standalone statement of assets and liabilities and the standalone statement of cash flows, in accordance with the recognition and measurement principles laid down in the Indian Accounting Standards prescribed under Section the Act read with relevant rules issued thereunder and other accounting principles generally accepted in India and in compliance with Regulation 33 of the Listing Regulations, the Board of Directors of the Company are responsible for maintenance of adequate accounting records in accordance with the provisions of the Act for safeguarding of the assets of the Company and for preventing and detecting frauds and other irregularities; selection and application of appropriate accounting policies; making judgements and estimates that are reasonable and prudent; and the design, implementation and maintenance of adequate internal financial controls, that were operating effectively for ensuring accuracy and completeness of the accounting records, relevant to the preparation and presentation of the standalone financial statements that give a true and fair view and free from material misstatement, whether due to fraud or error, which have been used for the purpose of preparation of the standalone financial results by the Directors of the Company, as aforesaid,
5. In preparing the standalone financial results, the Board of Directors of the Company are responsible for assessing the ability of the Company to continue as a going concern, disclosing, as applicable, matters related to going concern and using the going concern basis of accounting unless the Board of Directors either intends to liquidate the Company or to cease operations, or has no realistic alternative but to do so.
6. The Board of Directors of the Company are responsible for overseeing the financial reporting process of the Company.

Auditors' Responsibilities for the Audit of the Standalone Financial Results

7. Our objectives are to obtain reasonable assurance about whether the standalone financial results as a whole are free from material misstatement, whether due to fraud or error, and to issue an auditors' report that includes our opinion. Reasonable assurance is a high level of assurance, but is not a guarantee that an audit conducted in accordance with SAs will always detect a material misstatement when it exists. Misstatements can arise from fraud or error and are considered material if, individually or in the aggregate, they could reasonably be expected to influence the economic decisions of users taken on the basis of these standalone financial results.
8. As part of an audit in accordance with SAs, we exercise professional judgement and maintain professional scepticism throughout the audit. We also:
 - Identify and assess the risks of material misstatement of the standalone financial results, whether due to fraud or error, design and perform audit procedures responsive to those risks, and obtain audit evidence that is sufficient and appropriate to provide a basis for our opinion. The risk of not detecting a material misstatement resulting from fraud is higher than for one resulting from error, as fraud may involve collusion, forgery, intentional omissions, misrepresentations, or the override of internal control.




- Obtain an understanding of internal control relevant to the audit in order to design audit procedures that are appropriate in the circumstances. Under Section 143(3)(i) of the Act, we are also responsible for expressing our opinion on whether the company has adequate internal financial controls with reference to financial statements in place and the operating effectiveness of such controls.
 - Evaluate the appropriateness of accounting policies used and the reasonableness of accounting estimates and related disclosures made by the Board of Directors.
 - Conclude on the appropriateness of the Board of Directors use of the going concern basis of accounting and, based on the audit evidence obtained, whether a material uncertainty exists related to events or conditions that may cast significant doubt on the ability of the Company to continue as going concern. If we conclude that a material uncertainty exists, we are required to draw attention our auditors' report to the related disclosures in the standalone financial results or, if such disclosures are inadequate, to modify our opinion. Our conclusions are based on the audit evidence obtained up to the date of our auditors' report. However, future events or conditions may cause the Company to cease to continue as a going concern.
 - Evaluate the overall presentation, structure and content of the standalone financial results, including the disclosures, and whether the standalone financial results represent the underlying transactions and events in a manner that achieves fair presentation.
9. We communicate with those charged with governance of the Company regarding, among other matters, the planned scope and timing of the audit and significant audit findings, including any significant deficiencies in internal control that we identify during our audit.
10. We also provide those charged with governance with a statement that we have complied with relevant ethical requirements regarding independence, and to communicate with them all relationships and other matters that may reasonably be thought to bear on our independence, and where applicable, related safeguards.

Other Matters

11. The standalone financial results include the results for the quarter ended March 31, 2026 being the balancing figures between the audited figures in respect of the full financial year and the published unaudited year to date figures up to the third quarter of the current financial year, which were subject to limited review by us.

**For Rai Qimat & Associates
Chartered Accountants**



**Qimat Rai Garg
Partner
(Membership Number: 013152C)
UDIN:26080857CPTVHI9116**

**Place: Gurugram
Date: 27.05.2026**

INDEPENDENT AUDITOR'S REPORT

TO THE BOARD OF DIRECTORS OF MEDICAMEN BIOTECH LIMITED

REPORT ON THE AUDIT OF THE CONSOLIDATED FINANCIAL RESULTS

Opinion

1. We have audited the accompanying consolidated annual financial results of Medicamen Biotech Limited (the "Holding Company") and its subsidiary (Holding Company and its subsidiary together referred to as "the Group") for the year ended March 31, 2026 and the Consolidated Statement of Assets and Liabilities as on that date and the Consolidated Statement of Cash Flows for the year ended on that date, attached herewith, which are included in the accompanying 'Statement of audited consolidated financial results for the quarter and year ended March 31, 2026' (the "Consolidated Financial Results") being submitted by the Holding Company pursuant to the requirement of Regulation 33 of the SEBI (Listing Obligations and Disclosure Requirements) Regulations, 2015, as amended (the "Listing Regulations") which has been digitally signed by us only for identification purposes.
2. In our opinion and to the best of our information and according to the explanations given to us and based on the consideration of report of another auditor on separate audited financial statements of the subsidiary, the aforesaid consolidated financial results:

(i) include the annual financial results of the following entity:

Name of the Entity	As at March 31, 2026	
	% of Holding	Consolidated As
Opal Pharmaceuticals Pty Ltd	100	Wholly Owned Subsidiary
Medicamen Life Sciences Pty Ltd	60	Subsidiary

- (ii) are presented in accordance with the requirements of Regulation 33 of the Listing Regulations in this regard; and
- (iii) give a true and fair view in conformity with the recognition and measurement principles laid down in the applicable Indian Accounting Standards prescribed under Section 133 of the Companies Act, 2013 (the "Act") and other accounting principles generally accepted in India, of net profit and other comprehensive income and other financial information of the Group for the year ended March 31, 2026 and the consolidated statement of assets and liabilities and the consolidated statement of cash flows as at and for the year ended on that date.



Basis for Opinion

3. We conducted our audit in accordance with the Standards on Auditing (SAs) specified under Section 143(10) of the Act and other applicable authoritative pronouncements issued by the Institute of Chartered Accountants of India. Our responsibilities under those Standards are further described in the 'Auditors' Responsibilities for the Audit of the Consolidated Financial Results' section of our report. We are independent of the Group in accordance with the Code of Ethics issued by the Institute of Chartered Accountants of India together with the ethical requirements that are relevant to our audit of the financial statements under the provisions of the Act and the Rules thereunder, and we have fulfilled our other ethical responsibilities in accordance with these requirements and the Code of Ethics. We believe that the audit evidence obtained by us and another auditor in terms of their report referred to in "Other Matter" paragraph below, is sufficient and appropriate to provide a basis for our opinion.

Board of Directors' Responsibilities for the Consolidated Financial Results

4. These consolidated financial results have been prepared on the basis of the consolidated annual financial statements. The Holding Company's Board of Directors are responsible for the preparation and presentation of these consolidated financial results that give a true and fair view of the net profit and other comprehensive income and other financial information of the Group and the consolidated statement of assets and liabilities and the consolidated statement of cash flows in accordance with the recognition and measurement principles laid down in the Indian Accounting Standards prescribed under Section 133 of the Act read with relevant rules issued thereunder and other accounting principles generally accepted in India and in compliance with Regulation 33 of the Listing Regulations. The respective Board of Directors of the companies included in the Group are responsible for maintenance of adequate accounting records in accordance with the provisions of the Act for safeguarding of the assets of the Group and for preventing and detecting frauds and other irregularities; selection and application of appropriate accounting policies; making judgements and estimates that are reasonable and prudent; and the design, implementation and maintenance of adequate internal financial controls, that were operating effectively for ensuring accuracy and completeness of the accounting records, relevant to the preparation and presentation of the consolidated financial statements that give a true and fair view and are free from material misstatement, whether due to fraud or error, which have been used for the purpose of preparation of the consolidated financial results by the Directors of the Holding Company, as aforesaid.
5. In preparing the consolidated financial results, the respective Board of Directors of the companies included in the Group are responsible for assessing the ability of the Group to continue as a going concern, disclosing, as applicable, matters related to going concern and using the going concern basis of accounting unless the respective Board of Directors either intends to liquidate the Group or to cease operations, or has no realistic alternative but to do so.
6. The respective Board of Directors of the companies included in the Group are responsible for overseeing the financial reporting process of the Group.



Auditors' Responsibilities for the Audit of the Consolidated Financial Results

7. Our objectives are to obtain reasonable assurance about whether the consolidated financial results as a whole are free from material misstatement, whether due to fraud or error, and to issue an auditors' report that includes our opinion. Reasonable assurance is a high level of assurance, but is not a guarantee that an audit conducted in accordance with SAs will always detect a material misstatement when it exists. Misstatements can arise from fraud or error and are considered material if, individually or in the aggregate, they could reasonably be expected to influence the economic decisions of users taken on the basis of these consolidated financial results.
8. As part of an audit in accordance with SAs, we exercise professional judgement and maintain professional scepticism throughout the audit. We also:
 - Identify and assess the risks of material misstatement of the consolidated financial results, whether due to fraud or error, design and perform audit procedures responsive to those risks, and obtain audit evidence that is sufficient and appropriate to provide a basis for our opinion. The risk of not detecting a material misstatement resulting from fraud is higher than for one resulting from error, as fraud may involve collusion, forgery, intentional omissions, misrepresentations, or the override of internal control.
 - Obtain an understanding of internal control relevant to the audit in order to design audit procedures that are appropriate in the circumstances. Under Section 143(3)(i) of the Act, we are also responsible for expressing our opinion on whether the company has adequate internal financial controls with reference to financial statements in place and the operating effectiveness of such controls.
 - Evaluate the appropriateness of accounting policies used and the reasonableness of accounting estimates and related disclosures made by the Board of Directors.
 - Conclude on the appropriateness of the Board of Directors use of the going concern basis of accounting and, based on the audit evidence obtained, whether a material uncertainty exists related to events or conditions that may cast significant doubt on the ability of the Group to continue as a going concern. If we conclude that a material uncertainty exists, we are required to draw attention in our auditors' report to the related disclosures in the consolidated financial results or, if such disclosures are inadequate, to modify our opinion. Our conclusions are based on the audit evidence obtained up to the date of our auditors' report. However, future events or conditions may cause the Group to cease to continue as a going concern.
 - Evaluate the overall presentation, structure and content of the consolidated financial results, including the disclosures, and whether the consolidated financial results represent the underlying transactions and events in a manner that achieves fair presentation.
 - Obtain sufficient appropriate audit evidence regarding the financial information of the entities within the Group to express an opinion on the consolidated financial results. We are responsible for the direction, supervision and performance of the audit of financial information of such entities included in the consolidated financial results of which we are the independent auditors, For the other entities included in the consolidated financial results, which have been audited by other auditors, such other auditors remain responsible for the direction, supervision and performance of the audits carried out by them. We remain solely responsible for our audit opinion.



9. We communicate with those charged with governance of the Holding Company regarding, among other matters, the planned scope and timing of the audit and significant audit findings, including any significant deficiencies in internal control that we identify during our audit.
10. We also provide those charged with governance with a statement that we have complied with relevant ethical requirements regarding independence, and to communicate with them all relationships and other matters that may reasonably be thought to bear on our independence, and where applicable, related safeguards.
11. We also performed procedures in accordance with the circular issued by the SEBI under Regulation 33(8) of the Listing Regulations, as amended, to the extent applicable.

Other Matter

12. The financial statements of two subsidiary included in the consolidated financial results, reflects total assets of INR 37,198.84 lakhs as at March 31, 2026, total revenue of INR 20,088.29 lakhs, total net profit after tax of INR 979.64 lakhs for the year ended March 31, 2026 and cash flows (net) of INR 3126.42 lakhs for the year ended March 31, 2026, as considered in the consolidated financial results. The financial statements of these subsidiary has been audited by another auditors whose report has been furnished to us by the company and our opinion on the consolidated financial results, in so far as it relates to the amounts and disclosures included in respect of these subsidiary, is based on the report of the another auditors and the procedures performed by us as stated in paragraph 11 above.
13. The consolidated financial results include the results for the quarter ended March 31, 2026 being the balancing figures between the audited figures in respect of the full financial year and the published unaudited year to date figures up to the third quarter of the current financial year, which were subject to limited review by us.

**For Rai Qimat & Associates
Chartered Accountants**



**(Membership Number: 013152C)
UDIN: 26080857PKDMMG6634**

**Place: Gurugram
Date: 27.05.2026**



MEDICAMEN BIOTECH LIMITED

Regd. Office: 1506, Chiranjiv Tower, 43, Nehru Place, New Delhi-110019

CIN : L74899DL 1993PLC056594

E-mail : cs@medicamen.com, Website: www.medicamen.com

Audited Standalone and Consolidated Financial Results for the Quarter and Year ended 31st Mar'2026

PART I

Particulars	Standalone					Consolidated				
	Three Month Period Ended			Year Ended		Three Month Period Ended			Year Ended	
	31.03.2026 Audited	31.12.2025 Unaudited	31.03.2025 Audited	31.03.2026 Audited	31.03.2025 Audited	31.03.2026 Audited	31.12.2025 Unaudited	31.03.2025 Audited	31.03.2026 Audited	31.03.2025 Audited
1 Income from operations										
(a) Net Sales / Income from operations	5,468.08	4,349.07	2,599.54	17,884.58	15,146.33	6,064.66	4,690.85	2,961.29	19,776.97	16,254.72
(b) Other Income	172.63	53.49	521.95	310.43	622.51	173.52	53.49	522.73	311.32	624.39
(c) Total Revenue	5,640.71	4,402.57	3,121.50	18,195.01	15,768.85	6,238.18	4,744.34	3,484.02	20,088.29	16,879.10
2 Expenses										
a) Cost of Material Consumed	2,543.12	2,124.86	1,091.04	9,181.38	8,883.33	2,609.23	2,168.63	1,151.73	9,434.81	9,064.97
b) Purchase of Goods Traded	-	-	-	-	-	-	-	-	-	-
c) Changes in inventory of Finished Goods and Work in Progress	610.41	202.33	213.54	742.38	(608.08)	613.41	202.33	224.73	742.38	(603.17)
d) Employees Benefits Expenses	624.03	552.89	552.28	2,278.67	2,157.02	939.91	837.29	839.81	3,469.31	3,187.29
e) Finance Cost	59.89	78.20	62.27	278.45	304.54	38.30	97.20	64.99	349.74	315.61
f) Depreciation and Amortisation Expenses	172.50	175.03	46.61	705.87	696.21	173.32	182.74	47.89	721.85	706.61
g) Other expenses	1,277.81	961.11	852.11	3,853.49	3,058.38	1,361.03	1,045.07	905.85	4,171.75	3,219.80
Total Expenses	5,287.76	4,094.43	2,817.86	17,040.23	14,491.41	5,732.21	4,533.26	3,234.98	18,889.85	15,891.10
3 Profit/(Loss) before Exceptional Items & Tax (1 - 2)	352.95	308.14	303.63	1,154.78	1,277.44	505.97	211.09	249.03	1,198.44	988.00
4 Exceptional Items (Commercial Tax Expenses Related to Earlier Years)	-	-	-	-	-	-	-	-	-	-
5 Profit/(Loss) before Extra Ordinary Items & Tax (3 - 4)	352.95	308.14	303.63	1,154.78	1,277.44	505.97	211.09	249.03	1,198.44	988.00
6 Tax Expenses										
Current Year	65.28	64.36	72.57	254.83	363.95	65.28	64.36	72.57	254.83	363.95
MAT Credit Entitlement	-	-	-	-	-	-	-	-	-	-
Deferred Tax Liability	(9.54)	(15.66)	(9.91)	(40.91)	(31.25)	(4.01)	(16.74)	(9.91)	(36.03)	(31.52)
Total Tax Expense	55.74	48.69	62.66	213.92	332.69	61.27	47.62	62.66	218.80	332.43
7 Net Profit /Loss for the period from Continuing operation (5-6)	297.22	259.44	240.97	940.87	944.75	444.70	163.47	186.37	979.64	655.57



Particulars	Standalone					Consolidated				
	Three Month Period Ended			Year Ended		Three Month Period Ended			Year Ended	
	31.03.2026 Audited	31.12.2025 Unaudited	31.03.2025 Audited	31.03.2026 Audited	31.03.2025 Audited	31.03.2026 Audited	31.12.2025 Unaudited	31.03.2025 Audited	31.03.2026 Audited	31.03.2025 Audited
8 Other Comprehensive Income Item that will not reclassified to Profit & Loss	-	-	-	-	-	-	-	-	-	-
9 Total Comprehensive Income net of Tax	297.22	259.44	240.97	940.87	944.75	444.70	163.47	186.37	979.64	655.57
10 Net Profit /Loss attributable to a) Controlling Interest b) Non-controlling Interest						385.71 58.99	218.72 (55.25)	241.62 (55.25)	964.13 15.51	710.82 (55.25)
11 Paid up equity share capital (Rs. 10/- per share)	1,356.28	1,356.28	1,271.46	1,356.28	1,271.46	1,356.28	1,356.28	1,271.46	1,356.28	1,271.46
12 Earning Per Share (Rs.) Basic Diluted	2.19 2.19	1.91 1.91	1.90 1.90	6.94 6.94	7.43 7.43	3.28 3.28	1.21 1.21	1.47 1.47	7.22 7.22	5.16 5.16

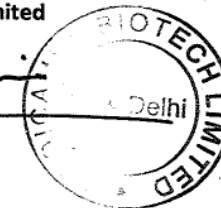
NOTES :

- The audited financial results for the quarter and year ended on 31.03.2026 have been reviewed by the Audit Committee and approved by the Board of Directors at its meeting held on 27th May, 2026
- This statement has been prepared in accordance with the Companies (Indian Accounting Standard) Rules, 2015 (Ind AS) prescribed under Section 133 of the Companies Act, 2013 and other recognised accounting practices and policies to the extent applicable.
- The company operates only in one business segment, viz. Pharmaceuticals formulations, hence segment reporting is not applicable
- The Earning Per Share has been calculated as per Indian Accounting Standard (Ind AS) 33 - "Earning per Share"
- Audit Report has been carried out by the Statutory Auditors for the above period.
- The figures are regrouped in previous year also, wherever considered necessary, to make them comparable.

For and on behalf of the Board
Medicamen Biotech Limited

R. Bishnoi

Rahul Bishnoi
Chairman
(DIN: 00317960)



Place : New Delhi
Dated : 27.05.2026

MEDICAMEN BIOTECH LIMITED

1506, Chiranjiv Tower, 43, Nehru Place, New Delhi-110019

CIN : L74899DL 1993PLC056594

STANDALONE STATEMENT OF PROFIT & LOSS ACCOUNT FOR THE PERIOD 1ST APRIL'2025 TO 31ST MARCH'2026

PARTICULARS		Note No.	31.03.2026 (Amount Rs. Lacs)	31.03.2025 (Amount Rs. Lacs)
I.	Revenue from operations:			
	Sale of Products	25	17,246.61	14,924.22
	Sale of Services		610.72	-
	Other Operating Revenues		27.25	222.12
			17,884.58	15,146.33
II.	Other Income	26	310.43	622.51
III.	Total Revenue (I + II)		18,195.01	15,768.85
IV.	Expenditure			
	Cost of Materials Consumed	27	9,181.38	8,883.33
	Changes in inventories of finished goods and work-in-progress	28	742.38	-608.08
	Employee benefits expense	29	2,278.67	2,157.02
	Finance Costs	30	278.45	304.54
	Depreciation and amortization expense	31	705.87	696.21
	Other expense	32	3,828.29	3,028.88
	Corporate Social Responsibilities (CSR) Expenses	33	25.20	29.50
	Total Expense		17,040.23	14,491.41
V.	Profit before exceptional items and tax (III-IV)		1,154.78	1,277.44
VI.	Exceptional Items		-	-
VII.	Profit/(loss) before tax (V-VI)		1,154.78	1,277.44
VIII.	Tax expense:			
	(1) Current tax		254.83	363.95
	(2) Deferred tax		-40.91	-31.25
	Total Tax Expenses		213.92	332.69
IX.	Profit (Loss) for the period from continuing Operations (VII-VIII)		940.87	944.75
X	Earnings per equity share:- Basic & Diluted		6.94	7.43
XI	Weighted average number of equity Shares		1,35,62,815	1,27,14,600

As per our report of even date attached

For Rai Qimat & Associates

Chartered Accountants

Firm Regn. No. 013152C

CA Qimat Rai Garg

Partner GURUGRAM

M.No. 080857

UDIN: 26080857CPTVHI9116

Place : Gurgaon

Date: 27.05.2026

Parul
Parul Choudhary
Company Secretary
(ACS : 44157)

Chandan Kumar
Chandan Kumar
Chief Financial Officer
(PAN: AKBPK1234B)

Ashwani Kumar Sharma
Ashwani Kumar Sharma
Director
(DIN: 00325634)

For and on behalf of the Board
Medicamen Biotech Limited

Rahul Bishnoi
Rahul Bishnoi
Chairman
(DIN: 00317960)

MEDICAMEN BIOTECH LIMITED
1506, Chiranjiv Tower, 43, Nehru Place, New Delhi-110019
CIN : L74899DL 1993PLC056594
STANDALONE CASH FLOW STATEMENT FOR THE PERIOD 01.04.2025 TO 31.03.2026

	(All Fig. in Rs. Lacs)	
Particulars	For the year ended 31 st March, 2026	For the year ended 31 st March, 2025
<u>CASH FLOW FROM OPERATING ACTIVITIES</u>		
Net Profit/(Loss) after tax from continuing operations	940.87	944.75
Non-cash adjustment to reconcile profit before tax to net cash flows		
Provision for Taxation	254.83	363.95
Adjustment for Deferred Tax	-40.91	-31.25
Financial Charges	278.45	304.54
Loss/(profit) on sale of fixed assets	-	-
Depreciation/amortization on continuing operation	705.87	696.21
Interest income	-173.02	-49.92
Operating profit before working capital changes	1,966.08	2,228.29
Movement of working capital		
Increase/(decrease) in trade payables	-352.94	318.20
Increase / (decrease) in long-term provisions	16.18	44.86
Increase / (decrease) in short-term provisions	-344.00	-450.42
Increase/(decrease) in other current liabilities	78.60	-985.52
Decrease/(increase) in trade receivables	-628.59	-1,033.36
Decrease/(increase) in inventories	-794.22	-281.12
Decrease / (increase) in long-term loans and advances	-371.30	-4.27
Decrease / (increase) in short-term loans and advances	42.55	138.95
Decrease/(increase) in other current assets	-930.16	92.81
Decrease/(increase) in other Non-current assets	-1,407.75	-196.92
Direct taxes paid	-200.00	-135.00
Net cash flow from/ (used in) operating activities (A)	-2,925.55	-263.49
<u>CASH FLOWS FROM INVESTING ACTIVITIES</u>		
Purchase of fixed assets including intangible & CWIP	-458.30	-191.46
Purchase of non-current investments	-	-30.49
Interest received	173.02	49.92
Net cash flow from/(used in) Investing activities (B)	-285.28	-172.03
<u>CASH FLOWS FROM FINANCING ACTIVITIES :</u>		
Proceeds from issuance of share capital	84.82	-
Proceeds from Securities Premium	4,410.72	-
Shares Warrants	861.25	-
Capital Reserve	-	-
Long-term borrowings net of repayment / Repayment	1.32	-18.68
Proceeds from short-term borrowings	970.06	-218.10
Interest paid	-278.45	-304.54
Dividends paid on equity shares	-135.63	-127.15
Income Tax Provision Reverse for earlier year	47.10	-
Preferential issue Expenditure	-	-
Net cash flow from/(used in) in financing activities (C)	5,961.19	-668.48
Net increase/(decrease) in cash and cash equivalents (A + B + C)	2,750.36	-1,104.00
Cash and cash equivalents at the beginning of the year	358.03	1,462.03
Cash and cash equivalents at the end of the year	3,108.40	358.03

As per our report of even date attached

For Rai Qimat & Associates

Chartered Accountants

Firm Regd. No. 012/52C


GURUGRAM


CA Qimat Rai Garg


Partner

M.No.: 080857


UDIN: 26080857CPVHI9116


Parul Choudhary
 Company Secretary
 (ACS : 44157)


Chandan Kumar
 Chief Financial Officer
 (PAN: AKBPK1234B)


Ashwan Kumar Sharma
 Director
 (DIN: 00325634)

For and on behalf of the Board
 Medicamen Biotech Limited


Rahul Bishnoi
 Chairman
 (DIN: 00317960)

Place : Gurgaon
 Date: 27.05.2026

MEDICAMEN BIOTECH LIMITED
STANDALONE STATEMENT OF CHANGES IN EQUITY

A: EQUITY SHARE CAPITAL
AS ON 31.03.2026

Balance at the beginning of the current reporting period	Changes in Equity share capital due to prior period errors	Restated balance at the beginning of the current reporting period	Changes in Equity share capital during the Current year	Balance at the end of Current reporting Period
1,271.46	-	-	84.82	1,356.28

AS ON 31.03.2026

Balance at the beginning of the current reporting period	Changes in Equity share capital due to prior period errors	Restated balance at the beginning of the current reporting period	Changes in Equity share capital during the Current year	Balance at the end of Current reporting Period
1,271.46	-	-	-	1,271.46

B: OTHER EQUITY

AS ON 31.03.2025

Particulars	Share application money pending Allotment	Equity components of compound Financial Instruments	Reserves & Surplus			Retained Earnings	Debt Instruments through other Comprehensive Income	Equity Instruments through other Comprehensive Income	Effective Portion of Cash Flow Hedges	Money Received against Share warrants	Total as at 31.03.2023
			Capital Reserves	Securities Premium	Other Reserves (Specify Nature)						
Balance at the beginning of the current reporting period	-	-	-	10,231.16	-	10,261.14	-	-	-	-	20,492.30
Changes in Accounting Policy or prior period errors	-	-	-	-	-	47.10	-	-	-	-	47.10
Restated balance at the beginning of the current reporting period	-	-	-	-	-	-	-	-	-	-	-
Total Comprehensive Income for the current year	-	-	-	10,231.16	-	10,308.24	-	-	-	-	20,539.40
Dividend	-	-	-	-	-	135.62	-	-	-	-	135.62
Transfer to Retained Earnings	-	-	-	-	-	-	-	-	-	-	-
Addition/Changes in Reserves	-	-	-	4,410.72	-	1,802.12	-	-	-	-	6,212.84
Balance at the end of the current reporting period	-	-	-	14,641.88	-	11,974.74	-	-	-	-	26,616.62

AS ON 31.03.2025

Particulars	Share application money pending Allotment	Equity components of compound Financial Instruments	Reserves & Surplus			Retained Earnings	Debt Instruments through other Comprehensive Income	Equity Instruments through other Comprehensive Income	Effective Portion of Cash Flow Hedges	Money Received against Share warrants	Total as at 31.03.2022
			Capital Reserves	Securities Premium	Other Reserves (Specify Nature)						
Balance at the beginning of the current reporting period	-	-	-	9,787.30	-	9,417.93	-	-	-	-	19,205.23
Changes in Accounting Policy or prior period errors	-	-	-	-	-	25.62	-	-	-	-	25.62
Restated balance at the beginning of the current reporting period	-	-	-	-	-	-	-	-	-	-	-
Total Comprehensive Income for the current year	-	-	-	9,787.30	-	9,443.55	-	-	-	-	19,230.85
Dividend	-	-	-	-	-	127.15	-	-	-	-	127.15
Transfer to Retained Earnings	-	-	-	-	-	-	-	-	-	-	-
Addition/Changes in Reserves	-	-	-	443.87	-	944.75	-	-	-	-	1,388.62
Balance at the end of the current reporting period	-	-	-	10,231.17	-	10,261.15	-	-	-	-	20,492.32

For Rai Qimat & Associates
Chartered Accountants

Firm Regn. No. 0131526

For and on behalf of the Board
Medicamen Biotech Limited



CA Qimat Rai Garg
Partner
M. No. 080857
UDIN: 26080857CPTVH19116

Place: Gurgaon
Dated: 27.05.2026

Parul
Parul Choudhary
Company Secretary
(ACS : 44187)

Chandan Kumar
Chandan Kumar
Chief Financial Officer
(PAN: AKBPK1234B)

Aashwani Kumar Sharma
Aashwani Kumar Sharma
Director
(DIN: 00325634)

R. Bishnoi
Rahul Bishnoi
Chairman
(DIN: 00317960)

MEDICAMEN BIOTECH LIMITED
1506, Chiranjiv Tower, 43, Nehru Place, New Delhi-110019
CIN : L74899DL 1993PLC056594
CONSOLIDATED BALANCE SHEET AS AT 31.03.2026

PARTICULARS	Note No.	Standalone		Consolidated	
		31.03.2026 (Amount Rs. Lacs)	31.03.2025 (Amount Rs. Lacs)	31.03.2026 (Amount Rs. Lacs)	31.03.2025 (Amount Rs. Lacs)
I. ASSETS					
Non-current assets					
Property, plant and Equipment	3	8,326.53	8,557.04	8,409.21	8,636.21
Other Intangible Assets	4	57.16	74.23	57.16	74.23
Capital work-in-progress	5	-	-	-	-
Financial Assets					
Investments	6	806.14	806.14	-	-
Trade Receivables					
Loans & Advance	7	495.76	124.46	495.76	124.46
Deferred Tax Assets (net)	8	321.37	280.47	316.80	283.00
Other non-current assets	9	5,533.05	4,125.30	5,546.51	4,142.21
Total Non Current Assets		15,540.01	13,967.64	14,825.43	13,260.11
Current assets					
Inventories	10	7,007.95	6,213.74	7,007.95	6,213.74
Financial Assets					
Investments					
Trade Receivables	11	6,490.52	5,861.94	8,182.81	6,889.97
Cash and cash equivalents	12	3,108.40	358.03	3,126.42	376.94
Loans & Advance	13	266.31	308.85	266.31	363.95
Other Current Assets	14	3,738.64	2,608.48	3,789.92	2,611.35
Total Current Assets		20,611.82	15,351.04	22,373.41	16,454.94
TOTAL ASSETS		36,151.83	29,318.69	37,198.84	29,715.05
II. EQUITY AND LIABILITIES					
Equity					
Share Capital	15	1,356.28	1,271.46	1,356.28	1,271.46
Other Equity	16	26,616.61	20,492.31	26,198.72	20,033.84
Total Equity		27,972.89	21,763.77	27,555.00	21,305.30
Non-current liabilities					
Financial Liabilities					
Borrowings	17	77.71	76.39	615.26	373.43
Provisions	18	236.62	220.44	236.62	220.44
Deferred Tax Liabilities (net)	19	-	-	-	-0.30
Other non-current liabilities					
Total Non Current Liabilities		314.32	296.83	851.88	593.57
Current Liabilities					
Financial Liabilities					
Borrowings	20	3,615.53	2,645.47	4,163.10	2,951.87
Trade payables	21	3,762.69	4,115.63	4,000.64	4,265.17
Other Current liabilities	22	163.52	84.92	247.07	146.82
Provisions	23	68.06	79.38	122.61	119.90
Current tax liabilities (Net)	24	254.83	332.69	258.55	332.43
Total Current Liabilities		7,864.62	7,258.09	8,791.96	7,816.18
TOTAL EQUITY & LIABILITIES		36,151.83	29,318.69	37,198.84	29,715.05
Significant Accounting Policies	1 & 2				

For and on behalf of the Board
Medicamen Biotech Limited


Rahul Bishnoi
Chairman
(DIN: 00317960)

MEDICAMEN BIOTECH LIMITED
 1506, Chiranjiv Tower, 43, Nehru Place, New Delhi-110019
 CIN : L74899DL 1993PLC056594
CONSOLIDATED BALANCE SHEET AS AT 31.03.2026

PARTICULARS	Note No.	31.03.2026 (Amount Rs. Lacs)	31.03.2025 (Amount Rs. Lacs)
i. ASSETS			
Non-current assets			
Property, plant and Equipment	3	8,409.21	8,636.21
Other Intangible Assets	4	57.16	74.23
Capital work-in-progress	5	-	-
Financial Assets			
Investments	6	-	-
Trade Receivables			
Loans & Advance	7	495.76	124.46
Deferred Tax Assets (net)	8	316.80	283.00
Other non-current assets	9	5,546.51	4,142.21
Total Non Current Assets		14,825.43	13,260.11
Current assets			
Inventories	10	7,007.95	6,213.74
Financial Assets			
Investments		-	-
Trade Receivables	11	8,182.81	6,889.97
Cash and cash equivalents	12	3,126.42	375.94
Loans & Advance	13	266.31	363.95
Other Current Assets	14	3,789.92	2,611.35
Total Current Assets		22,373.41	16,454.94
TOTAL ASSETS		37,198.84	29,715.05
ii. EQUITY AND LIABILITIES			
Equity			
Share Capital	15	1,356.28	1,271.46
Other Equity	16	26,198.72	20,033.84
Total Equity		27,555.00	21,305.30
Non-current liabilities			
Financial Liabilities			
Borrowings	17	615.26	373.43
Provisions	18	236.62	220.44
Deferred Tax Liabilities (net)	19	-	-0.30
Other non-current liabilities		-	-
Total Non Current Liabilities		851.88	593.57
Current Liabilities			
Financial Liabilities			
Borrowings	20	4,163.10	2,951.87
Trade payables	21	4,000.64	4,265.17
Other Current liabilities	22	247.07	146.82
Provisions	23	122.61	119.90
Current tax liabilities (Net)	24	258.55	332.43
Total Current Liabilities		8,791.96	7,816.18
TOTAL EQUITY & LIABILITIES		37,198.84	29,715.05
Significant Accounting Policies	1 & 2		

As per our report of even date attached
 For Rai Qimat & Associates
 Chartered Accountants
 Firm Regn. No. 013152C

CA Qimat Rai Garg
 Partner
 M.No: 080857
 UDIN: 26080857PKDMMG6634
 Place: Gurgaon
 Date: 27.05.2026



Parul Choudhary
 Company Secretary
 (ACS : 44157)

Chandan Kumar
 Chief Financial Officer
 (PAN: AKBPK1234B)

Ashwani Kumar Sharma
 Director
 (DIN: 00325634)

For and on behalf of the Board
 Medicamen Biotech Limited

Rahul Bishnoi
 Chairman
 (DIN: 00317960)

MEDICAMEN BIOTECH LIMITED
1506, Chiranjiv Tower, 43, Nehru Place, New Delhi-110019
CIN : L74899DL 1993PLC056594

CONSOLIDATED STATEMENT OF PROFIT & LOSS ACCOUNT FOR THE PERIOD 1st April'2025 to 31 MARCH'2026

PARTICULARS		Note No.	31.03.2026 (Amount Rs. Lacs)	31.03.2025 (Amount Rs. Lacs)
I.	Revenue from operations:			
	Sale of Products		19,139.00	16,032.60
	Sale of Services	25	610.72	-
	Other Operating Revenues		27.25	222.12
			19,776.97	16,254.72
II.	Other Income	26	311.32	624.39
III.	Total Revenue (I + II)		20,088.29	16,879.10
IV.	Expenditure			
	Cost of Materials Consumed	27	9,434.81	9,064.97
	Changes in inventories of finished goods and work-in-progress	28	742.38	-603.17
	Employee benefits expense	29	3,469.31	3,187.29
	Finance Costs	30	349.74	315.61
	Depreciation and amortization expense	31	721.85	706.61
	Other expense	32	4,146.55	3,190.29
	Corporate Social Responsibilities (CSR) Expenses	33	25.20	29.50
	Total Expense		18,889.85	15,891.10
V.	Profit before exceptional items and tax (III-IV)		1,198.44	988.00
VI.	Exceptional Items		-	-
VII.	Profit/(loss) before tax (V-VI)		1,198.44	988.00
VIII.	Tax expense:			
	(1) Current tax		254.83	363.95
	(2) Deferred tax		-36.03	-31.52
	Total Tax Expenses		218.80	332.43
IX.	Profit (Loss) for the period from continuing Operations (VII-VIII)		979.64	655.57
X	Net Profit/(loss) attributable to			
	Controlling Interest		964.13	710.82
	Non Controlling Interest		15.51	-55.25
XI	Earnings per equity share:- Basic & Diluted		7.22	5.16
XII	Weighted average number of equity Shares		13562815	12714600

As per our report of even date attached

For Rai Qimat & Associates

Chartered Accountants

Firm Regn. No. 013152C

CA Qimat Raj Gargi

Partner

M.No.: 080857

UDIN: 26080857PKDMMG6634

Place: Gurgaon

Date: 27.05.2026

Parul Choudhary
Company Secretary
(ACS : 44157)

Chandan Kumar
Chief Financial Officer
(PAN: AKBPK1234B)

Ashwani Kumar Sharma
Director
(DIN: 00325634)

For and on behalf of the Board
Medicamen Biotech Limited

Rahul Bishnoi
Chairman
(DIN: 00317960)

MEDICAMEN BIOTECH LIMITED

1506, Chiranjiv Tower, 43, Nehru Place, New Delhi-110019

CIN : L74899DL 1993PLC056594


CONSOLIDATED CASH FLOW STATEMENT FOR THE PERIOD 01.04.2025 TO 31.03.2026

Particulars	(All Fig. in Rs. Lacs)	
	For the year ended 31 st March, 2026	For the year ended 31 st March, 2025
CASH FLOW FROM OPERATING ACTIVITIES		
Net Profit/(Loss) after tax from continuing operations	979.64	655.57
Non-cash adjustment to reconcile profit before tax to net cash flows		
Provision for Taxation	254.83	363.95
Adjustment for Deffered Tax	-36.03	-31.52
Financial Charges	349.74	315.61
Loss/(profit) on sale of fixed assets	-	-
Depreciation/amortization on continuing operation	721.85	691.01
Interest income	-173.91	-50.73
Operating profit before working capital changes	2,096.12	1,943.88
Movement of working capital		
Increase/(decrease) in trade payables	-264.53	370.29
Increase / (decrease) in long-term provisions	16.18	44.86
Increase / (decrease) in short-term provisions	-321.67	-410.18
Increase/(decrease) in other current liabilities	100.25	-959.11
Decrease/(increase) in trade receivables	-1,292.84	-1,364.04
Decrease/(increase) in inventories	-794.21	-276.22
Decrease / (increase) in long-term loans and advances	-371.30	-2.55
Decrease / (increase) in short-term loans and advances	97.64	85.39
Decrease/(increase) in other current assets	-978.57	91.68
Decrease/(increase) in other Non-current assets	-1,404.30	-204.88
Direct taxes paid	-200.00	-135.00
Net cash flow from/ (used in) operating activities (A)	-3,317.23	-815.88
CASH FLOWS FROM INVESTING ACTIVITIES		
Purchase of fixed assets including intangible & CWIP	-477.78	-218.85
Purchase of non-current investments	-	-
Interest received	173.91	50.73
Adjustment toward depreciation written back on Land	-	28.44
Net cash flow from/(used in) investing activities (B)	-303.87	-139.68
CASH FLOWS FROM FINANCING ACTIVITIES :		
Proceeds from issuance of share capital	84.82	-
Proceeds from Securities Premium	4,410.72	-
Shares Warrants	861.25	-
Capital Reserve	-	52.11
Long-term borrowings net of repayment / Repayment	241.83	247.88
Proceeds from short-term borrowings	1,211.23	-4.30
Interest paid	-349.74	-315.61
Dividends paid on equity shares	-135.63	-127.15
Income Tax Provison Reverse for earlier year	47.10	-
Preferential issue Expenditure	-	-
Net cash flow from/(used In) in financing activities (C)	6,371.58	-147.06
Net increase/(decrease) in cash and cash equivalents (A + B + C)	2,750.48	-1,102.62
Cash and cash equivalents at the beginning of the year	375.94	1,478.56
Cash and cash equivalents at the end of the year	3,126.42	375.94

As per our report of even date attached
For Rai Qimat & Associates
Chartered Accountants
Firm Regn. No. 013152C


For and on behalf of the Board
Medicamen Biotech Limited


GURUGRAM
CA Qimat Rai Garg
Partner
M.No: 080857
UDIN: 26080857PKDMMG6634
Place : Gurgaon
Date: 27.05.2026


Parul Choudhary
Company Secretary
(ACS : 44157)


Ghardan Kumar
Chief Financial Officer
(PAN: AKBPK1234B)


Ashwani Kumar Sharma
Director
(DIN: 00325634)


Rahul Bishnoi
Chairman
(DIN: 00317960)

MEDICAMEN BIOTECH LIMITED
CONSOLIDATED STATEMENT OF CHANGES IN EQUITY

A: EQUITY SHARE CAPITAL
AS ON 31.03.2026

Balance at the beginning of the current reporting period	Changes in Equity share capital due to prior period errors	Restated balance at the beginning of the current reporting period	Changes in Equity share capital during the Current year	Balance at the end of Current reporting Period
1,271.46	-	-	84.82	1,356.28

AS ON 31.03.2025


Balance at the beginning of the current reporting period	Changes in Equity share capital due to prior period errors	Restated balance at the beginning of the current reporting period	Changes in Equity share capital during the Current year	Balance at the end of Current reporting Period
1,271.46	-	-	-	1,271.46

B: OTHER EQUITY
AS ON 31.03.2026

Particulars	Share application money pending Allotment	Equity components of compound Financial Instruments	Reserves & Surplus				Debt instruments through other Comprehensive Income	Equity instruments through other Comprehensive Income	Effective Portion of Cash Flow Hedges	Money Received against Share warrants	Total as at 31.03.2023
			Capital Reserves	Securities Premium	Other Reserves (Specify Nature)	Retained Earnings					
Balance at the beginning of the current reporting period	-	-	241.26	10,231.17	-	9,630.77	-	-	-	-	20,103.20
Changes in Accounting Policy or prior period errors	-	-	-	-	-	-	-	-	-	-	-
Restated balance at the beginning of the current reporting period	-	-	-	-	-	-	-	-	-	-	-
Total Comprehensive Income for the current year	-	-	241.26	10,231.17	-	9,630.77	-	-	-	-	20,103.20
Dividend	-	-	-	-	-	135.63	-	-	-	-	135.63
Transfer to Retained Earnings	-	-	-	-	-	-47.10	-	-	-	-	-47.10
Addition/Changes in Reserves	861.25	-	-	4,410.72	-	979.64	-	-	-	-	6,251.61
Balance at the end of the current reporting period	861.25	-	241.26	14,641.89	-	10,521.89	-	-	-	-	26,266.29

AS ON 31.03.2025


Particulars	Share application money pending Allotment	Equity components of compound Financial Instruments	Reserves & Surplus				Debt instruments through other Comprehensive Income	Equity instruments through other Comprehensive Income	Effective Portion of Cash Flow Hedges	Money Received against Share warrants	Total as at 31.03.2023
			Capital Reserves	Securities Premium	Other Reserves (Specify Nature)	Retained Earnings					
Balance at the beginning of the current reporting period	-	-	119.08	10,231.17	-	9,076.73	-	-	-	-	19,426.98
Changes in Accounting Policy or prior period errors	-	-	-	-	-	-	-	-	-	-	-
Restated balance at the beginning of the current reporting period	-	-	-	-	-	-	-	-	-	-	-
Total Comprehensive Income for the current year	-	-	119.08	10,231.17	-	9,076.73	-	-	-	-	19,426.98
Dividend	-	-	-	-	-	127.15	-	-	-	-	127.15
Transfer to Retained Earnings	-	-	-	-	-	-	-	-	-	-	-
Addition/Changes in Reserves	-	-	122.18	-	-	681.19	-	-	-	-	803.37
Balance at the end of the current reporting period	-	-	241.26	10,231.17	-	9,630.77	-	-	-	-	20,103.20

For Raj Qimat & Associates
 Chartered Accountants
 Firm Reg. No. 013152C

 CA Qimat Raj Garg
 Partner
 M. No. 080857
 UDIN: 26080857PKDMMG6639
 Place: Gurgaon
 Dated: 27.05.2026


 Parul Choudhary
 Company Secretary
 (ACS : 44187)


 Chandan Kumar
 Chief Financial Officer
 (PAN: AKBPK1234B)


 Ashwani Kumar Sharma
 Director
 (DIN: 00325634)

For and on behalf of the Board
 Medicamen Biotech Limited

 Rahul Bishnoi
 Chairman
 (DIN: 00317960)