

Independent Auditor's Report on the Quarterly and Year to Date Audited Standalone Financial Results of the Company Pursuant to the Regulation 33 of the SEBI (Listing Obligations and Disclosure Requirements) Regulations, 2015, as amended

To
**The Board of Directors of
Happy Forgings Limited**

Report on the audit of the Standalone Financial Results**Opinion**

We have audited the accompanying statement of quarterly and year to date standalone financial results of Happy Forgings Limited (the "Company") for the quarter ended March 31, 2026 and for the year ended March 31, 2026 ("Statement"), attached herewith, being submitted by the Company pursuant to the requirement of Regulation 33 of the SEBI (Listing Obligations and Disclosure Requirements) Regulations, 2015, as amended (the "Listing Regulations").

In our opinion and to the best of our information and according to the explanations given to us, the Statement:

- i. is presented in accordance with the requirements of the Listing Regulations in this regard; and
- ii. gives a true and fair view in conformity with the applicable accounting standards and other accounting principles generally accepted in India, of the net profit and other comprehensive income and other financial information of the Company for the quarter ended March 31, 2026, and for the year ended March 31, 2026.

Basis for Opinion

We conducted our audit in accordance with the Standards on Auditing (SAs) specified under section 143(10) of the Companies Act, 2013, as amended ("the Act"). Our responsibilities under those Standards are further described in the "Auditor's Responsibilities for the Audit of the Standalone Financial Results" section of our report. We are independent of the Company in accordance with the Code of Ethics issued by the Institute of Chartered Accountants of India together with the ethical requirements that are relevant to our audit of the financial statements under the provisions of the Act and the Rules thereunder, and we have fulfilled our other ethical responsibilities in accordance with these requirements and the Code of Ethics. We believe that the audit evidence obtained by us is sufficient and appropriate to provide a basis for our opinion.

Management's Responsibilities for the Standalone Financial Results

The Statement has been prepared on the basis of the standalone annual financial statements. The Board of Directors of the Company are responsible for the preparation and presentation of the Statement that gives a true and fair view of the net profit and other comprehensive income of the Company and other financial information in accordance with the applicable accounting standards prescribed under Section 133 of the Act read with relevant rules issued thereunder and other accounting principles generally accepted in India and in compliance with Regulation 33 of the Listing Regulations. This responsibility also includes maintenance of adequate accounting records in accordance with the provisions of the Act for safeguarding of the assets of the Company and for preventing and detecting frauds and other irregularities; selection and application of appropriate accounting policies; making judgments and estimates that are reasonable and prudent; and the design, implementation and maintenance of adequate internal financial controls, that were operating effectively for ensuring the accuracy and completeness



S.R. BATLIBOI & Co. LLP

Chartered Accountants

of the accounting records, relevant to the preparation and presentation of the Statement that give a true and fair view and are free from material misstatement, whether due to fraud or error.

In preparing the Statement, the Board of Directors are responsible for assessing the Company's ability to continue as a going concern, disclosing, as applicable, matters related to going concern and using the going concern basis of accounting unless the Board of Directors either intends to liquidate the Company or to cease operations, or has no realistic alternative but to do so.

The Board of Directors are also responsible for overseeing the Company's financial reporting process.

Auditor's Responsibilities for the Audit of the Standalone Financial Results


Our objectives are to obtain reasonable assurance about whether the Statement as a whole is free from material misstatement, whether due to fraud or error, and to issue an auditor's report that includes our opinion. Reasonable assurance is a high level of assurance but is not a guarantee that an audit conducted in accordance with SAs will always detect a material misstatement when it exists. Misstatements can arise from fraud or error and are considered material if, individually or in the aggregate, they could reasonably be expected to influence the economic decisions of users taken on the basis of the Statement.

As part of an audit in accordance with SAs, we exercise professional judgment and maintain professional skepticism throughout the audit. We also:

- Identify and assess the risks of material misstatement of the Statement, whether due to fraud or error, design and perform audit procedures responsive to those risks, and obtain audit evidence that is sufficient and appropriate to provide a basis for our opinion. The risk of not detecting a material misstatement resulting from fraud is higher than for one resulting from error, as fraud may involve collusion, forgery, intentional omissions, misrepresentations, or the override of internal control.
- Obtain an understanding of internal control relevant to the audit in order to design audit procedures that are appropriate in the circumstances. Under Section 143(3)(i) of the Act, we are also responsible for expressing our opinion on whether the company has adequate internal financial controls with reference to financial statements in place and the operating effectiveness of such controls.
- Evaluate the appropriateness of accounting policies used and the reasonableness of accounting estimates and related disclosures made by the Board of Directors.
- Conclude on the appropriateness of the Board of Directors' use of the going concern basis of accounting and, based on the audit evidence obtained, whether a material uncertainty exists related to events or conditions that may cast significant doubt on the Company's ability to continue as a going concern. If we conclude that a material uncertainty exists, we are required to draw attention in our auditor's report to the related disclosures in the financial results or, if such disclosures are inadequate, to modify our opinion. Our conclusions are based on the audit evidence obtained up to the date of our auditor's report. However, future events or conditions may cause the Company to cease to continue as a going concern.
- Evaluate the overall presentation, structure and content of the Statement, including the disclosures, and whether the Statement represents the underlying transactions and events in a manner that achieves fair presentation.

We communicate with those charged with governance regarding, among other matters, the planned scope and timing of the audit and significant audit findings, including any significant deficiencies in internal control that we identify during our audit.

We also provide those charged with governance with a statement that we have complied with relevant ethical requirements regarding independence, and to communicate with them all relationships and other matters that may reasonably be thought to bear on our independence, and where applicable, related safeguards.



S.R. BATLIBOI & Co. LLP

Chartered Accountants

Other Matter

The Statement includes the results for the quarter ended March 31, 2026 being the balancing figure between the audited figures in respect of the full financial year ended March 31, 2026 and the published unaudited year-to-date figures up to the third quarter of the current financial year, which were subjected to a limited review by us, as required under the Listing Regulations.

For S.R. Batliboi & Co. LLP

Chartered Accountants

ICAI Firm Registration Number: 301003E/E300005



per Pravin Tulsyan

Partner

Membership No.: 108044

UDIN: 26108044QDMMOG7784

Place: Gurugram

Date: May 21, 2026





Statement of Audited Standalone Financial Results for the year ended March 31, 2026
(All amount in Rs. lacs, except per share data and unless otherwise stated)

Sl. No.	Particulars	Quarter Ended			Year Ended	
		March 31, 2026	December 31, 2025	March 31, 2025	March 31, 2026	March 31, 2025
		(Audited)	(Unaudited)	(Audited)	(Audited)	(Audited)
		Refer Note 9		Refer Note 9		
	Income					
1	Revenue from operations	42,383.97	39,130.70	35,197.23	1,54,633.56	1,40,889.47
2	Other income	604.75	816.45	1,014.38	3,081.43	3,756.81
3	Total Income (A)	42,988.72	39,947.15	36,211.61	1,57,714.99	1,44,646.28
4	Expenses					
	Cost of raw materials and components consumed	15,798.65	15,392.91	14,447.90	60,676.81	60,277.81
	Changes in inventories of finished goods, work-in-progress and scrap	1,430.13	695.25	105.83	2,504.00	(1,111.16)
	Employee benefits expense	3,638.76	3,438.55	3,225.07	13,658.30	12,481.56
	Finance costs	381.31	246.45	245.05	1,047.31	753.33
	Depreciation and amortisation expense	2,450.85	2,242.72	2,028.26	8,904.29	7,706.11
	Other expenses	8,182.40	7,563.68	7,191.06	30,724.90	28,571.22
5	Total expenses (B)	31,882.10	29,579.56	27,243.17	1,17,515.61	1,08,678.87
6	Profit before tax (C=A-B)	11,106.62	10,367.59	8,968.44	40,199.38	35,967.41
7	Tax expense					
	Current tax (net)	2,379.47	2,222.18	2,057.18	9,145.76	8,392.70
	Adjustments of current tax relating to earlier years	-	(157.29)	-	(157.29)	89.20
	Deferred tax	370.72	408.02	134.42	1,046.94	728.05
8	Total tax expense (D)	2,750.19	2,472.91	2,191.60	10,035.41	9,209.95
9	Profit for the period/ year (E=C-D)	8,356.43	7,894.68	6,776.84	30,163.97	26,757.46
10	Other comprehensive income/(loss)(OCI)					
	Other comprehensive income not to be reclassified to profit or loss in subsequent period/ year					
	Remeasurement gain on defined benefit plans	82.61	87.00	0.64	184.89	30.55
	Less : Income tax effect on above	(20.79)	(21.90)	(0.16)	(46.53)	(7.69)
		61.82	65.10	0.48	138.36	22.86
	Other comprehensive income/(loss) to be reclassified to profit or loss in subsequent period/ year					
	Net movement on effective portion of cash flow hedges	142.99	153.77	(165.77)	(319.30)	170.44
	Less: Income tax effect on above	(35.99)	(38.70)	41.72	80.36	(42.90)
		107.00	115.07	(124.05)	(238.94)	127.54
	Total other comprehensive income/(loss)/(OCI), net of tax (F)	168.82	180.17	(123.57)	(100.58)	150.40
11	Total comprehensive income for the period/ year net of tax (G=E+F)	8,525.25	8,074.85	6,653.27	30,063.39	26,907.86
12	Paid-up equity share capital (Face value of Rs. 2/- per share)	1,887.01	1,886.56	1,884.84	1,887.01	1,884.84
13	Other equity				2,10,940.63	1,83,083.80
14	Earnings per share (EPS): (In Rs.)					
	(Nominal value Rs 2/- per share)					
	(i) Basic	8.86	8.37	7.19	31.99	28.40
	(ii) Diluted	8.84	8.36	7.19	31.92	28.39
		(Not annualised)	(Not annualised)	(Not annualised)	(Annualised)	(Annualised)
	See accompanying notes to the Audited Standalone Financial Results					

Cont.



Happy Forgings Limited

(CIN No.: L28910PB1979PLC004008)

Regd. B-XXIX-2254/1, Kanganwal Road, P.O. Jugiana, Ludhiana 141120, Punjab

Tel No.: 0161-5217162 Email: complianceofficer@happyforgingsltd.co.in Website: https://happyforgingsltd.com




Notes to Audited Standalone Financial Results:

1. Standalone Statement of Assets and Liabilities:

(All amount in Rs. lacs, except per share data and unless otherwise stated)

Particulars	As at March 31, 2026 (Audited)	As at March 31, 2025 (Audited)
I ASSETS		
Non-current assets		
Property, plant and equipment	1,09,687.11	89,908.33
Capital work-in-progress	22,930.99	11,628.45
Intangible assets	1,103.98	811.68
Intangible assets under development	805.99	641.65
Financial assets:		
(i) Investment in subsidiary	90.00	10.00
(ii) Other financial assets	4,072.22	15,110.06
Non current tax assets (Net)	87.37	-
Other non current assets	17,418.42	11,493.82
Total non-current assets	1,56,196.08	1,29,603.99
Current assets		
Inventories	23,275.54	23,242.03
Financial assets:		
(i) Trade receivables	39,478.08	42,653.85
(ii) Cash and cash equivalents	2,562.54	1,292.69
(iii) Bank balance other than (ii) above	2,722.34	12,361.31
(iv) Loans	18.89	33.26
(v) Other financial assets	13,857.27	2,934.66
(vi) Investment	23,703.06	7,958.46
Other current assets	1,481.71	1,384.00
Total current assets	1,07,099.43	91,860.26
TOTAL ASSETS	2,63,295.51	2,21,464.25
II EQUITY AND LIABILITIES		
Equity		
Equity share capital	1,887.01	1,884.84
Other equity	2,10,940.63	1,83,083.80
Total equity	2,12,827.64	1,84,968.64
Non-current liabilities		
Deferred tax liabilities (net)	4,899.35	3,932.77
Total non-current liabilities	4,899.35	3,932.77
Current liabilities		
a. Financial liabilities		
(i) Borrowings	32,962.25	22,729.01
(ii) Trade payables		
Total outstanding dues of micro enterprises and small enterprises	1,462.78	766.58
Total outstanding dues of creditors other than micro enterprises and small enterprises	4,480.65	3,769.53
(iii) Other financial liabilities	3,749.78	2,528.40
Other current liabilities	2,570.01	1,935.17
Employee benefit obligations	343.05	485.51
Liabilities for current tax (net)	-	348.64
Total current liabilities	45,568.52	32,562.84
Total liabilities	50,467.87	36,495.61
TOTAL EQUITY AND LIABILITIES	2,63,295.51	2,21,464.25

Cont.



Happy Forgings Limited
(CIN No.: L28910PB1979PLC004008)
Regd. B-XXIX-2254/1, Kanganwal Road, P.O. Jugiana, Ludhiana 141120, Punjab
Tel No.: 0161-5217162 Email: complianceofficer@happyforgingsltd.co.in Website: https://happyforgingsltd.com



Notes to Audited Standalone Financial Results:
2. Audited Standalone Statement of Cash Flows for the year ended March 31, 2026
(All amount in Rs. lacs, except per share data and unless otherwise stated)

Particulars	For the Year ended March 31, 2026 (Audited)	For the Year ended March 31, 2025 (Audited)
A. OPERATING ACTIVITIES		
Profit before tax	40,199.38	35,967.41
Adjustments to reconcile profit before tax to net cash flows		
Depreciation and amortization expense	8,904.29	7,706.11
(Gain)/Loss on disposal of property, plant and equipment	(9.99)	12.06
Interest Income on term deposits with bank	(1,595.03)	(2,113.26)
Interest Income on subsidiary loan	-	(11.38)
Interest Income on electricity deposit	(69.73)	(66.15)
Interest Income from other financial assets at amortised cost	(147.35)	(252.90)
Gain on fair valuation of current investment measured at fair value through profit and loss (Unrealised)	(739.35)	(58.46)
Gain on sale of Investment	(341.42)	-
Property, plant and equipment written off	66.13	23.30
Unrealised gain on foreign exchange variation (net)	250.27	(141.38)
Provisions for doubtful receivables, advances and deposits	88.89	20.90
Finance costs	1,047.31	753.33
Share-based payment expense	245.61	508.66
Operating profit before working capital changes	47,899.01	42,348.24
Working capital adjustments:		
(Increase) in inventories	(33.51)	(825.44)
Decrease/(Increase) in trade receivables	3,459.54	(6,698.81)
Decrease in other financial assets and loans	498.93	1,394.45
Decrease in other assets	12.33	1,702.49
Increase/(Decrease) in trade payable	1,407.32	(1,017.26)
Increase/(Decrease) in other financial liabilities	54.08	(434.39)
Increase in other liabilities	634.84	1,018.85
(Decrease)/Increase in short term provisions	(142.46)	70.50
Net Cash generated from operations	53,790.08	37,558.63
Less: Income tax paid (net of refund)	(9,320.54)	(8,322.85)
Net Cash flow from operating activities (A)	44,469.54	29,235.78
B. INVESTING ACTIVITIES		
Payments for acquisition of property, plant and equipment (including capital work in progress, capital creditors and capital advances)	(45,431.69)	(27,098.46)
Payments for acquisition of intangible assets and intangible assets under development	(693.94)	(972.06)
Proceeds from sale of property, plant and equipment	24.97	29.16
Investment in mutual fund	(44,419.98)	(7,900.00)
Proceeds from sale of mutual fund	29,756.01	-
Loan recovered from subsidiary	-	50.00
Investment in subsidiary	(80.00)	-
Proceeds from fixed deposit with bank	27,670.43	36,453.14
Investment in fixed deposit with bank	(18,709.99)	(34,470.44)
Interest received from subsidiary	-	11.38
Interest received	2,121.33	1,953.08
Net cash flow (used in) investing activities (B)	(49,762.86)	(31,944.20)
C. FINANCING ACTIVITIES		
Proceeds from issue of share capital including securities premium	205.70	70.90
Availment of short-term borrowing (net)	10,233.36	8,385.68
Interest paid	(1,047.43)	(741.04)
Dividend paid on equity shares	(2,828.46)	(3,769.20)
Net cash flow from financing activities (C)	6,563.17	3,947.34
Net Increase in cash and cash equivalents (A+B+C)	1,269.85	1,238.92
Cash and cash equivalents at the beginning of the year	1,292.69	53.77
Cash and cash equivalents as at year end	2,562.54	1,292.69
Cash and cash equivalents comprise of the following:		
Components of cash and cash equivalent		
Cash on hand	2.71	12.85
Balance with banks :		
-On current accounts	2,559.83	1,279.84
Cash and cash equivalent as at year end	2,562.54	1,292.69



[Handwritten Signature]

HAPPY FORGINGS LIMITED

Regd. B-XXIX-2254/1, Kanganwal Road, P.O. Jugiana, Ludhiana 141120, Punjab

Notes to Audited Standalone Financial Results:

3. The Company's above audited standalone financial results for the quarter and year ended March 31, 2026, have been prepared in accordance with the recognition and measurement principles of Indian Accounting Standards (IND AS) as prescribed under section 133 of the Companies Act, 2013 read with Rule 3 of the Companies (Indian Accounting Standards) Rules, 2015, as amended and Regulation 33 of the SEBI (Listing Obligations and Disclosure Requirements) Regulations 2015.
4. The above audited standalone financial results of the Company for the quarter and year ended March 31, 2026, have been reviewed and recommended by the Audit Committee and approved by the Board of Directors in their respective meetings held on May 21, 2026. The Statutory auditors have expressed an unmodified audit opinion on these results.
5. The Company manufactures "Auto components and Engineering parts", and the management reviews the performance of the Company as a single operating segment in accordance with Ind AS-108 "Operating Segments" notified pursuant to the Companies (Indian Accounting Standard) Rules 2015. Accordingly, no separate segment information has been furnished herewith.
6. The Board of Directors and the Shareholders of the Company had approved Employee Stock Option Scheme namely "HAPPY FORGINGS ESOP SCHEME 2023" (the "Plan") in their meeting held on July 31, 2023. During the quarter ended September 30, 2023, the Company granted 3,92,687 options to eligible employees.

The following table summarizes the number of options lapsed and exercised under "HAPPY FORGINGS ESOP SCHEME 2023", during each period/year presented:

Particulars	Quarter Ended			Year Ended	
	March 31, 2026 (Audited)	December 31, 2025 (Unaudited)	March 31, 2025 (Audited)	March 31, 2026 (Audited)	March 31, 2025 (Audited)
Options Forfeited/ Lapsed	Nil	Nil	Nil	2,544	14,453
Options Exercised	22,540	23,651	17,375	108,261	37,318

7. Effective November 21, 2025, the Government of India has notified the four labour codes, consolidating multiple existing labour legislations into a unified framework as follows Code on Wages, 2019, Code on Social Security, 2020, Industrial Relations Code, 2020 and Occupational Safety, Health and Working Conditions Code 2020 (collectively referred to as the "New Labour Codes"). These legislative changes have revised the definition of wages for the purpose of computation of employee benefits and expanded the scope and eligibility of certain employee related social security benefits.

Based on Company's assessment information currently available and consistent with the FAQs on key accounting implications arising from the New Labour Codes issued by the institute of Chartered Accountants of India, the provisions currently in force do not have a material impact on the standalone financial results of the Company. However, considering that this is an emerging area and that the Central Government has notified the relevant rules on May 08, 2026, while the corresponding state-level rules are yet to be notified, the Company will continue to monitor further developments and will account for any impact, as appropriate, based on future regulatory updates.

8. The Board of Directors have recommended a total dividend of Rs. 4.00 per equity share of face value of Rs. 2.00 per share for the financial year 2025-26, subject to the approval of the shareholders at the ensuing annual general meeting of the Company.





HAPPY FORGINGS LIMITED

Regd. B-XXIX-2254/1, Kanganwal Road, P.O. Jugiana, Ludhiana 141120, Punjab

Notes to Audited Standalone Financial Results:

9. The figures for the quarter ended March 31, 2026 and corresponding quarter ended March 31, 2025 are derived balancing figure between the audited figures in respect of full financial year ended March 31, 2026 and March 31, 2025 respectively and the unaudited figures of nine months ended December 31, 2025 and December 31, 2024 respectively.
10. The audited standalone financial results of Happy Forgings Limited will be made available on Company's website www.happyforgingsltd.com and on the websites of BSE www.bseindia.com and NSE www.nseindia.com.

For and on behalf of the Board of Directors of
Happy Forgings Limited



(Signature)
Mr. Ashish Garg
Managing Director
DIN: 01829082



Place: Ludhiana
Date: May 21, 2026

Independent Auditor's Report on the Quarterly and Year to Date Consolidated Financial Results of the Company Pursuant to the Regulation 33 of the SEBI (Listing Obligations and Disclosure Requirements) Regulations, 2015, as amended

To
**The Board of Directors of
Happy Forgings Limited**

Report on the audit of the Consolidated Financial Results**Opinion**

We have audited the accompanying statement of quarterly and year to date consolidated financial results of Happy Forgings Limited ("Holding Company") and its subsidiary (the Holding Company and its subsidiary together referred to as "the Group") for the quarter ended March 31, 2026 and for the year ended March 31, 2026 ("Statement"), attached herewith, being submitted by the Holding Company pursuant to the requirement of Regulation 33 of the SEBI (Listing Obligations and Disclosure Requirements) Regulations, 2015, as amended ("Listing Regulations").

In our opinion and to the best of our information and according to the explanations given to us and based on the consideration of the report of the other auditor on separate audited financial statements of the subsidiary, the Statement:

- i. includes the results of the following entities:

S. No.	Name of the Entity	Relationship
1.	Happy Forgings Limited	Holding Company
2.	HFL Technologies Private Limited	Subsidiary


- ii. are presented in accordance with the requirements of the Listing Regulations in this regard; and
iii. gives a true and fair view in conformity with the applicable accounting standards, and other accounting principles generally accepted in India, of the consolidated net profit and other comprehensive income and other financial information of the Group for the quarter and for the year ended March 31, 2026.

Basis for Opinion

We conducted our audit in accordance with the Standards on Auditing (SAs), as specified under Section 143(10) of the Companies Act, 2013, as amended ("the Act"). Our responsibilities under those Standards are further described in the "Auditor's Responsibilities for the Audit of the Consolidated Financial Results" section of our report. We are independent of the Group in accordance with the 'Code of Ethics' issued by the Institute of Chartered Accountants of India together with the ethical requirements that are relevant to our audit of the financial statements under the provisions of the Act and the Rules thereunder, and we have fulfilled our other ethical responsibilities in accordance with these requirements and the Code of Ethics. We believe that the audit evidence obtained by us and other auditors in terms of their reports referred to in "Other Matter" paragraph below, is sufficient and appropriate to provide a basis for our opinion.

Management's Responsibilities for the Consolidated Financial Results

The Statement has been prepared on the basis of the consolidated annual financial statements. The Holding Company's Board of Directors are responsible for the preparation and presentation of the Statement that give a true and fair view of the net profit and other comprehensive income and other financial information of the Group in accordance with the applicable accounting standards prescribed under section 133 of the Act read with relevant rules issued thereunder and other accounting principles generally accepted in India and in compliance with Regulation 33 of the Listing Regulations. The respective Board of Directors of the companies included in the Group are responsible for maintenance of adequate accounting records in accordance with the provisions of the Act for safeguarding of the assets of their respective companies and for preventing and detecting frauds and other irregularities; selection and application of appropriate accounting policies; making judgments and estimates that are reasonable and prudent; and the design, implementation and maintenance of adequate internal financial controls, that were operating effectively for ensuring the accuracy and completeness of the accounting records,



S.R. BATLIBOI & CO. LLP

Chartered Accountants

relevant to the preparation and presentation of the Statement that give a true and fair view and are free from material misstatement, whether due to fraud or error, which have been used for the purpose of preparation of the Statement by the Directors of the Holding Company, as aforesaid.

In preparing the Statement, the respective Board of Directors of the companies included in the Group are responsible for assessing the ability of their respective companies to continue as a going concern, disclosing, as applicable, matters related to going concern and using the going concern basis of accounting unless management either intends to liquidate the Group or to cease operations, or has no realistic alternative but to do so.

The respective Board of Directors of the companies included in the Group are also responsible for overseeing the financial reporting process of their respective companies.

Auditor's Responsibilities for the Audit of the Consolidated Financial Results

Our objectives are to obtain reasonable assurance about whether the Statement as a whole is free from material misstatement, whether due to fraud or error, and to issue an auditor's report that includes our opinion. Reasonable assurance is a high level of assurance, but is not a guarantee that an audit conducted in accordance with SAs will always detect a material misstatement when it exists. Misstatements can arise from fraud or error and are considered material if, individually or in the aggregate, they could reasonably be expected to influence the economic decisions of users taken on the basis of the Statement.

As part of an audit in accordance with SAs, we exercise professional judgment and maintain professional skepticism throughout the audit. We also:

- Identify and assess the risks of material misstatement of the Statement, whether due to fraud or error, design and perform audit procedures responsive to those risks, and obtain audit evidence that is sufficient and appropriate to provide a basis for our opinion. The risk of not detecting a material misstatement resulting from fraud is higher than for one resulting from error, as fraud may involve collusion, forgery, intentional omissions, misrepresentations, or the override of internal control.
- Obtain an understanding of internal control relevant to the audit in order to design audit procedures that are appropriate in the circumstances. Under Section 143(3)(i) of the Act, we are also responsible for expressing our opinion on whether the company has adequate internal financial controls with reference to financial statements in place and the operating effectiveness of such controls.
- Evaluate the appropriateness of accounting policies used and the reasonableness of accounting estimates and related disclosures made by the Board of Directors.
- Conclude on the appropriateness of the Board of Directors' use of the going concern basis of accounting and, based on the audit evidence obtained, whether a material uncertainty exists related to events or conditions that may cast significant doubt on the ability of the Group to continue as a going concern. If we conclude that a material uncertainty exists, we are required to draw attention in our auditor's report to the related disclosures in the Statement or, if such disclosures are inadequate, to modify our opinion. Our conclusions are based on the audit evidence obtained up to the date of our auditor's report. However, future events or conditions may cause the Group to cease to continue as a going concern.
- Evaluate the overall presentation, structure and content of the Statement, including the disclosures, and whether the Statement represent the underlying transactions and events in a manner that achieves fair presentation.
- Obtain sufficient appropriate audit evidence regarding the financial information of the entity within the Group of which we are the independent auditors to express an opinion on the Statement. We are responsible for the direction, supervision and performance of the audit of the financial information of such entities included in the Statement of which we are the independent auditors. For the other entity included in the Statement, which has been audited by other auditors, such other auditors remain responsible for the direction, supervision and performance of the audits carried out by them. We remain solely responsible for our audit opinion.

We communicate with those charged with governance of the Holding Company and such other entity included in the Statement of which we are the independent auditors regarding, among other matters, the planned scope and timing of the audit and significant audit findings, including any significant deficiencies in internal control that we identify during our audit. We also provide those charged with governance with a statement that we have complied with relevant ethical requirements regarding independence, and to communicate with them all relationships and



S.R. BATLIBOI & Co. LLP

Chartered Accountants

other matters that may reasonably be thought to bear on our independence, and where applicable, related safeguards.

We also performed procedures in accordance with the Master Circular issued by the Securities Exchange Board of India under Regulation 33 (8) of the Listing Regulations, to the extent applicable.

Other Matter

The accompanying Statement includes the audited financial statements and other financial information, in respect of:

- One subsidiary, whose financial statements include total assets of Rs 86.50 lacs as at March 31, 2026, total revenues of Rs Nil and Rs Nil, total net (loss) after tax of Rs. 0.06 lacs and Rs. 1.12 lacs, total comprehensive loss of Rs. 0.06 lacs and Rs. 1.12 lacs for the quarter and the year ended on that date respectively, and net cash inflows of Rs. 10.64 lacs for the year ended March 31, 2026, as considered in the Statement which have been audited by their respective independent auditor.

The independent auditor's report on the financial statements of the entity has been furnished to us by the Management and our opinion on the Statement in so far as it relates to the amounts and disclosures included in respect of the subsidiary is based solely on the reports of such auditors and the procedures performed by us as stated in paragraph above. Our opinion on the Statement is not modified in respect of this matter with respect to our reliance on the work done and the reports of the other auditor.

The Statement includes the results for the quarter ended March 31, 2026 being the balancing figures between the audited figures in respect of the full financial year ended March 31, 2026 and the published unaudited year-to-date figures up to the end of the third quarter of the current financial year, which were subjected to a limited review by us, as required under the Listing Regulations.

For **S.R. Batliboi & Co. LLP**

Chartered Accountants

ICAI Firm Registration Number: 301003E/E300005



per **Pravin Tulsyan**

Partner

Membership No.: 108044

UDIN: 26108044VMZGHY2896

Place: Gurugram

Date: May 21, 2025






Statement of Audited Consolidated Financial Results for the quarter and year ended March 31, 2026
(All amount in Rs. lacs, except per share data and unless otherwise stated)

Sl. No.	Particulars	Quarter Ended			Year Ended	
		March 31, 2026 (Audited)	December 31, 2025 (Unaudited)	March 31, 2025 (Audited)	March 31, 2026 (Audited)	March 31, 2025 (Audited)
		Refer Note 10		Refer Note 10		
	Income					
1	Revenue from operations	42,383.97	39,130.70	35,197.23	1,54,633.56	1,40,889.47
2	Other income	604.65	816.31	1,002.58	3,081.01	3,745.01
3	Total Income (A)	42,988.62	39,947.01	36,199.81	1,57,714.57	1,44,634.48
4	Expenses					
	Cost of raw materials and components consumed	15,798.65	15,392.91	14,447.90	60,676.81	60,277.81
	Changes in inventories of finished goods, work-in-progress and scrap	1,430.13	695.25	105.83	2,504.00	(1,111.16)
	Employee benefits expense	3,638.76	3,438.55	3,225.07	13,658.30	12,481.56
	Finance costs	381.31	246.45	245.05	1,047.31	753.33
	Depreciation and amortisation expense	2,450.85	2,242.72	2,028.26	8,904.29	7,706.11
	Other expenses	8,182.35	7,564.15	7,191.33	30,725.60	28,571.49
5	Total expenses (B)	31,882.05	29,580.03	27,243.44	1,17,516.31	1,08,679.14
6	Profit before tax (C=A-B)	11,106.57	10,366.98	8,956.37	40,198.26	35,955.34
7	Tax expense					
	Current tax (net)	2,379.47	2,222.18	2,058.93	9,145.76	8,394.45
	Adjustments of current tax relating to earlier years	-	(157.29)	-	(157.29)	89.20
	Deferred tax	370.72	408.02	134.43	1,046.94	728.06
8	Total tax expense (D)	2,750.19	2,472.91	2,193.36	10,035.41	9,211.71
9	Profit for the period/ year (E=C-D)	8,356.38	7,894.07	6,763.01	30,162.85	26,743.63
10	Other comprehensive income/(loss)(OCI)					
	Other comprehensive income not to be reclassified to profit or loss in subsequent period/ year					
	Remeasurement gain on defined benefit plans	82.61	87.00	0.64	184.89	30.55
	Less : Income tax effect on above	(20.79)	(21.90)	(0.16)	(46.53)	(7.69)
		61.82	65.10	0.48	138.36	22.86
	Other comprehensive income/(loss) to be reclassified to profit or loss in subsequent period/ year					
	Net movement on effective portion of cash flow hedges	142.99	153.77	(165.77)	(319.30)	170.44
	Less: Income tax effect on above	(35.99)	(38.70)	41.72	80.36	(42.90)
		107.00	115.07	(124.05)	(238.94)	127.54
	Total other comprehensive income/(loss)/(OCI), net of tax (F)	168.82	180.17	(123.57)	(100.58)	150.40
11	Total comprehensive income for the period/ year net of tax (G=E+F)	8,525.20	8,074.24	6,639.44	30,062.27	26,894.03
12	Paid-up equity share capital (Face value of Rs. 2/- per share)	1,887.01	1,886.56	1,884.84	1,887.01	1,884.84
13	Other equity				2,10,925.49	1,83,069.77
14	Earnings per share (EPS): (In Rs.) (Nominal value Rs 2/- per share)					
	(i) Basic	8.86	8.37	7.18	31.99	28.39
	(ii) Diluted	8.84	8.36	7.18	31.92	28.37
		(Not annualised)	(Not annualised)	(Not annualised)	(Annualised)	(Annualised)

See accompanying notes to the Audited Consolidated Financial Results

Cont.



Happy Forgings Limited

(CIN No.: L28910PB1979PLC004008)

Regd. B-XXIX-2254/1, Kanganwal Road, P.O. Jugiana, Ludhiana 141120, Punjab

Tel No.: 0161-5217162 Email: complianceofficer@happyforgingsltd.co.in Website: https://happyforgingsltd.com



Notes to Audited Consolidated Financial Results:

1. Consolidated Statement of Assets and Liabilities:

(All amount in Rs. lacs, except per share data and unless otherwise stated)

Particulars	As at March 31, 2026 (Audited)	As at March 31, 2025 (Audited)
I ASSETS		
Non-current assets		
Property, plant and equipment	1,09,738.34	89,959.56
Capital work-in-progress	22,941.19	11,638.67
Intangible assets	1,103.98	811.68
Intangible assets under development	805.99	641.65
Financial assets:		
(i) Other financial assets	4,072.22	15,110.06
Non current tax assets (Net)	87.37	-
Other non current assets	17,421.62	11,497.02
Total non-current assets	1,56,170.71	1,29,658.64
Current assets		
Inventories	23,275.54	23,242.03
Financial assets:		
(i) Trade receivables	39,478.08	42,653.85
(ii) Cash and cash equivalents	2,571.66	1,294.61
(iii) Bank balance other than (ii) above	2,722.34	12,361.31
(iv) Loans	18.89	33.26
(v) Other financial assets	13,857.27	2,934.66
(vi) Investment	23,703.06	7,958.46
Other current assets	1,483.22	1,385.44
Total current assets	1,07,110.06	91,863.62
TOTAL ASSETS	2,63,280.77	2,21,522.26
II EQUITY AND LIABILITIES		
Equity		
Equity share capital	1,887.01	1,884.84
Other equity	2,10,925.49	1,83,069.77
Total equity	2,12,812.50	1,84,954.61
Non-current liabilities		
Deferred tax liabilities (net)	4,899.35	3,932.78
Total non-current liabilities	4,899.35	3,932.78
Current liabilities		
a. Financial liabilities		
(i) Borrowings	32,962.25	22,799.01
(ii) Trade payables		
Total outstanding dues of micro enterprises and small enterprises	1,462.78	766.58
Total outstanding dues of creditors other than micro enterprises and small enterprises	4,481.05	3,769.81
(iii) Other financial liabilities	3,749.78	2,528.40
Other current liabilities	2,570.01	1,935.17
Employee benefit obligations	343.05	485.51
Liabilities for current tax (net)	-	350.39
Total current liabilities	45,568.92	32,634.87
Total liabilities	50,468.27	36,567.65
TOTAL EQUITY AND LIABILITIES	2,63,280.77	2,21,522.26

Cont.



Happy Forgings Limited
(CIN No.: L28910PB1979PLC004008)
Regd. B-XXIX-2254/1, Kanganwal Road, P.O. Jugiana, Ludhiana 141120, Punjab
Tel No.: 0161-5217162 Email: complianceofficer@happyforgingsltd.co.in Website: https://happyforgingsltd.com



Notes to Audited Consolidated Financial Results:

2. Audited Consolidated Statement of Cash Flows for the year ended March 31, 2026
(All amount in Rs. lacs, except per share data and unless otherwise stated)

Particulars	For the Year ended March 31, 2026 (Audited)	For the Year ended March 31, 2025 (Audited)
A. OPERATING ACTIVITIES		
Profit before tax	40,198.26	35,955.34
Adjustments to reconcile profit before tax to net cash flows		
Depreciation and amortization expense	8,904.29	7,706.11
(Gain)/Loss on disposal of property, plant and equipment	(9.99)	12.06
Interest income on term deposits with bank	(1,595.03)	(2,113.26)
Interest Income from other financial assets at amortised cost	(147.35)	(252.90)
Interest Income on electricity deposit	(69.73)	(66.15)
Gain on fair valuation of current investment measured at fair value through profit and loss (Unrealised)	(739.35)	(58.46)
Gain on sale of Investment	(341.42)	-
Property, plant and equipment written off	66.13	23.30
Gain on Foreign Exchange variation (net)	250.27	(141.38)
Provisions for doubtful receivables, advances and deposits	88.89	20.90
Finance costs	1,047.31	753.33
Share-based payment expense	245.61	508.66
Operating profit before working capital changes	47,897.89	42,347.55
Working capital adjustments:		
(Increase) in inventories	(33.51)	(825.44)
Decrease/(Increase) in trade receivables	3,459.54	(6,698.81)
Decrease in other financial assets and loans	498.93	1,394.39
Decrease in other assets	12.27	1,701.04
Increase/(Decrease) in trade payable	1,407.44	(1,017.33)
Increase/(Decrease) in other financial liabilities	54.08	(434.39)
Increase in other liabilities	633.11	1,018.35
(Decrease)/Increase in short term provisions	(142.46)	70.51
Net Cash generated from operations	53,787.29	37,555.87
Less: Income tax paid (net of refund)	(9,320.54)	(8,322.63)
Net Cash flow from operating activities (A)	44,466.75	29,233.24
B. INVESTING ACTIVITIES		
Payments for acquisition of property, plant and equipment (including capital work in progress, capital creditors and capital advances)	(45,431.69)	(27,113.11)
Payments for acquisition of intangible assets and intangible assets under development	(693.94)	(972.06)
Proceeds from sale of property, plant and equipment	24.97	29.16
Investment in mutual fund	(44,419.99)	(7,900.00)
Proceeds from sale of mutual fund	29,756.01	-
Proceeds from fixed deposit with bank	27,670.43	36,453.14
Investment in fixed deposit with bank	(18,709.99)	(34,470.44)
Interest received	2,121.33	1,953.08
Net cash flow (used in) investing activities (B)	(49,682.87)	(32,020.23)
C. FINANCING ACTIVITIES		
Proceeds from issue of share capital including securities premium (net of share issue expenses)	205.70	70.90
Availment of short-term borrowing (net)	10,233.36	8,455.68
Repayments of long term borrowings	(70.00)	-
Interest paid	(1,047.43)	(741.04)
Dividend paid on equity shares	(2,828.46)	(3,768.21)
Net cash flow from financing activities (C)	6,493.17	4,017.33
Net Increase in cash and cash equivalents (A+B+C)	1,277.05	1,230.34
Cash and cash equivalents at the beginning of the year	1,294.61	64.27
Cash and cash equivalents as at year end	2,571.66	1,294.61
Cash and cash equivalents comprise of the following:		
Components of cash and cash equivalent		
Cash on hand	2.71	12.85
Balance with banks :		
-On current accounts	2,568.95	1,281.76
Cash and cash equivalent as at year end	2,571.66	1,294.61



[Handwritten Signature]



HAPPY FORGINGS LIMITED

HAPPY FORGINGS LIMITED

Regd. B-XXIX-2254/1, Kanganwal Road, P.O. Jugiana, Ludhiana 141120, Punjab

Notes to Audited Consolidated Financial Results:

3. The above audited consolidated financial results of Happy Forgings Limited (the "Holding Company") and its wholly owned subsidiary, HFL Technologies Private Limited, incorporated on March 16, 2024 (the Holding Company and its wholly owned subsidiary together referred to as "the Group").
4. The Group's above audited consolidated financial results for the quarter and year ended March 31, 2026, have been prepared in accordance with the recognition and measurement principles of Indian Accounting Standards (IND AS) as prescribed under section 133 of the Companies Act, 2013 read with Rule 3 of the Companies (Indian Accounting Standards) Rules, 2015, as amended and Regulation 33 of the SEBI (Listing Obligations and Disclosure Requirements) Regulations 2015.
5. The above audited consolidated financial results of the Group for the quarter and year ended March 31, 2026, have been reviewed and recommended by the Audit Committee and approved by the Board of Directors in their respective meetings held on May 21, 2026. The Statutory auditors have expressed an unmodified audit opinion on these results.
6. The Group manufactures "Auto components and Engineering parts", and the management reviews the performance of the Group as a single operating segment in accordance with Ind AS-108 "Operating Segments" notified pursuant to the Companies (Indian Accounting Standard) Rules 2015. Accordingly, no separate segment information has been furnished herewith.
7. The Board of Directors and the Shareholders of the Holding Company had approved Employee Stock Option Scheme namely "HAPPY FORGINGS ESOP SCHEME 2023" (the "Plan") in their meeting held on July 31, 2023. During the quarter ended September 30, 2023, the Holding Company granted 3,92,687 options to eligible employees.

The following table summarizes the number of options forfeited and exercised under "HAPPY FORGINGS ESOP SCHEME 2023", during each period presented:

Particulars	Quarter Ended			Year Ended	
	March 31, 2026 (Audited)	December 31, 2025 (Unaudited)	March 31, 2025 (Audited)	March 31, 2026 (Audited)	March 31, 2025 (Audited)
Options Forfeited	Nil	Nil	Nil	2,544	14,453
Options Exercised	22,540	23,651	17,375	108,261	37,318

8. Effective November 21, 2025, the Government of India has notified the four labour codes, consolidating multiple existing labour legislations into a unified framework as follows Code on Wages, 2019, Code on Social Security, 2020, Industrial Relations Code, 2020 and Occupational Safety, Health and Working Conditions Code 2020 (collectively referred to as the "New Labour Codes"). These legislative changes have revised the definition of wages for the purpose of computation of employee benefits and expanded the scope and eligibility of certain employee related social security benefits.

Based on Group's assessment information currently available and consistent with the FAQs on key accounting implications arising from the New Labour Codes issued by the institute of Chartered Accountants of India, the provisions currently in force do not have a material impact on the consolidated



[Handwritten signature]



HAPPY FORGINGS LIMITED

HAPPY FORGINGS LIMITED

Regd. B-XXIX-2254/1, Kanganwal Road, P.O. Jugiana, Ludhiana 141120, Punjab

Notes to Audited Consolidated Financial Results

financial results of the Group. However, considering that this is an emerging area and that the Central Government has notified the relevant rules on May 08, 2026, while the corresponding state-level rules are yet to be notified, the Group will continue to monitor further developments and will account for any impact, as appropriate, based on future regulatory updates.

9. The Board of Directors have recommended a total dividend of Rs. 4.00 per equity share of face value of Rs. 2.00 per share for the financial year 2025-26, subject to the approval of the shareholders at the ensuing annual general meeting of the Holding Company.
10. The figures for the last quarter ended March 31, 2026 as reported in these consolidated financial results being the balancing figure between the audited figures in respect of the full financial year ended March 31, 2026 and the published unaudited consolidated year-to-date figures up to the third quarter of the current financial year, which were subjected to a limited review by our statutory auditors.
11. The audited consolidated financial results of Happy Forgings Limited will be made available on Holding Company's website www.happyforgingsltd.com and on the websites of BSE www.bseindia.com and NSE www.nseindia.com.


For and on behalf of the Board of Directors of
Happy Forgings Limited



Ashish Garg
Mr. Ashish Garg
Managing Director
DIN: 01829082



Place: Ludhiana
Date: May 21, 2026



HAPPY FORGINGS LIMITED

Annexure A

May 21, 2026

To

BSE Limited 1st Floor, New Trading Ring, Rotunda Building, Phiroze Jeejeebhoy Towers, Dalal Street, Mumbai 400001 Scrip Code: 544057	National Stock Exchange of India Ltd Exchange Plaza, 5th Floor, Plot No. C/1, G block, Bandra-Kurla Complex, Bandra (E), Mumbai 400051. Symbol: HAPPYFORGE
---	---

Sub : Declaration pursuant to Regulation 33(3)(d) of SEBI(LODR) Regulations, 2015 in respect of Audit Reports with unmodified opinion for the financial year ended 31st March 2026.

Dear Sir(s)/ Madam(s),

Pursuant to SEBI regulations and circulars, it is hereby declared that the Auditors of the Company, S.R. Batliboi & Co. LLP, Chartered Accountants, have issued the Audit Reports for the Financial Statements(Standalone & Consolidated) as prepared under the Companies Act, 2013 and under the SEBI(Listing Obligations and Disclosure Requirements) Regulations, 2015 for the financial year ended March 31, 2026 with unmodified opinion.

Kindly take the above information on your record.

Thanking you,

FOR HAPPY FORGINGS LIMITED

Pankaj Kumar Goyal
Chief Financial Officer
B-XXIX-2254/1, Kanganwal Road,
P.O. Jugiana, Ludhiana, Punjab, 141120



www.happyforgingsltd.com
mail@happyforgingsltd.com
marketing@happyforgingsltd.com




Regd. Off. & Plant-I :
B-XXIX-2254/1, Kanganwal Road,
P.O. Jugiana, Ludhiana - 141 120 Punjab.



Plant-II :
H.B. NO: 220, P.O. Rajgarh,
Village-Dugri, Ludhiana - 141 421 Punjab.

CIN No. L28910PB1979PLC004008



Statement of Deviation/Variation in utilization of funds raised.

Name of listed entity	Happy Forgings Limited
Mode of Fund Raising	Public Issue
Date of Raising funds	December 22, 2023 (Date of Allotment)
Amount Raised	1008.60 crores (608.60 crore as Offer for Sale and 400.00 crores as Fresh Issue)
Report filed for Quarter ended	March 31, 2026
Monitoring Agency	Applicable
Monitoring Agency Name, if applicable	ICRA Limited
Is there a Deviation/Variation in use of funds raised	No
If yes, whether the same is pursuant to change in terms of a contract or objects, which was approved by the shareholders	Not Applicable
If Yes, Date of shareholder Approval	Not Applicable
Explanation for the Deviation/Variation	Not Applicable
Comments of the Audit Committee after review	No Comments
Comments of the auditors, if any	No Comments

Objects for which funds have been raised and where there has been a deviation, in the following table						
Original Object	Modified Object, if any	Original Allocation (Rs. In Crores)	Modified allocation, if any	Funds Utilised (Rs. In Crores)	Amount of Deviation/ Variation for the quarter according to applicable object	Remarks if any
Purchase of equipment, plant and machinery	Not Applicable	171.126	Not Applicable	171.126	Nil during the quarter	The company has taken reimbursement for INR 76.469 crore, which has been incurred earlier from its internal accruals in Q4FY25, Q1FY26 and Q2FY26
Prepayment of all or a portion of certain outstanding borrowings availed by our Company	Not Applicable	152.760	Not Applicable	Nil during the quarter	Nil during the quarter	The entire amount was utilized. Hence, no outstanding amount.



<i>General Corporate Purpose</i>	Not Applicable	53.937	Not Applicable	Nil during the quarter	Nil during the quarter	The entire amount was utilized. Hence, no outstanding amount.
Total		377.823		171.126	0	

Note: Difference, if any, in the amounts is due to rounding off of the figures.

Deviation or variation could mean:

- Deviation in the objects or purposes for which the funds have been raised or
- Deviation in the amount of funds actually utilized as against what was originally disclosed or
- Change in terms of a contract referred to in the fund-raising document i.e. prospectus, letter of offer, etc.

Sincerely,

For Happy Forgings Limited

Bindu Garg
Bindu Garg
Company Secretary & Compliance Officer
M.N.: F6997
BXXIX-2254/1, Kanganwal Road, P.O.
Jugiana, Ludhiana, Punjab, 141120



For Happy Forgings Limited

Pankaj Kumar Goyal
Pankaj Kumar Goyal
Chief Financial Officer

BXXIX-2254/1, Kanganwal Road, P.O.
Jugiana, Ludhiana, Punjab, 141120