GSTIN : 06AAICT8984B1Z0

TIPCO ENGINEERING INDIA LIMITED

Manufacturers of Reaction Vessels, Grinding Mills, Dispensers, Paints-Inks & Chemical Machineries

Plot No. 1658, Phase 1, Sector 38, Sonipat, Industrial Estate Rai, Sonipat, Haryana, 131029
T. +91 130 4013336 **Toll Free No.** 1800 1020 229 **M.** +91 74194 03004
E. tipcoipo@gmail.com, cscompliance@tipcoengineering.com
W. www.tipcoengineering.com

Date: November 27, 2026

To,
BSE Limited
Listing & Compliance Department
Phiroze Jeejeebhoy Towers,
Dalal Street, Mumbai, 400001, Maharashtra

Company Symbol : TIPCO
Company Scrip Code : 544740

Sub: Investor Presentation under Regulation 30 of Securities and Exchange Board of India (Listing Obligations and Disclosure Requirements) Regulations, 2015.

Dear Sir/Madam,

Pursuant to Regulation 30 of the Securities and Exchange Board of India (Listing Obligations and Disclosure Requirements) Regulations, 2015, please find enclosed herewith the Investor Presentation on the Un-Audited Financial Results for the half year ended September 30,2026.

This above-mentioned information is also available on the website of the Company www.tipcoengineering.com

You are requested to kindly take the above on your records.

Thanking you,

For Tipco Engineering India Limited
(Formerly Known as "Tipco Engineering India Private Limited")

RITESH SHARMA
Digitally signed by RITESH SHARMA
Date: 2026.11.27 13:16:02 +05'30'

Ritesh Sharma
Chairperson and Managing Director
DIN: 08358943

Place: Rai, Sonipat

Encl.: as above

TIPCO ENGINEERING INDIA LTD

H1 FY27 INVESTOR PRESENTATION

www.tipcoengineering.com | +91 8826176988 | investors@tipcoengineering.com

DISCLAIMER

This presentation and the accompanying slides (the "Presentation") have been prepared by Tipco Engineering India Limited ("Tipco" or "the Company") solely for informational purposes. They do not constitute an offer, recommendation, or invitation to purchase or subscribe to any securities, nor should they form the basis of, or be relied upon in connection with, any contract or binding commitment whatsoever. Any offering of the Company's securities will be made only through a statutory offering document containing detailed information about the Company.

The information in this Presentation is based on data considered reliable by the Company; however, no representation or warranty, express or implied, is made regarding the accuracy, completeness, fairness, or reasonableness of its contents. This Presentation may not be exhaustive and may omit information that could be material. The Company expressly disclaims any liability arising from the use of, or omissions in, this Presentation.

This Presentation may include statements relating to the Company's market opportunities and business outlook, which constitute forward-looking statements. These statements are not guarantees of future performance and are subject to known and unknown risks, uncertainties, and assumptions that are difficult to predict. The proposed acquisitions and preferential issue described herein remain subject to shareholder, BSE and other regulatory approvals.Such risks and uncertainties include, but are not limited to, the performance of the Indian economy and global markets, industry dynamics in India and internationally, competitive factors, the Company's ability to execute its strategy, future growth and expansion, technological developments, changes in revenue, income or cash flows, market preferences, and exposure to market risks.

Actual results, performance, or achievements of the Company may differ materially and adversely from those expressed or implied in this Presentation. The Company undertakes no obligation to update any forward-looking statements contained herein. Any forward-looking statements or projections made by third parties and included in this Presentation are not endorsed by the Company, and the Company assumes no responsibility for such statements.

TABLE OF CONTENTS

01 | H1 FY 27 Highlights | 5

02 | Proposed Restructuring | 10

03 | Company Overview | 20

04 | Business Overview | 24

05 | Financial Overview | 31





TIPCO is an integrated process equipment manufacturer with expertise in design, installation and automation. With new capacity, a defence and automation subsidiary and the proposed consolidation of promoter group businesses, it is positioned to capture India's manufacturing upcycle and rising global demand.

Leveraging Process Expertise to Drive Scalable Manufacturing Growth



H1 FY27

HIGHLIGHTS

Management Commentary on

H1 FY27 Financial Performance

H1 FY27 has been a good half for TIPCO. Total Income came in at **₹7,402.48 Lakhs**, up **47.28%** from the same period last year, with **EBITDA of ₹2,349.18 Lakhs** and **PAT of ₹1,650.41 Lakhs**.

This half we also prepared for our next phase of growth. On capacity, we have bought **land in Satara**, are expanding at Sonipat and have since signed a letter of intent to lease a new shed in Pune, with total planned **capex of around ₹60 crore**. **Our tie-up with LexaMix** will help us build equipment in India using German technology and standards. We have also set up a subsidiary for defence, robotics and automation and secured DRDO/HEMRL vendor approval. We are confident these steps will add meaningfully to growth in the coming years.

We are also restructuring the group. We propose to **acquire 100% of Ranks Precision** and have agreed to **acquire the business of Hanutech Engineering Solutions**. This will bring together the manufacturing capabilities of the three entities, improving scale, operating efficiency and financial strength.

- Mr Ritesh Sharma
Chairperson & Managing Director



H1 FY27

Financial Highlights – Standalone

	Total Income	YoY Growth	EBITDA	YoY Growth	EBITDA Margin	YoY Expansion	Net Profit	YoY Growth	Net Profit Margin	YoY Expansion
H1 FY27	**₹74.02 Cr**	**47.28%**	**₹23.49 Cr**	**71.99%**	**31.74%**	**456 Bps**	**₹16.50 Cr**	**92.37%**	**22.30%**	**523 Bps**
FY26 Full Year	**₹146.07 Cr**	**9.54%**	**₹38.90 Cr**	**62.46%**	**26.63%**	**867 Bps**	**₹25.31 Cr**	**65.78%**	**17.32%**	**588 Bps**

H1 FY27

Profit & Loss Statement - Standalone



In ₹ Crore

Particulars	H1 FY27	H1 FY26	YoY	FY26	FY25	YoY
Net Sales	73.64	50.31		145.28	133.14	
Other Income	0.39	(0.04)		0.79	0.21	
Total Income	**74.02**	**50.26**	**47.28%**	**146.07**	**133.35**	**9.54%**
Expenses						
Raw material	42.88	31.93		94.41	100.27	
Employee Benefit Expenses	2.95	1.96		4.77	3.26	
Other Expenses	4.70	2.72		7.98	5.88	
Total Expenditure	**50.53**	**36.60**		**107.17**	**109.40**	
EBITDA	**23.49**	**13.66**	**71.99%**	**38.90**	**23.94**	**62.46%**
EBITDA (%)	**31.74%**	**27.18%**	**456 bps**	**26.63%**	**17.95%**	**867 bps**
Interest	2.54	2.31		5.72	4.62	
Depreciation	0.32	0.29		0.63	0.64	
PBT	**20.64**	**11.07**		**32.55**	**18.68**	
Tax Expense (Including Deferred Tax)	4.13	2.49		7.24	3.41	
Net Profit	**16.50**	**8.58**	**92.37%**	**25.31**	**15.26**	**65.78%**
NPM (%)	**22.30%**	**17.07%**	**523 bps**	**17.32%**	**11.45%**	**588 bps**
EPS (₹)	7.95	5.58		16.44	9.96	

H1 figures, including EPS, are not annualised.

Total Income
₹74.02 Cr
↑ 47.28% YoY

EBITDA
₹23.49 Cr
↑ 71.99% YoY

Net Profit
₹16.50 Cr
↑ 92.37% YoY

NPM
22.30%
↑ 523 bps YoY

EPS (₹)
7.95

H1 FY27 – Business Developments



Consolidation of Group Businesses - Proposed acquisition of Ranks Precision (100%) and Hanutech's business undertaking brings all promoter group operating businesses under TIPCO.

Manufacturing Footprint Expansion - Acquired 3.26 acres in Satara (₹7.15 Cr); LOI signed (Nov 26) to lease a Pune shed; Sonipat expansion; total planned capex ~₹60 Cr.

Technology & Product Expansion - LexaMix partnership enables TIPCO to manufacture equipment in India using German technology and standards, supporting specialised applications in pharma, cosmetics and other industries.

Defence, Robotics & Automation - Formed TDTRPL (subsidiary) to enter the defence and advanced automation sectors; secured DRDO/HEMRL vendor approval.

Overview of Restructuring

Consolidating all promoter group businesses under TIPCO – expanding into excavator components, pumps, valves and industrial engineering

Ranks Precision Pvt. Ltd.

Inc. 2025 | Sonipat, Haryana
ISO 9001:2015 certified



Background

- Automotive, Engine & Under Carriage Components
- Precise Components for critical industries

Proposed Transaction

- 100% equity acquisition: ₹29.14 Cr
- Existing leadership to continue running

Hanutech Engineering Solutions

Est. 2021 | 450+ customers 25+ major plants delivered



Background

- Industrial pumps, valving solutions and fluid flow engineering equipment
- Turnkey plants for paints, coatings, inks, construction chemicals & adhesives

Proposed Transaction

- Acquisition of entire business undertaking: ₹30.35 Cr
- Existing partners to continue leading the business

RANKS

Precision Components for Mission-Critical Industries

Engineered for durability, performance and high-reliability applications.





Heavy Equipment

Excavator pins, bushings, track components and rock-breaker spares.



Defence Machinery

High-precision, high-strength components for mission-critical defence applications.

Our Strengths

- CNC Machining
- Precision Inspection
- Material Quality
- Custom Components

PRODUCT PORTFOLIO - Ranks Precision Pvt. Ltd. (Proposed Acquisition)

Precision excavator spares – pivot pins, bushings, lock & step collars and track adjuster pistons.



Excavator Bucket Pins



Pins, Bushings & Collars



Precision Fittings



Machined Components



Shafts, Sleeves & Housings







Product Range

- Pivot Pins
- Bushings
- Lock & Step Collars
- Track Adjuster Pistons

Tipco® ENGINEERING

HANUTECH

HanuTech Engineering Solutions

Design | Engineering | Manufacturing | Installation | Commissioning



HANUTECH

EST. 2021 | ISO 9001:2015

450+ Customers Served Across India

₹100Cr+ Sales Delivered Since 2021

Core Offerings



Hydraulic Piston Pumps



Valves & Instruments



Filters & Process Equipment

PRODUCT PORTFOLIO – HanuTech Engineering Solutions (Proposed Acquisition)

Industrial pumps, valving solutions and fluid flow engineering equipment, along with turnkey plants for paints, coatings, inks, construction chemicals & adhesives.

Self-Cleaning Filters
(50 – 500 micron)



Own Manufacturing

Filtration Skids
(SS304 with AODD pump)



Own Manufacturing

Semi-Automatic Filling Machines
(digital weighing)



Own Manufacturing

Hydraulic Piston Pumps
(twin-piston with power pack)



Own Manufacturing

Diaphragm Pumps
(Sandpiper)



Authorised Distribution

Gear & Lobe Pumps
(Viking)



Authorised Distribution

Metering Pumps
(Pulsafeeder)



Authorised Distribution

Control Valves & Actuators
(Aira Euro)



Authorised Distribution

Upcoming Product Lines

TORX Gear Pumps • Automatic & Retail Filling • Liquid Dispensing • Powder Conveying & Filling • H_2 Electrolyser Systems

Ranks Precision & Hanutech

FY26 financial performance

Amounts in ₹ crore

PARTICULARS	Ranks Precision Total Income	Hanutech Total Income
Total Revenue	**11.25**	**20.00**
EBITDA	**2.36**	**2.21**
EBITDA (%)	**21.02%**	**11.06%**
Net profit*	**1.60**	**1.49 (PBT)**
NPM (%)*	**14.18%**	**7.47% (PBT)**

*Hanutech is a partnership firm and is taxable; its profit and margin are shown before tax (PBT).

TIPCO: Rationale for Restructuring

Simplification of Group Structure

01. **One Listed Platform** – Ranks and Hanutech join TIPCO, leaving no promoter group operating business outside the listed entity
02. **Minority Shareholders Participate** – group growth and earnings accrue directly to TIPCO shareholders

Value Creation for Shareholders

03. **Earnings Accretion** – both acquisitions expected to be EPS accretive from Day 1 on FY27 earnings
04. **Faster-Growing Businesses** – Ranks and Hanutech (FY26 total income ₹11.25 Cr and ₹20.00 Cr) expected to outgrow TIPCO's existing operations

Growth & Deep-Tech Presence

05. **New Verticals with Deep-Tech Exposure** – excavator components, pumps, valves and turnkey plants, with semiconductor and defence exposure

Leadership & Alignment

06. **Aligned Ownership & Continuity** – Mr. Ritesh Sharma (promoter) to subscribe up to 36,00,000 of the 50,00,000 proposed warrants; with 16,00,000 of the 44,16,000 warrants allotted on Nov 12. Existing leadership of Ranks and Hanutech continues to run the businesses and acquires TIPCO equity

TIPCO: Transaction Mechanics

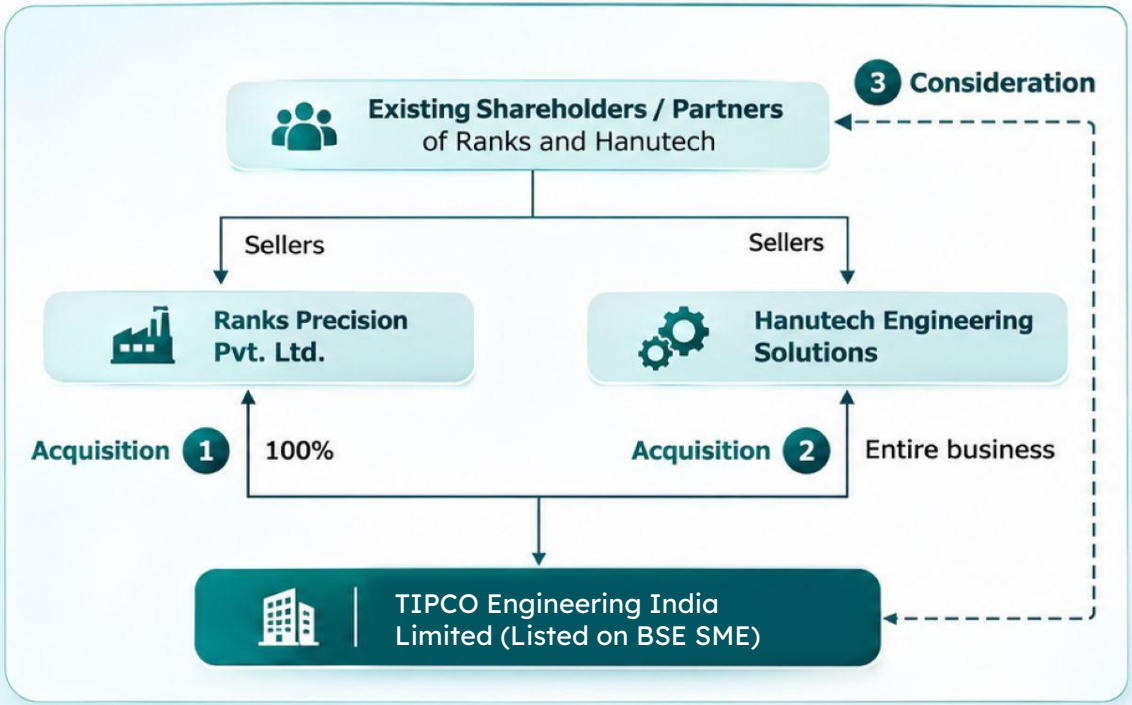

Transaction Steps	Action & Mechanics
Step 1: Acquisition of Ranks	Proposed acquisition of 100% equity share capital of Ranks Precision Pvt. Ltd.
Step 2: Acquisition of Hanutech	Agreement entered to acquire the entire business undertaking of Hanutech Engineering Solutions, a partnership firm.
Step 3: Funding	Preferential issue at ₹283 per share, up to ₹169.52 Cr: 9,90,000 shares (100% upfront) and 50,00,000 warrants (25% upfront, 75% within 18 months).

TIPCO: Resultant Structure

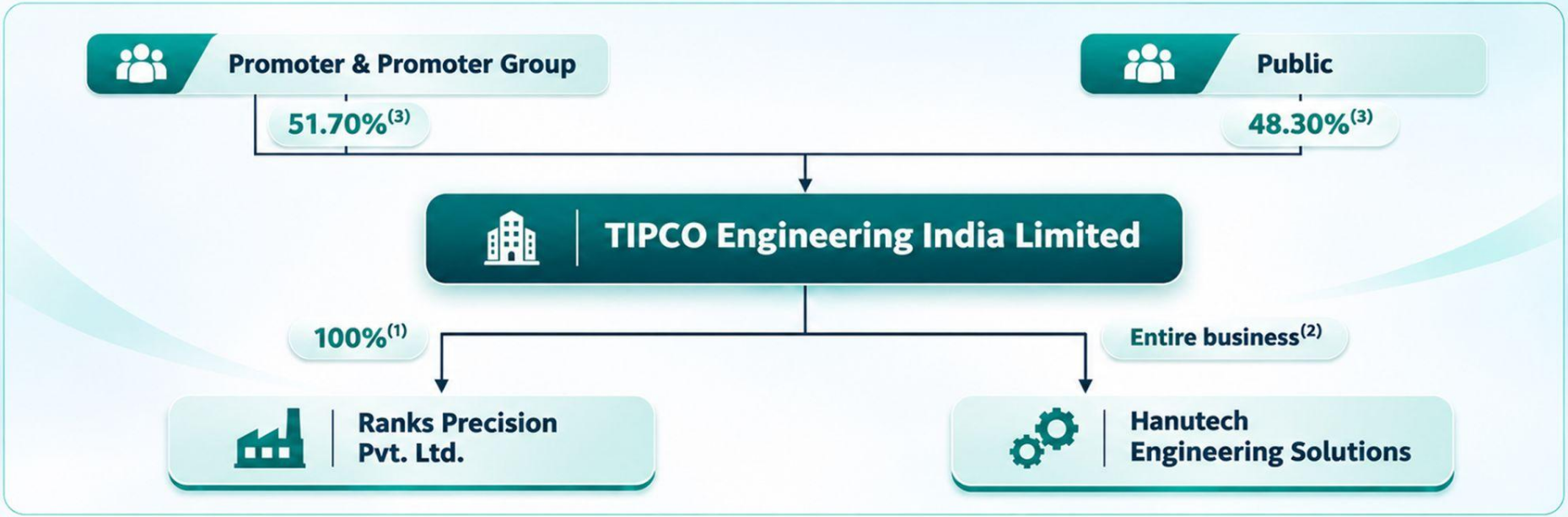

1. Ranks Precision Pvt. Ltd. to become a wholly-owned subsidiary (acquisition of 100% of its equity share capital)
2. Acquisition of the entire business undertaking of Hanutech Engineering Solutions (partnership firm)
3. Fully diluted post-issue: 3,32,75,984 shares (2,28,69,984 existing + 44,16,000 warrants allotted Nov 12, 2026 + 9,90,000 proposed shares + 50,00,000 proposed warrants). Source: EGM Notice dated Nov 18, 2026

Not shown above: TIPCO's subsidiary TDTRPL (defence and advanced automation).

TIPCO: Proceeds, Approvals & Timelines

Use of Proceeds

- Acquisition of Ranks Precision: **₹29.14 Cr** | Acquisition of Hanutech business: **₹30.35 Cr**
- Capex in subsidiaries: **₹42.22 Cr**
- Working capital: **₹25.44 Cr** | General corporate purposes: **₹42.37 Cr**
- Total preferential issue: up to **₹169.52 Cr**

Key Approvals

- Board approved **Nov 18**; EGM Dec **13, 2026**
- Authorised capital: **₹30 Cr** to **₹40 Cr**
- BSE in-principle approval: **pending**
- Monitoring agency (issue > **₹100 Cr**)

Timelines

- Acquisitions: by **Sep 30, 2027** | Subsidiary capex: by **Sep 30, 2028**
- Working capital and general corporate purposes: by **Mar 31, 2029**



COMPANY OVERVIEW

Tipco Engineering At A Glance: Scale, Capability & Track Record

TIPCO ENGINEERING INDIA LIMITED (“TIPCO”) is an integrated engineering and manufacturing company that designs, fabricates, assembles and supplies industrial process machinery under its Mill, Disperser and Homogenizer Series, serving paints & coatings, chemicals, printing inks, cosmetics, pharmaceuticals, food and specialty materials. From its Sonipat, Haryana facility, TIPCO follows a fully integrated in-house model – design, precision machining, fabrication, assembly, testing and dispatch – ensuring consistent quality, customisation and timely delivery.

The Company is ISO 9001:2015 certified and focuses on application-specific solutions. TIPCO has long-standing relationships with a diversified domestic customer base, is expanding into select export markets, and is led by a promoter team with strong engineering and operational expertise. It was listed on the BSE SME platform on April 1, 2026

Financial Snapshot (FY23 – FY26)

₹ 146 Crores	26.6 %	0.41x
Total Income (FY26)	FY26 EBITDA	FY26 D/E

20%	73%
Income CAGR	PAT CAGR

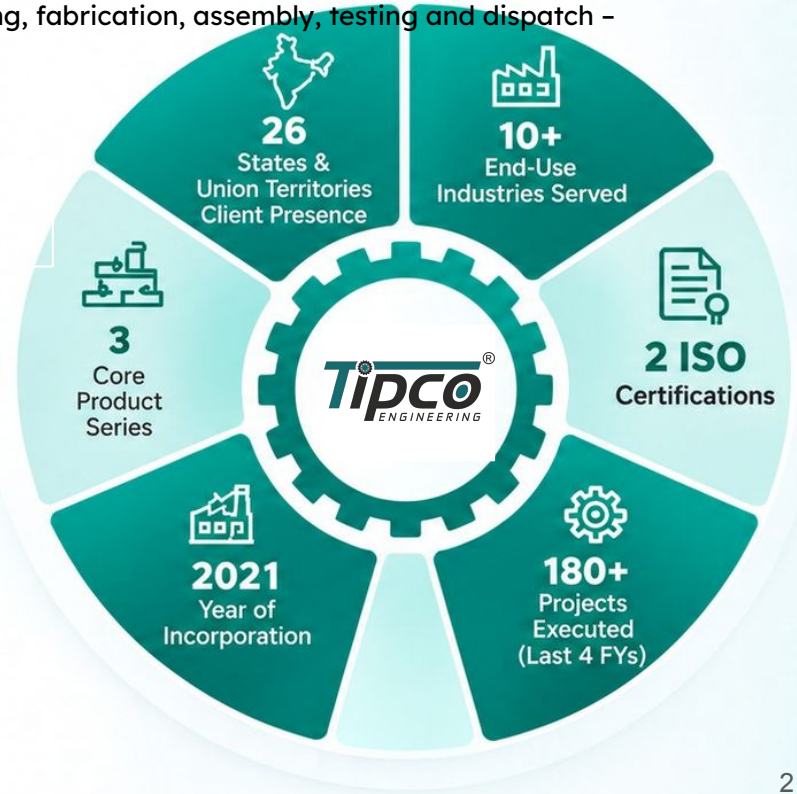

JOURNEY & KEY MILESTONES



EXPERIENCED PROMOTERS & LEADERSHIP TEAM

Mr. Ritesh Sharma (Promoter, Chairperson & MD)

Leads overall operations – machine manufacturing, trading, production, product development, sales, exports, turnkey project execution and quality & compliance. Over 18 years' experience in machine manufacturing with the Company since inception, he drives its strategic growth and operational excellence.

Ms. Sonia Sharma (Promoter & Whole-Time Director)

Leads HR, operation management and business administration; with the Company since its incorporation in 2021. Over 7 years' experience in machine manufacturing, including before incorporation; strengthens operational efficiency and organisational development.

Mr. Anup Kumar Singh (Non-Executive Director)

With 12 years of experience in engineering and industrial sales, he focuses on business expansion, proprietary products, and quality and operations.

Mr. Sanjay Kumar (Non-Executive Independent Director)

15 years' experience in management, innovation and business incubation. Non-Executive Independent Director since April 27, 2026. B.A., PG Diploma in Business Management and Ph.D. in Management and Commerce.

Mr. Patterson Thomas (Non-Executive Independent Director)

7 years' experience in corporate secretarial & compliance. Company Secretary (ICSI). Governance & statutory oversight.

Ms. Kirti Jain (Company Secretary & Compliance Officer)

M.Com, Company Secretary (ICSI) and LL.B., with ~4 years' experience in secretarial and compliance; with the Company since July 1, 2025. Responsible for statutory compliance and corporate governance.

Ms. Asha (HR Manager)

B.Sc., B.Ed., M.Sc.; 6 years' experience in HR management. Handles recruitment, onboarding, performance management, training, payroll, compliance and HR analytics.

Mr. G. Satya Prakash (Sales Head)

B.Tech (Mechanical Engineering); PG Diploma in Business Administration; 21 years' experience in sales & marketing. Leads sales strategy, domestic & export markets, pricing, client acquisition and team management.



BUSINESS OVERVIEW

END-TO-END PROCESS EQUIPMENT BUSINESS MODEL

Engineering & Product Design

- Application-oriented design and customisation to specific customer process requirements
- In-house engineering covering design, material selection and process optimisation
- Turnkey solutions at lab, pilot and industrial scale across industries
- Turnkey plants for water- and solvent-based inks, construction chemicals, adhesives and agrochemicals

Integrated Manufacturing & Quality Execution

- In-house machining, fabrication, assembly and testing
- ISO 9001:2015 certified quality systems for consistency and compliance
- High capacity utilisation supporting cost efficiency and delivery control

Customer Engagement & Repeat Business

- Direct sales with technical consultation and a solution-oriented approach
- Long-standing relationships built on performance and customisation
- Repeat orders across product categories supporting revenue stability



PRODUCT PORTFOLIO - MILL SERIES

Key Products



Batch Type Bead Mill



Horizontal Bead Mill



Vertical Bead Mill



Lab Bead Mill



Tipco Nano Mill



Tungsten Carbide Pin-Type Bead Mill



Disc Type Horizontal Bead Mill



Attritor Mill



Basket Mill



Pug Mill

Mill Series Overview

TIPCO's Mill Series delivers high-energy grinding, dispersion, and precise particle size control across paints, inks, chemicals, and specialty material applications, supporting both batch and continuous production lines.

PRODUCT PORTFOLIO - DISPERSER SERIES

High-performance dispersing solutions for uniform mixing, de-agglomeration, and dispersion of low- to high-viscosity materials

Key Products



High-Speed Disperser (Lab & Industrial)



Twin-Shaft Disperser



Multi-Shaft Disperser



Vacuum High-Speed Disperser

Disperser Series Overview

TIPCO's Disperser Series enables high-shear mixing and de-agglomeration for low- to high-viscosity materials, with vacuum, pressure, and jacketed vessel configurations suited to lab-scale through industrial-scale production.

Note: Bead mills are frequently used downstream of disperser systems in production lines.



PRODUCT PORTFOLIO
HOMOGENIZER SERIES

Advanced homogenization and mixing systems designed to deliver uniform texture, stable emulsions, and consistent product quality across a wide range of applications.

Key Products



In-Line Homogenizer



In-Tank Homogenizer



High-Shear In-Tank Homogenizer



Liquid Powder Mixing Machine



Sigma Mixer

Core Capabilities

- Rotor-stator based high-shear homogenization and mixing
- Efficient particle size reduction, emulsification, and blending
- Continuous and batch processing options
- Capable of handling heat-sensitive and shear-sensitive materials
- Robust construction for consistent output and industrial throughput

END-USE INDUSTRIES



- Pharmaceuticals
- Food & Beverages
- Cosmetics
- Chemicals
- Adhesives
- Ink & Coating
- Construction
- Paint
- Sealants
- Industrial Compounds
- Specialty Chemicals
- Metal
- Others



DOMESTIC AND EXPORT REVENUE ACROSS KEY INDUSTRIES



Revenue Breakup – Domestic & Exports

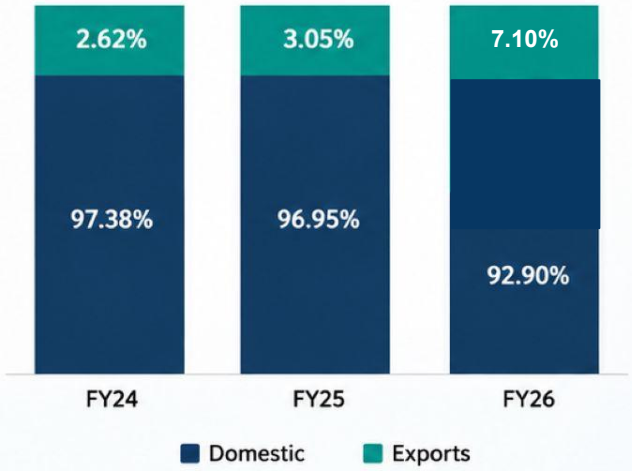

Revenue Distribution - Industry Wise

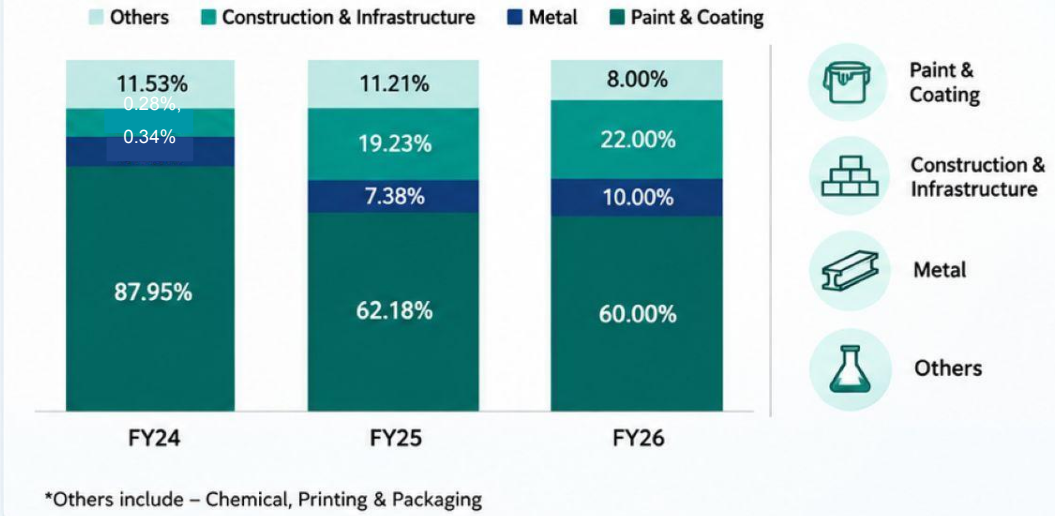

*Others include – Chemical, Printing & Packaging

Note: Increase in exports during FY 26 as compared to FY25 was driven by an increase in the customer base and higher order volumes from existing customers

Paint & Coatings remains the largest contributor, though its share moved from 87.95% (FY24) to 60.00% (FY26) as Construction & Infrastructure and Metal grew



FINANCIAL OVERVIEW

KEY FINANCIAL HIGHLIGHTS



In ₹ Crore

Total Income

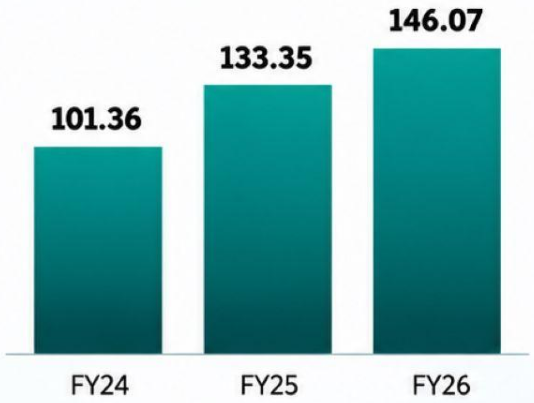

In ₹ Crore

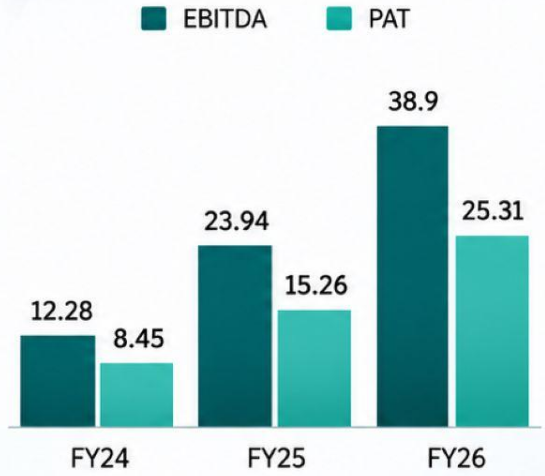

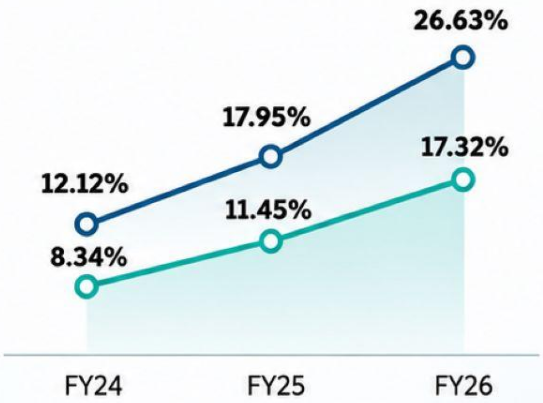

KEY RATIOS



ROE In %

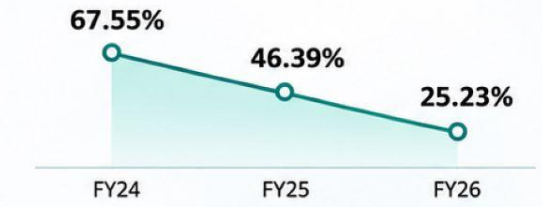

ROCE In %

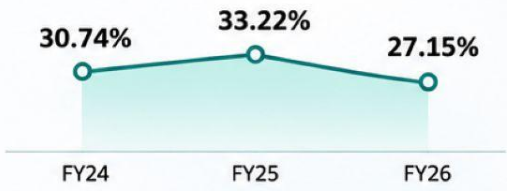

Current Ratio In Times



Debt to Equity Ratio In Times



Earnings Per Share In ₹



Receivable Turnover Ratio In Times



Note: Receivable turnover fell in FY26 as higher second-half sales left receivables pending realisation at year-end. ROE has declined progressively as retained earnings compounded the equity base; the FY26 equity base also includes IPO proceeds held in escrow at 31 March 2026 (listing: April 1, 2026). Pre-IPO ROE reflects a private company capital structure and is not directly comparable with post-listing metrics. Ratios are shown from FY24; ROE and receivable turnover are on closing balances. The FY26 current ratio includes ₹48.48 Cr of IPO money held in escrow.

PROFIT LOSS STATEMENT



In ₹ Crore

Particulars	FY 26	FY 25	FY 24
Revenues	145.28	133.14	101.23
Other Income	0.79	0.21	0.13
Total Income	**146.07**	**133.35**	**101.36**
Raw Materials	94.41	100.27	85.12
Employee costs	4.77	3.26	1.36
Other expenses	7.98	5.88	2.60
Total Expenditure	**107.17**	**109.40**	**89.08**
EBITDA	38.90	23.94	12.28
EBITDA %	26.63%	17.95%	12.12%
Finance Costs	5.72	4.62	1.53
Depreciation	0.63	0.64	0.54
PBT	32.55	18.68	10.21
Tax	7.24	3.41	1.77
PAT	25.31	15.26	8.45
PAT Margin %	17.32%	11.45%	8.34%

Cash Flow Statement

Cash Flow from Operating Activities	3.26	12.14	0.23
Cash Flow from Investing Activities	15.93	-31.23	-4.05
Cash Flow from Financing Activities	40.24	15.85	6.87
Net Increase in Cash & Cash Equivalents	**59.43**	**-3.25**	**3.04**

Note 1: Lower operating cash flow in FY26 was primarily due to higher sales in 2nd half of the year & pending realisation from the customers.

Note 2: Cash flow from investing activities during FY26 was positive at ₹15.93 crores due to the sale of a residential building by the Company to the promoters. Further, the loan against the property was also transferred in the name of the promoter. This is a related party transaction.

BALANCE SHEET



In ₹ Crore

Equities & Liabilities	FY24	FY25	FY26
Equity	0.02	0.02	20.77
Reserves	12.50	32.89	79.53
Net Worth	**12.51**	**32.91**	**100.30**
Non Current Liabilities			
Long-Term Borrowings	13.28	19.92	5.41
Deferred Tax Liabilities	-	0.00	0.00
Long Term Provision	0.10	0.20	0.56
Total Non Current Liabilities	**13.38**	**20.12**	**5.97**
Current Liabilities			
Short-Term Borrowings	12.40	17.30	35.27
Trade Payables	22.96	11.55	11.28
Short Term Provisions	0.95	3.57	5.16
Other Current Liabilities	3.53	15.59	27.79
Total Current Liabilities	**39.83**	**48.02**	**79.50**
Total Equities & Liabilities	65.72	101.05	185.77

Assets	FY24	FY25	FY26
Non Current Assets			
Fixed Assets	3.51	34.15	17.72
Deferred tax assets (net)	0.10	0.67	0.45
Long Term Loans & Advances	11.16	3.73	4.87
Other Non Current Assets	0.29	0.63	0.21
Total Non Current Assets	**15.07**	**39.18**	**23.26**
Current Assets			
Inventories	12.49	31.24	21.80
Trade Receivables	25.64	26.22	67.32
Cash & Bank Balance	4.04	0.80	60.23
Short Term Loans & Advances	8.48	3.60	13.16
Other Current Assets	-	-	-
Total Current Assets	**50.65**	**61.86**	**162.51**
Total Assets	**65.72**	**101.05**	**185.77**

Note: Reduction in fixed assets from ₹34.15 crores to ₹17.72 crores during the year is due to the sale of a residential building by the Company to the promoters. Further, the loan against the property was also transferred in the name of the promoter. Short-term borrowings in FY26 increased due to higher sales and higher working capital requirements arising from trade receivables of the Company. Cash & bank balance of ₹60.23 crores is due to ₹48.48 crores lying in the escrow account as on 31 March 2026, and the balance is due to cheques in hand, which were cleared substantially in April 2026

STOCK DATA



BSE TIPCO

As on Nov 24, 2026

Share Price (₹)	407.05
Market Capitalisation(₹ Cr)	930.92
No. of Shares Outstanding	2,28,69,984
Face Value (₹)	10.00
52 week High-Low (₹)	412.00 – 76.54

Shareholding Pattern

As on Nov 24, 2026

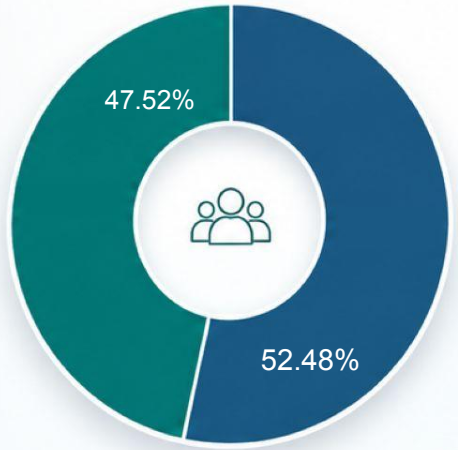

PROCESS SOLUTIONS
FOR A WIDER WORLD

THANK YOU!



TIPCO ENGINEERING INDIA LIMITED

Plot No. 1689, 1658 SECTOR-38, PHASE-1, RAI,
INDUSTRIAL AREA, Sonipat, Haryana 131029

+91 8826176988 | investors@tipcoengineering.com | www.tipcoengineering.com

Investor Relations Advisor

EquiBridgeX Advisors Pvt. Ltd.
Ms. Pooja Gandhi
info@equibridgex.com | www.equibridgex.com