

REF: SWIGGY/SE/2026-27/11

Date: May 08, 2026

To,

The Deputy Manager  
Department of Corporate Services  
BSE Limited  
PJ Towers, Dalal Street  
Mumbai -400001  
**Scrip Code: 544285**

The Manager  
National Stock Exchange of India Limited  
Exchange Plaza, Plot No. C/1, G Block  
Bandra-Kurla Complex, Bandra (E),  
Mumbai 400051  
**Symbol: SWIGGY**

Dear Sir/ Madam,

**Sub: Shareholders' Letter dated May 08, 2026.**

We are pleased to enclose the Shareholders' Letter for Q4 2025-26 dated May 08, 2026.

The above information will also be hosted on the website of the Company i.e.,  
<https://www.swiggy.com/corporate/>

We request you to kindly take the same on record.

Yours faithfully,

For and on behalf of  
**Swiggy Limited**

**Cauveri Sriram**  
**Company Secretary & Compliance Officer**

**SWIGGY LIMITED**

CIN: L74110KA2013PLC096530 | [www.swiggy.com](http://www.swiggy.com) | [support@swiggy.in](mailto:support@swiggy.in) | T: 080-68422422

Registered & Corporate Office: Sumadhura Capitol Towers, 3rd- 6th Floor – Tower 1, Sy. No. 14 & 158, Pattanduru Agrahara, K R Puram Hobli, Bengaluru East Taluk, Bengaluru, Karnataka – 560066



# Swiggy

## PICK YOUR JOY.

Whatever you need, we deliver.



Shareholders' Letter  
Q4FY26 | MAY 8<sup>th</sup> 2026



# MISSION

*“Elevate the quality of life of urban consumers by offering unparalleled convenience”*

---

## From the CEO's desk

**Dear Shareholders,**

It is my pleasure to present to you our Q4 and FY26 Shareholders' letter.

Turning to the quarter's updates, our Food GOV grew 22.6% YoY, which is the highest since demand normalised in the post-COVID period. While this acceleration is definitely exciting, we are particularly pleased to see this being driven by a sharper increase in order and user volumes as opposed to AOVs. These markers make us feel good about the durability of our demand and validate our push to keep solving for core user needs in food delivery. Apart from Bolt, One BLCK and 99-store that continue to drive user growth, the recently introduced Eat Right offering has gained currency with consumers with higher than platform AOVs. We continue to power ahead on the profitability journey with disciplined improvement in contribution margin and operating leverage with our best ever Adjusted EBITDA margins of 3.3% (+26 bps QoQ).

While many inputs on price, selection, convenience continue to be important to drive growth in food delivery, we believe that affordability will be the biggest amongst these to drive strong growth in food delivery. We have been relentless in our pursuit of winning ideas to open up affordability further and our experiments in 99-Store, quick food (Snacc) and more recently in affordable restaurant marketplace (Toing) have been attempts towards solving this use case. We proactively shut down Snacc during the quarter as we were not convinced on the steady state size of the category for the incremental complexity involved to run the business.

The quick commerce category continues to remain a very highly competitive segment in a multi-player market. The increasing competition has only made it clearer to us that increasing our staying power and doubling down on our differentiation is the only path to winning in the medium term. In a year where the number of players and competitive intensity has only increased, we would have paced the most forward in our unit economics to secure our staying power. Our contribution margin improved to -1.8% of GOV during the quarter and further improved to -1.1% for the month of Mar-26. Adjusted EBITDA losses reduced to INR 858 Cr; and we expect to continue demonstrating a glide-path towards profitability, without resorting to any short-term decisions. Getting to a CM of zero sooner also will allow us to incentivise growth for profitability rather than to see it as a tradeoff. While this focus has meant a temporary order volume slowdown, it has also offered us the opportunity to look inward and focus even harder on identifying more durable inputs for growth. All of this should come together in subsequent quarters to drive faster and profitable growth.

Beyond the staying power, we fully recognise that our long-term chances of winning are hinged strongly on our ability to drive differentiation and distinctive positioning for Instamart. With quick deliveries

increasingly becoming a commoditised market, every participant in the category has to choose between being a differentiated platform or a value-led/price-led one. Having reflected hard, and been buoyed by early green shoots we are seeing with some differentiation efforts, we feel definitively that the right answer for Instamart's long-term success will be more differentiation-led and not value/price-led. While some of these efforts (like Noice, our clean-food private brand) have demonstrated strong stickiness to the platform, our job is very clearly cut out to be able to work with partner brands to solve for this differentiation across more categories and consumption occasions to allow consumers to feel a more broad-based difference in what Instamart can offer them.

Our Out-of-Home Consumption business continued its steady profitability trajectory in Q4. The Dineout platform crossed 52k average monthly active restaurant partners (9% QoQ). GOV grew 43% YoY to INR 1,245 Cr and Adjusted EBITDA margins expanded to 0.8% during the quarter through growing brand advertising revenue, consistent with the playbook that has made this segment a sustainably profitable business today. The GIRF (Great Indian Restaurant Festival), our flagship event further accentuated restaurant partner depth and advertising monetisation. With the category still significantly underpenetrated even in top-tier cities, and discretionary incomes expanding, in-restaurant dining is a secular growth opportunity.

On social security, Swiggy is actively facilitating E-Shram registration for our delivery partners through coordinated awareness campaigns and close collaboration with government-led initiatives. To date, approximately 100,000 delivery partners have registered on the E-Shram portal, unlocking access to accident, health and life insurance, pension, and other government-sponsored schemes, and importantly, establishing their eligibility for benefits that will flow through the Code on Social Security, 2020 as it is implemented for gig and platform workers.

In line with our goal to empower 100,000 women across the Swiggy ecosystem by 2030 to cultivate a diverse ecosystem, this International Women's Day, we were proud to host the second edition of She The Change: Celebrating Women Chefs and Entrepreneurs, recognising over 30 exceptional women entrepreneurs and chefs from across the country, their remarkable drive and contributions to the food ecosystem.

Regards

**Sriharsha Majety**

Co-founder, MD & Group CEO, Swiggy Ltd

[www.swiggy.com/corporate/](http://www.swiggy.com/corporate/)

## Key metrics

### B2C GOV

**INR 18,131 Cr**

(+40.7% YoY)

### B2C Adj. Revenue

**INR 3,517 Cr**

(+31.7% YoY)

### Consolidated Adj. EBITDA

**INR -652 Cr**

(INR +80 Cr YoY)

- 1) B2C GOV defined as Consolidated Gross Order Value of completed orders for consumer facing businesses i.e. (i) Food delivery, plus (ii) Quick Commerce, plus (iii) Out-of-home Consumption, excluding Platform Innovations
- 2) B2C Adjusted Revenue defined as Consolidated Adjusted Revenue of consumer facing businesses i.e. (i) Food delivery, plus (ii) Quick Commerce, plus (iii) Out-of-home Consumption, excluding Platform Innovations
- 3) Adjusted EBITDA defined as Consolidated EBITDA excluding (i) other income (ii) exceptional items (iii) share in net loss of an associate (iv) share based payment expense and (v) rental expenses pertaining to 'Ind AS 116 leases

## Highlights of the quarter

### ● Swiggy Platform

- Platform Average Monthly Transacting Users (MTU) grew 27.2% YoY to 25.2 Mn (+3.8% QoQ)
- Consolidated Adjusted Revenue grew 41.3% YoY to INR 6,665 Cr (+3.6% QoQ)
- B2C Adjusted EBITDA Margin (% of B2C GOV) improved by 181bps YoY to -3.0% (+43bps QoQ)
- Consolidated Adjusted EBITDA improved by INR 60 Cr QoQ, to a loss of INR 652 Cr

### ● Food delivery

- GOV grew 22.6% YoY to INR 9,005 Cr; ahead of guidance and at a 15 quarter high
- Accelerated MTU growth to 21% YoY (+0.2 Mn QoQ), to reach 18.3 Mn
- Adjusted EBITDA improved by 9.1% QoQ (and 39.8% YoY) to INR 297 Cr, Adjusted EBITDA Margin increased to 3.3% of GOV (+41bps YoY, +26bps QoQ)

### ● Quick commerce

- GOV grew 68.8% YoY to INR 7,881 Cr, NOV growth was at 60.3% to INR 5,675 Cr (sequential growth at 4%)
- Total darkstore area increased to more than 4.8 Mn sq ft (+21.1% YoY), net addition of 7 darkstores to reach 1,143 stores across 129 cities
- AOV grew 33% YoY to INR 700, led by sustained non-grocery selection mix and larger-basket buying behaviour across user cohorts
- Contribution margin improved by 65bps QoQ (372bps YoY) to -1.8% with the monthly contribution improving to -1.1% in Mar-26
- Adjusted EBITDA margin improved by 55bps QoQ to -10.9%, losses reduced by INR 50 Cr QoQ to INR 858 Cr

## Swiggy Platform

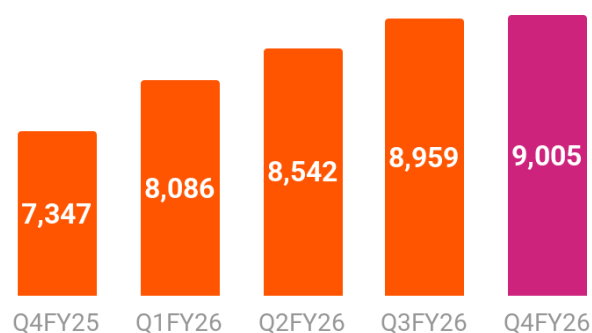
	Q4FY25	Q1FY26	Q2FY26	Q3FY26	Q4FY26	
B2C Gross Order Value (INR Cr)	12,888	14,797	16,683	18,122	18,131	
	<i>Growth - QoQ</i>	5.9%	14.8%	12.7%	8.6%	0.0%
	<i>Growth - YoY</i>	40.3%	45.2%	47.6%	49.0%	40.7%
B2C Adjusted EBITDA margin (% of B2C GOV)	-4.8%	-4.7%	-3.6%	-3.5%	-3.0%	
Consolidated Adjusted EBITDA (INR Cr)	-732	-813	-695	-712	-652	

## Key operating highlights

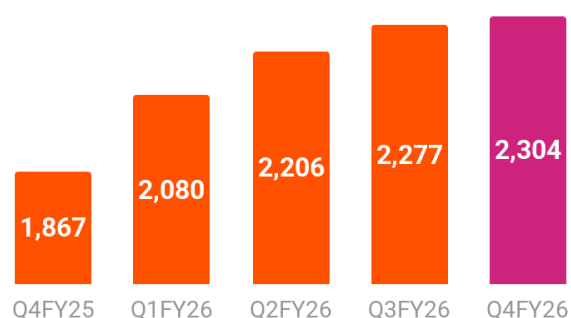
	Q4FY25	Q1FY26	Q2FY26	Q3FY26	Q4FY26
B2C Total Orders (million)	246	264	282	294	301
Average Monthly Transacting Users [MTU] (million)	19.8	21.6	22.9	24.3	25.2
Average Monthly Transacting Delivery Partners ('000)	539	606	691	687	612
Platform Frequency (#)	4.22	4.13	4.10	4.04	4.01

## Food delivery

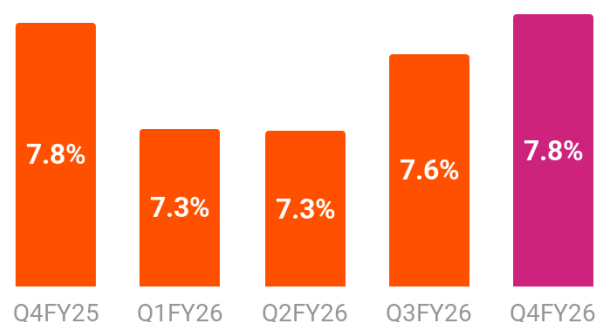
### Gross Order Value (INR crore)



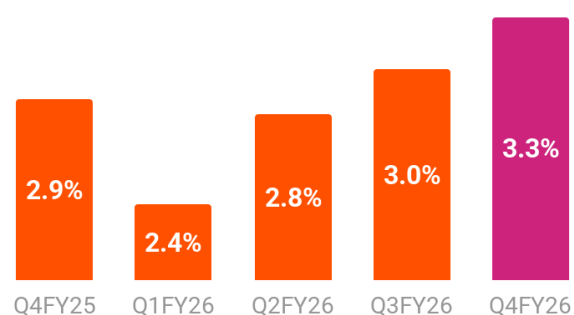
### Adjusted Revenue (INR crore)



### Contribution margin (% of GOV)



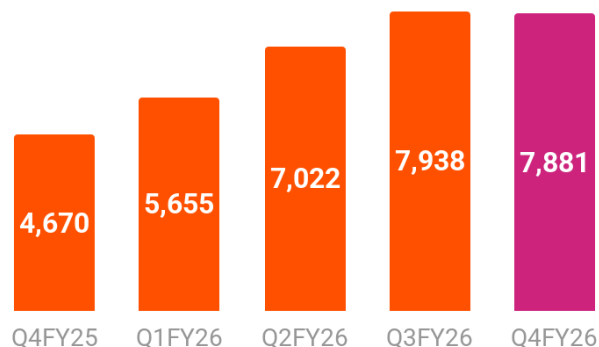
### Adjusted EBITDA Margin (% of GOV)



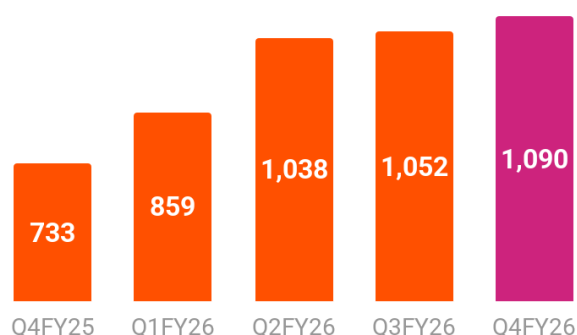
	Q4FY25	Q1FY26	Q2FY26	Q3FY26	Q4FY26
Adjusted EBITDA (INR Cr)	212	192	240	272	297
Average Monthly Transacting Users [MTU] (million)	15.1	16.3	17.2	18.1	18.3
Average Monthly Transacting Restaurant Partners ('000)	251.7	255.4	263.7	270.2	275.4

## Quick commerce

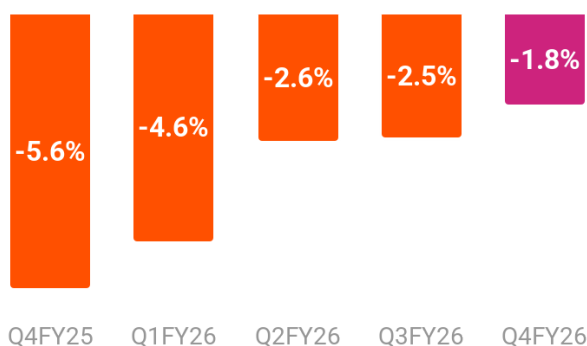
### Gross Order Value (INR crore)



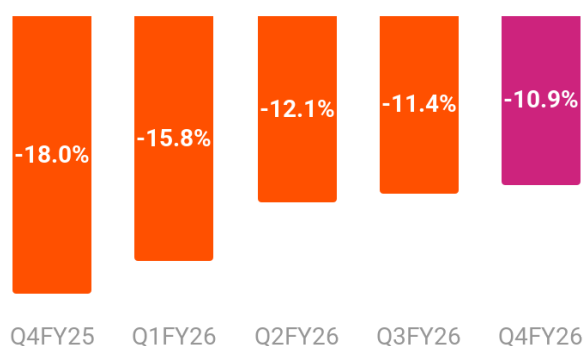
### Adjusted Revenue (INR crore)



### Contribution margin (% of GOV)



### Adjusted EBITDA Margin (% of GOV)



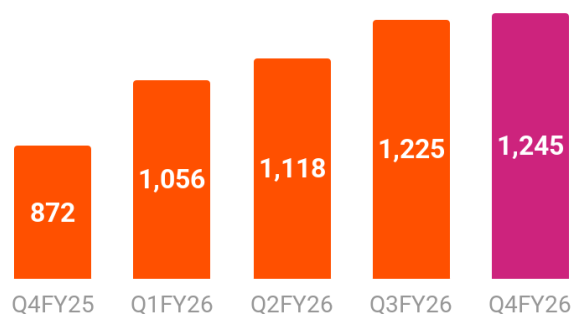
	Q4FY25	Q1FY26	Q2FY26	Q3FY26	Q4FY26
Total Orders (million)	88.6	92.4	100.8	106.4	112.6
Average Order Value [AOV] (INR per order)	527	612	697	746	700
Net Order Value [NOV] (% of GOV)	76%	74%	70%	69%	72%
Adjusted EBITDA (INR Cr)	-840	-896	-849	-908	-858
Average Monthly Transacting Users [MTU] (million)	9.8	11.1	12.0	12.8	13.3
Active Dark Stores (Exit)	1,021	1,062	1,102	1,136	1,143
Orders/dark store/day (#)	1,190	985	1,025	1,034	1,093
Active Dark store area (Mn Sq ft)	3.97	4.30	4.59	4.79	4.81
GOV per unit area (INR per sq ft)	11,762	13,163	15,287	16,571	16,391

# based on active darkstore-days, as orders should be linked to only the period a darkstore has been active.

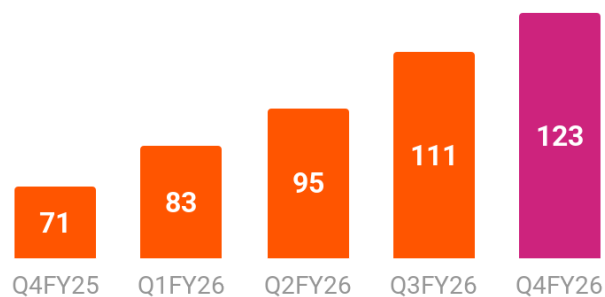
\* Discounts to MRP on non-grocery categories typically are substantially higher than grocery. As the non-grocery mix in our GOV continues to increase, we believe that disclosing Net Order Value (NOV = GOV less all discounts) will give a better representation of the overall consumer spending on our platform.

## Out-of-Home Consumption

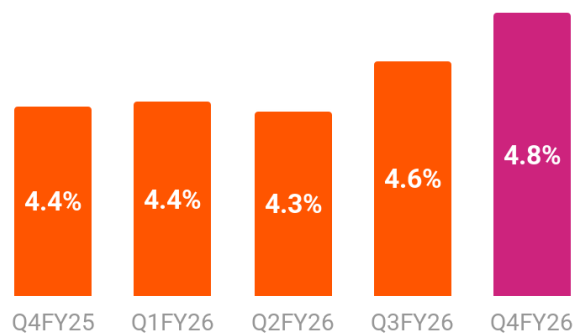
**Gross Order Value (INR crore)**



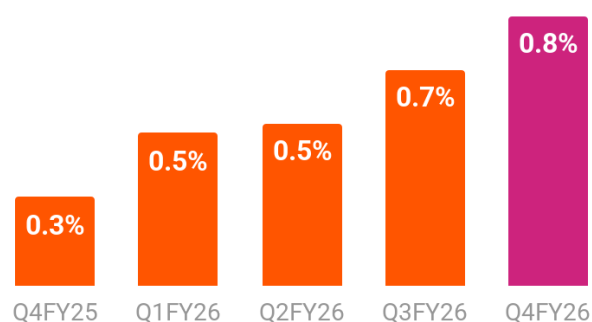
**Adjusted Revenue (INR crore)**



**Contribution Margin (% of GOV)**



**Adjusted EBITDA Margin (% of GOV)**



	Q4FY25	Q1FY26	Q2FY26	Q3FY26	Q4FY26
Adjusted EBITDA (INR Cr)	2	5	6	8	10
Average Monthly Active Restaurants ('000)	39	41	44	48	53

## **Supply Chain & Distribution**

	Q4FY25	Q1FY26	Q2FY26	Q3FY26	Q4FY26
Revenue (INR Cr)	2,004	2,259	2,560	2,981	3,135
YoY %	58.4%	78.1%	76.3%	76.1%	56.4%
Adjusted EBITDA (INR Cr)	-71	-62	-46	-42	-42
<i>Adjusted EBITDA margin (as a % of Revenue)</i>	-3.5%	-2.7%	-1.8%	-1.4%	-1.3%

## **Platform Innovations**

	Q4FY25	Q1FY26	Q2FY26	Q3FY26	Q4FY26
Adjusted Revenue (INR Cr)	43	27	12	9	13
YoY %	-9.5%	-8.1%	-69.5%	-76.6%	-70.4%
Adjusted EBITDA (INR Cr)	-36	-52	-46	-40	-58
<i>Adjusted EBITDA margin (as a % of Adjusted Revenue)</i>	-85.1%	-192.2%	-384.7%	-427.2%	-462.8%

## Management Perspectives

### 1. Food delivery GOV has shown momentum growing over 22% YoY. What are the reasons and is it sustainable?

Food delivery GOV grew 22.6% YoY to INR 9,005 Cr in Q4FY26 (+0.5% QoQ), ahead of our guided range of 18-20%. This acceleration is the direct result of disciplined execution and the compounding effect of our focused launches across the "selection-speed-affordability" framework. This momentum led to a 15-quarter high in growth rate across our transacting user base (+21.4% YoY) and order volumes (+19.0% YoY).

In line with our goal of delivering industry-leading growth by making the platform accessible to more users across more occasions, we have continuously launched a series of innovative offerings across: a) Speed and Convenience: Our ultra-fast delivery service, **Bolt**, and the premium **One BLCK** have redefined convenience for time-sensitive users; b) Targeted Selection: Specialized offerings like **Eat Right** (health-focused), **Desk Eats** (workplace meals), and **Food on Train** have unlocked new use cases; and c) Affordability: The **99-Store** has lowered the entry barrier for value-conscious consumers. Collectively, these speed and affordability propositions now account for approximately one fourth of our total platform volumes.

We have achieved this growth while maintaining a fine balance in consumer take-rates. While the expansion of the Swiggy One subscriber base has reduced average delivery fees, this has been effectively offset by our platform fee architecture. The total "Cost of Service" for our users (comprising delivery fees, platform fees, and membership costs) has trended down in recent quarters, ensuring that the platform remains affordable aiding sustainable growth.

We are confident of the stickiness of our recent efforts on the growth initiatives, and reiterate our sustainable medium term guidance of 18-20% YoY GOV growth.

### 2. Food delivery Adjusted EBITDA has grown nearly 9x in two years. What drove this, and what does it tell us about the path ahead for the overall platform?

Food delivery hit a lifetime high Adjusted EBITDA margin of 3.3% through structural contribution margin improvements (120 bps) and significant operating leverage (160 bps) over the last 2 years. Contribution margin improvements were achieved through;

- a) Ad-led revenue growth: We have expanded our take-rate by deepening our advertising ecosystem allowing higher visibility and high-intent traffic
- b) Delivery cost efficiency: Increased order density has unlocked significant operating leverage in our fleet costs. By optimizing order-per-hour efficiency, we have lowered the cost of delivery while maintaining speed and increasing driver partner earnings

c) Discounts to Habit: We have disciplined our platform-funded discounting. As specialized offerings like Bolt, 99 Store, and Eat Right build genuine consumer habits, we have successfully shifted the value proposition from "discount-led" to "utility-led"

**3. Given newsflow of new competition in Food delivery, is there a risk to the growth trajectory? What are the tradeoffs between growth and profitability?**

We believe that new entrants must find value vectors that established platforms do not already address. We have proactively pre-empted these openings through targeted innovations. We have been investing in affordability (99-Store, Toing), speed (Bolt, One BLCK), health (Eat Right), and occasion-specific propositions (Desk Eats, Food on Train). Each of these is an attempt to pre-empt the openings that new entrants typically seek. As a result, we do not see any near term risks to our underlying growth trajectory.

We also remain confident of our margin trajectory. This confidence is based on the structural nature of our profitability drivers, which are independent of short-term competitive shifts. Our profitability is driven by high-durable levers: a) Take-rate expansion through monetisation: As our GOV scales, the advertising pool grows incrementally, allowing us to expand contribution margins without taking aggressive pricing actions that could impact consumer demand; b) Operating leverage: As order density increases and fleet utilization optimizes, our per-delivery costs continue to moderate.

From a guidance perspective, our Adjusted EBITDA margin guidance of 5% of GOV in the medium-term remains unchanged and we continue to progressively move towards that goal.

**4. Dineout / Out-of-Home Consumption has grown 43% with steadfast profitability. How should we think about the pace and trajectory of margin improvement from hereon ?**

In FY26, Dineout business has now delivered its first full year of profitability. Ever since we acquired Dineout (in May-22), the thesis was to grow the offering as a high engagement adjacency to the core Food delivery proposition, offering a wrapper around restaurant experiences with additional revenue streams for the ecosystem. On a full year basis, we have achieved 0.6% EBITDA margin from -12% (in FY23) for the platform while incrementally unlocking significant growth for our restaurant partners.

We now have over 52k active restaurant partners on Dineout, growing at 36% YoY with restaurant additions at a multi quarter high. Cross-sell from Food delivery to dining, has created a compounding organic flywheel of brand recognition for the restaurant and consumer retention for the platform. This under-penetrated market continues to grow faster, command higher AOVs with a premium customer wallet, bringing together the premium dining and entertainment experience under one umbrella. We believe that this market continues to grow faster than Food delivery, and can achieve a 5% Adjusted EBITDA margin profile over the medium term.

## 5. How have the two initiatives of Toing and Snacc fared?

The Platform Innovations segment exists as a deliberate sandbox and a structured home for experiments that test new consumer propositions and business models. The thesis has always been that unlocking the next wave of growth requires challenging existing paradigms, not just optimising them. We launched, tested, and shut down Snacc within the fiscal year. The micro-kitchen model requires a high density of demand in micro markets to operate on sustainable economics. We proactively shut down Snacc during the quarter as we were not convinced on the steady state size of the category for the incremental complexity involved to run the business.

Toing is a recent extension of our affordability push targeting budget-conscious consumers through a restaurant-marketplace model with a brand identity distinct from Swiggy's primary platform. We are currently in an experimentation phase and will share more details as we endeavour to find the product market fit for this offering.

## 6. Quick commerce growth seems to have decelerated. What is the near and medium term growth outlook for the business?

We had addressed this question in our Q3FY26 shareholders' letter where we had called out the nature of competitive intensity at play in the sector and the choices we are making which makes it extremely tough to predict near term growth outlook. We had also tested the saliency and velocity of user behaviours through the no-fee campaign and decided to roll it back in January'26 thereby choosing to forgo such inducement-led volume gains. Despite this, we have delivered better sequential volume growth in Q4 (8.2% vs 5.5%, adjusted for number of days).

We reiterate that a platform's growth choices should be indexed on economics versus absolute volume increase, as theoretically one can grow significantly higher volumes in the short term in a large addressable market. However, the sustainability of that approach is questionable considering the high operating variable costs in the business as well as the expiry date attached to higher than sustainable consumer inducements. We have made massive strides of changing the contribution margin profile of the business by 450 bps in a year.

The medium term opportunity in this sector remains very attractive and we see ourselves well placed to appropriate a large share of the industry growth from here, having achieved sustainable unit economics. We see ourselves growing to **over 1 lakh crore Net order value business** with **4-5% EBITDA** over the medium term.

**7. Can you elaborate more on your contribution margin improvement from -5.6% to -1.8% (-1.1% for Mar-26) over the last one year and the structural choices made during the year to drive this?**

We had set a goal of contribution margin breakeven latest by Q1FY27 back in Q4FY25 when our CM loss had peaked at -5.6%. The peak CM loss was due to the strategic investment choices that were made in establishing our network infrastructure to cater to the consumer needs of the evolved quick commerce offering.

We have since made substantial progress of 450 bps of CM improvement till Mar-26 and are **confident of achieving the break-even guidance in Q1FY27 (in line with our goal)**. We are perhaps the only player in the industry who has made such rapid progress in the CM trajectory in a short time. This has been achieved by increased monetisation, larger basket size (increased AOV), operating leverage in both fixed and semi-variable costs, and consumer incentive rationalization.

In response to heightened sector competition and the prevalence of irrational discounting even on low-value transactions, we made the deliberate choice to prioritize margin integrity over vanity volume. By actively pivoting away from unprofitable low AOV consumers and related orders, we have significantly changed the order mix by halving their share during this period. We also repurposed our consumer incentives to move away from direct wallet subsidy to a concept which focuses on sustainable growth, building long-term shopping habits, and attracting a high-retention customer cohort. As a result, our NOV to GOV ratio improved by 330 bps from a low of 68.7% to 72.0%.

We continue to see significant improvement in both our mature stores and geographical profitability with the top decile of stores across geographies now operating at 3-5% contribution margin and the most mature city operating at close to ~3% CM at the consolidated city level.

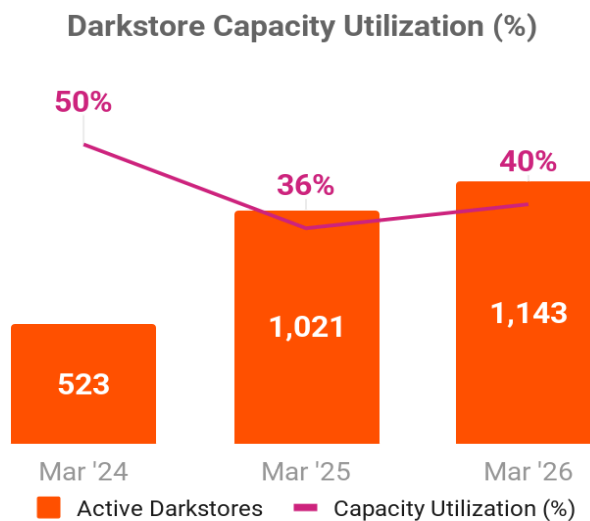
**8. Instamart has added very few stores over the past year while peers have been expanding aggressively. Is the restrained pace a reflection of strategy, financial caution, or a different view of the market?**

Our store expansion strategy has been designed backwards from our choice of geographical expansion and the relevant coverage in those cities to cater to >90% of the addressable demand. We also densified the network to achieve the best in class delivery experience and cater to the ever widening assortment choices on the platform. As a result, our store count increased 2.2x from 523 to 1,143 and more importantly, the dark store footprint area went up by 3.2x over the last two years (from 1.5 million sq ft to 4.8 million sq ft).

This rapid expansion was a necessary investment to make and compete effectively on the consumer proposition. This burdened the CM trajectory of the overall platform in the short-term which has now started to demonstrate visible operating leverage as the utilization improves. We

will continue to see compounding operating leverage with increased utilization from the current ~40% and can comfortably double our business without the need to add additional stores (other than those required for densification due to maxing out on utilization).

Having achieved the densification and geographical coverage increase, store expansion hereafter will be a derivative of growth and utilization. Also, the time to operationalise a new store from the point of decision is less than 90 days and therefore we can remain agile to the market opportunity and growth curve without having to commit large store expansion numbers in the short term.



**9. What is Instamart’s positioning amidst what is rapidly becoming a cluttered market, with serious players having limited differentiation driving significant value-led competition? What will drive MTU growth and frequency?**

Quick commerce is a crowded space as categories with large TAMs, clear consumer love, and growing penetration will always attract capital and competition. However, as we take a closer look, while many players are indeed participating in the category, some differences do start becoming apparent. There are a set of players that either already occupy or intend to occupy higher salience in the convenience retailer archetype, and there are another set of players that are now taking aim at the price-led/value-led retailer archetype. It’s almost an absolute imperative for any platform to pick a choice to improve chances of long-term success.

Our intention is to definitely play in the convenience segment, and cement our positioning on top. While a right to play in this segment will be predicated on reliable delivery, width of assortment (~ 50k SKUs ) and live SKU availability, our strategy to build a distinctive and durable business is to shape stronger positioning for Instamart as a destination for everyday upgrades as opposed to just everyday essentials. While serving all latent need states for our core consumers today, we

want to improve their experience on the platform by offering differentiated assortment/propositions that make it easier to upgrade to a better lifestyle. We believe that there's a huge opportunity in democratising the growing aspiration of the Indian consumer by providing exclusive access, and are seeing early green shoots in our efforts with Noice, our clean-label brand. When we are able to work with our partner brands to make our consumers notice these upgrades across more and more categories/consumption occasions, it will cement the desired imagery/positioning around Instamart and increase stickiness significantly versus today. In the end, improving the everyday convenience aspect while doubling down on this assortment positioning will drive MTU growth and frequency. While we have definitely begun the journey here, it's not a flip of a switch and we are fully committed to making this more and more visible over the next 1-2 quarters.

**10. We have been reading media reports about the shortage of gig economy workers due to seasonal migration and election in key states. What has been the impact due to this?**

Currently, we are navigating a significant confluence of the peak harvest season and major state elections which has triggered a temporary but widespread migration of the gig workforce over the last four weeks that has constrained delivery partner supply across the entire industry.

We have seen a momentary increase in our promised delivery times across some cities due to the above and have had to make some hard choices on demand throttling via surges and long distance calibration of serviceability in high demand areas. We expect the situation to start normalising over the next couple of weeks.

**11. What is the cash balance as of Q4FY26?**

As at March 31, 2026, Swiggy's consolidated cash and cash equivalents stood at INR 15,053 Cr.

Our net working capital deployed in the business went up by 252 crores on a sequential basis owing to increased collection cycles which is expected to normalise in the coming quarter. Our capex investments of 188 crores were primarily on the warehouse infrastructure investments (overall warehousing footprint increase of over 50% on a YoY basis) as well as the relocation of our corporate headquarters. We expect the overall capex investments to meaningfully come down in FY27 with significant head room having been created over the last 2 years in our dark store and warehousing infrastructure network build-out.

## Adjusted Revenue, Adjusted EBITDA, and Consolidated cash balance reconciliations

### Adjusted Revenue

<i>INR Cr</i>	<b>Q1FY26</b>	<b>Q2FY26</b>	<b>Q3FY26</b>	<b>Q4FY26</b>	<b>FY26</b>
Revenue from operations	4,961	5,561	6,149	6,383	23,054
Add: user delivery charges	238	220	151	146	755
Add: Fee from user (that is not already included in revenue from operations)	109	130	132	136	507
<b>Adjusted Revenue</b>	<b>5,308</b>	<b>5,911</b>	<b>6,431</b>	<b>6,665</b>	<b>24,315</b>

### Adjusted EBITDA

<i>INR Cr</i>	<b>Q1FY26</b>	<b>Q2FY26</b>	<b>Q3FY26</b>	<b>Q4FY26</b>	<b>FY26</b>
<b>Profit/(loss) for the period / year</b>	<b>-1,197</b>	<b>-1,092</b>	<b>-1,065</b>	<b>-800</b>	<b>-4,154</b>
Add: Tax expense	-	-	-	-	-
Add: Finance costs	41	48	55	56	200
Add: Depreciation and amortisation expense	288	304	313	312	1,217
Less: Other income	-87	-59	-96	-266	-508
Add: Share based payments	265	253	233	215	966
Add: Exceptional items	0	0	10	0	10
Add: Share in net loss of an associate	1	1	1	1	4
Less: Rental expenses pertaining to 'Ind AS 116 leases'	-124	-150	-163	-170	-607
<b>Adjusted EBITDA</b>	<b>-813</b>	<b>-695</b>	<b>-712</b>	<b>-652</b>	<b>-2,871</b>

### Consolidated cash balance

<i>INR Cr</i>	<b>Q1FY26</b>	<b>Q2FY26</b>	<b>Q3FY26</b>	<b>Q4FY26</b>	<b>FY26</b>
<b>Adjusted EBITDA</b>	<b>-813</b>	<b>-695</b>	<b>-712</b>	<b>-652</b>	<b>-2,871</b>
Add: Treasury income realised	69	77	76	79	301
Less: Capital Expenditure incurred	-319	-188	-216	-188	-911
Less: Loan movement (including interest)	-1	98	-22	-12	63
Add: Other items	11	-32	-29	167	116
<b>Cash (burn) / surplus</b>	<b>-1,053</b>	<b>-740</b>	<b>-903</b>	<b>-606</b>	<b>-3,302</b>
Add: (Increase) / Decrease in working capital	-288	-9	-121	-252	-670
Add: Net Proceeds from capital raises	0	0	9,931	0	9,931
Add: (Investments) / Divestment			0	2,399	2,399
<b>Change in cash</b>	<b>-1,341</b>	<b>-749</b>	<b>8,907</b>	<b>1,541</b>	<b>8,358</b>
Add: Opening cash balance	6,695	5,354	4,605	13,512	6,695
<b>Consolidated closing cash balance</b>	<b>5,354</b>	<b>4,605</b>	<b>13,512</b>	<b>15,053</b>	<b>15,053</b>

Note: There could be some totalling anomalies in the numbers displayed above due to the impact of rounding off

## Definitions of key terms used in relation to business

### Swiggy Platform

Term	Description
B2C Total Orders	Consolidated completed orders of consumer facing businesses i.e. (i) Food delivery, plus (ii) Quick Commerce, plus (iii) Out of Home Consumption, excluding Platform Innovations
B2C Gross Order Value (GOV)	Consolidated Gross Order Value of completed order for consumer facing businesses i.e. (i) Food delivery, plus (ii) Quick Commerce, plus (iii) Out-of-home Consumption, excluding Platform Innovations
B2C Adjusted EBITDA	Consolidated Adjusted EBITDA of (i) Food delivery, plus (ii) (Quick Commerce, plus (iii) Out-of-home Consumption, excluding Platform Innovations
B2C Adjusted EBITDA Margin (% of B2C GOV)	B2C Adjusted EBITDA divided by B2C GOV
B2C Adjusted Revenue	Consolidated Adjusted Revenue of consumer facing businesses i.e. (i) Food delivery, plus (ii) Quick Commerce, plus (iii) Out-of-home Consumption, excluding (v) Platform Innovations
Consolidated Revenue	Consolidated Revenue from operations as per financials of all businesses i.e. (i) Food delivery, plus (ii) Quick Commerce, plus (iii) Out-of-home Consumption, plus (iv) Supply Chain and Distribution, plus (v) Platform Innovations
Consolidated Adjusted Revenue	Consolidated Adjusted Revenue of all businesses i.e. (i) Food delivery, plus (ii) Quick Commerce, plus (iii) Out-of-home Consumption, plus (iv) Supply Chain and Distribution, plus (v) Platform Innovations
Consolidated EBITDA	Profit/loss as per financials excluding (i) tax expense (ii) depreciation and amortization expense (iii) finance cost
Consolidated Adjusted EBITDA	Consolidated EBITDA excluding (i) other income (ii) exceptional items (iii) share in net loss of an associate (iv) share based payment expense and (v) rental expenses pertaining to 'Ind AS 116 leases'
Average Monthly Transacting Users	Number of unique transacting users that have completed at least one order on the Swiggy unified-app / website in a month, averaged for the months in the period/year
Average Monthly Transacting Delivery Partners	Number of unique delivery partners that have delivered at least one order in a month, averaged for the months in the period/year
Platform Frequency	Completed orders per user in a month, averaged for the months in the period/year

## Food Delivery

Term	Description
Total Orders	Total completed Food Delivery orders on the platform
Gross Order Value (GOV)	Total monetary value of completed Food Delivery orders (gross of any discounts) plus (i) user delivery charges (net of any discounts, including free delivery discounts provided for Swiggy One membership program), plus (ii) packaging charges, plus (iii) fee from users. plus (iv) taxes, excluding tips.
Average Order Value (AOV)	Food Delivery GOV divided by Food Delivery Total Orders
Revenue	Revenue from our Food Delivery business includes (i) pre-agreed commissions from restaurant partners; (ii) advertising revenue from restaurant partners; (iii) fees that we charge to users and delivery partners for the use of our technology platform and subscription revenue (net of discounts, credits and refunds other than free delivery); and (iv) fees for other business enablement services from restaurant partners
Adjusted Revenue	Revenue plus (i) user delivery charges collected and passed on to delivery partners (net of any discounts, including free delivery discounts provided through Swiggy One membership program), plus (ii) fee from users collected and netted off from platform funded discounts given for corresponding orders
Contribution Margin (as a % of GOV)	Food Delivery Adjusted Revenue, less (i) delivery and other charges, less (ii) platform funded discounts, less (iii) other variable costs, as a percentage of GOV
Adjusted EBITDA	Food Delivery segment results as per financials less rental expenses pertaining to 'Ind AS 116 leases'.
Average Monthly Transacting Users	Number of unique transacting users that have completed at least one Food Delivery order in a month, averaged for the months in the period/year
Average Monthly Transacting Restaurant Partners	Number of unique restaurant partners with at least one delivered order in a month, averaged for the months in the period/year

## Quick Commerce

Term	Description
Total Orders	Total completed Quick Commerce orders on the platform
Gross Order Value (GOV)	Total monetary value of orders at maximum retail price (“MRP”) of goods sold (except for instances where MRP is not applicable such as fruits and vegetables wherein final selling price is used instead of MRP) and gross of any discounts, plus (i) user delivery charges (net of any discounts, including free delivery discounts provided for Swiggy One membership program), plus (ii) packaging charges, plus (iii) fee from users, plus (iv) taxes, excluding tips.
Net Order Value (NOV)	Gross Order Value, less Discounts (whether platform or partner funded)
Average Order Value (AOV)	Quick Commerce GOV divided by Quick Commerce Total Orders
Revenue	Revenue from our Quick Commerce business includes (i) pre-agreed commissions from merchant partners; (ii) advertising revenue from brand partners; (iii) fees that we charge to users and delivery partners for the use of our technology platform and subscription revenue (net of discounts, credits and refunds other than free delivery); and (iv) fees for other business enablement services from merchant partners
Adjusted Revenue	Revenue plus (i) user delivery charges collected and passed on to delivery partners (net of any discounts, including free delivery discounts provided through Swiggy One membership program), plus (ii) fee from users collected and netted off from platform funded discounts given for corresponding orders
Contribution Margin (as a % of GOV)	Quick Commerce Adjusted Revenue, less (i) delivery and other charges, less (ii) platform funded discounts, less (iii) cost of fulfilment services, less (iv) other variable costs, as a percentage of GOV
Adjusted EBITDA	Quick Commerce segment results as per financials less rental expenses pertaining to 'Ind AS 116 leases'
Average Monthly Transacting Users	Number of unique transacting users that have completed at least one Quick Commerce order in a month, averaged for the months in the period/year.
Active Dark Stores	Number of Dark Stores with at least one completed order on the last day of the period/year
Active Dark Store Area	Total area of Active darkstores on the last day of the period

## Out-of-Home Consumption

Term	Description
Total Transactions	Total Transactions on Swiggy Dineout and Swiggy Scenes
Gross Order Value (GOV)	Total monetary value of all transactions (gross of any discounts) on Dineout and Scenes, plus (i) fee from users, plus (ii) taxes
Average Order Value (AOV)	Out-of-home Consumption Gross Order Value divided by Out-of-home Consumption total transactions
Revenue	Revenue from our Out-of-home consumption includes (i) pre-agreed commissions that we charge to our restaurant partners; (ii) advertising revenue from restaurant partners and brand partners; (iii) fees that we charge to users for the use of our technology platform and subscription revenue (net of discounts) (iv) revenue from sale of tickets, and (v) fees for other business enablement services provided to restaurant partners and brand partners.
Adjusted Revenue	Revenue plus fee from users collected and netted off from platform funded discounts given for corresponding orders (as applicable)
Contribution Margin (as a % of GOV)	Out-of-home Consumption Adjusted Revenue, less (i) platform funded discounts, less (ii) other variable costs, as a percentage of GOV
Adjusted EBITDA	Out-of-home Consumption segment results as per financials less rental expenses pertaining to 'Ind AS 116 leases'
Average Monthly Active Restaurants	Total number of unique Swiggy Dineout restaurants that are listed with payment option in a month, averaged for the months in the period/year

## Supply Chain and Distribution

Term	Description
Revenue	(i) Total monetary value of goods sold to wholesalers and retailers, plus (ii) Revenue from supply chain management and enablement services that we provide to our wholesalers and retailers
Adjusted Revenue	Same as revenue
Adjusted EBITDA	Supply Chain and Distribution segment results as per financials less rental expenses pertaining to 'Ind AS 116 leases'

## Platform Innovations

Term	Description
Revenue	Revenue from Platform Innovations business typically includes (i) revenue from sale of food and products, (ii) fees that we charge to our users and delivery partners and subscription revenue (net of discounts, credits and refunds other than free delivery), (iii) advertising fees from restaurant partners, merchant partners and brand partners, and (iv) fees for other business enablement services from restaurant partners and merchant partners.
Adjusted Revenue	Revenue from operations for Platform Innovations, plus (i) user delivery charges collected and passed on to delivery partners (net of any discounts, including free delivery discounts provided through Swiggy One membership program), plus (ii) fee from users collected and netted off from platform funded discounts given for corresponding orders (as applicable)
Adjusted EBITDA	Platform Innovations Segment results as per financials less rental expenses pertaining to 'Ind AS 116 leases'

**Annexure A - Statement of consolidated profit and loss**

(₹ Crore)

Sl. No.	Particulars	Quarter ended			Year ended	
		Mar 31, 2026	Dec 31, 2025	Mar 31, 2025	Mar 31, 2026	Mar 31, 2025
		Audited	Unaudited	Audited	Audited	Audited
<b>I</b>	<b>Income</b>					
	Revenue from operations	6,383	6,148	4,410	23,053	15,227
	Other income	266	96	121	508	396
	<b>Total income</b>	<b>6,649</b>	<b>6,244</b>	<b>4,531</b>	<b>23,561</b>	<b>15,623</b>
<b>II</b>	<b>Expenses</b>					
	Cost of materials consumed	11	8	5	45	28
	Purchases of stock-in-trade	2,899	2,757	1,849	10,044	5,985
	Changes in inventories of stock-in-trade	5	(19)	(1)	(22)	(12)
	Employee benefits expense	667	673	696	2,716	2,549
	Finance costs	56	55	32	200	101
	Depreciation and amortisation expense	312	313	206	1,217	612
	Other expenses					
	Advertising and sales promotion	1,024	1,108	978	4,207	2,712
	Delivery and related charges	1,577	1,533	1,161	5,849	4,429
	Others	897	870	684	3,445	2,321
	<b>Total expenses</b>	<b>7,448</b>	<b>7,298</b>	<b>5,610</b>	<b>27,701</b>	<b>18,725</b>
<b>III</b>	<b>Loss before share of loss of an associate, exceptional items and tax (I-II)</b>	<b>(799)</b>	<b>(1,054)</b>	<b>(1,079)</b>	<b>(4,140)</b>	<b>(3,102)</b>
<b>IV</b>	Share of loss of an associate	(1)	(1)	(2)	(4)	(3)
<b>V</b>	<b>Loss before exceptional items and tax (III+IV)</b>	<b>(800)</b>	<b>(1,055)</b>	<b>(1,081)</b>	<b>(4,144)</b>	<b>(3,105)</b>
<b>VI</b>	Exceptional items	-	(10)	-	(10)	(12)
<b>VII</b>	<b>Loss before tax (V+VI)</b>	<b>(800)</b>	<b>(1,065)</b>	<b>(1,081)</b>	<b>(4,154)</b>	<b>(3,117)</b>
<b>VIII</b>	<b>Tax expense</b>					
	(i) Current tax	-	-	-	-	-
	(ii) Deferred tax	-	-	-	-	-
	<b>Total tax expense (i+ii)</b>	<b>-</b>	<b>-</b>	<b>-</b>	<b>-</b>	<b>-</b>
<b>IX</b>	<b>Loss for the period/ year (VII - VIII)</b>	<b>(800)</b>	<b>(1,065)</b>	<b>(1,081)</b>	<b>(4,154)</b>	<b>(3,117)</b>
<b>X</b>	<b>Other comprehensive income/ (loss), net of tax</b>					
	<i>Items that will not be reclassified subsequently to profit or loss:</i>					
	- Changes in fair value of equity instruments carried at fair value through other comprehensive income ('FVTOCI')	-	-	-	1,350	5
	- Re-measurement gain/ (loss) on defined benefit plans	0	(1)	(2)	(4)	(4)
	<b>Other comprehensive income/ (loss) for the period/ year</b>	<b>0</b>	<b>(1)</b>	<b>(2)</b>	<b>1,346</b>	<b>1</b>
<b>XI</b>	<b>Total comprehensive loss for the period/ year, net of tax (IX+X)</b>	<b>(800)</b>	<b>(1,066)</b>	<b>(1,083)</b>	<b>(2,808)</b>	<b>(3,116)</b>
<b>XII</b>	<b>Loss for the period/ year attributable to:</b>					
	Owners of the Company	(800)	(1,065)	(1,081)	(4,154)	(3,117)
<b>XIII</b>	<b>Other comprehensive income/ (loss) for the period/ year attributable to:</b>					
	Owners of the Company	0	(1)	(2)	1,346	1
<b>XIV</b>	<b>Total comprehensive loss for the period/ year attributable to:</b>					
	Owners of the Company	(800)	(1,066)	(1,083)	(2,808)	(3,116)
<b>XV</b>	<b>Paid-up share capital (face value of ₹ 1 per share)</b>	261	260	229	261	229
<b>XVI</b>	<b>Other equity</b>				18,053	9,991
<b>XVII</b>	<b>Earnings/ (loss) per equity share (face value of ₹ 1 each) (₹)*</b>					
	(i) Basic	(3.34)	(4.36)	(4.60)	(16.87)	(13.72)
	(ii) Diluted	(3.34)	(4.36)	(4.60)	(16.87)	(13.72)

\* EPS is not annualised for the quarter ended March 31, 2026, December 31, 2025 and March 31, 2025.

**Annexure B - Statement of consolidated balance sheet**

(₹ Crore)

Sl.No	Particulars	As at	As at	As at
		Mar 31, 2026	Dec 31, 2025	Mar 31, 2025
		Audited	Unaudited	Audited
<b>I</b>	<b>ASSETS</b>			
	<b>Non-current assets</b>			
	Property, plant and equipment	1,304	1,247	1,059
	Right-of-use assets	2,344	2,451	1,625
	Goodwill	696	696	696
	Other intangible assets	214	221	251
	Investment in an associate	54	55	58
	Financial assets			
	Investments	2,711	2,827	1,296
	Other financial assets	1,315	2,315	888
	Income tax assets	161	162	125
	Other assets	111	121	101
	<b>Total non-current assets</b>	<b>8,910</b>	<b>10,095</b>	<b>6,099</b>
	<b>Current assets</b>			
	Inventories	76	86	55
	Financial assets			
	Investments	3,269	6,455	1,323
	Trade receivables	4,048	3,439	2,463
	Cash and cash equivalents	2,747	1,546	1,231
	Bank balances other than cash and cash equivalents	1,296	1,209	2,069
	Other financial assets	4,394	2,257	1,610
	Other assets	497	549	355
	<b>Total current assets</b>	<b>16,327</b>	<b>15,541</b>	<b>9,106</b>
	<b>Total assets</b>	<b>25,237</b>	<b>25,636</b>	<b>15,205</b>
	<b>EQUITY AND LIABILITIES</b>			
<b>II</b>	<b>Equity</b>			
	Equity share capital	261	260	229
	Other equity	18,053	18,638	9,991
	<b>Total equity</b>	<b>18,314</b>	<b>18,898</b>	<b>10,220</b>
<b>III</b>	<b>Liabilities</b>			
	<b>Non-current liabilities</b>			
	Financial liabilities			
	Lease liabilities	1,941	2,056	1,317
	Other financial liabilities	25	5	4
	Contract liabilities	12	26	28
	Provisions	68	64	49
	<b>Total non-current liabilities</b>	<b>2,046</b>	<b>2,151</b>	<b>1,398</b>
	<b>Current liabilities</b>			
	Financial liabilities			
	Borrowings	100	108	28
	Lease liabilities	510	509	357
	Trade payables	2,278	2,197	1,818
	Other financial liabilities	1,538	1,336	988
	Contract liabilities	28	24	22
	Other liabilities	304	301	282
	Provisions	119	112	92
	<b>Total current liabilities</b>	<b>4,877</b>	<b>4,587</b>	<b>3,587</b>
	<b>Total liabilities</b>	<b>6,923</b>	<b>6,738</b>	<b>4,985</b>
	<b>Total equity and liabilities (II+III)</b>	<b>25,237</b>	<b>25,636</b>	<b>15,205</b>

**Annexure C - Statement of consolidated cash flows**

(₹ Crore)

Sl.No	Particulars	Quarter ended			Year ended	
		Mar 31, 2026	Dec 31, 2025	Mar 31, 2025	Mar 31, 2026	Mar 31, 2025
		Audited	Unaudited	Audited	Audited	Audited
<b>I</b>	<b>Cash flow from operating activities</b>					
	<b>Loss before tax</b>	<b>(800)</b>	<b>(1,065)</b>	<b>(1,081)</b>	<b>(4,154)</b>	<b>(3,117)</b>
	<b>Adjustments to reconcile the loss before tax to net cash flows:</b>					
	Depreciation and amortisation expense	312	313	206	1,217	612
	Income on investments carried at fair value through profit or loss	(33)	(14)	(14)	(59)	(139)
	Interest income on security deposits carried at amortised cost	(5)	(4)	(4)	(17)	(10)
	Interest expense on liabilities measured at amortised cost	1	1	1	4	4
	Gain on termination of leases	(38)	(2)	0	(43)	(20)
	Impairment on property, plant and equipment	-	-	-	-	9
	Reversal of Impairment loss recognised in money market instruments	-	-	(3)	-	(3)
	Share based payment expense	215	233	326	966	1,173
	Profit on disposal of property, plant and equipment (net)	(4)	-	(2)	(4)	(2)
	Impairment allowances for doubtful debts and receivables	25	8	3	68	22
	Expenses incurred towards Initial Public Offer	-	-	-	-	3
	Impairment allowances for doubtful advances	1	-	0	1	2
	Interest on borrowings	4	3	2	9	16
	Interest on lease liabilities	51	51	29	187	81
	Interest income	(167)	(47)	(94)	(337)	(211)
	Share of loss of an associate	1	1	2	4	3
	Provision/liability no longer required written back	(5)	(29)	(1)	(34)	(5)
	Interest income on income tax refund	(14)	-	(2)	(14)	(5)
	<b>Operating loss before working capital adjustments</b>	<b>(456)</b>	<b>(551)</b>	<b>(632)</b>	<b>(2,206)</b>	<b>(1,587)</b>
	<b>Movements in working capital :</b>					
	(Increase)/decrease in inventories	10	(19)	3	(21)	(7)
	(Increase)/ decrease in trade receivables	(629)	(552)	(707)	(1,648)	(1,521)
	(Increase)/ decrease in other financial assets	14	(114)	(104)	22	(196)
	(Increase)/ decrease in other assets	69	(10)	10	(142)	(108)
	Increase/ (decrease) in trade payables	86	312	315	465	942
	Increase/ (decrease) in other financial liabilities	195	329	(85)	604	156
	Increase/ (decrease) in other liabilities	3	(76)	75	22	96
	Increase/ (decrease) in contract liabilities	(10)	(9)	3	(10)	(1)
	Increase/ (decrease) in provisions	10	18	8	38	17
	<b>Cash used in operating activities</b>	<b>(708)</b>	<b>(672)</b>	<b>(1,114)</b>	<b>(2,876)</b>	<b>(2,209)</b>
	Income tax refund /(paid)(net of TDS)	15	(11)	9	(22)	40
	<b>Net cash used in operating activities</b>	<b>(693)</b>	<b>(683)</b>	<b>(1,105)</b>	<b>(2,898)</b>	<b>(2,169)</b>
<b>II</b>	<b>Cash flow from investing activities</b>					
	Purchase of investments	(5,061)	(11,599)	(5,119)	(26,482)	(13,392)
	Proceeds from sale/maturity of investments	6,044	6,336	5,949	22,171	16,014
	Proceeds from sale of investment in Rapido	2,399	-	-	2,399	-
	Purchase of property, plant and equipment and other intangible assets	(195)	(216)	(430)	(919)	(750)
	Proceeds from disposal of property, plant and equipment and other intangible assets	7	-	5	8	7
	Redemption of/ (investment in) bank deposits, net	(1,183)	(3,277)	254	(2,415)	(3,395)
	Interest received	60	70	53	255	144
	<b>Net cash generated from / (used in) investing activities</b>	<b>2,071</b>	<b>(8,686)</b>	<b>712</b>	<b>(4,983)</b>	<b>(1,372)</b>
<b>III</b>	<b>Cash flow from financing activities</b>					
	Proceeds from fresh issue of equity shares	-	10,000	-	10,000	4,499
	Share issue expenses	-	(69)	-	(69)	-
	Transaction costs related to Initial Public Offer	-	-	-	-	(119)
	Proceeds from exercise of Employee Stock Option	1	1	5	5	5
	Payment of principal portion of lease liabilities	(115)	(114)	(71)	(415)	(220)
	Payment of interest portion of lease liabilities	(51)	(51)	(29)	(187)	(81)
	Proceeds from current borrowings	227	108	59	490	74
	Repayment of current borrowings	(235)	(127)	(31)	(418)	(46)
	Proceeds from long term borrowings	-	-	-	-	119
	Repayment of long term borrowings	-	-	-	-	(311)
	Interest paid	(4)	(3)	(2)	(9)	(17)
	<b>Net cash (used in) / generated from financing activities</b>	<b>(177)</b>	<b>9,745</b>	<b>(69)</b>	<b>9,397</b>	<b>3,903</b>
<b>IV</b>	<b>Net increase/ (decrease) in cash and cash equivalents (I+II+III)</b>	<b>1,201</b>	<b>376</b>	<b>(462)</b>	<b>1,516</b>	<b>362</b>
	Cash and cash equivalents at the beginning of the period*	1,546	1,170	1,693	1,231	869
<b>V</b>	<b>Cash and cash equivalents at the end of the period</b>	<b>2,747</b>	<b>1,546</b>	<b>1,231</b>	<b>2,747</b>	<b>1,231</b>

\* Net of Bank overdraft repayable on demand.

## Disclaimer

This document, except for historical information, may contain certain forward-looking statements including those describing the Company's strategies, strategic direction, objectives, future prospects, estimates etc. Forward-looking statements can be identified generally as those containing words such as 'expects, anticipates, intends, will, would, undertakes, aims, estimates, contemplates, seeks to, objective, goal, projects, should' and similar expressions or variations of these expressions or negatives of these terms. These forward-looking statements are based on certain expectations, assumptions, anticipated developments and are affected by factors including but not limited to, risk and uncertainties regarding any changes in the laws, rules and regulations relating to any aspects of the Company's business operations, general economic, market and business conditions, new or changed priorities of trade, significant changes in political stability in India and globally, government regulations and taxation, litigation, competition among others over which the Company does not have any direct control. The Company cannot, therefore, guarantee that the forward-looking statements made herein shall be realized. The Company undertakes no obligation to publicly update or revise any forward-looking statements, whether as a result of new information, future events, or otherwise.

## Use of Non-GAAP Measures

In addition to financial information presented in accordance with Ind AS, we believe certain Non-GAAP measures are useful in evaluating our operating performance. We use these Non-GAAP financial information to evaluate our ongoing operations and for internal planning and forecasting purposes. We believe that Non-GAAP financial information, when taken collectively with financial measures prepared in accordance with Ind AS, provides an additional tool for investors to use in assessment of our ongoing operating results and trends because it provides consistency and comparability with past financial performance.

Non GAAP measures used by us are defined below :

**Adjusted Revenue** = Consolidated Revenue from operations as per financials plus (i) user delivery charges collected and passed on to delivery partners (net of any discounts, including free delivery discounts provided through Swiggy One membership program), plus (ii) fee from user (that is not already included in revenue from operations) collected and netted off from platform funded discounts given for corresponding orders.

**Adjusted EBITDA** = Profit/loss as per financials excluding (i) tax expense (ii) other income (iii) depreciation and amortization expense (iv) finance cost (v) exceptional items (vi) share in net loss of an associate (vii) share based payment expense and (viii) rental expenses pertaining to 'Ind AS 116 leases'

These measures should be considered in addition to, not as substitutes for, or in isolation from, measures prepared in accordance with Ind AS.

# Walker Chandiook & Co LLP

**Walker Chandiook & Co LLP**  
5th Floor, No.65/2, Block "A",  
Bagmane Tridib, Bagmane  
Tech Park, C V Raman Nagar,  
Bengaluru 560093

T +91 80 4243 0700  
F +91 80 4126 1228

## **Independent Auditor's Report on the Consolidated Annual Financial Results of the Company Pursuant to Regulation 33 of the SEBI (Listing Obligations and Disclosure Requirements) Regulations, 2015 (as amended)**

**To the Board of Directors of Swiggy Limited**  
(formerly known as Swiggy Private Limited, Bundl Technologies Private Limited)

### **Opinion**

1. We have audited the accompanying consolidated annual financial results ('the Statement') of Swiggy Limited (formerly known as Swiggy Private Limited, Bundl Technologies Private Limited) ('the Holding Company') which includes the Swiggy Employee Stock Option Trust ('the Trust') and its subsidiaries (the Holding Company, the Trust and its subsidiaries together referred to as 'the Group') and its associate for the year ended 31 March 2026, attached herewith, being submitted by the Holding Company pursuant to the requirements of Regulation 33 of the SEBI (Listing Obligations and Disclosure Requirements) Regulations, 2015 (as amended) ('Listing Regulations').
2. In our opinion and to the best of our information and according to the explanations given to us, the Statement:
  - (i) includes the annual financial results of the entities listed in Annexure 1;
  - (ii) presents financial results in accordance with the requirements of Regulation 33 of the Listing Regulations; and
  - (iii) gives a true and fair view in conformity with the recognition and measurement principles laid down in the applicable Indian Accounting Standards ('Ind AS') prescribed under Section 133 of the Companies Act, 2013 ('the Act') read with the Companies (Indian Accounting Standards) Rules, 2015, and other accounting principles generally accepted in India, of the consolidated net loss after tax and other comprehensive income and other financial information of the Group and its associate, for the year ended 31 March 2026.

### **Basis for Opinion**

3. We conducted our audit in accordance with the Standards on Auditing specified under Section 143(10) of the Act. Our responsibilities under those standards are further described in *the Auditor's Responsibilities for the Audit of the Statement* section of our report. We are independent of the Group and its associate, in accordance with the Code of Ethics issued by the Institute of Chartered Accountants of India ('the ICAI') together with the ethical requirements that are relevant to our audit of the consolidated financial results under the provisions of the Act, and the rules thereunder, and we have fulfilled our other ethical responsibilities in accordance with these requirements and the Code of Ethics. We believe that the audit evidence obtained by us is sufficient and appropriate to provide a basis for our opinion.



Chartered Accountants

Offices in Bengaluru, Chandigarh, Chennai, Gurugram, Hyderabad, Kochi, Kolkata, Mumbai, New Delhi, Noida and Pune

Walker Chandiook & Co LLP is registered with limited liability with identification number AAC-2085 and its registered office at L-41 Connaught Circus, New Delhi, 110001, India

# Walker Chandniok & Co LLP

## Responsibilities of Management and Those Charged with Governance for the Statement

4. The Statement has been prepared on the basis of the consolidated annual financial statements and has been approved by the Holding Company's Board of Directors. The Holding Company's Board of Directors is responsible for the preparation and presentation of the Statement that gives a true and fair view of the consolidated net loss and other comprehensive income, and other financial information of the Group including its associate in accordance with the Ind AS prescribed under Section 133 of the Act read with the Companies (Indian Accounting Standards) Rules, 2015 and other accounting principles generally accepted in India and in compliance with Regulation 33 of the Listing Regulations. Further, in terms of the provisions of the Act, the respective Board of Directors of the companies included in the Group and its associate, are responsible for maintenance of adequate accounting records in accordance with the provisions of the Act, for safeguarding of the assets of the Group, and its associate, and for preventing and detecting frauds and other irregularities; selection and application of appropriate accounting policies; making judgments and estimates that are reasonable and prudent; and design, implementation and maintenance of adequate internal financial controls, that were operating effectively, for ensuring the accuracy and completeness of the accounting records, relevant to the preparation and presentation of the financial results, that give a true and fair view and are free from material misstatement, whether due to fraud or error. These financial results have been used for the purpose of preparation of the Statement by the Directors of the Holding Company, as aforesaid.
5. In preparing the Statement, the respective Board of Directors of the companies included in the Group and of its associate, are responsible for assessing the ability of the Group and of its associate, to continue as a going concern, disclosing, as applicable, matters related to going concern and using the going concern basis of accounting, unless the respective Board of Directors either intends to liquidate the Group or to cease operations, or has no realistic alternative but to do so.
6. Those respective Board of Directors are also responsible for overseeing the financial reporting process of the companies included in the Group and of its associate.

## Auditor's Responsibilities for the Audit of the Statement

7. Our objectives are to obtain reasonable assurance about whether the Statement as a whole is free from material misstatement, whether due to fraud or error, and to issue an auditor's report that includes our opinion. Reasonable assurance is a high level of assurance but is not a guarantee that an audit conducted in accordance with Standards on Auditing specified under Section 143(10) of the Act will always detect a material misstatement, when it exists. Misstatements can arise from fraud or error, and are considered material if, individually, or in the aggregate, they could reasonably be expected to influence the economic decisions of users taken on the basis of this Statement.
8. As part of an audit in accordance with the Standards on Auditing specified under Section 143(10) of the Act, we exercise professional judgment and maintain professional skepticism throughout the audit. We also:
  - Identify and assess the risks of material misstatement of the Statement, whether due to fraud or error, design and perform audit procedures responsive to those risks, and obtain audit evidence that is sufficient and appropriate to provide a basis for our opinion. The risk of not detecting a material misstatement resulting from fraud is higher than for one resulting from error, as fraud may involve collusion, forgery, intentional omissions, misrepresentations, or the override of internal control;
  - Obtain an understanding of internal control relevant to the audit in order to design audit procedures that are appropriate in the circumstances. Under Section 143(3) (i) of the Act, we are also responsible for expressing our opinion on whether the Holding Company has adequate internal financial controls with reference to financial statements in place and the operating effectiveness of such controls;
  - Evaluate the appropriateness of accounting policies used and the reasonableness of accounting estimates and related disclosures made by the Board of Directors;
  - Conclude on the appropriateness of Board of Directors use of the going concern basis of accounting and, based on the audit evidence obtained, whether a material uncertainty exists related to events or conditions that may cast significant doubt on the ability of the Group and its associate, to continue as a going concern. If we conclude that a material uncertainty exists, we are required to draw attention in our auditor's report to the related disclosures in the Statement or, if such disclosures are inadequate, to modify our opinion. Our conclusions are based on the audit evidence obtained up to the date of our auditor's report. However, future events or conditions may cause the Group and its associate to cease to continue as a going concern;
  - Evaluate the overall presentation, structure and content of the Statement, including the disclosures, and whether the Statement represents the underlying transactions and events in a manner that achieves fair presentation; and
  - Obtain sufficient appropriate audit evidence regarding the financial statements of the entities or business activities within the Group, and its associate, to express an opinion on the Statement. We are responsible for the direction, supervision and performance of the audit of financial information of such entities included in the Statement, of which we are the independent auditors. For the other entities included in the Statement, which have been audited by the other auditors, such other auditors remain responsible for the direction, supervision and performance of the audits carried out by them. We remain solely responsible for our audit opinion.



# Walker ChandioK &Co LLP

9. We communicate with those charged with governance of the Holding Company and such other entities included in the Statement, of which we are the independent auditors, regarding, among other matters, the planned scope and timing of the audit and significant audit findings, including any significant deficiencies in internal control that we identify during our audit.
10. We also provide those charged with governance with a statement that we have complied with relevant ethical requirements regarding independence, and to communicate with them all relationships and other matters that may reasonably be thought to bear on our independence, and where applicable, related safeguards.
11. We also performed procedures in accordance with circular issued by the SEBI under Regulation 33 (8) of the Listing Regulations, to the extent applicable.


## Other Matters

12. The Statement includes the Group's share of net loss after tax of ₹ 4 crores, and total comprehensive loss of ₹ 4 crores for the year ended 31 March 2026, in respect of one associate, based on their annual financial information, which has not been audited by its auditor. This financial information has been furnished to us by the Holding Company's management. Our opinion, in so far as it relates to the amounts and disclosures included in respect of aforesaid associate, is based solely on such unaudited financial information. In our opinion, and according to the information and explanations given to us by the management, this financial information is not material to the Group.

Our opinion is not modified in respect of this matter with respect to our reliance on the financial information certified by the management of the Holding Company.

13. The Statement includes the consolidated financial results for the quarter ended 31 March 2026, being the balancing figures between the audited consolidated figures in respect of the full financial year and the published unaudited year-to-date consolidated figures up to the third quarter of the current financial year, which were subject to limited review by us.
14. The audit of consolidated financial results for the corresponding quarter and year ended 31 March 2025 included in the Statement was carried out and reported by B S R & Co. LLP who had expressed an unmodified opinion vide their audit report dated 09 May 2025, whose report has been furnished to us and which has been relied upon by us for the purpose of our audit of the Statement. Our opinion is not modified in respect of this matter.

For **Walker ChandioK & Co LLP**  
Chartered Accountants  
Firm's Registration No.: 001076N/N500013



**Aasheesh Arjun Singh**  
Partner  
Membership No.: 210122  
UDIN: 26210122ZIYKQV1979

Bengaluru  
08 May 2026



# Walker Chandiook & Co LLP

Annexure 1 referred to in paragraph 1 of the Independent Auditor's Report on the Consolidated Annual Financial Results of the Company Pursuant to Regulation 33 of the SEBI (Listing Obligations and Disclosure Requirements) Regulations, 2015 (as amended)

## List of subsidiaries and associate included in the Statement:

Sr. No	Name of the Company	Country of Incorporation	Relationship
1	Swiggy Employee Stock Option Trust	India	Trust
2	Swiggy Networks Limited (formerly known as Swiggy Networks Private Limited, Scootsy Logistics Private Limited)	India	Subsidiary
3	Supr Infotech Solutions Limited (formerly known as Supr Infotech Solutions Private Limited)	India	Subsidiary
4	Lynks Logistics Limited	India	Subsidiary
5	Swiggy Sports Private Limited	India	Subsidiary
6	Swiggy Instamart Private Limited	India	Subsidiary
7	Loyal Hospitality Private Limited	India	Associate



**Statement of consolidated financial results for the quarter and year ended March 31, 2026**

(₹ Crore)

Sl. No.	Particulars	Quarter ended			Year ended	
		Mar 31, 2026	Dec 31, 2025	Mar 31, 2025	Mar 31, 2026	Mar 31, 2025
		Audited (Refer note 13)	Unaudited	Audited (Refer note 13)	Audited	Audited
<b>I</b>	<b>Income</b>					
	Revenue from operations	6,383	6,148	4,410	23,053	15,227
	Other income	266	96	121	508	396
	<b>Total income</b>	<b>6,649</b>	<b>6,244</b>	<b>4,531</b>	<b>23,561</b>	<b>15,623</b>
<b>II</b>	<b>Expenses</b>					
	Cost of materials consumed	11	8	5	45	28
	Purchases of stock-in-trade	2,899	2,757	1,849	10,044	5,985
	Changes in inventories of stock-in-trade	5	(19)	(1)	(22)	(12)
	Employee benefits expense	667	673	696	2,716	2,549
	Finance costs	56	55	32	200	101
	Depreciation and amortisation expense	312	313	206	1,217	612
	Other expenses					
	Advertising and sales promotion	1,024	1,108	978	4,207	2,712
	Delivery and related charges	1,577	1,533	1,161	5,849	4,429
	Others	897	870	684	3,445	2,321
	<b>Total expenses</b>	<b>7,448</b>	<b>7,298</b>	<b>5,610</b>	<b>27,701</b>	<b>18,725</b>
<b>III</b>	<b>Loss before share of loss of an associate, exceptional items and tax (I-II)</b>	<b>(799)</b>	<b>(1,054)</b>	<b>(1,079)</b>	<b>(4,140)</b>	<b>(3,102)</b>
<b>IV</b>	<b>Share of loss of an associate</b>	<b>(1)</b>	<b>(1)</b>	<b>(2)</b>	<b>(4)</b>	<b>(3)</b>
<b>V</b>	<b>Loss before exceptional items and tax (III+IV)</b>	<b>(800)</b>	<b>(1,055)</b>	<b>(1,081)</b>	<b>(4,144)</b>	<b>(3,105)</b>
<b>VI</b>	<b>Exceptional items (Refer note 4)</b>	<b>-</b>	<b>(10)</b>	<b>-</b>	<b>(10)</b>	<b>(12)</b>
<b>VII</b>	<b>Loss before tax (V+VI)</b>	<b>(800)</b>	<b>(1,065)</b>	<b>(1,081)</b>	<b>(4,154)</b>	<b>(3,117)</b>
<b>VIII</b>	<b>Tax expense</b>					
	(i) Current tax	-	-	-	-	-
	(ii) Deferred tax	-	-	-	-	-
	<b>Total tax expense (i+ii)</b>	<b>-</b>	<b>-</b>	<b>-</b>	<b>-</b>	<b>-</b>
<b>IX</b>	<b>Loss for the period/ year (VII - VIII)</b>	<b>(800)</b>	<b>(1,065)</b>	<b>(1,081)</b>	<b>(4,154)</b>	<b>(3,117)</b>
<b>X</b>	<b>Other comprehensive income/ (loss), net of tax</b>					
	<i>Items that will not be reclassified subsequently to profit or loss:</i>					
	- Changes in fair value of equity instruments carried at fair value through other comprehensive income ("FVTOCI") (Refer note 8)	-	-	-	1,350	5
	- Re-measurement gain/ (loss) on defined benefit plans	0	(1)	(2)	(4)	(4)
	<b>Other comprehensive income/ (loss) for the period/ year</b>	<b>0</b>	<b>(1)</b>	<b>(2)</b>	<b>1,346</b>	<b>1</b>
<b>XI</b>	<b>Total comprehensive loss for the period/ year, net of tax (IX+X)</b>	<b>(800)</b>	<b>(1,066)</b>	<b>(1,083)</b>	<b>(2,808)</b>	<b>(3,116)</b>
<b>XII</b>	<b>Loss for the period/ year attributable to:</b>					
	Owners of the Company	(800)	(1,065)	(1,081)	(4,154)	(3,117)
<b>XIII</b>	<b>Other comprehensive income/ (loss) for the period/ year attributable to:</b>					
	Owners of the Company	0	(1)	(2)	1,346	1
<b>XIV</b>	<b>Total comprehensive loss for the period/ year attributable to:</b>					
	Owners of the Company	(800)	(1,066)	(1,083)	(2,808)	(3,116)
<b>XV</b>	<b>Paid-up share capital (face value of ₹ 1 per share)</b>	<b>261</b>	<b>260</b>	<b>229</b>	<b>261</b>	<b>229</b>
<b>XVI</b>	<b>Other equity</b>				<b>18,053</b>	<b>9,991</b>
<b>XVII</b>	<b>Earnings/ (loss) per equity share (face value of ₹ 1 each) (₹)*</b>					
	(i) Basic	(3.34)	(4.36)	(4.60)	(16.87)	(13.72)
	(ii) Diluted	(3.34)	(4.36)	(4.60)	(16.87)	(13.72)

\* EPS is not annualised for the quarter ended March 31, 2026, December 31, 2025 and March 31, 2025.



**Swiggy Limited**  
(formerly known as Swiggy Private Limited, Bundl Technologies Private Limited)  
Statement of consolidated balance sheet



(₹ Crore)

Sl.No.	Particulars	As at	As at
		Mar 31, 2026	Mar 31, 2025
		Audited	Audited
<b>I</b>	<b>ASSETS</b>		
	<b>Non-current assets</b>		
	Property, plant and equipment	1,304	1,059
	Right-of-use assets	2,344	1,625
	Goodwill	696	696
	Other intangible assets	214	251
	Investment in an associate	54	58
	<b>Financial assets</b>		
	Investments	2,711	1,296
	Other financial assets	1,315	888
	Income tax assets	161	125
	Other assets	111	101
	<b>Total non-current assets</b>	<b>8,910</b>	<b>6,099</b>
	<b>Current assets</b>		
	Inventories	76	55
	<b>Financial assets</b>		
	Investments	3,269	1,323
	Trade receivables	4,048	2,463
	Cash and cash equivalents	2,747	1,231
	Bank balances other than cash and cash equivalents	1,296	2,069
	Other financial assets	4,394	1,610
	Other assets	497	355
	<b>Total current assets</b>	<b>16,327</b>	<b>9,106</b>
	<b>Total assets</b>	<b>25,237</b>	<b>15,205</b>
	<b>EQUITY AND LIABILITIES</b>		
<b>II</b>	<b>Equity</b>		
	Equity share capital	261	229
	Other equity	18,053	9,991
	<b>Total equity</b>	<b>18,314</b>	<b>10,220</b>
<b>III</b>	<b>Liabilities</b>		
	<b>Non-current liabilities</b>		
	<b>Financial liabilities</b>		
	Lease liabilities	1,941	1,317
	Other financial liabilities	25	4
	Contract liabilities	12	28
	Provisions	68	49
	<b>Total non-current liabilities</b>	<b>2,046</b>	<b>1,398</b>
	<b>Current liabilities</b>		
	<b>Financial liabilities</b>		
	Borrowings	100	28
	Lease liabilities	510	357
	Trade payables		
	Total outstanding dues of micro enterprises and small enterprises; and	178	60
	Total outstanding dues of creditors other than micro enterprises and small enterprises	2,100	1,758
	Other financial liabilities	1,538	988
	Contract liabilities	28	22
	Other liabilities	304	282
	Provisions	119	92
	<b>Total current liabilities</b>	<b>4,877</b>	<b>3,587</b>
	<b>Total liabilities</b>	<b>6,923</b>	<b>4,985</b>
	<b>Total equity and liabilities (II+III)</b>	<b>25,237</b>	<b>15,205</b>



**Swiggy Limited**  
(formerly known as Swiggy Private Limited, Bundl Technologies Private Limited)  
Statement of consolidated cash flows



(₹ Crore)

Sl.No.	Particulars	Year ended	
		Mar 31, 2026	Mar 31, 2025
		Audited	Audited
<b>I</b>	<b>Cash flow from operating activities</b>		
	<b>Loss before tax</b>	<b>(4,154)</b>	<b>(3,117)</b>
	<b>Adjustments to reconcile the loss before tax to net cash flows:</b>		
	Depreciation and amortisation expense	1,217	612
	Income on investments carried at fair value through profit or loss	(59)	(139)
	Interest income on security deposits carried at amortised cost	(17)	(10)
	Interest expense on liabilities measured at amortised cost	4	4
	Gain on termination of leases	(43)	(20)
	Impairment on property, plant and equipment	-	9
	Reversal of Impairment loss recognised in money market instruments	-	(3)
	Share based payment expense	966	1,173
	Profit on disposal of property, plant and equipment (net)	(4)	(2)
	Impairment allowances for doubtful debts and receivables	68	22
	Expenses incurred towards Initial Public Offer	-	3
	Impairment allowances for doubtful advances	1	2
	Interest on borrowings	9	16
	Interest on lease liabilities	187	81
	Interest income	(337)	(211)
	Share of loss of an associate	4	3
	Provision/liability no longer required written back	(34)	(5)
	Interest income on income tax refund	(14)	(5)
	<b>Operating loss before working capital adjustments</b>	<b>(2,206)</b>	<b>(1,587)</b>
	<b>Movements in working capital :</b>		
	(Increase)/decrease in inventories	(21)	(7)
	(Increase)/ decrease in trade receivables	(1,648)	(1,521)
	(Increase)/ decrease in other financial assets	22	(196)
	(Increase)/ decrease in other assets	(142)	(108)
	Increase/ (decrease) in trade payables	465	942
	Increase/ (decrease) in other financial liabilities	604	156
	Increase/ (decrease) in other liabilities	22	96
	Increase/ (decrease) in contract liabilities	(10)	(1)
	Increase/ (decrease) in provisions	38	17
	<b>Cash used in operating activities</b>	<b>(2,876)</b>	<b>(2,209)</b>
	Income tax (paid)/refund (net of TDS)	(22)	40
	<b>Net cash used in operating activities</b>	<b>(2,898)</b>	<b>(2,169)</b>
<b>II</b>	<b>Cash flow from investing activities</b>		
	Purchase of investments	(26,482)	(13,392)
	Proceeds from sale/maturity of investments	22,171	16,014
	Proceeds from sale of investment in Rapido	2,399	-
	Purchase of property, plant and equipment and other intangible assets	(919)	(750)
	Proceeds from disposal of property, plant and equipment and other intangible assets	8	7
	Investment in bank deposits, net	(2,415)	(3,395)
	Interest received	255	144
	<b>Net cash used in investing activities</b>	<b>(4,983)</b>	<b>(1,372)</b>
<b>III</b>	<b>Cash flow from financing activities</b>		
	Proceeds from fresh issue of equity shares	10,000	4,499
	Share issue expenses	(69)	-
	Transaction costs related to Initial Public Offer	-	(119)
	Proceeds from exercise of Employee Stock Option	5	5
	Payment of principal portion of lease liabilities	(415)	(220)
	Payment of interest portion of lease liabilities	(187)	(81)
	Proceeds from current borrowings	490	74
	Repayment of current borrowings	(418)	(46)
	Proceeds from long term borrowings	-	119
	Repayment of long term borrowings	-	(311)
	Interest paid	(9)	(17)
	<b>Net cash generated from financing activities</b>	<b>9,397</b>	<b>3,903</b>
<b>IV</b>	<b>Net increase in cash and cash equivalents (I+II+III)</b>	<b>1,516</b>	<b>362</b>
	Cash and cash equivalents at the beginning of the period*	1,231	869
<b>V</b>	<b>Cash and cash equivalents at the end of the period</b>	<b>2,747</b>	<b>1,231</b>

\*Net of Bank overdraft repayable on demand.



- The above consolidated results were reviewed and recommended by the Audit Committee and approved by the Board of Directors at their meeting held on May 08, 2026. The statutory auditors have issued an unmodified opinion on the audited consolidated financial results for the quarter and year ended March 31, 2026.
- These consolidated financial results have been prepared in accordance with Indian Accounting Standards ('Ind AS') prescribed under Section 133 of the Companies Act, 2013, along with the relevant rules issued thereunder and other accounting principles generally accepted in India and in terms of Regulation 33 of the SEBI (Listing Obligations and Disclosure Requirements) Regulations, 2015, as amended ('Listing Regulations').
- During the year ended March 31, 2025, the Company had completed an initial public offering (IPO) and received total proceeds of ₹ 4,359 crore (net of issue expenses) on account of fresh issue. The Company's equity shares were listed on the National Stock Exchange of India Limited (NSE) and BSE Limited (BSE).
- Exceptional items includes:

Particulars	Quarter ended			Year ended	
	Mar 31, 2026	Dec 31, 2025	Mar 31, 2025	Mar 31, 2026	Mar 31, 2025
	Audited (Refer note 13)	Unaudited	Audited (Refer note 13)	Unaudited	Audited
Impairment on property, plant and equipment <sup>(i)</sup>	-	-	-	-	9
Expenses/ (reversals) incurred towards Initial Public Offer <sup>(ii)</sup>	-	-	-	-	3
Statutory impact of new Labour Code (Refer note 10)	-	10	-	10	-
<b>Total</b>	-	<b>10</b>	-	<b>10</b>	<b>12</b>

- (i) Majorly pertains to certain closed dark stores and inactive kitchens.  
(ii) Pertains to listing expenses in connection with public offer of equity shares.

#### 5 Segment information


Operating segments are defined as components of an enterprise for which discrete financial information is available that is evaluated regularly by the Chief Operating Decision Maker ("CODM"), in deciding how to allocate resources and in assessing performance. The Group's chief operating decision maker is the Managing Director and Chief Executive Officer.

The operating segments comprises of:

- Food delivery** : offer on-demand food delivery services through a network of restaurant partners and delivery partners, which is available through mobile application and/ or website.
- Out-of-home consumption** : offers restaurant dining solutions (that we provide through DineOut) and access to curated outdoor events through Scenes.
- Quick commerce** : offer on-demand grocery and a growing array of household items to users through Instamart.
- Supply chain and distribution** : offer comprehensive supply chain services to wholesalers, retailers, and fast-moving consumer goods ("FMCG") brands, leveraging our warehousing capabilities. We streamline the value-chain and ensure reliable, fast, and cost-effective order fulfilment for wholesalers, retailers and FMCG companies.
- Platform Innovations** : consists of set of incubators for new service offerings to create more frequent and meaningful touchpoints for our users, this segment includes business verticals such as Private Brands, Swiggy - Genie, Swiggy-Minis, Swiggy Sports, Snacc, Toing, Crew etc.

Summary of segment information as below:

Particulars	Quarter ended			Year ended	
	Mar 31, 2026	Dec 31, 2025	Mar 31, 2025	Mar 31, 2026	Mar 31, 2025
	Audited (Refer note 13)	Unaudited	Audited (Refer note 13)	Audited	Audited
<b>a. Revenue from operations (total segment revenue)</b>					
Food Delivery	2,075	2,041	1,629	7,839	6,362
Out of home consumption	107	103	67	375	238
Quick-commerce	1,057	1,016	689	3,859	2,130
Supply chain and distribution	3,135	2,981	2,004	10,935	6,418
Platform Innovations	11	9	22	52	88
	<b>6,385</b>	<b>6,150</b>	<b>4,411</b>	<b>23,060</b>	<b>15,236</b>
<b>b. Less: revenue from operations (inter-segment)</b>					
Food Delivery	(2)	(2)	(1)	(7)	(9)
	<b>(2)</b>	<b>(2)</b>	<b>(1)</b>	<b>(7)</b>	<b>(9)</b>
<b>c. Revenue from operations (a-b)</b>					
Food Delivery	2,073	2,039	1,628	7,832	6,353
Out of home consumption	107	103	67	375	238
Quick-commerce	1,057	1,016	689	3,859	2,130
Supply chain and distribution	3,135	2,981	2,004	10,935	6,418
Platform Innovations	11	9	22	52	88
	<b>6,383</b>	<b>6,148</b>	<b>4,410</b>	<b>23,053</b>	<b>15,227</b>
<b>Segment results</b>					
Food Delivery	306	282	220	1,041	603
Out of home consumption	10	8	2	29	(28)
Quick-commerce	(736)	(791)	(771)	(3,063)	(1,896)
Supply chain and distribution	(4)	(8)	(51)	(77)	(218)
Platform Innovations	(58)	(40)	(36)	(195)	(73)
	<b>(482)</b>	<b>(549)</b>	<b>(636)</b>	<b>(2,265)</b>	<b>(1,612)</b>
Add: Other income	266	96	121	508	396
Less: Share based payment expense	(215)	(233)	(326)	(966)	(1,173)
Less: Finance costs	(56)	(55)	(32)	(200)	(101)
Less: Depreciation and amortisation expense	(312)	(313)	(206)	(1,217)	(612)
Less: Exceptional items	-	(10)	-	(10)	(12)
Less: Share of loss of an associate	(1)	(1)	(2)	(4)	(3)
<b>Loss before tax</b>	<b>(800)</b>	<b>(1,065)</b>	<b>(1,081)</b>	<b>(4,154)</b>	<b>(3,117)</b>



May

- 6 During the quarter ended March 31, 2026, the Swiggy Employee Stock Option Trust ("Trust") has transferred 95,68,962 equity shares of ₹ 1 each pursuant to the exercise of stock options by employees under various Employee Stock Option Schemes.
- 7 On September 23, 2025, the Board of Directors of the Company approved the incorporation of a step-down subsidiary, "Swiggy Instamart Private Limited", under "Swiggy Networks Limited" (formerly Swiggy Networks Private Limited, Scootsy Logistics Private Limited), for transfer of the Company's Instamart business on a going concern basis by way of slump sale. The proposal was approved by the shareholders on November 01, 2025, through postal ballot. The effective date of the transfer is April 01, 2026. The transaction is intra-group in nature and does not result in any change in ownership or control of the Group and has no impact on the consolidated financial results.
- 8 During the year ended March 31, 2026, the Company completed the sale of its entire investment in Roppen Transportation Services Private Limited (Rapido) for a consideration of ₹ 2,399 crore, pursuant to requisite Board and shareholder approvals. The investment was measured at the contracted sale consideration, and a gain of ₹1,350 crore was recognised in Other Comprehensive Income.
- 9 During the year ended March 31, 2026, the Company allotted 26,66,66,663 equity shares of face value ₹ 1 each to eligible Qualified Institutional Buyers (QIB) at an issue price of ₹ 375 per equity share (including premium of ₹ 374 per equity share) aggregating to ₹ 10,000 crore pursuant to Qualified Institutions Placement (QIP) in accordance with the provisions of Securities and Exchange Board of India (Issue of Capital and Disclosure Requirements) Regulations (the "SEBI ICDR Regulations").
- 10 The Government of India has consolidated 29 existing labour legislations into a unified framework comprising four Labour Codes, viz., Code on Wages, Code on Social Security, 2020, Industrial Relations Code, 2020 and Occupational Safety, Health and Working Conditions Code 2020 (collectively referred to as "Labour Codes"). These Labour Codes govern employee-related matters, including employee benefits during employment and post-employment and have been made effective November 21, 2025. Based on actuarial valuation, the Group has recognised the impact of additional gratuity liability arising from the implementation of the New Labour Codes as "Statutory impact of new Labour Codes" under "Exceptional items" in the Statement of Consolidated Financial Results during the quarter ended December 31, 2025, considering the non-recurring nature of this impact. This incremental impact is primarily arising due to change in wage definition. The Group continues to monitor the developments pertaining to Labour Codes and will evaluate impact if any on the measurement of liability pertaining to employee benefits.
- 11 During the quarter ended December 31, 2025, the Group received ₹ 31 crore under its Employee Dishonesty Insurance Policy (Crime policy), against a claim of ₹ 33 crore, in respect of an embezzlement incident reported during the financial year ended March 31, 2024. The amount received has been recognised as Other Income in the Statement of Consolidated Financial Results.
- 12 Effective from the quarter ended June 30, 2025, all comparative figures have been restated from ₹ million to ₹ crore, rounded off to the nearest ₹ crore, to maintain consistency in presentation, any minor variances arising from this change are solely attributable to rounding adjustments. Further, amounts which are less than half a crore are appearing as "0".
- 13 The figures for the quarters ended March 31, 2026, and March 31, 2025, represent the differences between the audited annual financial results for the years ended March 31, 2026, and March 31, 2025, and the unaudited year-to-date results up to December 31, 2025, and December 31, 2024, respectively.
- 14 Subsequent to the year ended March 31, 2026, the Board of Directors of the Company, in their meeting held on April 10, 2026, appointed Mr. Rahul Bothra (DIN: 08189873) and Mr. Phani Kishan Addepalli (DIN: 10074650) as Additional Directors (Executive Non-Independent) of the Company, with effect from June 01, 2026, to hold office up to the ensuing Annual General Meeting ("AGM"). Further, Mr. Lakshmi Nandan Reddy Obul has rendered his resignation as Whole time Director - Head of Innovation of the Company effective April 10, 2026.
- 15 The consolidated financial results for the quarter and year ended March 31, 2026 are also being made available on the Stock Exchange websites [www.bseindia.com](http://www.bseindia.com) and [www.nseindia.com](http://www.nseindia.com) and on the Company's website: [www.swiggy.com](http://www.swiggy.com).

*for and on behalf of the Board of Directors*

**Swiggy Limited (formerly known as Swiggy Private Limited, Bundl Technologies Private Limited)**



*M. Sriharsha Majety*  
**Sriharsha Majety**  
Managing Director & Group Chief Executive Officer  
DIN: 06680073

Location: Bengaluru  
Date: May 08, 2026



# Walker Chandiook & Co LLP

**Walker Chandiook & Co LLP**  
5th Floor, No.65/2, Block "A",  
Bagmane Tridib, Bagmane  
Tech Park, C V Raman Nagar,  
Bengaluru 560093

T +91 80 4243 0700  
F +91 80 4126 1228

## **Independent Auditor's Report on the Standalone Annual Financial Results of the Company Pursuant to Regulation 33 of the SEBI (Listing Obligations and Disclosure Requirements) Regulations, 2015 (as amended)**

### **To the Board of Directors of Swiggy Limited**

*(formerly known as Swiggy Private Limited, Bundl Technologies Private Limited)*

### **Opinion**

1. We have audited the accompanying standalone annual financial results ('the Statement') of Swiggy Limited *(formerly known as Swiggy Private Limited, Bundl Technologies Private Limited)* ('the Company') which includes the Swiggy Employee Stock Option Trust ('the Trust') for the year ended 31 March 2026, attached herewith, being submitted by the Company pursuant to the requirements of Regulation 33 of the SEBI (Listing Obligations and Disclosure Requirements) Regulations, 2015 (as amended) ('Listing Regulations').
2. In our opinion and to the best of our information and according to the explanations given to us, the Statement:
  - (i) presents financial results in accordance with the requirements of Regulation 33 of the Listing Regulations; and
  - (ii) gives a true and fair view in conformity with the recognition and measurement principles laid down in the applicable Indian Accounting Standards ('Ind AS') specified under Section 133 of the Companies Act, 2013 ('the Act'), read with the Companies (Indian Accounting Standards) Rules, 2015, and other accounting principles generally accepted in India, of the standalone net loss after tax and other comprehensive income and other financial information of the Company for the year ended 31 March 2026.

### **Basis for Opinion**

3. We conducted our audit in accordance with the Standards on Auditing specified under Section 143(10) of the Act. Our responsibilities under those standards are further described in the *Auditor's Responsibilities for the Audit of the Statement* section of our report. We are independent of the Company in accordance with the Code of Ethics issued by the Institute of Chartered Accountants of India ('the ICAI') together with the ethical requirements that are relevant to our audit of the financial results under the provisions of the Act and the rules thereunder, and we have fulfilled our other ethical responsibilities in accordance with these requirements and the Code of Ethics. We believe that the audit evidence obtained by us, is sufficient and appropriate to provide a basis for our opinion.

### **Responsibilities of Management and Those Charged with Governance for the Statement**

4. This Statement has been prepared on the basis of the standalone annual financial statements and has been approved by the Company's Board of Directors. The Company's Board of Directors is responsible for the preparation and presentation of the Statement that gives a true and fair view of the net loss and other comprehensive income and other financial information of the Company in accordance with the Ind AS specified under Section 133 of the Act, read with the Companies (Indian Accounting Standards) Rules, 2015 and other accounting principles generally accepted in India, and in compliance with Regulation 33 of the Listing Regulations. This responsibility also includes maintenance of adequate accounting records in accordance with the provisions of the Act for safeguarding of the assets of the Company and for preventing and detecting frauds and other irregularities; selection and application of appropriate accounting policies; making judgments and estimates that are reasonable and prudent; and design, implementation and maintenance of adequate internal financial controls that were operating effectively for ensuring the accuracy and completeness of the accounting records, relevant to the preparation and presentation of the Statement that gives a true and fair view and is free from material misstatement, whether due to fraud or error.



Chartered Accountants

Offices in Bengaluru, Chandigarh, Chennai, Gurugram, Hyderabad, Kochi, Kolkata, Mumbai, New Delhi, Noida and Pune

Walker Chandiook & Co LLP is registered with limited liability with identification number AAC-2085 and its registered office at L-41 Connaught Circus, New Delhi, 110001, India

# Walker Chandiook & Co LLP

5. In preparing the Statement, the Board of Directors is responsible for assessing the Company's ability to continue as a going concern, disclosing, as applicable, matters related to going concern, and using the going concern basis of accounting unless the Board of Directors either intends to liquidate the Company or to cease operations, or has no realistic alternative but to do so.
6. The Board of Directors is also responsible for overseeing the Company's financial reporting process.

## **Auditor's Responsibilities for the Audit of the Statement**

7. Our objectives are to obtain reasonable assurance about whether the Statement as a whole is free from material misstatement, whether due to fraud or error, and to issue an auditor's report that includes our opinion. Reasonable assurance is a high level of assurance but is not a guarantee that an audit conducted in accordance with Standards on Auditing, specified under Section 143(10) of the Act, will always detect a material misstatement when it exists. Misstatements can arise from fraud or error and are considered material if, individually or in the aggregate, they could reasonably be expected to influence the economic decisions of users taken on the basis of this Statement.
8. As part of an audit in accordance with the Standards on Auditing, specified under Section 143(10) of the Act, we exercise professional judgment and maintain professional skepticism throughout the audit. We also:
  - Identify and assess the risks of material misstatement of the Statement, whether due to fraud or error, design and perform audit procedures responsive to those risks, and obtain audit evidence that is sufficient and appropriate to provide a basis for our opinion. The risk of not detecting a material misstatement resulting from fraud is higher than for one resulting from error, as fraud may involve collusion, forgery, intentional omissions, misrepresentations, or the override of internal control;
  - Obtain an understanding of internal control relevant to the audit in order to design audit procedures that are appropriate in the circumstances. Under Section 143(3) (i) of the Act, we are also responsible for expressing our opinion on whether the Company has in place an adequate internal financial controls with reference to financial statements and the operating effectiveness of such controls;
  - Evaluate the appropriateness of accounting policies used and the reasonableness of accounting estimates and related disclosures made by the Board of Directors;
  - Conclude on the appropriateness of the Board of Directors' use of the going concern basis of accounting and, based on the audit evidence obtained, whether a material uncertainty exists related to events or conditions that may cast significant doubt on the Company's ability to continue as a going concern. If we conclude that a material uncertainty exists, we are required to draw attention in our auditor's report to the related disclosures in the Statement or, if such disclosures are inadequate, to modify our opinion. Our conclusions are based on the audit evidence obtained up to the date of our auditor's report. However, future events or conditions may cause the Company to cease to continue as a going concern; and
  - Evaluate the overall presentation, structure and content of the Statement, including the disclosures, and whether the Statement represents the underlying transactions and events in a manner that achieves fair presentation.
9. We communicate with those charged with governance regarding, among other matters, the planned scope and timing of the audit and significant audit findings, including any significant deficiencies in internal control that we identify during our audit.
10. We also provide those charged with governance with a statement that we have complied with relevant ethical requirements regarding independence, and to communicate with them all relationships and other matters that may reasonably be thought to bear on our independence, and where applicable, related safeguards.

## **Other Matters**


11. The Statement includes the financial results for the quarter ended 31 March 2026, being the balancing figures between the audited figures in respect of the full financial year and the published unaudited year-to-date figures up to the third quarter of the current financial year, which were subject to limited review by us.



# Walker Chandiok & Co LLP

12. The audit of standalone financial results for the corresponding quarter and year ended 31 March 2025 included in the Statement was carried out and reported by B S R & Co. LLP who had expressed an unmodified opinion vide their audit report dated 09 May 2025, whose report has been furnished to us, and which has been relied upon by us for the purpose of our audit of the Statement. Our opinion is not modified in respect of this matter.

For **Walker Chandiok & Co LLP**  
Chartered Accountants  
Firm's Registration No.: 001076N/N500013



**Aasheesh Arjun Singh**  
Partner  
Membership No.: 210122  
UDIN: 26210122QFPVOY6585

Bengaluru  
08 May 2026



**Swiggy Limited**  
(formerly known as Swiggy Private Limited, Buntl Technologies Private Limited)



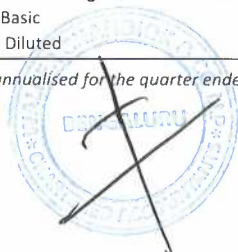
CIN: L74110KA2013PLC096530  
Registered office: Survey No.14, No. 158, 3rd - 6th Floor, Tower 1, Sumadhura Capitol Towers, Pattanduru Agrahara Village, K.R.Puram Hobli, Bangalore East Taluk, Bengaluru - 560066, Karnataka, India  
Tel: 080-68422422 | Email ID: ir@swiggy.in | Web site: www.swiggy.com

**Statement of standalone financial results for the quarter and year ended March 31, 2026**

(₹ Crore)

Sl.No.	Particulars	Quarter ended			Year ended	
		Mar 31, 2026	Dec 31, 2025	Mar 31, 2025	Mar 31, 2026	Mar 31, 2025
		Audited (Refer note 15)	Unaudited	Audited (Refer note 15)	Audited	Audited
	<b>Continuing operations</b>					
I	<b>Income</b>					
	Revenue from operations	2,194	2,153	1,711	8,258	6,667
	Other income	301	108	149	629	598
	<b>Total income</b>	<b>2,495</b>	<b>2,261</b>	<b>1,860</b>	<b>8,887</b>	<b>7,265</b>
II	<b>Expenses</b>					
	Cost of materials consumed	11	8	5	45	28
	Employee benefits expense	452	458	539	1,882	1,997
	Finance costs	6	7	4	21	18
	Depreciation and amortisation expense	73	22	24	142	100
	Other expenses					
	Advertising and sales promotion	458	452	367	1,757	1,414
	Delivery and related charges	1,029	1,005	761	3,843	3,152
	Others	187	197	170	761	713
	<b>Total expenses</b>	<b>2,216</b>	<b>2,149</b>	<b>1,870</b>	<b>8,451</b>	<b>7,422</b>
III	<b>Profit/(loss) before exceptional items and tax (I-II)</b>	<b>279</b>	<b>112</b>	<b>(10)</b>	<b>436</b>	<b>(157)</b>
IV	Exceptional items (Refer note 4)	(13)	(7)	-	(20)	(44)
V	<b>Profit/(loss) from continuing operations before tax (III+IV)</b>	<b>266</b>	<b>105</b>	<b>(10)</b>	<b>416</b>	<b>(201)</b>
VI	<b>Tax expense</b>					
	(i) Current tax	-	-	-	-	-
	(ii) Deferred tax	-	-	-	-	-
	<b>Total tax expense from continuing operations (i+ii)</b>	<b>-</b>	<b>-</b>	<b>-</b>	<b>-</b>	<b>-</b>
VII	<b>Profit/(loss) for the period/ year from continuing operations (V - VI)</b>	<b>266</b>	<b>105</b>	<b>(10)</b>	<b>416</b>	<b>(201)</b>
VIII	Loss from discontinued operations before tax (Refer note 9)	(918)	(1,000)	(917)	(3,835)	(2,341)
IX	Tax expense of discontinued operations	-	-	-	-	-
X	<b>Loss for the period/ year from discontinued operations (VIII - IX)</b>	<b>(918)</b>	<b>(1,000)</b>	<b>(917)</b>	<b>(3,835)</b>	<b>(2,341)</b>
XI	<b>Loss for the period/year (VII + X)</b>	<b>(652)</b>	<b>(895)</b>	<b>(927)</b>	<b>(3,419)</b>	<b>(2,542)</b>
XII	<b>Other comprehensive income/ (loss), net of tax</b>					
	<i>Items that will not be reclassified subsequently to profit or loss:</i>					
	- Changes in fair value of equity instruments carried at fair value through other comprehensive income ("FVTOCI") (Refer note 10)	-	-	-	1,350	5
	- Re-measurement gain/ (loss) on defined benefit plans	(0)	(1)	(2)	(4)	(3)
	<b>Other comprehensive income/ (loss) for the period/ year</b>	<b>(0)</b>	<b>(1)</b>	<b>(2)</b>	<b>1,346</b>	<b>2</b>
XIII	<b>Total comprehensive loss for the period/ year, net of tax (XI + XII)</b>	<b>(652)</b>	<b>(896)</b>	<b>(929)</b>	<b>(2,073)</b>	<b>(2,540)</b>
XIV	Paid-up share capital (face value of ₹ 1 per share)	261	260	229	261	229
XV	Other equity				20,578	11,781
XVI	<b>Earnings/ (loss) per equity share (face value of ₹ 1 each) (₹)*</b>					
	<b>For continuing operations</b>					
	(i) Basic	1.00	0.43	(0.04)	1.69	(0.88)
	(ii) Diluted	1.00	0.43	(0.04)	1.68	(0.88)
	<b>For discontinued operations</b>					
	(i) Basic	(3.45)	(4.09)	(3.91)	(15.57)	(10.31)
	(ii) Diluted	(3.44)	(4.07)	(3.91)	(15.52)	(10.31)
	<b>For continuing and discontinued operations</b>					
	(i) Basic	(2.45)	(3.66)	(3.95)	(13.88)	(11.19)
	(ii) Diluted	(2.44)	(3.64)	(3.95)	(13.84)	(11.19)

\* EPS is not annualised for the quarter ended March 31, 2026, September 31, 2025 and March 31, 2025.



MNY

Swiggy Limited  
(formerly known as Swiggy Private Limited, Bundl Technologies Private Limited)  
Statement of standalone balance sheet



(₹ Crore)

Sl. No.	Particulars	As at	As at
		Mar 31, 2026	Mar 31, 2025
		Audited	Audited
I	<b>ASSETS</b>		
	<b>Non-current assets</b>		
	Property, plant and equipment	872	48
	Right-of-use assets	179	93
	Goodwill	315	315
	Other intangible assets	183	210
	<b>Financial assets</b>		
	Investments	7,261	4,513
	Loans	2,258	2,335
	Other financial assets	1,057	707
	Income tax assets	94	80
	Other assets	68	47
	<b>Total non-current assets</b>	<b>12,287</b>	<b>8,348</b>
	<b>Current assets</b>		
	Inventories	-	1
	<b>Financial assets</b>		
	Investments	3,034	1,307
	Trade receivables	213	377
	Cash and cash equivalents	1,832	1,083
	Bank balances other than cash and cash equivalents	1,268	1,538
	Loans	156	79
	Other financial assets	4,177	1,803
	Other assets	305	209
	<b>Total current assets</b>	<b>10,985</b>	<b>6,397</b>
	Assets held for sale	747	-
	<b>Total assets</b>	<b>24,019</b>	<b>14,745</b>
	<b>EQUITY AND LIABILITIES</b>		
II	<b>Equity</b>		
	Equity share capital	261	229
	Other equity	20,578	11,781
	<b>Total equity</b>	<b>20,839</b>	<b>12,010</b>
III	<b>Liabilities</b>		
	<b>Non-current liabilities</b>		
	<b>Financial liabilities</b>		
	Lease liabilities	170	99
	Other financial liabilities	25	4
	Contract liabilities	12	28
	Provisions	49	45
	<b>Total non-current liabilities</b>	<b>256</b>	<b>176</b>
	<b>Current liabilities</b>		
	<b>Financial liabilities</b>		
	Lease liabilities	15	30
	Trade payables		
	Total outstanding dues of micro enterprises and small enterprises; and	11	15
	Total outstanding dues of creditors other than micro enterprises and small enterprises	534	1,339
	Other financial liabilities	1,342	806
	Contract liabilities	16	21
	Other liabilities	281	264
	Provisions	83	84
	<b>Total current liabilities</b>	<b>2,282</b>	<b>2,559</b>
	Liabilities associated with assets held for sale	642	-
	<b>Total liabilities</b>	<b>3,180</b>	<b>2,735</b>
	<b>Total equity and liabilities (II+III)</b>	<b>24,019</b>	<b>14,745</b>



**Swiggy Limited**  
(formerly known as Swiggy Private Limited, Bundl Technologies Private Limited)  
Statement of standalone cash flows



(₹ Crore)

Sl. No.	Particulars	Year ended	
		Mar 31, 2026	Mar 31, 2025
		Audited	Audited
<b>I</b>	<b>Cash flow from operating activities</b>		
	Profit/(loss) before tax from continuing operations	416	(201)
	Loss before tax from discontinued operations	(3,835)	(2,341)
	<b>Loss before tax for the year</b>	<b>(3,419)</b>	<b>(2,542)</b>
	<b>Adjustments to reconcile the loss before tax to net cash flows:</b>		
	Depreciation and amortisation expense	142	100
	Income on investments carried at fair value through profit or loss	(55)	(130)
	Interest income on security deposits carried at amortised cost	(2)	(2)
	Interest expense on liabilities measured at amortised cost	4	3
	Gain on termination of leases	(38)	(19)
	Impairment on deposits with related party	-	40
	Impairment on investments	13	-
	Impairment on property, plant and equipment	-	1
	Reversal of impairment loss recognised in money market instruments	-	(3)
	Share based payment expense	927	1,140
	Profit on disposal/write off of property, plant and equipment (net)	(3)	(3)
	Impairment allowances for doubtful debts and advances	59	11
	Expenses incurred towards Initial Public Offer	-	3
	Interest on borrowings	1	-
	Interest on lease liabilities	16	15
	Interest income	(516)	(436)
	Provision/ liability no longer required written back	-	0
	Interest income on income tax refund	(14)	(3)
	<b>Operating loss before working capital adjustments</b>	<b>(2,885)</b>	<b>(1,825)</b>
	<b>Movements in working capital :</b>		
	(Increase)/ decrease in inventories	1	5
	(Increase)/ decrease in trade receivables	(248)	(153)
	(Increase)/ decrease in other financial assets	55	(390)
	(Increase)/ decrease in other assets	(139)	(94)
	Increase/ (decrease) in trade payables	(241)	702
	Increase/ (decrease) in other financial liabilities	574	159
	Increase/ (decrease) in other liabilities	17	87
	Increase/ (decrease) in contract liabilities	(9)	(1)
	Increase/ (decrease) in provisions	30	14
	<b>Cash used in operating activities</b>	<b>(2,845)</b>	<b>(1,496)</b>
	Income tax (paid)/ refund (net of tax deducted at source)	-	52
	<b>Net cash used in operating activities</b>	<b>(2,845)</b>	<b>(1,444)</b>
<b>II</b>	<b>Cash flow from investing activities</b>		
	Purchase of investments	(18,364)	(9,943)
	Proceeds from sale/maturity of investments	16,667	12,440
	Purchase of property, plant and equipment and other intangible assets	(894)	(24)
	Proceeds from disposal of property, plant and equipment and other intangible assets	6	6
	Investment in subsidiaries	(1,307)	(2,596)
	Redemption of bank deposits, net	(2,830)	(2,830)
	Interest received	424	351
	Deposits with related party	-	(11)
	<b>Net cash used in investing activities</b>	<b>(6,298)</b>	<b>(2,607)</b>
<b>III</b>	<b>Cash flow from financing activities</b>		
	Proceeds from issue of fresh equity shares	10,000	4,499
	Transaction costs related to Initial Public Offer	(69)	-
	Share issue expenses	-	(119)
	Proceeds from exercise of Employee Stock Option Plan	5	5
	Payment of principal portion of lease liabilities	(27)	(24)
	Payment of interest portion of lease liabilities	(16)	(14)
	Proceeds from current borrowings	50	-
	Repayment of current borrowings	(50)	-
	Interest paid	(1)	-
	<b>Net cash generated from financing activities</b>	<b>9,892</b>	<b>4,347</b>
<b>IV</b>	<b>Net decrease in cash and cash equivalents (I+II+III)</b>	<b>749</b>	<b>296</b>
	Cash and cash equivalents at the beginning of the year	1,083	787
<b>V</b>	<b>Cash and cash equivalents at the end of the year</b>	<b>1,832</b>	<b>1,083</b>



**Swiggy Limited**  
(formerly known as Swiggy Private Limited, Bundl Technologies Private Limited)  
Notes to the standalone financial results



- The above standalone results were reviewed and recommended by the Audit Committee and approved by the Board of Directors at their meeting held on May 08, 2026. The statutory auditors have issued an unmodified opinion on the audited standalone financial results for the quarter and year ended March 31, 2026.
- These standalone financial results have been prepared in accordance with Indian Accounting Standards ('Ind AS') prescribed under Section 133 of the Companies Act, 2013 along with the relevant rules issued thereunder and other accounting principles generally accepted in India and in terms of Regulation 33 of the SEBI (Listing Obligations and Disclosure Requirements) Regulations, 2015, as amended ("Listing Regulations").
- During the year ended March 31, 2025, the Company had completed an initial public offering (IPO) and received total proceeds of ₹ 4,359 crore (net of issue expenses) on account of fresh issue. The Company's equity shares were listed on the National Stock Exchange of India Limited (NSE) and BSE Limited (BSE).
- Exceptional items includes:

Particulars	Quarter ended			Year ended	
	Mar 31, 2026	Dec 31, 2025	Mar 31, 2025	Mar 31, 2026	Mar 31, 2025
	Audited (Refer note 15)	Unaudited	Audited (Refer note 15)	Audited	Audited
Impairment on property, plant and equipment <sup>(i)</sup>	-	-	-	-	1
Impairment on deposits with related party	-	-	-	-	40
Impairment on investments <sup>(ii)</sup>	13	-	-	13	-
Expenses/ (reversals) incurred towards Initial Public Offer <sup>(iii)</sup>	-	-	-	-	3
Statutory impact of new Labour Codes (Refer note 12)	-	7	-	7	-
<b>Total</b>	<b>13</b>	<b>7</b>	<b>-</b>	<b>20</b>	<b>44</b>

(i) Majorly pertains to certain inactive kitchens.

(ii) Pertains to impairment of investment in associate reflecting the Company's share of accumulated losses since acquisition.

(iii) Pertains to listing expenses in connection with public offer of equity shares.

- The Company publishes these financial results along with the consolidated financial results. In accordance with Ind AS 108, 'Operating Segments', the Company has disclosed the segment information in the consolidated financial results.
- During the quarter ended March 31, 2026, the Swiggy Employee Stock Option Trust ("Trust") has transferred 95,68,962 equity shares of ₹ 1 each pursuant to the exercise of stock options by employees under various Employee Stock Option Schemes.
- The Board of Directors of the Company approved the incorporation of a wholly-owned step-down subsidiary, "Swiggy Instamart Private Limited", under "Swiggy Networks Limited" (formerly known as Swiggy Networks Private Limited, Scootsy Logistics Private Limited), for the transfer of the Company's Quick commerce business (Instamart) on a going concern basis by way of slump sale. This transaction was approved by the Board of Directors of the Company on September 23, 2025 and subsequently by the shareholders on November 01, 2025 through postal ballot.  
  
The effective date of the transfer is April 01, 2026. Accordingly, as at 31 March 2026, the assets and liabilities pertaining to the Instamart business have been classified as "held for sale" and the net results of the Instamart business for the current and previous year are disclosed separately as "discontinued operations" in the standalone financial results, in line with Ind AS 105 - Non-current assets held for sale and Discontinued operations and Division II of Schedule III to the Companies Act, 2013.
- During the quarter ended March 31, 2026, the Company has opted for the conversion of inter-corporate deposits (ICDs) aggregating to ₹ 1,130 Crore given to its wholly-owned subsidiary, Supr Infotech Solutions Limited (formerly known as Supr Infotech Solutions Private Limited) ("Supr"), into 0.001% Compulsorily Convertible Debentures (CCDs), resulting in full settlement of the ICDs, with no financial impact in the Standalone Statement of Profit and Loss.



**Swiggy Limited**  
*(formerly known as Swiggy Private Limited, Bundl Technologies Private Limited)*  
**Notes to the standalone financial results**



- 9 During the quarter ended March 31, 2026, the Company acquired certain Property, Plant and Equipment from its wholly-owned subsidiary, "Swiggy Networks Limited" (formerly known as Swiggy Networks Private Limited, Scootsy Logistics Private Limited), for ₹ 818 crore at book value, being fair value, to align asset ownership within the Group.
- 10 During the year ended March 31, 2026, the Company completed the sale of its entire investment in Roppen Transportation Services Private Limited (Rapido) for a consideration of ₹ 2,399 crore, pursuant to requisite Board and shareholder approvals. The investment was measured at the contracted sale consideration, and a gain of ₹ 1,350 crore was recognised in Other Comprehensive Income.
- 11 During the year ended March 31, 2026, the Company allotted 26,66,66,663 equity shares of face value ₹ 1 each to eligible Qualified Institutional Buyers (QIB) at an issue price of ₹ 375 per equity share (including premium of ₹ 374 per equity share) aggregating to ₹ 10,000 crore pursuant to Qualified Institutions Placement (QIP) in accordance with the provisions of Securities and Exchange Board of India (Issue of Capital and Disclosure Requirements) Regulations (the "SEBI ICDR Regulations").
- 12 The Government of India has consolidated 29 existing labour legislations into a unified framework comprising four Labour Codes, viz., Code on Wages, Code on Social Security, 2020, Industrial Relations Code, 2020 and Occupational Safety, Health and Working Conditions Code 2020 (collectively referred to as "Labour Codes"). These Labour Codes govern employee-related matters, including employee benefits during employment and post-employment and have been made effective November 21, 2025. Based on actuarial valuation, the Company has recognised the impact of additional gratuity liability arising from the implementation of the New Labour Codes as "Statutory impact of new Labour Codes" under "Exceptional items" in the Statement of Standalone Financial Results during the quarter ended December 31, 2025, considering the non-recurring nature of this impact. This incremental impact is primarily arising due to change in wage definition. The Company continues to monitor the developments pertaining to Labour Codes and will evaluate impact if any on the measurement of liability pertaining to employee benefits.
- 13 Subsequent to the year ended March 31, 2026, the Board of Directors of the Company, in their meeting held on April 10, 2026, appointed Mr. Rahul Bothra (DIN: 08189873) and Mr. Phani Kishan Addepalli (DIN: 10074650) as Additional Directors (Executive Non-Independent) of the Company, with effect from June 01, 2026, to hold office up to the ensuing Annual General Meeting ("AGM"). Further, Mr. Lakshmi Nandan Reddy Obul has rendered his resignation as Whole time Director - Head of Innovation of the Company effective April 10, 2026.
- 14 Effective from the quarter ended June 30, 2025, all comparative figures have been restated from ₹ million to ₹ crore, rounded off to the nearest ₹ crore, to maintain consistency in presentation, any minor variances arising from this change are solely attributable to rounding adjustments. Further, amounts which are less than half a crore are appearing as "0".
- 15 The figures for the quarters ended March 31, 2026, and March 31, 2025, represent the differences between the audited annual financial results for the years ended March 31, 2026, and March 31, 2025, and the unaudited year-to-date results up to December 31, 2025, and December 31, 2024, respectively.
- 16 The standalone financial results for the quarter and year ended March 31, 2026 are also being made available on the Stock Exchange websites [www.bseindia.com](http://www.bseindia.com) and [www.nseindia.com](http://www.nseindia.com) and on the Company's website: [www.swiggy.com](http://www.swiggy.com).



*for and on behalf of the Board of Directors*  
**Swiggy Limited (formerly known as Swiggy Private Limited, Bundl Technologies Private Limited)**

*M. Sri Jag*

**Sriharsha Majety**  
Managing Director & Group Chief Executive Officer  
DIN: 06680073

**Location:** Bengaluru  
**Date:** May 08, 2026

