

May 14, 2026

**To,
Corporate Relations Department
BSE Limited**
2nd Floor, P.J. Towers,
Dalal Street,
Mumbai – 400 001
SCRIP CODE : 543288

**To,
Corporate Relations Department
National Stock Exchange of India Ltd**
Exchange Plaza, Plot No. C/1, G-Block,
Bandra Kurla Complex, Bandra (E),
Mumbai – 400 051.
SYMBOL : DEEPINDS

**Sub: Regulation 30 of SEBI (Listing Obligation and Disclosure Requirements) Regulation, 2015-
Investors/ Analysts Presentation for the Fourth Quarter and Year ended on 31st March, 2026**

Respected Sir/ Ma'am,

Pursuant to Regulation 30 of Securities and Exchange Board of India (Listing Obligations and Disclosure Requirements) Regulations 2015, please find enclosed herewith Investors/ Analysts presentation on Audited Financial Results for the fourth quarter and year ended on 31st March, 2026.

The Presentation will also be made available on the Company's website.

You are requested to take the same on your records.

Thanking you,
For, Deep Industries Limited

Shilpa Sharma
Company Secretary & Compliance Officer
M. No.: A34516

Encl: a/a



DEEP INDUSTRIES LIMITED
Regd.Off.: 12A & 14 Abhishree Corporate Park, Ambli - Bopal Road, Ambli, Ahmedabad-380058
Tel: +91 98256 00533, 99090 09898
Email: info@deepindustries.com | Website: www.deepindustries.com
CIN: L14292GJ2006PLC049371



CREATING VALUE FOR OIL & GAS INDUSTRY



01

Company Overview

02

Our Founders

03

Other KMPs

04

Our Board

05

Industry Overview

06

Financial Highlights

07

Our business Outlook

08

CSR Activities

09

Annexures

10

Our Business Verticals



Company Overview

Commenced Business in 1991 and listed on Indian stock exchanges.

Initially operating under two business segments of oil and gas industry. Exploration and production business which is a preliminary activity and Oil and Gas support services which is essentially a post exploration value chain services.

Later on Exploration and production business was demerged into a separate entity and today Deep has its foot prints across the value chain of **onshore oil and gas support services**.

Significant dominance in various service segments such as natural gas compression, natural gas dehydration, Drilling and workover Rigs, Integrated Project Management, entire gas processing facility on charter hire basis. Deep has moved up the value chain by bagging first of a kind production enhancement contract with ONGC.

In January 2023 Deep ventured in to **offshore oil and gas support services** by acquiring 75% stake in Dolphin Offshore (Enterprises) India Limited through IBC route which is also listed on Indian Stock Exchanges.

SCRIP CODE OF DEEP

NSE
DEEPINDS

BSE
543288

SHAREHOLDING PATTERN

Promoter Holding
63.49%

Public Shareholding
36.51%

India's only integrated Onshore and offshore Oil & Gas Service Provider

A pioneer in Oil & Gas support services...



Asset Base

Asset base of 20 Onshore Rigs including 6 Drilling and 14 workover Rigs and more than 80 Gas Processing Units.



Comprehensive Service provide

Only Company in India Providing Comprehensive Oil and Gas support services for more than 30 years



One stop solution

One-stop solutions provider in on shore Oil & Gas field operations & services



Pioneer

Pioneer in converting EPC of entire Gas Processing facilities into charter hiring

Business Verticals

Natural Gas

- Charter hire of entire Natural Gas processing facility
- Natural Gas Compression
- Natural Gas Dehydration

Production Enhancement

- Comprehensive services to enhance production of matured fields

Integrated Project Management

- Drilling services
- Work-over services
- Cementing
- Geo physical logging
- Hydrofracking and coiled tubing

Offshore services

- Prabha – DP2 Accommodation Barge
- Platform Support Vehicles (PSV), Anchor Handling Tugs Supply Vessel(AHTS)
- Marine operations and management services



Loyal customer-base



...a testimony of our capabilities



Our Founder



Founded by our Chairman and Managing Director Mr. Paras Savla in 1991.

Under his leadership the organization has achieved an exponential growth. Company has been able to diversify in to various verticals of Oil and Gas Value Chain with value added offerings. Guided by his vision, the company has evolved to India's only integrated Onshore and Offshore Oil and Gas Service Provider.



Other KMPs



RUPESH SAVLA

Managing Director

More than 30 years of experience in the energy sector, steered the organization towards extensive operational expansion.

His responsibilities include supervising the coordination and implementation of various projects.



ROHAN SHAH

Whole time Director (Finance) & CFO

A Chartered Accountant with over 20 years of expertise in Finance, Accounts, Audit, and Statutory Compliances, he is associated with Deep for more than 16 years.



Our Board

Eminent Board with extensive domain knowledge

The Board of Deep Comprises of Executive and non executive Directors in compliance with SEBI Regulations. The Board of Directors comprises :

MR. PARAS SAVLA

Chairman and
Managing Director

MR. RUPESH SAVLA

Managing Director

MR. ROHAN SHAH

Whole-time Director (Finance) and
Chief Financial Officer

DR. KIRIT SHELAT

Non Executive Independent
Director

MS. SHAILY DEDHIYA

Non Executive and Independent
Director

MR. SHALIN PATEL

Non Executive and Independent
Director



Industry Overview

Constituents of Onshore & Offshore Oil and Gas Services



- Under Onshore Oil and Gas services, the operations are performed onshore, i.e. on Land
- Capital efficiency — Drilling, mobilization, and operating costs are materially lower. Onshore rig day-rates and per-well capex typically run a fraction of offshore equivalents, improving project IRR and break-even economics.
- Faster project cycle — Quicker mobilization, drilling, completion, and tie-in to existing pipeline and processing infrastructure. First oil/gas to market is achieved sooner, accelerating revenue realization.
- Operational flexibility — Workovers, interventions, EOR pilots (polymer, chemical, thermal, CO₂), and equipment upgrades are simpler and more cost-effective. Reservoir management is more responsive over field life



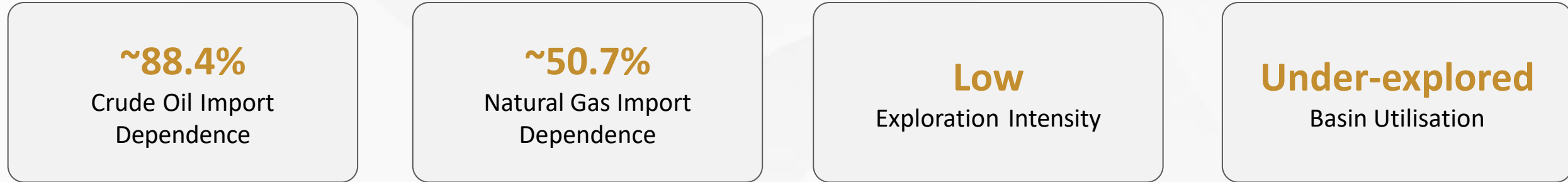
- Under Offshore Oil and Gas services, the operations are performed in deep sea.
- Reservoir scale — Offshore basins, particularly deepwater and ultra-deepwater, often host larger contiguous reserves and higher per-well productivity, supporting long-plateau production profiles.
- Lower surface footprint constraints — Operations are free from land acquisition, community displacement, and right-of-way issues that can affect onshore project timelines.
- Frontier resource potential — A significant share of the world's undiscovered hydrocarbons is believed to lie offshore, offering material upside for operators with the technical and financial capacity to pursue it

Deep Industries is now engaged in both Onshore and Offshore Oil and Gas Services

OIL & GAS INDIA - From Import Dependence to Domestic Exploration Upside

PAST – STRUCTURAL IMPORT DEPENDENCE

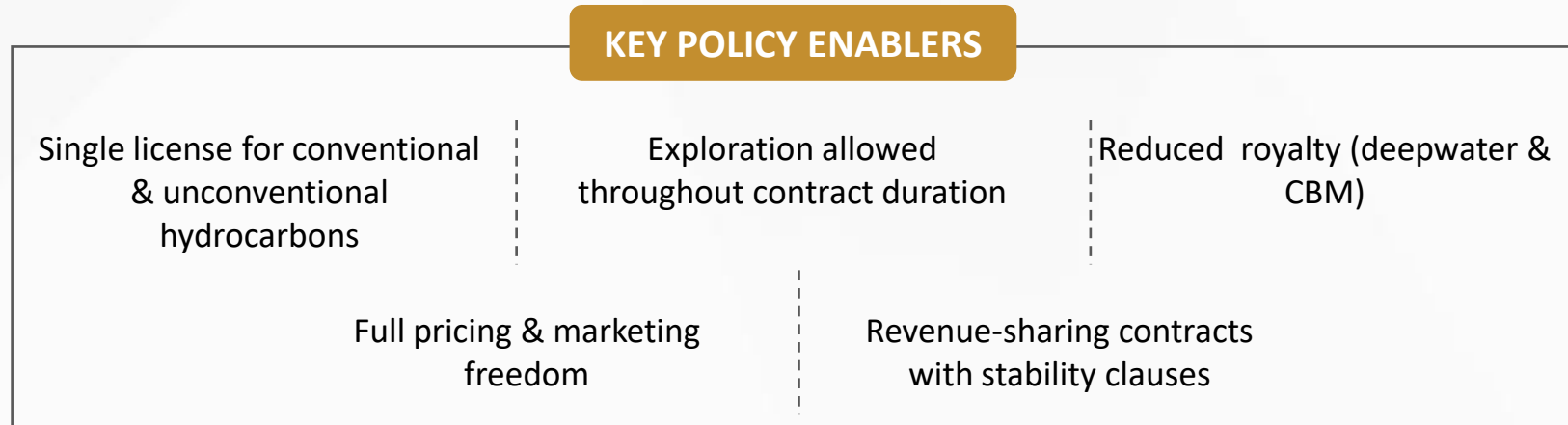
Status as of FY26



PRESENT – POLICY RESET & ACREAGE OPENING

CY2025–26 Initiatives

| ACREAGE & INVESTMENT | |
|------------------------------|------------|
| New E&P Blocks Offered | 50 |
| OALP-X | 25 blocks |
| DSF-IV | 55 fields |
| CBM Rounds | 16 blocks |
| E&P Investment Target (2030) | US\$100 bn |



CRITICAL SHIFT – ONSHORE DRILLING COMES FIRST

Immediate Execution Phase

- Majority of DSF & CBM blocks are onshore
- Faster approvals & execution vs offshore
- Lower development capex
- Quicker discovery-to-production cycle
- Strong demand for: Onshore drilling rigs, Workover & production services, Integrated field services

India's upstream revival begins on land

FUTURE – MULTI-YEAR EXPLORATION-LED GROWTH

FY26–FY30 Outlook

- Continuous acreage rounds (OALP / DSF / CBM)
- Onshore + shallow water drilling ramps up first
- Structural reduction in import dependence
- Sustained upstream capex cycle through the decade
- Visibility: Multi-year onshore activity pipeline

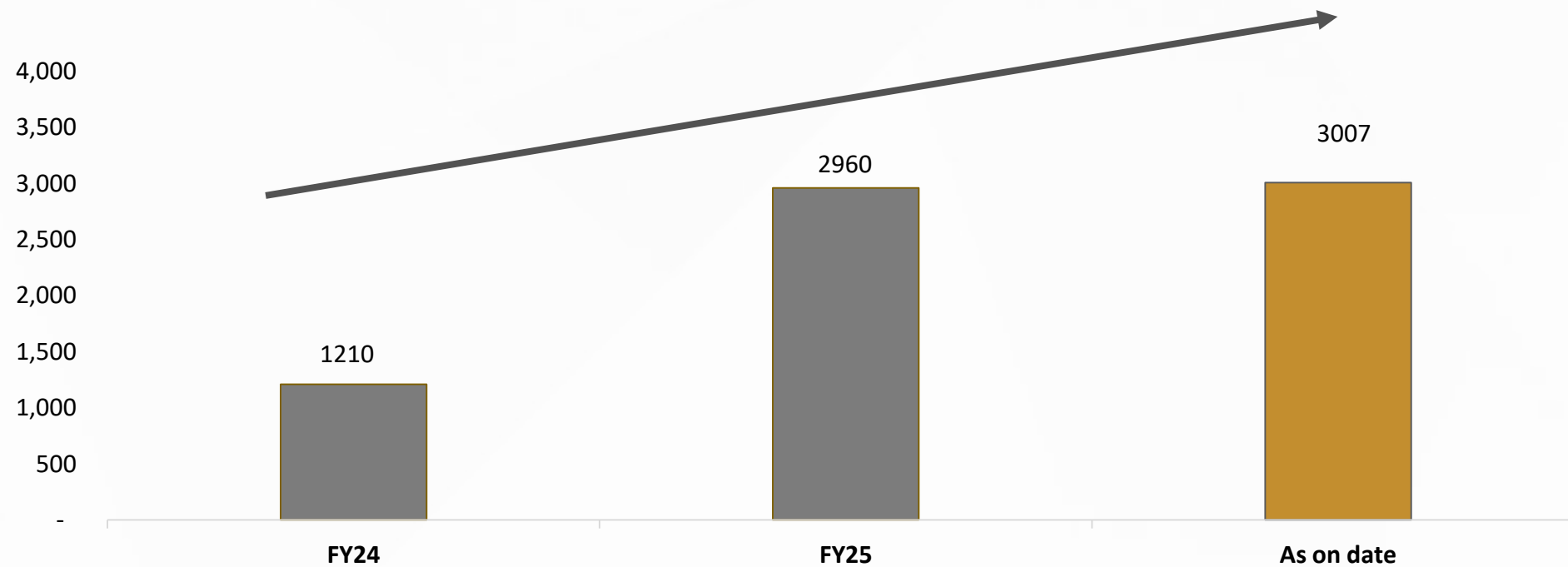
India's energy security push structurally aligns with onshore-focused oilfield service capabilities.



Operational and Financial Highlights of FY 2026

Consistent revolving Order Flow

Order Book (Rs in Cr.)



Business Update pertaining to FY 2026

Following the acquisition of the Kandla Energy and Chemicals Limited (Kandla) in March, 2025, management adopted a conservative accounting approach regarding inherited trade receivables, the company deferred the recognition of certain legacy receivables pending a full recoverability assessment.

We initiated a comprehensive, 12-month reconciliation and recovery program to validate the collectability of these old trade receivables. After a year of intensive collection efforts and due diligence, it was determined that these old trade receivables do not meet our criteria for realization. Consequently, to ensure a transparent and high-quality balance sheet, as a part of our balance sheet strengthening exercise the company has elected to write off these legacy trade receivables. This non-recurring and non-cash adjustment reflects our commitment to financial discipline.

In January 2026, a gas leak occurred during workover operations at Well Mori #5 in Andhra Pradesh under our Production Enhancement Contract. Our emergency protocols and robust safety systems enabled a swift response; in close coordination with ONGC and regulatory authorities, the situation was fully contained within five days. We are pleased to report there were no injuries or loss of life. While the incident has resulted in a 5-6 months shift in our production enhancement timeline, keeping safety as our highest priority our focus remains on resuming production enhancement operations and meeting our long-term output targets.

Financial Highlights FY 2026

Amount in INR Crores

| | | | | | | |
|-------------------------------|-------------|------|-------------------|-------------|-------------------|----------|
| Revenues in FY 26 grew by | 55% | from | Rs. 576.13 | in FY 25 to | Rs. 890.71 | in FY 26 |
| EBITDA in FY 26 grew by * | 61% | from | Rs. 263.79 | in FY 25 to | Rs. 424.82 | in FY 26 |
| PBT in FY 26 grew by * | 65% | from | Rs.210.78 | in FY 25 to | Rs. 347.95 | in FY 26 |
| Cash Profit in FY 26 grew by* | 102% | from | Rs. 218.53 | in FY 25 to | Rs. 442.12 | in FY 26 |

Through strategic diversification and expanded overseas operations we have successfully reduced single client dependency to below 40% of total revenue .

Delivering consistent Growth Year on Year

* Excludes exceptional items

Figures are on Consolidated basis and rounded off to nearest decimal place..

Financial Highlights.. Balance sheet FY 2026

Amount in INR Crores

| | | | | | | |
|--|---------------------|--------------|------------------|--------------|-------------|----------|
| Asset Size in FY 26 grew by * | 10% | from | Rs. 2,007.82 | in FY 25 to | Rs.2,210.10 | in FY 26 |
| Net worth in FY 26 grew by * | 13% | from | Rs. 1,434.72 | in FY 25 to | Rs.1,614.27 | in FY 26 |
| Cash flows from operations in FY 26 grew by | 29% | from | Rs. 209.95 | in FY 25 to | Rs.270.09 | in FY 26 |
| Total Debt as on 31 st March 2026 was | Rs. 202.98 in FY 26 | | | | | |
| Debt to Equity in FY 26 stands at * | 0.13 | a decline of | 174 basis points | on YOY basis | | |

Strong Operational Performance

* Adjusted for Goodwill

Figures are on Consolidated basis and rounded off to nearest decimal place..

Financial Highlights.. Key ratios FY 2026

| | | | | |
|--------------------------------------|-------------------|------------------------------|--------------------|---------------|
| ROE stood at * | 21.86% | in FY 2026 compared to | 12.01% | in FY 25 |
| ROCE stood at * | 19.27% | in FY 2026 compared to | 13.06% | in FY 25 |
| EV/EBIDTA stood at * | 6.93 times | as at March 2026 compared to | 12.87 times | in March 25 |
| Debt/EBIDTA in FY 2026 improved to** | 0.48 times | From | 0.78 times | in FY 25 |
| Receivables level reduced to | 131 Days | days in FY 26 from | 275 Days | days in FY 25 |

Value Accretive Growth

* Ratio calculated excluding Goodwill and exceptional items.

** Excludes legacy receivables from Dolphin group.

Figures are on Consolidated basis and rounded off to nearest decimal place..



Our business outlook

Oil and Gas Industry at an inflection point of moving towards reduced overseas dependence.

The oil and gas sector is transitioning from a period of "crisis management" to a "structural rebalancing. Closure of Strait of Hormuz and crude oil price rise resulted in supply side disruptions and Indian Govt has now fast tracked its resolve to reduce dependence on imports. With the vision of our Honorable Prime Minister Shri Narendra Modiji for Aatmanirbhar Bharat, Country is actively perusing investments for its exploration and production (E&P) sector as a part of broader USD 500 billion opportunity in its Energy Infrastructure by 2030. Deep Industries Limited is strategically positioned to capitalize on this opportunity, reinforcing our commitment to national energy security and long term value creation.

Several policy initiatives undertaken

Shift from Revenue sharing to Exploration first, special CBM bid rounds, push towards natural gas as bridge fuel, rationalization of royalty rates for oil and gas companies under the oilfields regulation and development act., etc.,

Offshore Opportunity

Looking at the global scenario huge opportunities are available for offshore oil and gas support services. Through Dolphin the Company is confident of getting few more long term charter hire contracts.

Higher Capacity Drilling Rig Opportunity

Considering huge demand of Onshore Drilling Rigs, under Integrated Project Management the Company is exploring opportunities of entering into higher capacity Drilling Rigs, which can add further to the growth of business.

Orderbook and Bidding Pipeline

Deep Industries Limited being India's only integrated Onshore and offshore Oil & Gas Service Provider established for more than 30 years has been placed significantly to take advantage of the current industry outlook. With constant revolving order book above Rs. 3000 Cr and healthy bidding pipeline outlook of the business looks promising.



CSR Activities



Deep Industries has launched **Blended Interactive Learning**, a technology-driven approach to enhance primary education in Gujarat, aligned with government curriculum.

The flagship product, **Smart Class**, integrates tools like **sLate** (schoolsLENS Advanced Technology for Education), which delivers interactive content via mobile devices, tablets, and computers, making teaching and learning more effective.

The initiative also includes the **K-Class** with:

K-Yan: Integrated community projector

Interactive Multimedia Content

Virtual Science Experiments

Teacher Capacity Building



Annexures

Consolidated P&L: FY26

| Particulars (₹ Cr) | FY26 | FY25 | % YoY |
|--|---------------|----------------|----------------|
| Revenues | 890.71 | 576.13 | 54.60% |
| Other Income | 69.54 | 32.33 | 115.11% |
| Total Income | 960.26 | 608.46 | 57.82% |
| Operating Expenses | 400.15 | 237.19 | 68.70% |
| Employee Benefit Expenses | 78.12 | 62.39 | 25.21% |
| Other Expenses* | 57.17 | 45.08 | 26.82% |
| EBITDA | 424.82 | 263.80 | 61.04% |
| EBITDA Margin (%) | 44.24% | 43.35% | 89 bps |
| Depreciation | 59.23 | 41.17 | 43.86% |
| Finance Cost | 17.64 | 11.85 | 48.86% |
| Profit Before Exceptional Items | 347.95 | 210.77 | 65.08% |
| Exceptional items (Expense) / Income | (208.28) | (251.05) | - |
| Profit Before Tax | 139.67 | (40.28) | 446.74% |
| Tax | (57.39) | 38.48 | - |
| Profit After Tax | 197.06 | (78.76) | 350.20% |
| Basic & Diluted EPS (INR) | 28.12 | (14.08) | 299.70% |

*Includes Other Income *Other expenses includes non recurring and non operational expense of Rs. 9.04 cr

Consolidated Balance Sheet

| Particulars (₹ Cr) ¹ | 31-Mar-26 | 31-Mar-25 | 31-Mar-24 |
|---------------------------------------|--------------|--------------|--------------|
| Assets: | | | |
| Non-Current Assets | 1,754 | 1,483 | 1,239 |
| Current Assets | 841 | 910 | 672 |
| Total Assets | 2,595 | 2,393 | 1,911 |
| | | | |
| EQUITY AND LIABILITIES: | | | |
| Equity | 1,999 | 1,821 | 1,443 |
| Non Controlling Interest | 113 | 95 | 84 |
| Non-Current Liabilities | 170 | 175 | 163 |
| Current Liabilities | 313 | 302 | 221 |
| Total Equity & Liabilities | 2,595 | 2,393 | 1,911 |



Our Business Verticals

Natural Gas – Charter Hire of Gas Processing Facility

- Offers Design, Supply, Installation, Commissioning, and O&M of hydrocarbon production systems
- Facility reflects commitment to value-added services
- Enhances client offerings through end-to-end services
- Forays in to converting EPC into Charter Hire

Project Jaya

Delivered **Entire Surface Facility** and produced fluid processing network from wellhead to the transportation point on Charter Hire basis

Two more similar facilities have been provided to ONGC assets — Bokaro and Kakinada.

End to End Integrated Oil & Gas facility operation placed in single well pad



Asset Size : The Company owns around more than 80 gas compressors.

Artificial Gas Lift

Enhanced Oil Recovery

- Gas compression injects gas into wells to boost production
- Artificial gas lift enhances oil production in mature, depleted fields where natural reservoir energy is insufficient.

Boil of Gas

Reduce Loss of Evaporation

- Heat during storage and transportation evaporates LNG creating Boil-Off Gas (BOG)
- Compression ensures recovery of such Gas

Gas Transportation

Distribution

- Pressure loss during transportation of Gas through pipeline
- Compression is required to boost the pressure for smooth flow

Gas Based Power Plant

Power Generation

- Compression used to boost pressure of natural gas used as a fuel to generate electricity through turbines

- Blast at the GAIL site increased scrutiny on the processes followed by the producers and transporters of Gas and resulted in regulations being made more stringent

- This necessitated Gas Producers to get a dehydration units installed at the site before selling Gas through pipeline, as needed by the stricter implementation of regulations

- Gas Dehydration is a process to remove water moisture and heavy hydrocarbons out of natural gas before putting the same in pipeline so to ensure safety of National Grid

- We are one of the first companies in India who qualifies to provide Gas Dehydration on charter hire basis



Integrated Project Management Services (IPMS)



Services included under IPM are

Surface Hole Drilling

Geophysical Logging, wire line service

Air Drilling

Hydro Fracturing & Coiled tubing

Cementing

Well Completion Services-Work over operations to Production

IPM is a turnkey solution to drill and complete a well or a number of wells under single contract

Under IPM, we are focusing on complete project, using in-house expertise as well as third party services.

Leading Solution provider for Coring, Air Drilling, Work over and Drilling Rig Services to Oil & Gas companies in India



Assets & Capacities

Owns & operates 14 Workover Rigs with capacity ranging from 30T to 150T, 6 Drilling Rigs with capacity of 1000Hp.



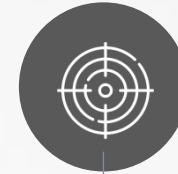
Expertise

Provided complete solutions related to Exploration & Production of hydrocarbons
Developed cost effective solutions which result in substantial savings to Clients



Clients

Successfully served long term contracts with PSUs & MNCs since last two decades



Focus

Focus will be to expand in Onshore Drilling Business as there is a significant opportunity in the Industry.



Assets & Capacities

Build a diversified team which has required skill set to carry out planning and execution of large size project.

Offshore Services



Prabha-DP2

- The dynamically positioned DP2 barge, owned by Beluga International DMCC, Dubai a wholly owned subsidiary of Dolphin Offshore Enterprises (India) Limited has commenced revenue generation .
- The Offshore Services business is largely required by Offshore oil & gas industry, Offshore renewable energy industry, Communication Industry and Transmission & Transportation
- Offshore services can be provided to both domestic and international markets.

This presentation and the accompanying slides (the “Presentation”), which have been prepared by Deep Industries Ltd. (the “Company”), have been prepared solely for information purposes and do not constitute any offer, recommendation or invitation to purchase or subscribe for any securities, and shall not form the basis or be relied on in connection with any contract or binding commitment whatsoever. No offering of securities of the Company will be made except by means of a statutory offering document containing detailed information about the Company.

This Presentation has been prepared by the Company based on information and data which the Company considers reliable, but the Company makes no representation or warranty, express or implied, whatsoever, and no reliance shall be placed on, the truth, accuracy, completeness, fairness and reasonableness of the contents of this Presentation. This Presentation may not be all inclusive and may not contain all of the information that you may consider material. Any liability in respect of the contents of, or any omission from, this Presentation is expressly excluded.

This presentation contains certain forward looking statements concerning the Company’s future business prospects and business profitability, which are subject to a number of risks and uncertainties and the actual results could materially differ from those in such forward looking statements. The risks and uncertainties relating to these statements include, but are not limited to, risks and uncertainties regarding fluctuations in earnings, our ability to manage growth, competition (both domestic and international), economic growth in India and abroad, ability to attract and retain highly skilled professionals, time and cost over runs on contracts, our ability to manage our international operations, government policies and actions regulations, interest and other fiscal costs generally prevailing in the economy. The Company does not undertake to make any announcement in case any of these forward looking statements become materially incorrect in future or update any forward looking statements made from time to time by or on behalf of the Company.

THANK YOU



DEEP
Industries
Limited

Ms. Munmun Dutta, VP Business
Acquisition and IR

munmun@deepindustries.com

Mr. Balasubramanyam Danturti

IR Consultant

baladanturti@yahoo.com