

May 12, 2026

To, BSE Limited PJ. Towers, Dalal Street Mumbai-400001 Script Code: 532668	To, National Stock Exchange of India Ltd, Exchange Plaza, Bandra Kurla Complex, Bandra (East), Mumbai -400051 Script Code: AURIONPRO
---	---

Sub: Investor Presentation

Dear Sir/Madam,

Kindly find enclosed herewith Investor Presentation of the Company for the year ended March 31, 2026.

You are requested to upload the same on your website.

**Thanking You,
Yours faithfully,**

For Aurionpro Solutions Limited

**Ninad Kelkar
Company Secretary**

Aurionpro

LEAD THE NEXT

INVESTOR PRESENTATION

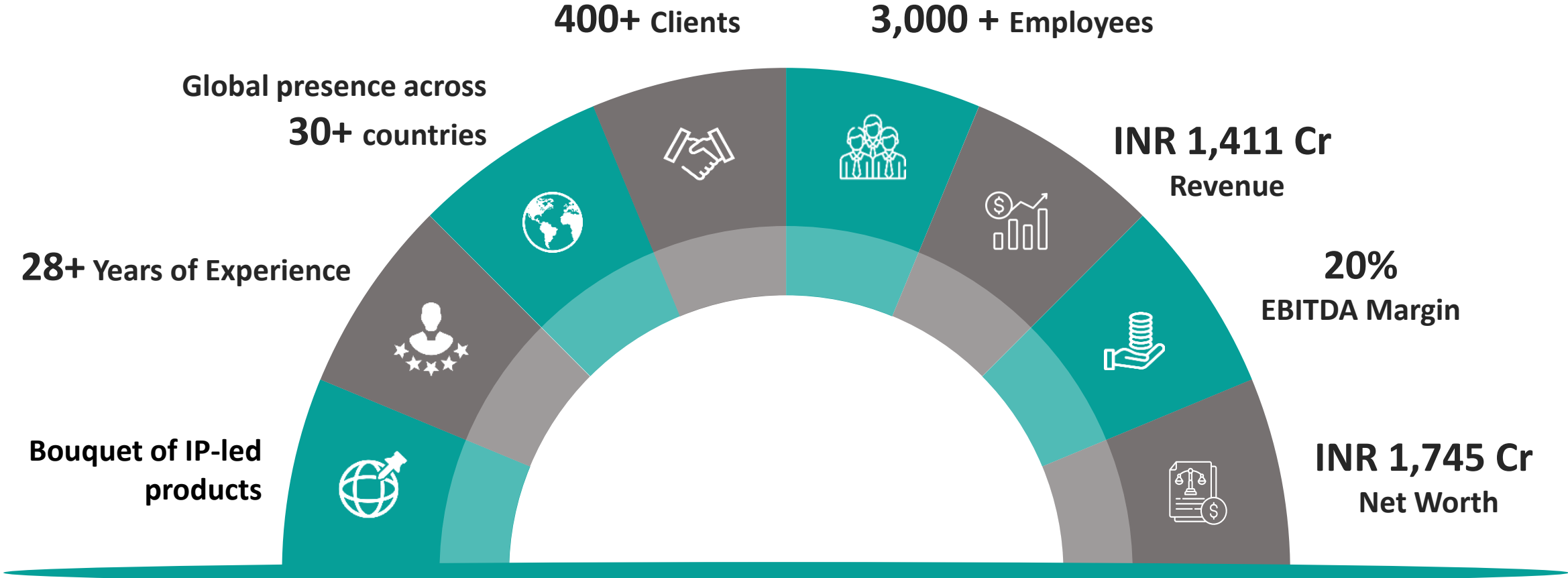
Q4 & Financial Year ended 31st March'26

This presentation and the accompanying slides (the “Presentation”), which have been prepared by Aurionpro Solutions Limited (the “Company”), have been prepared solely for information purposes and do not constitute any offer, recommendation or invitation to purchase or subscribe for any securities, and shall not form the basis or be relied on in connection with any contract or binding commitment what so ever. No offering of securities of the Company will be made except by means of a statutory offering document containing detailed information about the Company.

This Presentation has been prepared by the Company based on information and data which the Company considers reliable, but the Company makes no representation or warranty, express or implied, whatsoever, and no reliance shall be placed on, the truth, accuracy, completeness, fairness and reasonableness of the contents of this Presentation. This Presentation may not be all inclusive and may not contain all of the information that you may consider material. Any liability in respect of the contents of, or any omission from, this Presentation is expressly excluded.

Certain matters discussed in this Presentation may contain statements regarding the Company’s market opportunity and business prospects that are individually and collectively forward-looking statements. Such forward-looking statements are not guarantees of future performance and are subject to known and unknown risks, uncertainties and assumptions that are difficult to predict. These risks and uncertainties include, but are not limited to, the performance of the Indian economy and of the economies of various international markets, the performance of the industry in India and world-wide, competition, the company’s ability to successfully implement its strategy, the Company’s future levels of growth and expansion, technological implementation, changes and advancements, changes in revenue, income or cash flows, the Company’s market preferences and its exposure to market risks, as well as other risks. The Company’s actual results, levels of activity, performance or achievements could differ materially and adversely from results expressed in or implied by this Presentation. The Company assumes no obligation to update any forward-looking information contained in this Presentation. Any forward-looking statements and projections made by third parties included in this Presentation are not adopted by the Company and the Company is not responsible for such third party statements and projections.

All Maps used in the presentation are not to scale. All data, information, and maps are provided "as is" without warranty or any representation of accuracy, timeliness or completeness



Note: (1) Data as of FY26 unless stated otherwise; (2) All the above numbers are on consolidated basis

Platform-led provider of Advanced Technology Solutions enabling enterprises to accelerate Digital Innovation across Banking, Mobility, Payments and Government sectors

- › Global provider of IP-led products, platforms and services
- › Focus on chosen segments and markets
- › Strive to become vertically integrated player across value chain
- › Experience of catering to multiple customers in the Banking and Fintech industry in Asia
- › Integrated offering in Transit and Automatic Fare Collection (AFC)

FY26		
INR 1,800 Cr + Order Book	INR 1,411 Cr Revenue	20% EBITDA Margin
15.3% PAT Margin	15.2% ROCE	12.2% ROE

Banking and Fintech

FY26

INR 751 Cr (53%)

Lending Suite

Transaction Banking

Banking and Payment Services

Technology Innovation Group

FY26

INR 660 Cr (47%)

DC and Hybrid Cloud Services

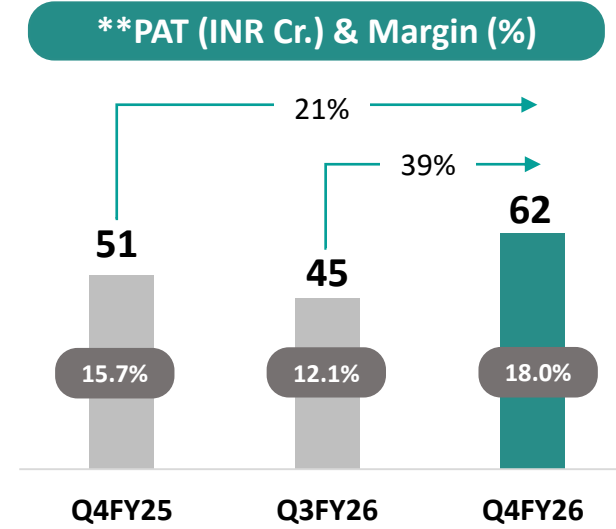
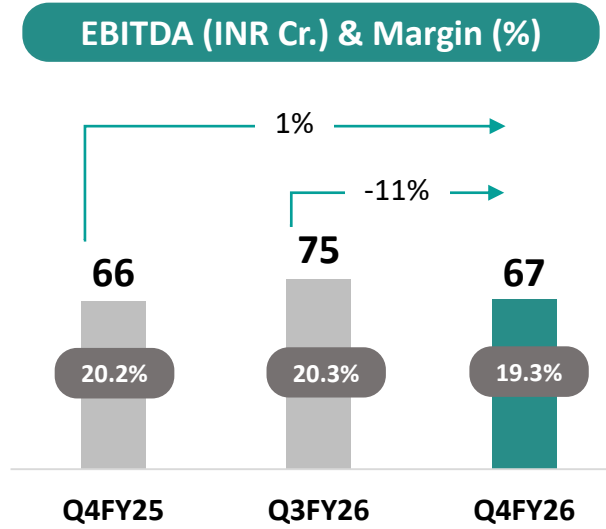
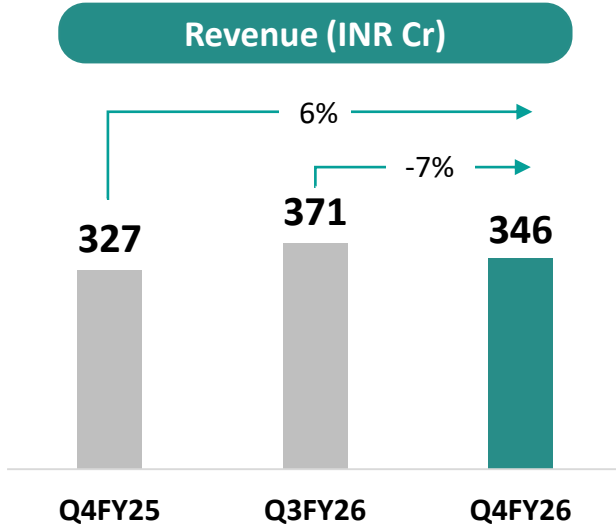
Transit Solutions

Smart City

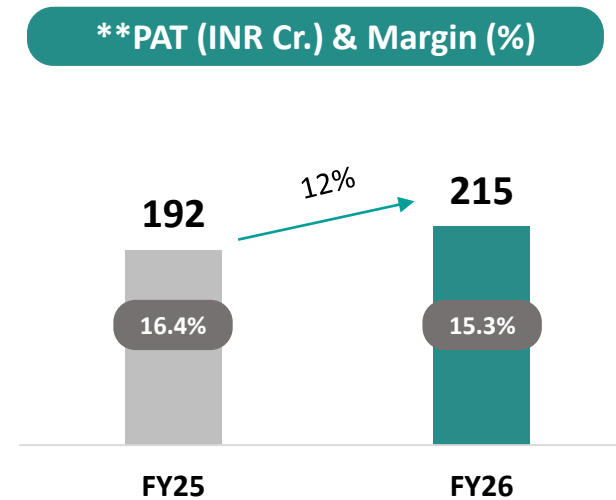
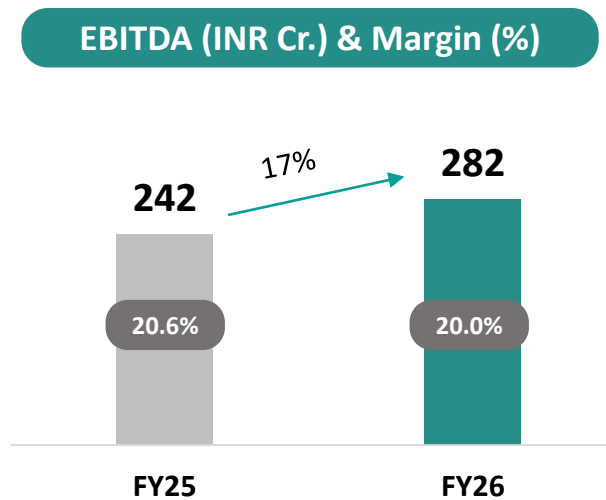
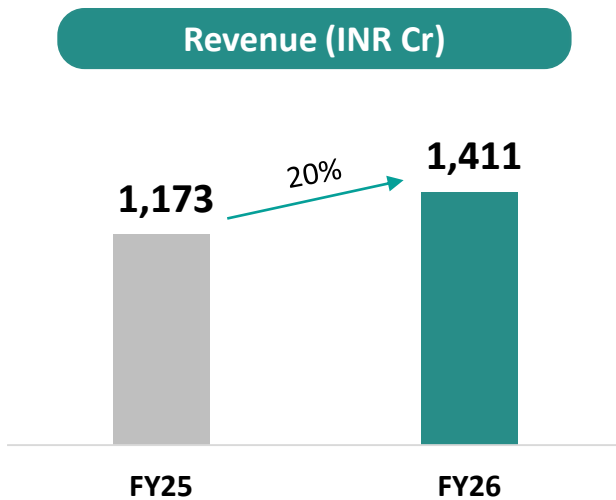
Financial Performance



Q4 FY26

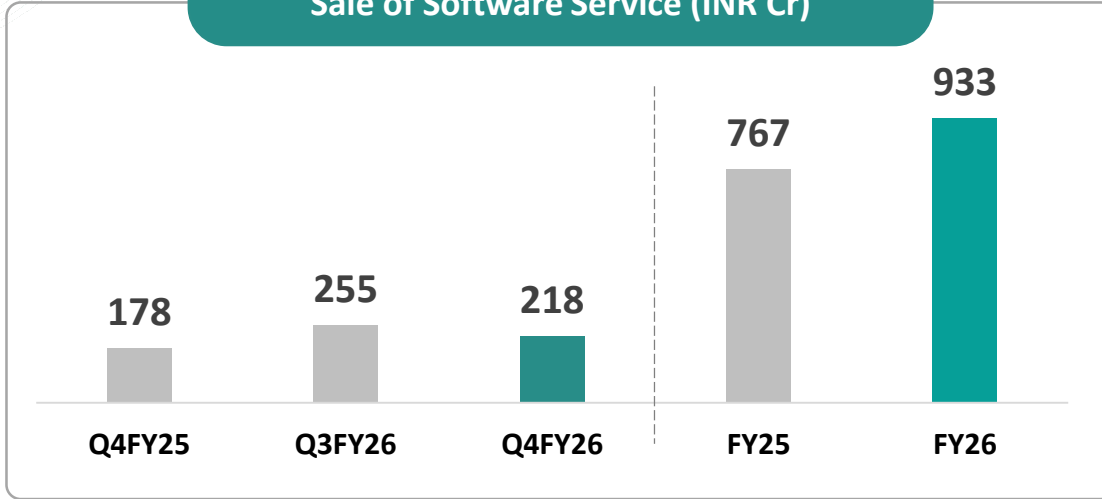


FY26

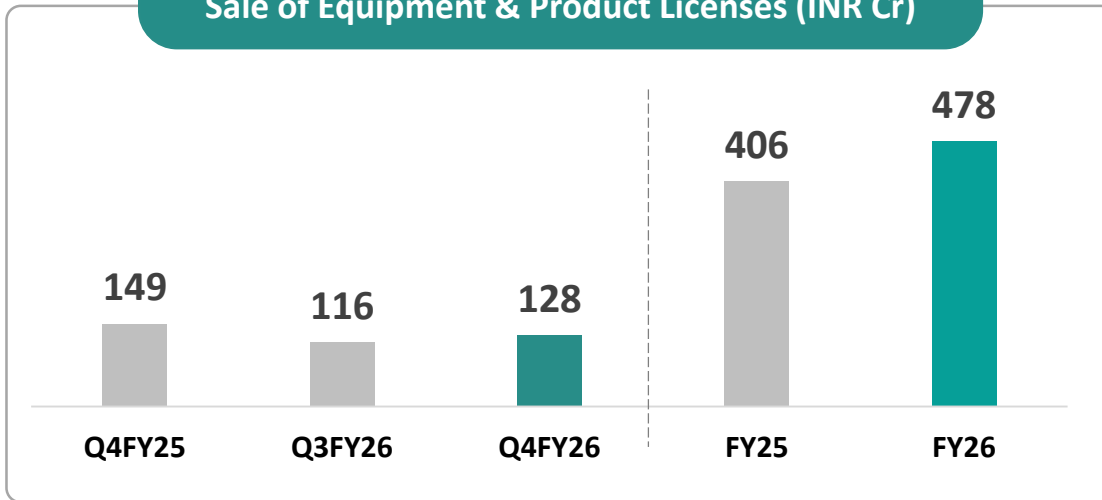


**Q4 FY26 and FY26 PAT includes a one-time charge of INR (1.99 Cr) and INR 6.11 Cr related to the new labour code, which has been disclosed under exceptional item

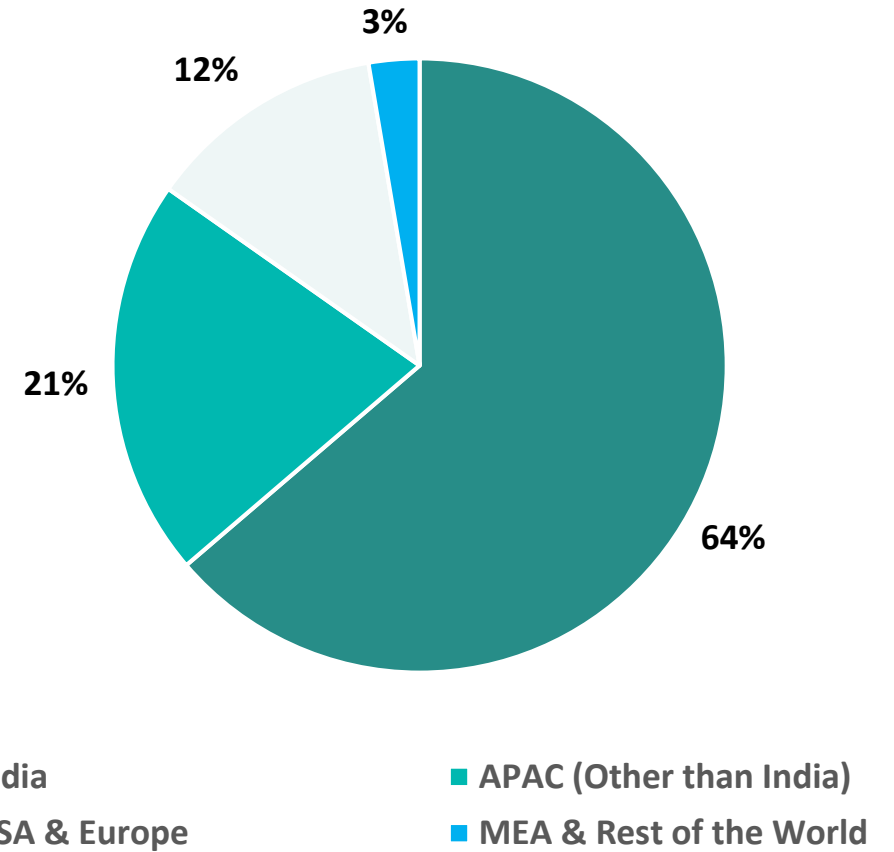
Sale of Software Service (INR Cr)



Sale of Equipment & Product Licenses (INR Cr)



Revenue Break-up (Geography-wise)



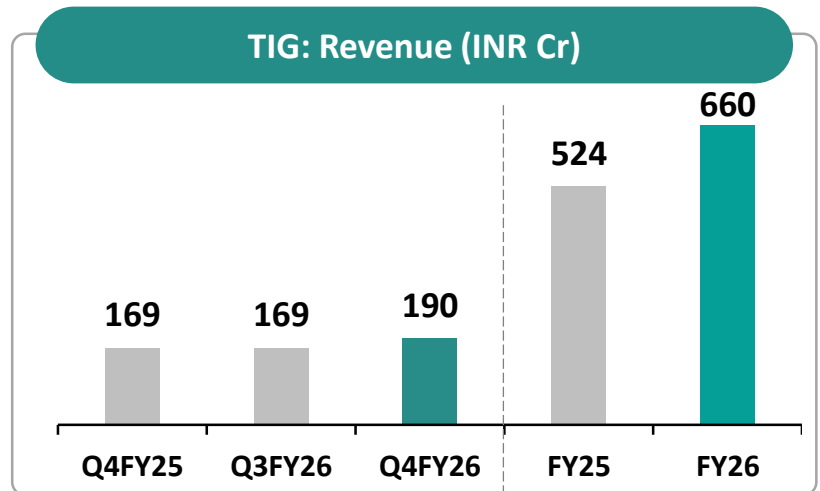
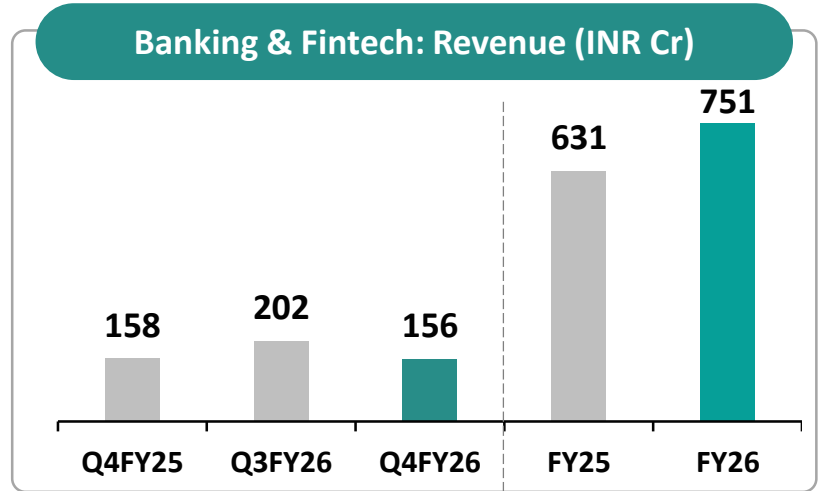
*All numbers have been rounded off

Banking & Fintech

- 1 Aurionpro successfully went live with its iCashpro cash management platform at Commercial Bank of Ceylon, Sri Lanka strengthening its international footprint in transaction banking
- 2 Secured a mandate from Diamond Trust Bank (Kenya) to implement its next-gen cash management platform, expanding its footprint in East Africa's transaction banking market
- 3 Launched Fintra, an AI-native trade finance platform that streamlines core processes with agentic AI and human oversight, setting new benchmarks in efficiency and compliance.

TIG

- 1 Aurionpro secured a mandate from Diamond Trust Bank (Kenya) to implement its next-gen cash management platform, expanding its footprint in East Africa's transaction banking market
- 2 Aurionpro Solutions launched Fintra, an AI-native trade finance platform that streamlines core processes with agentic AI and human oversight, setting new benchmarks in efficiency and compliance.



Consolidated Profit & Loss

Particulars (INR Cr)	Q4 FY26	Q3 FY26	QoQ	Q4 FY25	YoY	FY26	FY25	YoY
Revenue from Operations	346	371	(7%)	327	6%	1,411	1,173	20%
Total Expenses	279	296	(6%)	261	7%	1,129	931	21%
EBITDA	67	75	(11%)	66	1%	282	242	17%
EBITDA %	19%	20%	(99 bps)	20%	(83 bps)	20%	21%	(60 bps)
Depreciation & Amortization	10	10	(5%)	9	19%	39	26	49%
Finance Cost	5	2	-	2	-	10	7	53%
Exceptional Items	-2	8	-	-	-	6	-	-
Other Income	14	2	-	4	-	29	20	45%
PBT	68	57	18%	60	13%	256	229	12%
Tax	5	13	(57%)	8	(37%)	41	37	11%
PAT*	62	45	39%	51	21%	215	192	12%
PAT %	18%	12%	593 bps	16%	230 bps	15%	16%	(111 bps)
EPS* (Basic in Rs.)	11.60	8.00	45%	9.54	22%	39.58	35.40	12%

*From continuing operations

Balance Sheet

Particulars (INR Cr)	FY26	FY25
ASSETS		
Property, Plant & Equipment	136	146
Right of Use Assets	8	12
Goodwill	535	497
Other Intangible assets	145	76
Intangible Assets Under Development	67	20
Financial Assets		
- Other Financial Assets	84	42
Income Tax Assets (net)	36	26
Deferred Tax Assets (net)	19	11
Other Non-Current Assets	45	8
Sub-Total Non-Current Assets	1,076	839
Inventories	33	33
Financial Assets		
- Trade Receivables	377	306
- Cash and Cash Equivalentts	132	269
- Bank Balances (other than above)	73	93
- Loans	4	7
- Other Financial Assets	310	238
Other Current Assets	305	165
Sub-Total Current Assets	1,233	1,111
Assets Classified as Held for Sale	26	
TOTAL ASSETS	2,335	1,950

Particulars (INR Cr)	FY26	FY25
EQUITY AND LIABILITIES		
Equity Share Capital	54	54
Other Equity	1,684	1,450
Equity Attributable to Equity Shareholders	1,738	1,503
Non-Controlling Interest	7	5
Sub-Total Equity	1,745	1,508
Non-Current Liabilities		
Financial Liabilities		
- Borrowings	1	4
- Lease Liability	4	7
- Other Financial Liabilities	35	39
Other Non-Current Liabilities	4	7
Deferred Tax Liabilities (Net)	2	2
Provisions	21	8
Sub-Total Non-Current Liabilities	67	65
Current Liabilities		
Financial Liabilities		
- Borrowings	50	13
- Lease Liabilities	5	7
- Trade Payables	123	167
- Other Financial Liabilities	198	84
Other Current Liabilities	111	76
Provisions	13	15
Current Tax Liabilities (net)	22	15
Sub-Total Current Liabilities	521	376
Liabilities Associated with Assets Classified Held for Sale	1	
TOTAL EQUITY AND LIABILITIES	2,335	1,950

Annexures





Transaction Banking

› Transaction banking platform that provides a comprehensive solution for full-spectrum corporate banking, giving a superior and consistent client experience.



Lending Suite

› End-to-end Credit Risk Management Platform that boosts productivity, improves credit quality, and lowers operational risks.



Transit Solutions

› Redefining the tomorrow of connected and contactless transit systems in today with transit solutions



Platform Services

› Consulting and integration service umbrella supporting Government-to-government transfer of technology, Consulting for Software Products, Managed IT Services for Software, Data Center & Hybrid Cloud Services

(A) Transaction Banking

Enterprise Products and Platforms

Next-Gen Transaction Banking

iCashpro

A complete spectrum of corporate banking solution, giving a superior and consistent client experience across customer segments.



Corporate Internet Banking



Collections



Liquidity



Trade Finance



Receivables Management



Payments



Financial Supply Chain



Forex Services

5 Million

Transactions per hour:
benchmarked to handle

24x7

Availability leading to
seamless experience

6000

Concurrency level:
Allowing increased
responsiveness

(B) Lending Suite

Comprehensive credit risk management solution that boosts productivity, improves credit quality, and lowers operational risks.



Credit Risk Management Solution Universe



(C) Transit Solutions

Building on long-term partnerships with transit agencies and operators, banks, system integrators, and payment companies, our product solutions, a team of experts, and pedigree enable us to solve problems and deliver solutions that are changing the world of mobility.

Automated Gates



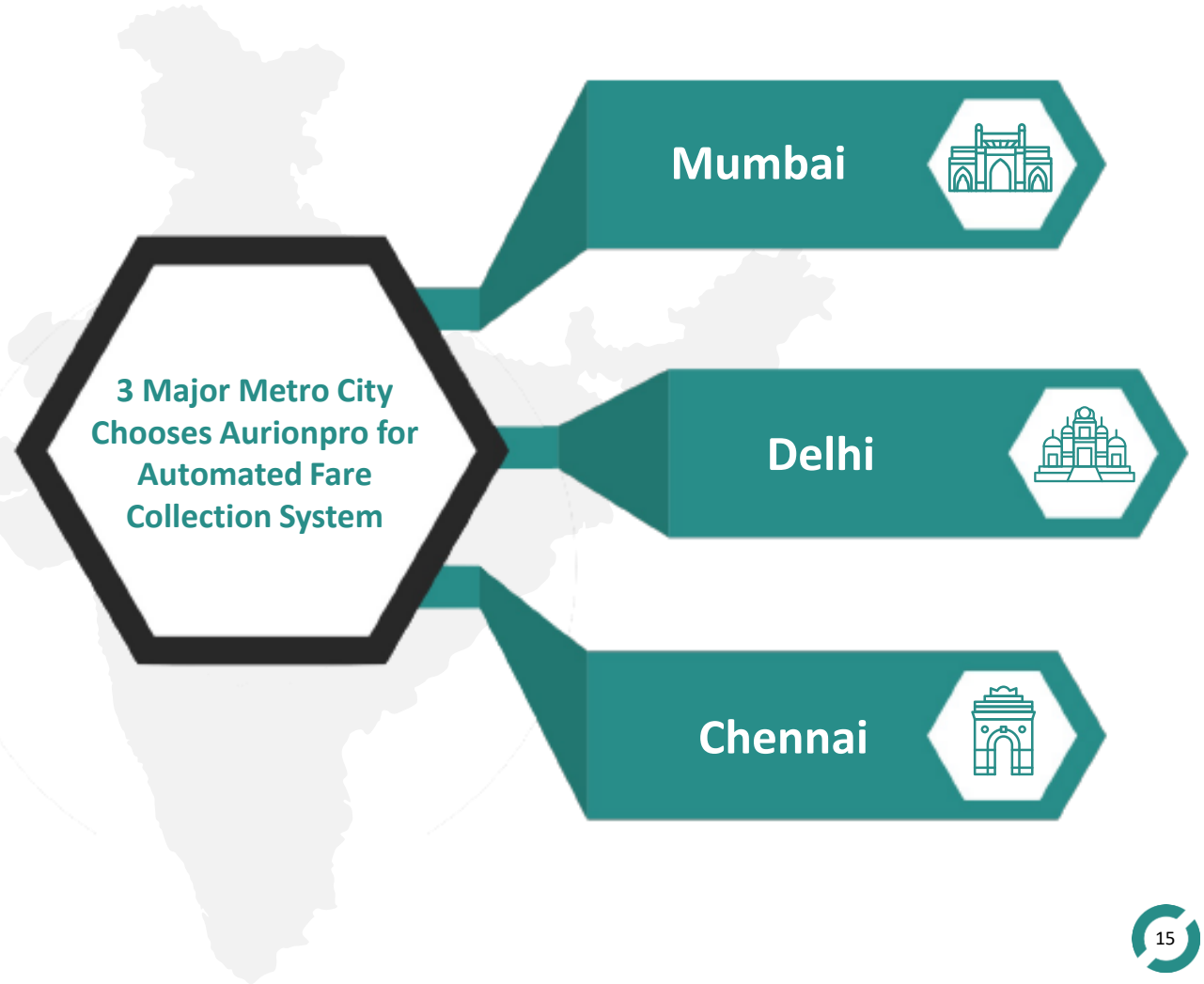
Transit Payment Solutions



Automated Fare Collection



Intelligent Transport Management System (ITMS)




D) Platform Services – Data Center

- 1 ~ 100 years of cumulative team experience in DC industry
- 2 Team comprises of Industry leaders from Ex IBM, Emerson, Sterling & Wilson, AECOM, Sudlows
- 3 Experience in design of large DC up to 60MW Data Centre
- 4 Designed and Executed projects which are Certified by Uptime Institute for Tier III & IV standards
- 5 Experienced Project Delivery team in successfully executing Green & Brown Field
- 6 In-House MEP Engineering team: Design, Detailed Engineering and Delivery under one roof.

**Consulting
and planning**



**Design
and
Engineering**



**Construction
Services**



(D) Platform Services – Hybrid Cloud



Consulting

- Assessment Services
- Architecting Services
- Cloud Budgeting and Estimation
- Cloud Optimization
- POC
- Cloud Deployment Planning (Roadmap)
- Deployment Services



Deployment Services

- Cloud Infra Deployment
- Security Implementation
- Performance and Resource Monitoring
- Resource Optimization
- Billing tools configuration



Migration Services

- Workload Migration (IaaS, PaaS)
- Data Migration



SOAR (only L1)

- Policy, Design, Audit, Monitoring, Event Response and Continuous Improvement



Cloud Managed Services

- SLA based onsite/remote operations.
- Continuous resource optimization
- DB Management Services
- DR/BCP reliability and resilience



High End Services (Roadmap)

- Application Modernization
- Data Warehousing
- Security Policy and Posturing
- Security Audits

(D) Platform Services -Treasury & Capital Market Operations



**Aurionpro
Market System**

End-to-end service expertise in all implementation and upgrade projects for Capital markets, Treasury, Risk management, and Regulatory requirements



Advisory Solutions



Project Management Solutions

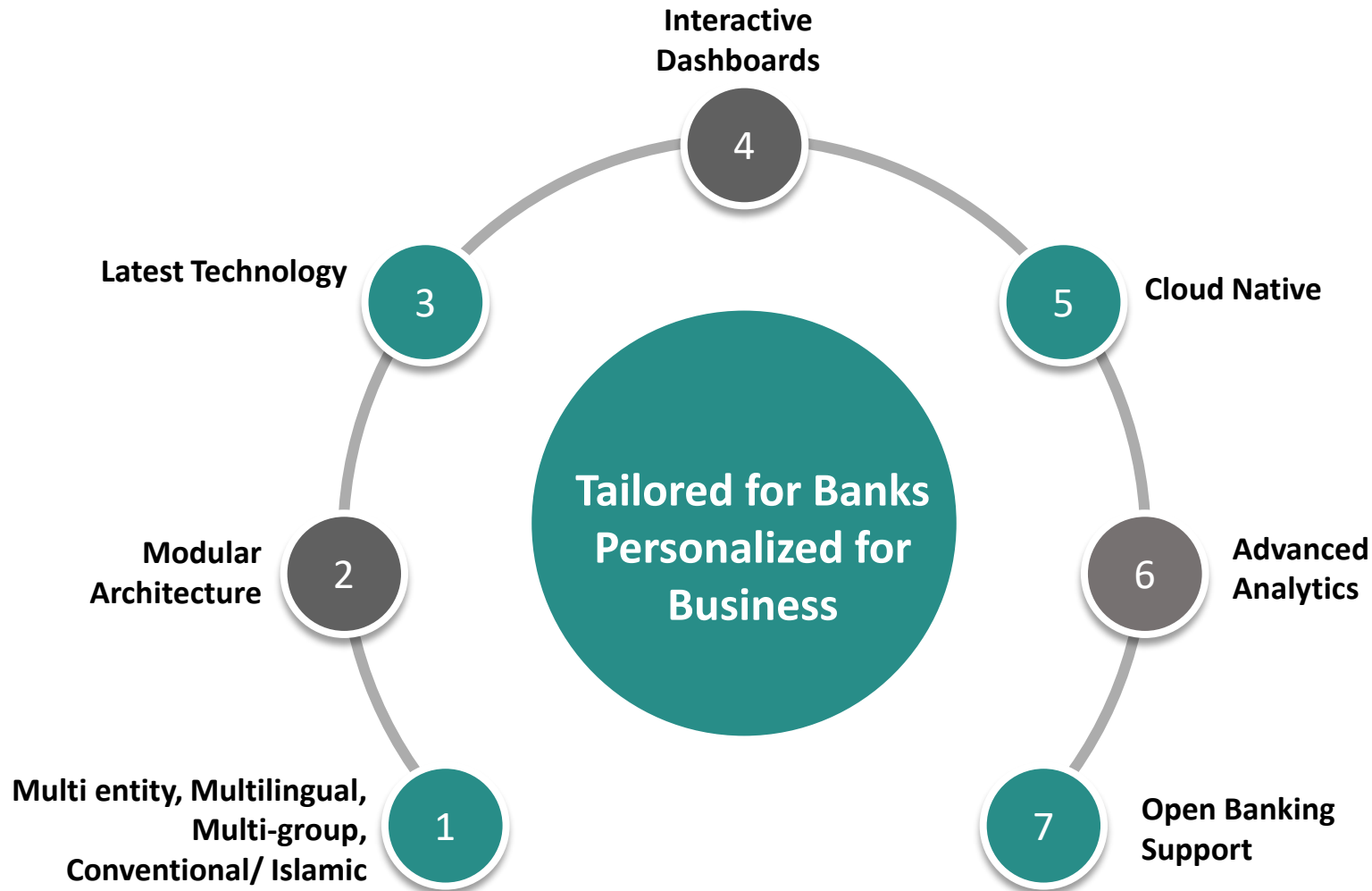


Delivery Solutions

(D) Platform Services - Digital Banking Engagement

› A one-stop solution for banks to provide a unified experience to corporate customers

› Built on API-first architecture, AuroDigi is designed to handle huge volumes of transactions and can be connected to multiple backend systems for processing



Key Leadership and Board of Directors



Mr Paresh Zaveri
Chairman & Managing Director



Mr Ashish Rai
Vice Chairman & CEO



Mr Shekhar Mullatti
*President & Global Head
– Banking*



Mr Sanjay Bali
*President & Global Head
– Tech Innovation Group*



Mr. Sanjay Varma
*President & Global Head -
Fintech Solutions Group*

BOARD OF DIRECTORS



Mr Paresh Zaveri
*Chairman &
Managing Director*



Mr Amit Sheth
*Co-Chairman &
Director*



Mr Ashish Rai
*Vice Chairman &
Group CEO*



Mr Ajay Kumar Choudhary
Independent Director



Mr. Hong Guan Bernard Chew
Independent Director



Dr Rajeev Uberoi
*Independent
Director*



Ms Sudha Bhushan
*Independent
Director*



Mr Ajay Sarupria
Director

Award Recognitions and Accolades



Integro Technologies is a 'Category Leader 2025' focused on Credit Lending Operations for Alternative Finance, Collateral Management Systems, Limits Management Systems, Loan Management Systems, and Loan Origination Systems.



Integro Technologies is a 'Category Leader 2024' focused on Limits Management Systems, Collateral Management Systems, Loan Management Systems, Loan Origination Systems, and Private and Non-bank Credit Systems



Integro Technologies Wins RiskTech 100 2024 Award for Best Limits Management, under the category of Lending Operations.



iCashpro listed as Representative Vendor in Gartner's Market Guide for Commercial Banking Cash Management and Trade Finance Solutions 2023



SmartLender listed as Representative Vendor in Gartner's Market Guide for Commercial Loan Origination Solutions 2023



Forrester's Landscape Report Q4, 2023
Aurionpro has been featured in the Forrester report titled "The Cash Management Solutions Landscape, Q4, 2023"



Thank You

 +91-22-4040 7070

 investor@aurionpro.com