

# 20 MICRONS<sup>®</sup> L I M I T E D

CIN: L99999GJ1987PLC009768

Regd. Office: 9-10, GIDC Industrial Estate, Waghodia, Dist.: Vadodara, 391760

Ph.:75 748 06350 | E-Mail: [co\\_secretary@20microns.com](mailto:co_secretary@20microns.com) | Website: [www.20microns.com](http://www.20microns.com)

---

**May 26, 2026**

To,  
The Secretary,  
**BSE Ltd.**  
25<sup>th</sup> Floor,  
Phiroze Jeejeebhoy Towers,  
Dalal Street, Fort,  
Mumbai - 400 001  
**Scrip Code - 533022**

To,  
Asst. Vice President,  
**National Stock Exchange of India Ltd.,**  
Exchange Plaza, Plot C/1, G Block  
Bandra-Kurla Complex,  
Bandra (E),  
Mumbai - 400 051  
**Symbol - 20MICRONS**

Dear Sir/Madam,

**Subject: Audio-Video Recording of Investors' Earnings Call for the Quarter and Financial Year Ended March 31, 2026**

Dear Sir(s),

Pursuant to Regulation 30 read with Schedule III of the SEBI (Listing Obligations and Disclosure Requirements) Regulations, 2015, and further to our intimation dated May 14, 2026, regarding the Investors' Earnings Call, we wish to inform you that the audio-video recording of the earnings call held on **Tuesday, May 26, 2026**, in connection with the audited financial results (Standalone and Consolidated) of the Company for the quarter and financial year ended **March 31, 2026**, has been made available on the Company's website.

The recording can be accessed [[click here](#)] or through the *Investors Section* → *Investor Presentation/Earnings Update* under the tab **FY 2025-26** on our website at [www.20microns.com](http://www.20microns.com)

This is for your information and further dissemination.

Thanking you,

Yours faithfully  
**For 20 Microns Limited**

**Komal Pandey**  
Company Secretary & Compliance Officer  
ACS 37092

**20 MICRONS<sup>®</sup>**  
L I M I T E D

# EARNINGS PRESENTATION

Q4 FY25-26

Touching Everyday Lives through  
Innovative Mineral Solutions &  
Functional Additives



# ABOUT THE COMPANY

We are **20 Microns Limited**, the pioneers in the field of **Industrial Minerals** in India. We have built a portfolio of **Industrial Micronized** and **Sub Micronized Minerals** backed with our expertise in Micronization. We are now expanding our portfolio into the world of **Performance Minerals, Speciality Chemicals** and **Functional Additives** catering to the niche segments and formulations made through advanced and superior technology to serve our existing and new customer base for **diverse applications**.

With a devoted **R&D and Product Application Centre**, we are committed to continuously **innovate and offer** a variety of products catering to numerous **applications and formulations** enhancing the product performances and delivering **high value added functional solutions** to various industries.



Q4 CONSOLIDATED FINANCIAL RESULTS

01


COMPANY BACKGROUND

02

FINANCIAL TRENDS

03

# CONTENTS



**SAFE HARBOR STATEMENT** The Presentation is to provide the general background information about the Company's activities as at the date of the Presentation. The information contained herein is for general information purposes only and based on estimates and should not be considered as a recommendation that any investor should subscribe / purchase the company shares. This presentation may include certain "forward looking statements". These statements are based on current expectations, forecasts and assumptions that are subject to risks and uncertainties which could cause actual outcomes and results to differ materially from these statements. Important factors that could cause actual results to differ materially from our expectations include, amongst others general economic and business conditions in India and any other country, ability to successfully implement our strategy, our research and development efforts, our growth and expansion plans and technological changes, changes in the value of the Rupee and other currencies, changes in the Indian and international interest rates, change in laws and regulations that apply to the Indian and global industries, increasing competition, changes in political conditions in India or any other country and changes in the foreign exchange control regulations in India. Neither the company, nor its directors and any of the affiliates or employee have any obligation to update or otherwise revise any forward-looking statements. The readers may use their own judgment and are advised to make their own calculations before deciding on any matter based on the information given herein. No part of this presentation may be reproduced, quoted or circulated without prior written approval from 20 Microns Limited

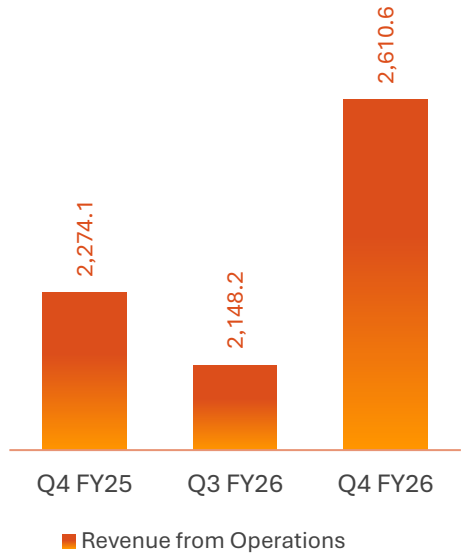
A close-up photograph of a person's hands writing on a financial report with a black pen. The report features various charts, including a pie chart and a line graph, and a table of data. A calculator and a laptop are visible in the background, suggesting a professional financial setting. The scene is lit with warm, natural light from a window.

# Q4 FY26 CONSOLIDATED FINANCIAL RESULTS

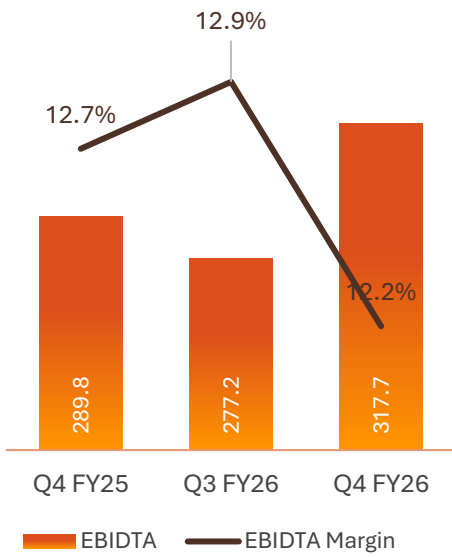
01

# FY26 Q4 CONSOLIDATED FINANCIAL HIGHLIGHTS

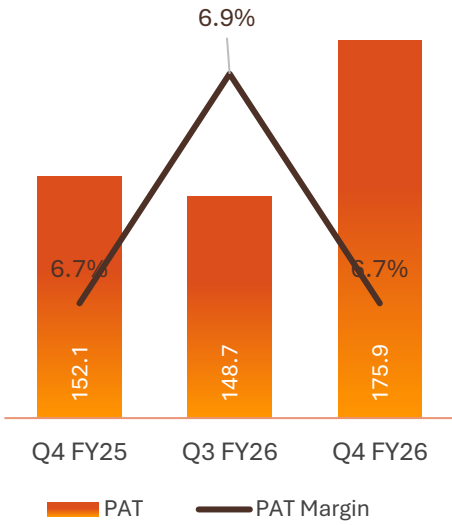
### Revenue from Operations (₹ Mn)



### EBITDA (₹ Mn) & EBITDA Margin



### PAT (₹ Mn) & PAT Margin



# FY26 Q4 P&L SUMMARY

PARTICULARS (₹ Mn)	Q4FY26	Q3FY26	Q4FY25	QOQ% Change	YOY% Change
Revenue from Operations	2610.6	2148.2	2274.1	21.5%	14.8%
Total Income	2631.5	2163.7	2276.4	21.6%	15.6%
Operating Expenses	2293.0	1871.0	1984.2	22.6%	15.6%
EBITDA (Excluding OI & EI)	317.7	277.2	289.8	14.6%	9.6%
EBITDA %	12.2%	12.9%	12.7%	-73 bps	-57 bps
Finance Cost	39.2	40.8	47.7	-3.9%	-17.8%
Depreciation & Amortization	51.8	49.0	49.6	5.8%	4.4%
PBT	246.2	200.5	192.3	22.8%	28.0%
PAT	175.9	148.7	152.1	18.3%	15.6%
EPS (₹)	4.99	4.24	4.31	17.7%	15.8%

**Commenting on the performance of Q4 FY26, the Management team of 20 Microns Limited stated:**

## **Resilient FY26 Performance Amid Industry Headwinds**

“We delivered a resilient performance in FY2025-26 despite a challenging operating environment marked by subdued paint industry demand, prolonged monsoon impact on post-Diwali offtake, and geopolitical uncertainties arising from the West Asia conflict. Consolidated revenue for Q4 FY26 stood at ₹2,610.6 million, registering a healthy year-on-year growth of ~15%, while Profit After Tax increased by 15.6% y-o-y to ₹175.9 million, supported by operational efficiencies and a disciplined focus on profitability over low-margin growth. For the full year 2025-26, consolidated revenues grew by a modest 4.5% to ₹9538.3 million, while PAT grew by 6.7%, reflecting a slower growth trajectory in the first nine months of the year. EBITDA margins remained stable at 12.9%, driven by favourable product mix and disciplined cost management.

## **A Transformational Growth Journey**

Over the last five years, the Company has undergone a significant transformation, doubling its revenues and nearly tripling its profits. Having scaled from annual revenues of just over ₹100 crore in FY2008 to approaching the ₹1,000 crore milestone in FY2026, the Company is now focused on its next phase of growth through capacity expansion, increasing contribution from value-added products, operational efficiencies, and deeper penetration across domestic and international markets.

## **Diversified Portfolio Supporting Stability**

During the year, paints continued to remain the largest contributor to revenues at 46%, while plastics and rubber segments demonstrated encouraging traction. The rubber segment, in particular, delivered strong performance during the year. The Company remains focused on increasing the share of high-value and speciality products across plastics, rubber, construction chemicals, ceramics, and performance minerals to enhance margins and reduce concentration risks.

## **Strategic Investments for Future Growth**

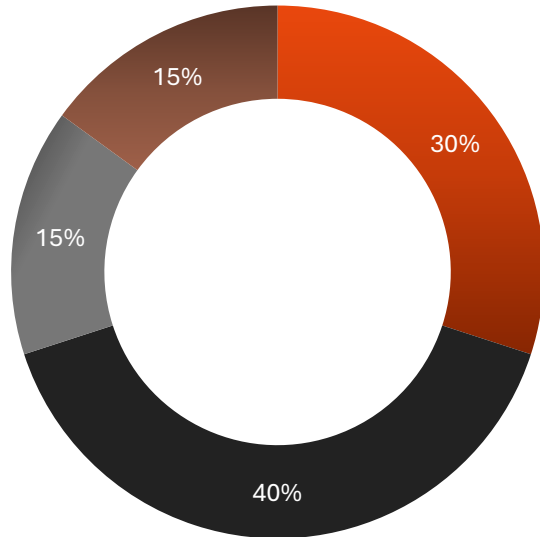
To support future growth, the Company announced a ₹100 crore CAPEX program to be deployed over the next two years. The investment will focus on capacity expansion, debottlenecking, mining enhancements, R&D, sustainability initiatives, and AI-enabled process improvements. The Company expects these investments to improve operational productivity, strengthen import substitution capabilities, and support growth across domestic and export markets.

## **Expanding Global Footprint and Long-Term Outlook**

The gradual ramp-up of the Malaysia facility and progress in the construction chemicals joint venture with Sievert SE are expected to further strengthen the Company’s global footprint and value-added offerings. Having built significant scale over the past two decades, the Company believes the next phase of growth could be driven by a combination of capacity additions, improving product mix, and deeper participation in high-growth application segments.”

# CAPEX & FUTURE STRATEGY

## ₹100 Crore CAPEX Break-up



- India Facilities (Existing & New)
- Malaysian Operations
- Sievert JV (Construction chemicals)
- R&D/ESG

## Strengthening Financial Fundamentals

- **18% Revenue CAGR** over the next 3 years
- **200–250 bps EBITDA Margin Expansion** through scale efficiencies
- **ROCE Improvement to 18–20%** driven by better capital productivity
- **Sustained Double-Digit Growth** backed by strategic investments
- **20%+ Market Share Target** in high-value products by FY2030

## CAPEX Plan

- **24-Month Execution Plan** for phased capex deployment
- **Balanced Funding Mix:** Internal accruals + selective debt
- **Malaysia Capacity Expansion:** Targeting annual production capacity of 1.08 lakh MT and quarrying capacity of 0.96 lakh MT by mid-FY2028
- **Focus Segments:** Paints & coatings, plastics & rubber, inks, and specialty products

# BUSINESS OUTREACH & EXHIBITION HIGHLIGHTS



**PaintIndia 2026 | Mumbai, India**  
19th – 21st February 2026

## PaintIndia 2026 – Mumbai, India

- ❑ Participated in PaintIndia 2026 at the Bombay Exhibition Centre, Mumbai — India’s flagship paints & coatings exhibition.
- ❑ Showcased advanced mineral-based functional additives engineered to enhance performance, consistency and efficiency across paint & coating systems.
- ❑ Highlighted engineered nanoparticle-based inorganic additives that strengthen films, improve durability and optimise formulation costs.

## PlastIndia 2026 – New Delhi, India

- ❑ Exhibited at PlastIndia 2026, Bharat Mandapam, New Delhi — one of the world’s largest plastics exhibitions, held under the theme ‘Bharat Next’.
- ❑ Showcased Functional Fillers & Specialty Additives for Polymers, including anti-blocking agents and performance mineral solutions for downstream manufacturing.
- ❑ Engaged with global industry leaders, partners and customers, strengthening 20 Microns’ presence across the plastics value chain.



**PlastIndia 2026 | New Delhi, India**  
5th – 10th February 2026

# COMPANY BACKGROUND

02



## 1990-2000

- Implementation of total quality systems
- New manufacturing location at Vadadala with **18,000 TPA** capacity
- New manufacturing location at Hosur (South India) with **15,000 TPA**, diversified into Kaolin introduced a Pozzolanic material



## 2010-2020

- Established our **state-of-the-art R&D Centre** at Waghodia, Vadodara. The R&D facility is recognized and approved by DSIR, Govt. of India
- Enhanced portfolio by initiating the manufacture of **functional additives**
- **Expanded** Malaysia operations for Calcium Carbonate
- Boosted our manufacturing capabilities by forming a subsidiary **20Microns JSC in Vietnam** focused towards the manufacturing of CaCO<sub>3</sub>
- Inked a **deal with Dorfner GmbH** Germany as the exclusive distributor of Hydrous Kaolin across Europe



## 2024-2025

- New joint venture company incorporated as Sievert 20 Microns Building Materials Private Limited for construction chemicals and building related products.



- New manufacturing location at Alwar with **6,000 TPA**
- New manufacturing location at Tirunelveli with **6,000 TPA**
- Started manufacturing **new products** like Synthetic Barium Sulphates, Aluminium Silicates
- Established **new territories and sales channels** in Europe, North and Latin America
- 20 Microns began its operations in **Ipoh, Malaysia** for Calcium Carbonate



## 2000-2010



- Entered into **JV agreement** with **Dorfner** to further strengthen 20ML's international presence
- Enhanced sustainability portfolio by bagging the **Ecovadis Gold Certification**
- Entered into **JV Agreement** with **Sievert Baustoff GmbH**, Germany for Manufacturing of Construction Chemicals
- Expanded **Functional Additives** Portfolio to newer applications
- Expanded its global presence by entering into definitive agreements to **acquire 100% equity interest in GTLQ SDN BHD** and **IQ Marbles SDN BHD**, a well- established limestone extraction and processing businesses based in Ipoh, Malaysia.



## 2020-2025

# OUR JOURNEY

# BUILDING UPON A SUCCESSFUL LEGACY


MR. RAJESH C. PARIKH  
Chairman & Managing Director



**Mr. Rajesh C. Parikh**, a First-Class Mechanical Engineering graduate with an MBA in Finance, serves as the Chairman and Managing Director of 20 Microns Limited. He began his career in 1994 as a Trainee Engineer at Jyoti Limited, contributing to a pivotal project on China Clay that introduced him to the industrial minerals sector. At 27, Mr. Parikh joined 20 Microns' Board, assuming responsibility for technical and marketing functions, and has since been instrumental in transforming the company into India's largest producer of micronized industrial minerals and specialty chemicals, with a presence in over 65 countries.

Under his leadership, the company has achieved significant milestones, including diversification into organic farming products, specialty chemicals, and construction materials. His strategic focus on innovation and sustainability has driven the development of value-added solutions, enhancing 20 Microns' global competitiveness.

Mr. Parikh emphasizes Environmental, Social, and Governance (ESG) principles, fostering sustainable practices. His vision aligns with global strategies like 'China plus one,' positioning the company as a reliable global player. Through his expertise, 20 Microns continues its journey of growth, operational excellence, and long-term value creation.



MR. ATIL C. PARIKH  
CEO & Managing Director

**Mr. Atil C. Parikh** serves as the Chief Executive Officer and Managing Director of 20 Microns Limited, bringing a wealth of expertise and leadership to the organization. He holds a Bachelor's degree in Chemical Engineering from Gujarat University and an MBA in Finance from a prestigious business school in California, USA.

Mr. Parikh began his career at 20 Microns in 1999-2000 as a Management Trainee before gaining international experience as a Management Analyst in a U.S.-based financial services firm. Rejoining 20 Microns in 2005, he has been instrumental in shaping the company's commercial strategies and spearheading organizational transformation. His initiatives to restructure operations have enhanced efficiencies and aligned the business with global best practices.

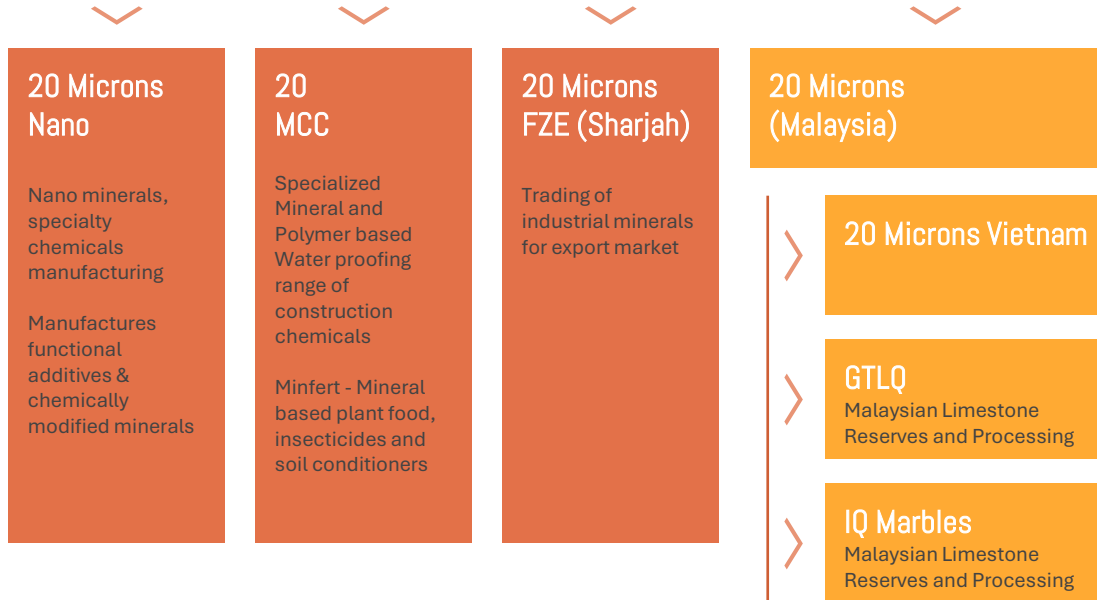
Guided by a forward-looking vision, Mr. Parikh has driven growth through innovation, sustainability, and strategic expansion. In addition to his role at 20 Microns, he serves on the boards of associated companies, including 20 Microns Nano Minerals Limited, Dorfner-20 Microns Private Limited, 20 MCC Private Limited, and Eriez Industries Private Limited, fostering the broader growth of the group.

Mr. Parikh's leadership combines technical acumen, financial expertise, and a commitment to excellence, making him a respected figure in the industry.

# GROUP STRUCTURE



## Subsidiaries



## JV/Associate Companies



## INDUSTRIAL MINERALS

Ground Calcium Carbonate  
Dolomite  
Hydrous Kaolins  
Calcined Kaolins  
Talcs  
Natural Barytes  
Silica / Quartz  
Muscovite Mica  
Feldspar / Nepheline Syenite  
Diatomaceous & Siliceous Earth  
Bentonite & Attapulgit  
Natural Red Oxide  
Synthetic Red Oxide

## FUNCTIONAL ADDITIVES

White / Buff / Grey & Colored Rutile TiO<sub>2</sub>  
White Pigment Opacifier  
Synthetic Barium Sulphate  
Micronized Wax  
Processing Aids  
Antiblocking Additives  
Matting Agents  
Rheological Additives  
Inorganic Thickeners  
Flame Retardants  
Calcium Oxide Desiccant  
Activators for Rubber  
High Aspect Ratio Talc  
Sub Micron CaCO<sub>3</sub>  
Fumed, Precipitated & Amorphous Silica  
Decorative Colored Quartz Sand

## MINFERT

Minfert BLK Granules  
Minfert BLK Liquid  
Minfert GBR Granules  
Minfert GBR Liquid  
Minfert Reskue  
Minfert Humicrons  
Minfert Geo Care  
Minfert Thalaivaa  
Minfert Tiger Booster  
Minfert Thrips Kranti  
Minfert Nipho  
Minfert Stilk  
Minfert Potlum  
Minfert Sio Soli  
Minfert Starkin  
Minfert Tigao  
Minfert Yaki  
Minfert SL 90  
Minfert BLK & GBR  
Minfert Corrhiza

## RETAIL PRODUCTS

Tigersil  
Nanosil  
Cracksil  
Micronsil 30 C/ Plus  
MetaKrete  
Rainbowsil  
Roadsil

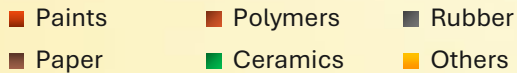
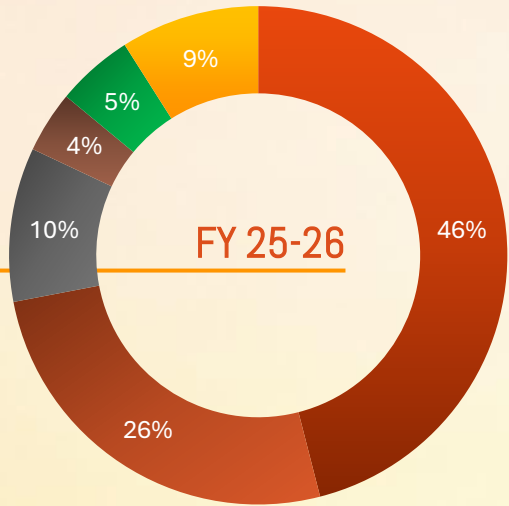
# PRODUCT PORTFOLIO

India's largest producer of  
micronized minerals

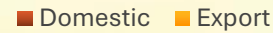
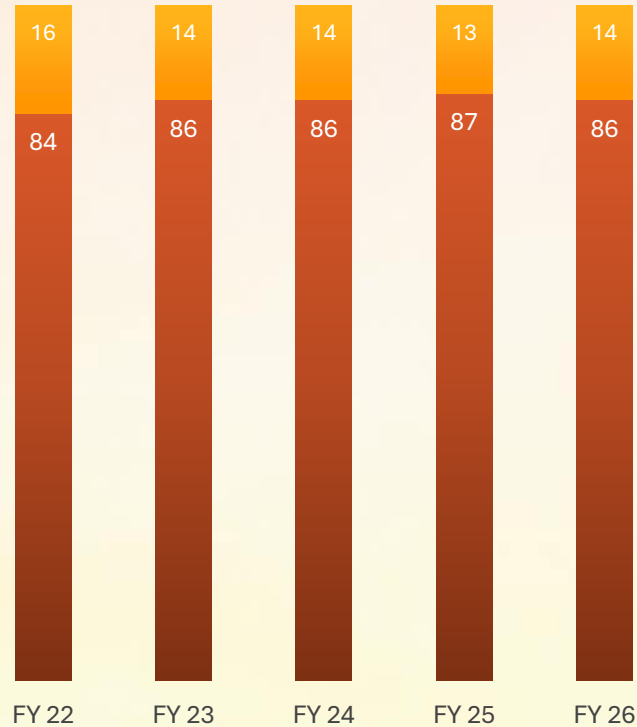
Advanced niche product range  
made through new innovative  
technology

Functional additives are used  
to enhance the performance  
of the products

## REVENUE CONTRIBUTION



## EXPORT SHARE IN REVENUE (%)



MARKETS SERVED



# KEY CLIENTELE

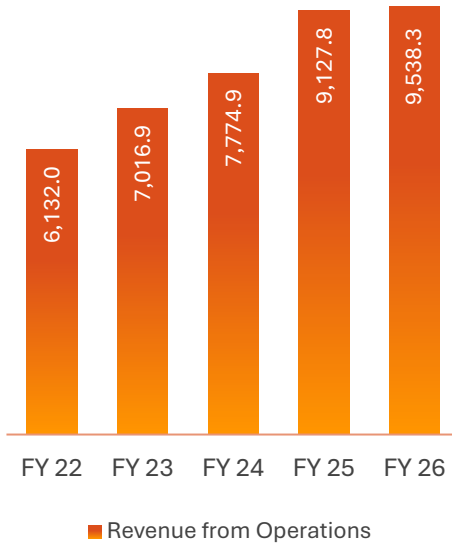
The background features a complex financial chart with various data series. There are candlestick-style bars in shades of green, yellow, and red. Overlaid on these are several line graphs in blue, purple, and white. A prominent dashed blue line trends upwards from the bottom left towards the top right. A semi-transparent orange rectangle is positioned in the upper left quadrant, containing the text 'FINANCIAL TRENDS'. The overall aesthetic is high-tech and data-driven, with a dark blue and black color palette accented by vibrant colors.

# FINANCIAL TRENDS

03

# 5-YEAR FINANCIAL TRENDS

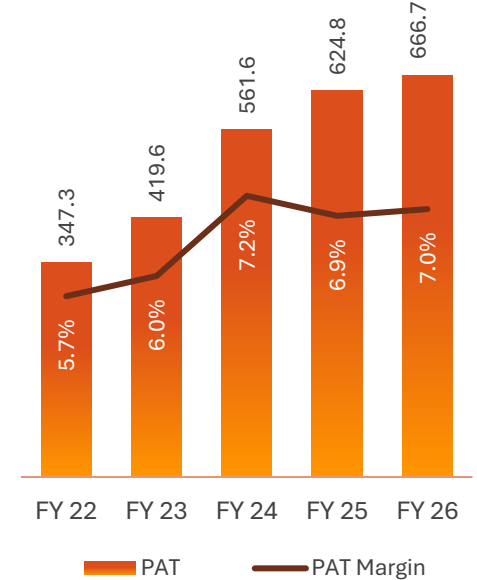
## Revenue from Operations (₹ Mn)



## EBITDA (₹ Mn) & EBITDA Margin



## PAT (₹ Mn) & PAT Margin

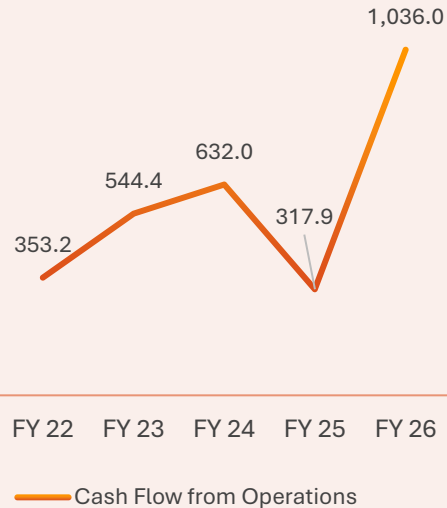


# 5-YEAR FINANCIAL TRENDS

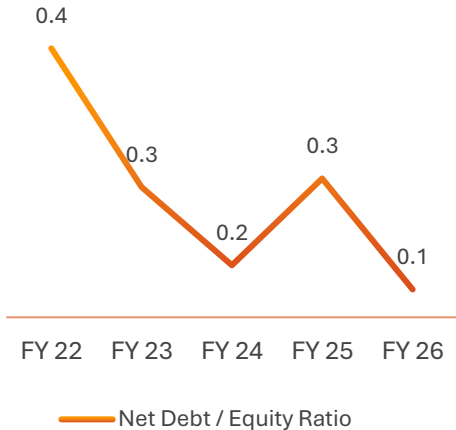
## Return on Capital Employed (%)



## Cash Flow from Operations (₹ Mn)

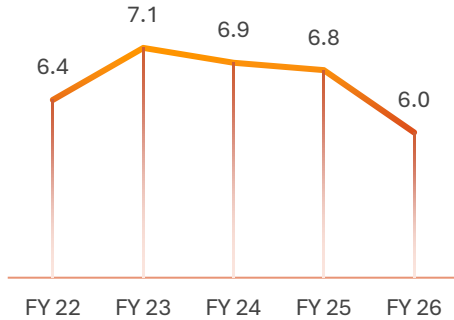


## Net Debt / Equity Ratio

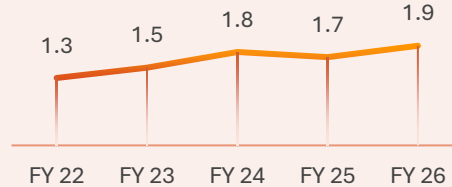


# OPERATIONAL HIGHLIGHTS

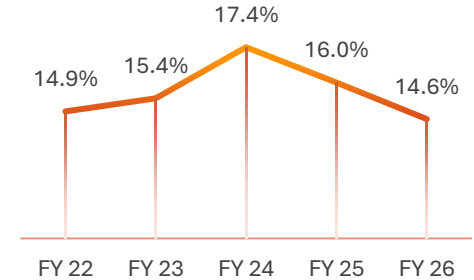
## Trade Receivables Turnover



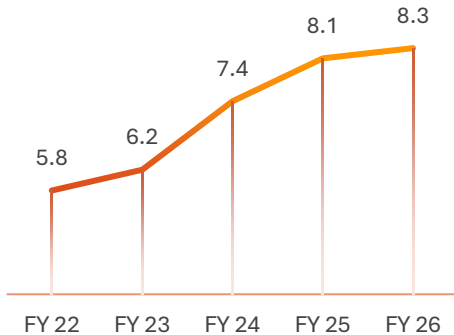
## Current Ratio



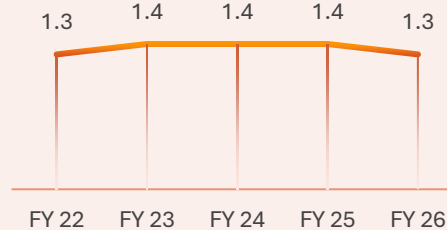
## Return on Equity



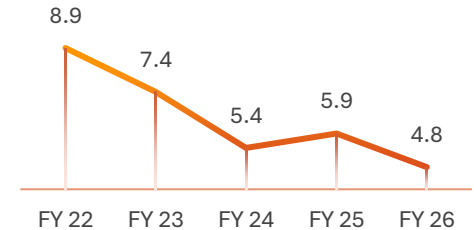
## Inventory Turnover



## Total Assets Turnover



## Net Capital Turnover



Share Price (₹) **177**

Industry Sector **Industrial Minerals**

BSE / NSE Code **533022 / 20MICRONS**

Face Value (₹) **5**

52 Week High **284**

52 Week Low **130**

Market Cap (₹ Mn.) **6250**

Price to Earning Multiple (PE) **9.31**

Equity Shares **3,52,86,502**

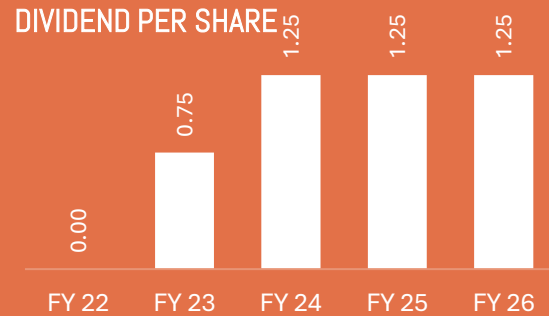
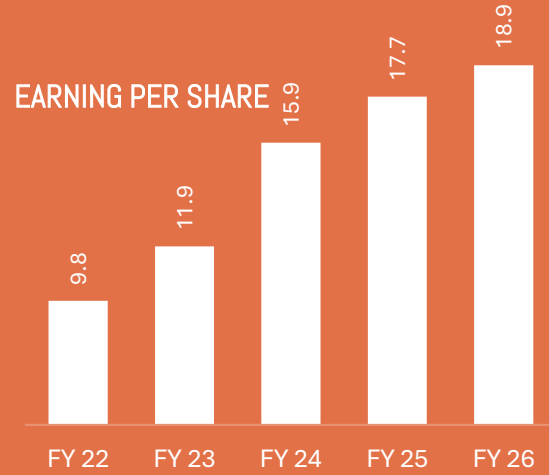
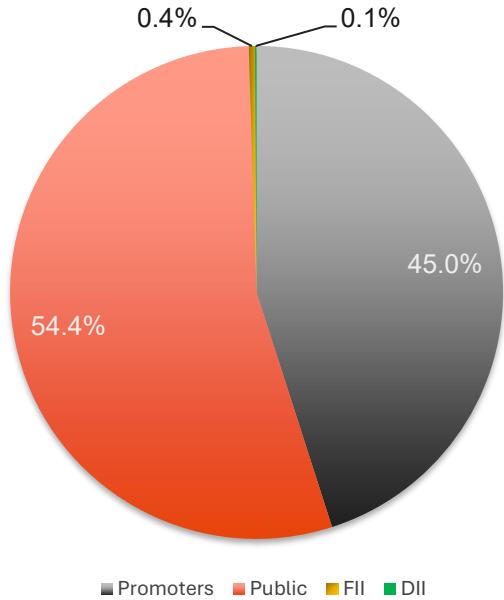
Free Float (%) **54.4%**

## ONE YEAR SHARE PRICE RETURN 20 MICRONS v/s SENSEX



Duration	1 month	3 month	6 month	1 year	3 year
20 MICRONS LTD	-1.4%	-2.2%	-8.3%	-25.6%	108.4%
Sensex	-5.2%	-9.7%	-11.8%	-7.9%	21.8%

# SHAREHOLDING PATTERN



# SHAREHOLDER OWNERSHIP AND VALUE CREATION



## 20 MICRONS<sup>®</sup>

L I M I T E D

For further information on the company, please visit [www.20microns.com](http://www.20microns.com)

Mrs. Komal Pandey  
Company Secretary & Compliance Officer  
+91 94298 96036  
[co\\_secretary@20microns.com](mailto:co_secretary@20microns.com)

Registered Office Address  
9-10, GIDC, Industrial Estate,  
Waghodia - 391760,  
Dist. Vadodara, Gujarat, India

**WISDOM IR**  
Nurturing Trust, Growing Value

Muthukumar K  
+91 98671 91576  
[muthukumar@wisdomsmith.com](mailto:muthukumar@wisdomsmith.com)

Siddharth Raj Nair  
+91 96996 63366  
[siddharth@wisdomsmith.com](mailto:siddharth@wisdomsmith.com)