



NETRIPPLES SOFTWARE LIMITED

CIN - L72200TG1993PLC015760

FINANCIAL STATEMENTS

FINANCIAL YEAR 2025-26

www.netripples.com

NETRIPPLES SOFTWARE LIMITED




CIN - L72200TG1993PLC015760

1.0 ASSETS AND LIABILITIES As on 31 March 2026

	Particulars	Note No.	As on 31st March 2026	As at 31 March 2025
A	ASSETS			
	Non-current assets			
	Property, Plant and Equipment	9	13,07,901	12,74,555
	Capital work-in-progress		-	-
	Investment property		-	-
	Goodwill		-	-
	Other intangible assets		-	-
	Intangible assets under development		-	-
	Biological assets other than bearer plants		-	-
	Financial assets		-	-
	Investments		-	-
	Trade receivables		-	-
	Loans		-	-
	Others		-	-
	Deferred tax assets (net)		-	-
	Other non-current assets		-	-
	Total Non-current assets		13,07,901	12,74,555
	Current assets			
	Inventories	11.0	9,79,29,623	9,73,75,425
	Financial assets		-	-
Investments		-	-	
Trade receivables	12.0	19,47,000	18,76,183	
Cash and cash equivalents	13.0	46,001	4,77,000	
Bank balances other than (iii) above		-	-	
Loans		-	-	
Others		-	-	
Other current assets	14.0	10,84,843	10,15,246	
Total Current assets		10,10,07,467	10,07,43,853	
Total Assets		10,23,15,369	10,20,18,408	
B	EQUITY AND LIABILITIES			
	Equity			
	Equity share capital	5.0	6,81,69,000	6,81,69,000
	Other equity (Reserves & Surplus)	6.0	3,12,61,555	3,09,89,344
	Total Equity		9,94,30,555	9,91,58,344
	Non-current liabilities		-	-
	Financial liabilities		-	-
	Borrowings		-	-
	Trade payables		-	-
	Other financial liabilities		-	-
	Provisions		-	-
Deferred tax liabilities (net)	21.0	23,61,065	23,61,065	
Other non-current liabilities		-	-	
Total Non-current liabilities		23,61,065	23,61,065	

Current liabilities		-	-
Financial liabilities		-	-
Borrowings		-	-
Trade payables	7.0	4,98,750	4,75,000
Other financial liabilities		-	-
Other current liabilities		-	-
Provisions	8.0	25,000	24,000
Current tax liabilities (net)		-	-
Total Current liabilities		5,23,750	4,99,000
Total Equity and Liabilities		10,23,15,369	10,20,18,408
See accompanying notes forming part of the financial statements			

For BGS & Associates
Chartered Accountants.
FRN- 0013021S


B. Govardhana
Proprietor



M No. : 224317


PLACE : Hyderabad


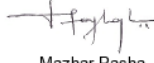

DATE : 5th May 2026

For and on behalf of the Board of Directors
Netripples Software Limited


Mazhar Pasha
Managing Director
DIN: 00719970




Sameer Sohrab
Director
DIN: 02423411

NETRIPPLES SOFTWARE LIMITED		netripples
CIN - L72200TG1993PLC015760		
AUDITED CASH FLOW STATEMENT as on 31st March 2026		
Particulars	For the year ended 31st March 2026 (₹)	For the year ended 31st March 2025 (₹)
A. CASH FLOW FROM OPERATING ACTIVITIES		
Net Profit Before Tax	2,97,211	2,34,090
Adjustments for:		
Depreciation / Amortisation and Impairment expense	4,38,810	4,45,363
Loss on sale/disposal of Property, Plant and Equipment (net)	0	0
Bad Debts Written Off	0	0
Provision made/reversed for Doubtful Debts (Trade Receivables)	0	0
Effects of foreign exchange gain/loss	0	0
Finance Costs	0	0
Provision/liability no longer required written back	0	0
Debit balance written off	0	0
Dividend Income	0	0
Interest Income	0	0
Operating Profit Before Working Capital Changes	7,36,021	6,79,453
Changes in Working Capital		
Adjustments for (Increase) / Decrease in Operating Assets:		
Trade Receivables	-70,817	4,51,422
Other Non-Current Assets	0	0
Other Financial Assets-Non-current	0	0
Short Term Loans and Advances	0	0
Other Current Assets	-69598	-65,157
Other Financial Assets-Current	0	0
Inventories	-554198	-4,27,907
Adjustments for Increase / (Decrease) in Operating Liabilities:		
Trade Payables	23750	2,73,863
Other Current Liabilities	0	0
Other Financial Current Liabilities	0	0
Other Financial Non-current Liabilities	0	0
Short-Term Provisions	0	0
Cash Generated from Operations	-6,70,863	2,32,223
Direct Tax paid (Net of Refunds)	-24000	-24,000
Net Cash from Operating Activities	41,157	8,87,676
B. CASH FLOW FROM INVESTING ACTIVITIES		
Payments for Property, Plant and Equipment/Intangible assets including capital work in progress and capital advances	-724358	-6,97,840
Proceeds from sale of Property, plant and equipments	252202	245179
Proceeds from maturity of deposits with original maturity of more than three months	0	0
Investment in the Equity Shares in Subsidiary and Associate	0	0
Interest Income	0	0
Dividend Income	0	0
Net Cash Used in Investing Activities	-4,72,156	-4,52,662
C. CASH FLOW FROM FINANCING ACTIVITIES		
Proceeds/Repayment of Long-Term Borrowings (Net)	0	0
Proceeds/(Repayment) of Short-term Borrowings (Including current maturities of long term debt) (Net)	0	0
Payment of Lease Liability	0	0
Finance Cost Paid	0	0
Interest Paid	0	0
Dividends Paid	0	0
Net Cash From/ (Used in) Financing Activities	0	0
NET INCREASE IN CASH AND CASH EQUIVALENTS (A+B+C)		
	-4,30,999	4,35,014
Cash and Cash Equivalents at the beginning of the year	477000	41,986
Cash and Cash Equivalents at the end of the year	46001	4,77,000
FOR BGS & ASSOCIATES Chartered Accountants. Firm Regn. No. 0013021S		For and on behalf of the Board of Directors Netripples Software Limited
 B. GOVARDHAI Proprietor Membership No. : 224311		 Mazhar Pasha Managing Director DIN: 00719970
		 Sameer Sohrab Director DIN: 02423411
PLACE : Hyderabad Date : 05.05.2026		

NETRIPPLES SOFTWARE LIMITED

CIN - L72200TG1993PLC015760

netripples

3.0 PROFIT AND LOSS ACCOUNT As on 31 March 2026

Particulars	Note No.	For the Year ended 31 March 2026	For the Year ended 31 March 2025
I. Revenue from Operations	15	7,17,64,619	6,26,96,200
II. Other income		0	0
III. Total Income (I + II)		7,17,64,619	6,26,96,200
IV. Expenses			
(a) Cost of materials consumed			0
(b) Purchases of stock-in-trade			0
(c) Changes in inventories of finished goods, work-in-progress and stock-in-trade	16	-59,51,248	-57,33,379
(d) Employee benefits expense	17	13,13,648	12,65,557
(e) Finance costs		0	826
(f) Depreciation and amortisation expense	10	4,38,810	4,45,363
(g) Other expenses		7,56,66,198	
Total Expenses	18	7,14,67,408	6,24,62,110
(a) Exceptional Items			0
(b) Extraordinary Items			0
V. Profit/(Loss) before tax (III - IV)		2,97,211	2,34,090
VI. Tax expense			
(a) Current tax	8	25,000	24,000
VII. Profit/(Loss) for the year (V - VI)		2,72,211	2,10,090
VIII. Other Comprehensive Income		0	
(a) Items that will not be reclassified to profit or loss		0	0
(b) Items that will be reclassified to profit or loss		0	0
IX. Total Comprehensive Income for the year (VII + VIII)		2,72,211	2,10,090
E. Total Equity		9,94,30,555	9,91,58,344
F. Equity share capital		6,81,69,000	6,81,69,000
G. Other equity (Reserves & Surplus)		3,09,89,344	3,07,79,254
H. Total Comprehensive Income for the period		2,72,211	2,10,090
I. Earnings per share (Basic and diluted)			
- Basic		0.04	0.03
- Diluted		0.04	0.03

In terms of our report attached.

FOR BGS & ASSOCIATES
Chartered Accountants.

Firm Regn. No. 00130216


B. GOVARDHAN
Proprietor

Membership No. : 224317


PLACE : Hyderabad

Date : 5th May 2026

For and on behalf of the Board of Directors
Netripples Software Limited


Mazhar Pasha
Managing Director

DIN: 00719970


Sameer Sohrab
Director

DIN: 02423411

NETRIPPLES SOFTWARE LIMITED**netripples**

CIN - L72200TG1993PLC015760

3.0 PROFIT AND LOSS ACCOUNT (WITHOUT EBITDA) As on 31 March 2026

(Statement of Profit and Loss without stating EBITDA)

Particulars		Note No.	For the Year ended 31 March 2026	For the Year ended 31 March 2025
A	CONTINUING OPERATIONS			
1	Revenue from operations (gross)			
	Exports	15.0	7,17,64,619	6,26,96,200
	Indigenous			
	Less: Excise duty			
	Revenue from operations (net)			
2	Other income			
3	Total revenue (1+2)		7,17,64,619	6,26,96,200
4	Expenses			
	(c) Changes in inventories of finished goods, work-in-progress and stock-in-trade	16.0	-59,51,248	-57,33,379
	(d) Employee benefits expense	17.0	13,13,648	12,65,557
	(e) Finance costs		-	826
	(f) Depreciation and amortisation expense	10.0	4,38,810	4,45,363
	(g) Other expenses	18.0	7,56,66,198	6,64,83,743
	Total expenses		7,14,67,408	6,24,62,110
5	Profit / (Loss) before product Upgrade /Exceptional items and tax (3 - 4)		2,97,211	2,34,090
6	Product Compatibility Upgrades /Exceptional items (To be computed)			
7	Profit / (Loss) before extraordinary items and tax (5 ± 6)		2,97,211	2,34,090
8	Extraordinary items (under evaluation)			
9	Profit / (Loss) before tax (7 ± 8)		2,97,211	2,34,090
10	Tax expense:			
	(a) Current tax expense for current year	8.0	25,000	24,000
	(b) (Less): MAT credit (where applicable)			
	(c) Current tax expense relating to prior years			
	(d) Net current tax expense		25,000	24,000
	(e) Deferred tax			
11	Profit / (Loss) from continuing operations (9 ± 10)		2,72,211	2,10,090
B	DISCONTINUING OPERATIONS			
13	Profit / (Loss) from discontinuing operations (12.i ± 12.ii ± 12.iii)			
C	TOTAL OPERATIONS			
14	Profit / (Loss) for the year (11 ± 13)		2,72,211	2,10,090

In terms of our report attached.

FOR BGS & ASSOCIATES

Chartered Accountants.

Firm Regn. No. 00130015



 B. GOVARDHAN S.L.
 Proprietor

Membership No. : 224317

For and on behalf of the Board of Directors

Netripples Software Limited



 Mazhar Pasha
 Managing Director
 DIN: 00719970


 Sameer Sohrab
 Director
 DIN: 02423411

PLACE : Hyderabad


Date : 5th May 2026

NETRIPPLES SOFTWARE LIMITED				
CIN - L72200TG1993PLC015760		netripples		
4.0 PROFIT AND LOSS ACCOUNT (WITH EBITDA) As on 31 March 2026				
(Statement of Profit and Loss stating EBITDA)				
	Particulars	Note No.	For the Year ended 31 March 2026	For the Year ended 31 March 2025
A	CONTINUING OPERATIONS			
1	Revenue from operations (gross)	15.0	7,17,64,619	6,26,96,200
	Domestic Income			
	Revenue from operations (net)		7,17,64,619	6,26,96,200
2	Expenses			
	(c) Changes in inventories of finished goods, work-in-progress and stock-in-trade	16.0	(59,51,248)	(57,33,379)
	(d) Employee benefits expense	17.0	13,13,648	12,65,557
	(e) Other expenses	18.0	7,56,66,198	6,64,83,743
	Total		7,10,28,598	6,20,15,921
3	Earnings before exceptional items, extraordinary		2,97,211	2,34,090
4	Finance costs			
5	Depreciation and amortization expense	10.0	4,38,810	4,45,363
6	Other income			
7	Profit / (Loss) before exceptional and extraordinary items, Depreciation and tax (3 ± 4 ± 5 ± 6)		7,36,021	6,79,453
8	Exceptional items			
9	Profit / (Loss) before extraordinary items, Depreciation and tax (7 ± 8)		7,36,021	6,79,453
10	Extraordinary items			
11	Profit / (Loss) before tax (9 ± 10)		7,36,021	6,79,453
12	Tax expense:			
	(a) Current tax expense for current year	8.0		
	(b) (Less): MAT credit (where applicable)			
	(c) Current tax expense relating to prior years			
	(d) Net current tax expense		-	-
	(e) Deferred tax			
			-	-
13	Profit / (Loss) from continuing operations before Depreciation and Tax(11 ± 12)		7,36,021	6,79,453
B	DISCONTINUING OPERATIONS			
14.i	Profit / (Loss) from discontinuing operations			
14.ii	Gain / (Loss) on disposal of assets / settlement			
14.iii	Add / (Less): Tax expense of discontinuing operations			
	(a) on ordinary activities attributable to the discontinuing operations			
	(b) on gain / (loss) on disposal of assets / settlement of liabilities			
15	Profit / (Loss) from discontinuing operations (14.i ± 14.ii ± 14.iii)			
C	TOTAL OPERATIONS		7,36,021	6,79,453
16	Profit / (Loss) for the year before Depreciation and Tax(13 ± 15)		7,36,021	6,79,453

In terms of our report attached.

FOR BGS & ASSOCIATES

Chartered Accountants





 Proprietor
 Membership No. _____


PLACE : Hyderabad

Date : 5th May 2026

For and on behalf of the Board of Directors

Netripples Software Limited



 Mazhar Pasha
 Managing Director
 DIN: 00719970


 Sameer Sohrab
 Director
 DIN: 02423411

NETRIPPLES SOFTWARE LIMITED

CIN - L72200TG1993PLC015760

Notes forming part of the financial statements Financial Year As on 31 March 2026





5.0 Share capital

netripples

Particulars	As on 31 March 2026		As on 31 March 2025	
	No of Shares	Amount	No of Shares	Amount
(a) Authorised Equity shares of Rs.10 each with voting rights	78,60,000	7,86,00,000	78,60,000	7,86,00,000
(b) Issued # Equity shares of Rs.10 each with voting rights	68,16,900	6,81,69,000	68,16,900	6,81,69,000
Equity shares of ` 10/- each with differential voting rights	-	-	-	-
(c) Subscribed and fully paid up Equity shares of Rs.10 each with voting rights	68,16,900	6,81,69,000	68,16,900	6,81,69,000
Total	68,16,900	6,81,69,000	68,16,900	6,81,69,000





NETRIPPLES SOFTWARE LIMITED		netripples	
CIN - L72200TG1993PLC015760			
Notes forming part of the financial statements Financial Year As on 31 March 2026			
6.0 Reserves and surplus			
	Closing balance	For the year ended 31 March 2026	For the year ended 31 March 2025
(g) General reserve			
Opening balance		3,09,89,344	3,07,79,254
Add: Transferred from surplus in Statement of Profit and		2,72,211	2,10,090
Less: Utilized / transferred during the year for:			
Issuing bonus shares			
Others (give details)			
Closing balance		3,12,61,555	3,09,89,344
   			

NETRIPPLES SOFTWARE LIMITED**netripples****CIN - L72200TG1993PLC015760**Notes forming part of the financial statements Financial Years on 31 March
2026

7.0 Trade payables *

Particulars	As at 31 March 2026	As at 31 March 2025
Trade payables: Acceptances	4,98,750	4,75,000
Other than Acceptances		
Total	4,98,750	4,75,000

* Trade payables are dues in respect of goods purchased or services received (including from employees, professionals and others under contract) in the normal course of business.



NETRIPPLES SOFTWARE LIMITED


netripples

CIN - L72200TG1993PLC015760

Notes forming part of the financial statements
Financial Year As on 31 March 2025

8.0 Short-term provisions

Particulars	For the year ended 31 March, 2026	For the year ended 31 March, 2025
(b) Provision - Others:		
(i) Provision for tax - Current Year	25,000.00	24,000
(ii) Provisions for taxes up to last year		
Total	25,000.00	24,000







NETRIPPLES SOFTWARE LIMITED										netripples	
CIN - L72200TG1993PLC015760											
Notes forming part of the financial statements As on 31 March 2026											
9.0 Property, Plant and Equipment											
On WDV Basis Description of the	Rate	Gross Carrying Amount				Depreciation Block				Net Carrying Amount	
		As on 01.04.25	Additions during the year	Disposals during the year	As on 31.03.2026	As on 01.04.25	For the year 2026	Eliminated on Disposal	As on 31.03.2026	As on 31.03.2026	As on 31.03.2025
		Rs.	Rs.	Rs.	Rs.	Rs.	Rs.	Rs.	Rs.	Rs.	Rs.
PLANT & MACHIN	31.23%	1,57,72,431	3,69,528	2,43,381	1,58,98,579	1,52,48,418	2,03,045	2,00,865	1,52,50,598	6,47,980	5,24,013
Furniture & Fixture	25.89%	61,37,216	3,54,830	3,01,123	61,90,923	58,42,428	90,226	91,436	58,41,217	3,49,706	2,94,788
Electrical Installati	25.89%	45,25,256	-	-	45,25,256	43,54,329	44,253	-	43,98,582	1,26,674	1,70,927
Vehicles	31.23%	22,59,860	-	-	22,59,860	20,64,152	61,120	-	21,25,272	1,34,588	1,95,708
Office Equipments	45.07%	42,92,485	-	-	42,92,485	42,03,367	40,166	-	42,43,533	48,953	89,119
TOTAL		3,29,87,249	7,24,358	5,44,503	3,31,67,104	3,17,12,694	4,38,810	2,92,301	3,18,59,203	13,07,901	12,74,555



Notes forming part of the financial statements Financial Year As on 31 March 2026

10.0 Depreciation

C. Depreciation and amortization relating to continuing operations:			
	Particulars	For the year	For the year
		ended 31 March 2026	ended 31 March 2025
	Depreciation and amortization for the year on tangible assets as per Note	4,38,810	4,45,363
	Depreciation and amortization for the year on intangible assets as per Note		
	Less: Utilized from revaluation reserve		
	Depreciation and amortization relating to discontinuing operations		
	Depreciation and amortization relating to continuing operations	4,38,810	4,45,363

Notes:

(I) Details of amounts written off on reduction of capital or revaluation of assets or sums added to assets on revaluation during the preceding 5 years:



NETRIPPLES SOFTWARE LIMITED

CIN - L72200TG1993PLC015760

Notes forming part of the financial statements
Financial Year As on 31 March 2026**11.0 Inventories**

(At lower of cost or net realizable value)

	Particulars	For the year ended 31 March, 2026	For the year ended 31 March, 2025
	(b) Work-in-progress @ (Refer Note below) Goods-in-transit	1,85,32,308	1,83,48,819
		1,85,32,308	1,83,48,819
	(c) Finished goods (other than those	7,93,97,316	7,90,26,605
		7,93,97,316	7,90,26,605
	Total Inventories	9,79,29,623	9,73,75,425





NETRIPPLES SOFTWARE LIMITED**netripples**





CIN - L72200TG1993PLC015760

Notes forming part of the financial statements Financial Year As on 31 March 2026

Particulars	For the year ended 31 March, 2026	For the year ended 31 March, 2025
12.0 Trade receivables		
Other Trade receivables		
Secured, considered good	19,47,000	18,76,183
Doubtful		
Less: Provision for doubtful trade		
Total	19,47,000	18,76,183



NETRIPPLES SOFTWARE LIMITED		netripples	
CIN - L72200TG1993PLC015760			
Notes forming part of the financial statements Financial Year As on 31 March 2026			
13.0 Cash and cash equivalents			
	Particulars	For the year ended 31 March, 2026	For the year ended 31 March, 2025
	(a) Cash on hand	28,060	25,000
	(b) Cheques, drafts on hand		
	(c) Balances with banks		
	(i) In current accounts	17,941	4,52,000
	(ii) In EEFC accounts		
	(iii) In deposit accounts (Refer Note (i) below)		
	(d) Others (specify nature)		
	Total	46,001	4,77,000
	Of the above, the balances that meet the definition of Cash and cash equivalents as per AS 3 <i>Cash Flow Statements</i> is		
 			

NETRIPPLES SOFTWARE LIMITED		netripples	
CIN - L72200TG1993PLC015760			
Notes forming part of the financial statements Financial Years on 31 March 2026			
14.0 Other Current Assets *			
16	Particulars	As at 31 March 2026	As at 31 March 2025
16.1	GST refund claim for FY 2017-18	13,931	13,931
16.2	GST refund claim for FY 2018-19	5,66,720	5,66,720
16.8	GST credits as on 31 March 2025	4,34,595	4,34,595
16.9	GST Credits as on 31 March 2026	5,04,192	
	Total	10,84,843	10,15,246
*Current Assets are dues in respect of receivables from Statutory Organizations like GST, Income Tax, other Govt Agencies or Private agencies where an amount as on 31st March of that financial year is accumulated and shown here.			
   			

NETRIPPLES SOFTWARE LIMITED

netripples

CIN - L72200TG1993PLC015760

Notes forming part of the financial statements Financial Years on 31 March 2026



15.0 Revenue from operations






	Particulars	As on 31 March 2026	As on 31 March 2025
(a)	Sale of products @ (Refer Note (I) below)		
	Exports	7,17,64,619	6,26,96,200
	Domestic Sales	0	0
(b)	Sale of services @ (Refer Note (ii) below)		
(c)	Other operating revenues # (Refer Note (iii) below)	7,17,64,619	6,26,96,200
(d)	<u>Less:</u> duties		
	Total	7,17,64,619	6,26,96,200







	NETRIPPLES SOFTWARE LIMITED		netripples
	CIN - L72200TG1993PLC015760		
	Notes forming part of the financial statements Financial Year As on 31 March 2026		
	16.0 Changes in inventories of finished goods, work-in-progress and stock-in-trade @		
Ref. No.	Particulars	As on 31 March, 2026	As on 31 March, 2025
	<u>Inventories at the end of the year:</u>		
	Finished goods	7,93,97,316	7,90,26,605
	Work-in-progress	1,85,32,308	1,83,48,819
	Stock-in-trade		
		10,10,75,691	9,73,75,425
	<u>Inventories at the beginning of the year:</u>		
	Finished goods	7,90,26,605	7,89,58,480
	Work-in-progress	1,83,48,819	1,79,89,039
		10,06,31,524	9,69,47,518
	Reduce Stock-in-trade/Milestone Under Acceptance	55,07,081	53,05,473
	Net (increase) / decrease	-59,51,248	-57,33,379
 			

NETRIPPLES SOFTWARE LIMITED CIN - L72200TG1993PLC015760			
Notes forming part of the financial statements Financial Year As on 31 March 2025			
17.0 Employee benefits expense			
	Particulars	As on 31st March 2026	As on 31st March 2025
	Salaries and wages #		
	Contributions to provident and other funds (Refer Note 30.4) @	11,62,745	11,20,178
	Staff welfare expenses **	1,50,903	1,45,379
	Total	13,13,648	12,65,557
<div style="display: flex; justify-content: space-around; align-items: center;"> <div style="text-align: center;">   </div> <div style="text-align: center;">   </div> </div>			

NETRIPPLES SOFTWARE LIMITED
CIN - L72200TG1993PLC015760

netripples

18.0 OTHER EXPENSES

Notes forming part of the financial statements Financial
Year As on 31 March 2026

Particulars	For the year ended 31 March, 2026	For the year ended 31 March, 2025
Travelling and conveyance *	1,30,921	1,26,128
Communication *	72,070	69,432
Computer Peripherals and Consumables	96,282	92,757
Insurance A/c	68,882	66,360
Rates and Taxes	1,25,517	1,20,922
Onsite Project Infrastructure Services	1,96,40,455	2,08,71,610
Printing & Stationary and Books	1,00,997	97,300
Power and Fuel	1,19,981	1,15,588
Onsite Project Operating Software Tools and SW Services	1,59,02,106	1,38,65,778
Business Promotions	6,19,686	5,97,000
Repairs and maintenance - Others *	1,60,888	1,54,998
Office Maintenance	2,46,157	2,37,145
General Expenses	1,62,162	1,56,225
Onsite Project Miscellaneous Expenses	1,12,97,238	76,52,871
Directors Sitting Fee	41,520	40,000
Onsite Third party SW Integration & Config Services	1,20,26,679	1,00,86,822
R & T ,Legal and Professional Charges	35,194	33,906
Subscriptions & Seminars Membership Fees	1,67,817	1,61,673
Vehicle Maintenance	1,74,806	1,68,407
Onsite Medical Equipment & Device Integration Expenses	1,44,16,841	1,17,08,821
Auditors Remuneration	60,000	60,000
Total	7,56,66,198	6,64,83,743







NETRIPPLES SOFTWARE LIMITED		netripples
CIN - L72200TG1993PLC015760		
19.0 Revenue Segment Information as on 31.03.2026		

Ref. No.	Note	For the year ended 31 March 2026				Particulars			
		Particulars	Single Segment	Eliminations	Total	Segment information			
			Application Software and Services			There is Single Segment of Application Software and Services			
						For the year ended 31 March 2025			
						Particulars	Single Segment	Eliminations	Total
							Application Software and Services		
		Revenue	7,17,64,619	-	7,17,64,619	Revenue	6,26,96,200	-	6,26,96,200

[Signature]


[Signature]


NETRIPPLES SOFTWARE LIMITED
CIN - L72200TG1993PLC015760

netripples

Notes forming part of the financial statements Financial Year As on 31.03.2026

20.0 Earnings Per Share

Note	Particulars	For the year ended on 31 March 2026	For the year ended on 31 March 2025
	Earnings per share		
	<u>Basic</u>		
	<u>Continuing operations</u>		
	Net profit / (loss) for the year from continuing operations	2,72,211	2,10,090
	Less: Preference dividend and tax thereon	-	-
	Net profit / (loss) for the year from continuing operations attributable to	2,72,211	2,10,090
	Weighted average number of equity shares	68,16,900	68,16,900
	Par value per share	10	10
	Earnings per share from continuing operations - Basic	0.0399	0.0308
	<u>Total operations</u>	-	-
	Net profit / (loss) for the year	2,72,211	2,10,090
	Less: Preference dividend and tax thereon	-	-
	Net profit / (loss) for the year attributable to the equity shareholders	2,72,211	2,10,090
	Weighted average number of equity shares	68,16,900	68,16,900
	Par value per share	10	10
	Earnings per share - Basic	0.0399	0.0308
	<u>Continuing operations</u>	-	0
	Net profit / (loss) for the year from continuing operations	2,72,211	2,10,090
	Net profit / (loss) for the year from continuing operations attributable to	2,72,211	2,10,090
	Weighted average number of equity shares	68,16,900	68,16,900
	Par value per share	10	10
	Earnings per share from continuing operations, excluding extraordinary	0.0399	0.0308
	<u>Total operations</u>	-	-
	Net profit / (loss) for the year	2,72,211	2,10,090
	Net profit / (loss) for the year attributable to the equity shareholders,	2,72,211	2,10,090
	Weighted average number of equity shares	68,16,900	68,16,900
	Par value per share	10	10
	Earnings per share, excluding extraordinary items - Basic	0.0399	0.0308


B. Srinivas
Chartered Accountant
Hyderabad


H. J. Srinivas
NETRIPPLES SOFTWARE LTD.
Hyderabad

NETRIPPLES SOFTWARE LIMITED CIN - L72200TG1993PLC015760					netripples
Notes forming part of the financial statements Financial Year 2025-26					
21.0 Deferred Tax Liabilities					
Ref. No.	Note	Particulars	As on 31st March 2026	As on 31st March 2025	
		Deferred tax (liability) / asset			
		<u>Tax effect of items constituting deferred tax liability</u>			
		On difference between book balance and tax balance of			
		On expenditure deferred in the books but allowable for tax	23,61,065	23,61,065	
		On items included in Reserves and surplus pending			
		Others			
		Tax effect of items constituting deferred tax liability	23,61,065	23,61,065	
		Net deferred tax (liability) / asset	23,61,065	23,61,065	
		The Company has recognized deferred tax asset on unabsorbed depreciation to the extent of the corresponding deferred tax liability on the difference between the book balance and the written down value of fixed assets under Income Tax (or) The Company has recognized deferred tax asset on unabsorbed depreciation and brought forward business losses based on the Management's estimates of future profits considering the non-cancellable customer orders received by the Company.			
		The net deferred tax liability / asset should always be classified as non-current and disclosed on the face of the Balance Sheet.			
