

May 20, 2026

To,
The Listing Compliance Department
BSE Limited
P. J. Towers, Dalal Street, Fort,
Mumbai – 400 001
Scrip Code – 522295

The Listing Compliance Department,
National Stock Exchange of India Limited,
Exchange Plaza, C-1, Block G,
Bandra-Kurla Complex, Bandra (E),
Mumbai – 400 051
Symbol – CONTROLPR

Sub: Outcome of Board Meeting

Dear Sir/Madam,

Pursuant to Regulations 30 and 33 of the SEBI (Listing Obligations and Disclosure Requirements) Regulations, 2015, we wish to inform you that the Board of Directors of the Company, at their meeting held today, i.e. May 20, 2026, has, *inter alia*, approved the Audited Financial Results (Standalone and Consolidated) for the quarter and financial year ended March 31, 2026, along with the Audit Reports issued by the Statutory Auditors of the Company, M/s Jhawar Mantri & Associates, Chartered Accountants, with an unmodified opinion thereon. A copy of the said Financial Results along with the Audit Reports is enclosed herewith.

Further, the Board has recommended a final dividend of Rs. 6/- per equity shares (60% of face value of Rs. 10/- each) for the financial year ended March 31, 2026, subject to approval of Members and will be paid after the date of the ensuing Annual General Meeting.

The meeting of the Board of Directors commenced at 12:45 P.M. and concluded at 02:35 P.M.

Kindly take the same on your record.

Thanking you,
For **Control Print Limited**



Murli Manohar Thanvi
Company Secretary & Compliance
Officer

Encl.: As stated

CONTROL PRINT LIMITED
(CIN: L22219MH1991PLC059800)



Regd. Off: C-106, Hind Saurashtra Industrial Estate, Andheri-Kurla Road, Marol Naka, Andheri (East), Mumbai – 400 059.

Ph.No.: 022-28599065, 66938900

Website: www.controlprint.com

Email: companysecretary@controlprint.com

STATEMENT OF STANDALONE AUDITED FINANCIAL RESULTS FOR THE QUARTER AND YEAR ENDED MARCH 31, 2026

(Rs. In Lakhs Except EPS)

Sr No.	Particulars	Quarter Ended			Year Ended	
		31.03.2026 (Audited)	31.12.2025 (Unaudited)	31.03.2025 (Audited)	31.03.2026 (Audited)	31.03.2025 (Audited)
1	Income					
	I. Revenue from operations	13415.51	10932.17	11003.38	44594.94	38530.13
	II. Other income	215.49	168.23	165.68	732.20	648.17
	III. Foreign exchange fluctuation	179.24	114.62	317.79	673.49	325.66
	Total Income	13810.24	11215.02	11486.85	46000.63	39503.96
2	Expenses					
	I. Cost of Material consumed	4005.91	4486.31	4225.35	14640.95	12960.84
	II. Purchase of stock-in-trade	1231.94	1138.46	730.73	4800.87	3062.96
	III. Changes in Inventories of finished goods, work-in-progress and stock-in-trade	65.28	(1042.93)	(152.76)	(1164.78)	33.61
	IV. Manufacturing & Operating Costs	437.46	180.51	302.81	1175.18	981.31
	V. Employee benefits expense	2778.09	2077.92	1598.79	8395.54	6879.21
	VI. Finance costs	165.37	48.39	75.27	334.44	332.39
	VII. Depreciation and amortization expense	404.49	394.09	350.76	1556.01	1403.51
	VIII. Other expenses	1507.51	1575.30	1585.33	5740.28	5243.61
	Total Expenses	10596.05	8858.05	8716.28	35478.49	30897.44
3	Profit before Exceptional Items & Tax(1 - 2)	3214.19	2356.97	2770.56	10522.14	8606.52
4	Exceptional Items	(0.01)	-	(0.01)	(406.39)	(0.07)
5	Profit/(Loss) before taxation (3 - 4)	3214.20	2356.97	2770.57	10928.53	8606.59
6	Tax Expense :					
	I. Current Tax	537.93	463.00	459.36	2006.11	1563.36
	II. Deferred Tax	369.91	284.83	(4999.23)	890.43	(4921.49)
	III. Tax Adjustments for earlier years	0.00	0.74	1.32	0.96	1.32
	Total Tax Expense	907.84	748.57	(4538.55)	2897.50	(3356.81)
7	Profit for the period from continuing operations (5 - 6)	2306.36	1608.40	7309.12	8031.03	11963.39
8	Other Comprehensive Income					
	A. Items that will not be reclassified to profit or loss					
	A(I). Remeasurements of net defined benefits plans	(37.16)	-	3.65	(37.16)	3.65
	A(II). Equity Instruments through OCI	(1175.57)	446.22	(206.68)	643.36	(624.09)
	(III) Income tax relating above items	-	-	(0.64)	6.50	(0.64)
	Total Other Comprehensive Income	(1,212.73)	446.22	(203.67)	612.70	(621.08)
9	Total Comprehensive Income for the period(7 + 8)	1093.63	2054.62	7105.45	8643.73	11342.31
10	Paid up Equity share capital (Face value Rs. 10/-per share)	1599.42	1599.42	1599.42	1599.42	1599.42
11	Earnings per equity share of (Rs.) 10 each :					
	Basic (Rs.) *	14.42	10.06	45.70	50.21	74.80
	Diluted (Rs.) *	14.42	10.06	45.70	50.21	74.80

*Not Annualised excluding Year End



CONTROL PRINT LIMITED
STANDALONE BALANCE SHEET AS AT MARCH 31, 2026
₹ in Lakhs

Particulars	31-Mar-26	31-Mar-25
I. ASSETS		
1. Non-Current Assets		
(a) Property, Plant and Equipment	13,513.98	12,395.40
(b) Capital Work-in-Progress	297.18	728.52
(c) Goodwill	-	-
(d) Other Intangible Assets	272.68	54.89
(e) Intangible Assets under Development	2.00	235.33
(f) Financial Assets		
(i) Investments	4,520.39	4,731.60
(ii) Loans	6,583.15	3,892.10
(iii) Other Non-Current Financial Assets	104.60	110.14
(g) Deferred Tax Assets - Net	3,322.41	4,171.46
(h) Other Non-Current Assets	50.05	45.91
	28,666.44	26,365.34
2. Current Assets		
(a) Inventories	10,166.67	8,569.36
(b) Financial Assets		
(i) Investments	4,048.13	4,623.64
(ii) Trade Receivables	11,457.22	8,812.54
(iii) Cash and Cash Equivalents	1,072.60	563.53
(iv) Bank Balances other than Cash And Cash Equivalents	585.08	502.86
(v) Current Loans	61.65	45.49
(vi) Other Current Financial Assets	1,082.11	593.97
(c) Current Tax Assets (Net)	-	-
(d) Other Current Assets	4,681.95	2,137.79
	33,155.41	25,849.18
TOTAL ASSETS	61,821.85	52,214.52
II. EQUITY AND LIABILITIES		
EQUITY		
(a) Equity Share Capital	1,599.42	1,599.42
(b) Other Equity	49,370.83	42,294.84
	50,970.25	43,894.26
LIABILITIES		
1 Non-Current Liabilities		
(a) Financial Liabilities		
(i) Borrowings	-	-
(ia) Lease Liabilities	403.42	528.40
(b) Provisions	1,260.68	906.00
(c) Deferred Tax Liabilities (Net)	-	-
(d) Other Non Current Liabilities	38.05	48.62
2. Current Liabilities		
(a) Financial Liabilities		
(i) Borrowings	-	-
(ia) Lease Liabilities	136.70	133.41
(ii) Trade Payables		
(a) Total Outstanding Dues of Micro & Small Enterprises	376.31	198.31
(b) Total Outstanding Dues of Creditors other than Micro & Small Enterprises	2,824.43	2,290.64
(iii) Other Financial Liabilities	3,794.97	2,486.75
(b) Other Current Liabilities	1,139.92	1,013.49
(c) Provisions	738.66	666.29
(d) Current Tax Liabilities (Net)	138.46	48.35
	10,851.60	8,320.26
TOTAL EQUITY AND LIABILITIES	61,821.85	52,214.52




STANDALONE CASH FLOW STATEMENT FOR THE YEAR ENDED MARCH 31, 2026



PARTICULARS	Year Ended 31st Mar 2026	Year Ended 31st Mar 2025
A. CASH FLOW FROM OPERATING ACTIVITIES:		
Net Profit before tax as per Statement of Profit and Loss	10,928.53	8,606.59
Adjusted for :		
Other Comprehensive Income	(37.16)	3.65
Depreciation and Amortisation (Net)	1,556.01	1,403.51
Profit/Loss of Sale of Property, Plant and Equipments (Net)	1.33	27.37
Net Gain on sale / Fair Valuation of Investments through Profit & Loss	(7.36)	(0.07)
Provision for Warranties	15.56	21.92
Finance Costs	334.44	332.39
Dividend Income	(109.10)	(178.47)
Interest Income	(606.36)	(442.09)
Corporate Social Responsibility Expenses	153.40	126.25
Foreign Exchange Fluctuation	(673.49)	(325.66)
Transfer from/to Exchange Fluctuation Translation Reserve	(9.61)	(12.07)
Operating Profit before Working Capital Changes	11,546.19	9,563.32
Adjustment for changes in :		
(Increase)/Decrease in Trade Receivables	(2,644.68)	(947.88)
(Increase)/Decrease in Inventories	(1,597.31)	(74.42)
(Increase)/Decrease in Other Current Assets	(1,572.29)	(239.67)
(Increase)/Decrease in Other Non Current Assets	(11.47)	-
(Increase)/Decrease in Other Financial Assets, Current	(586.52)	71.23
(Increase)/Decrease in Other Financial Assets, Non Current	(6.67)	(4.06)
Increase/(Decrease) in Trade Payables	711.79	(258.65)
Increase/(Decrease) in Other Current Liabilities	126.43	219.35
Increase/(Decrease) in Other Non Current Liabilities	(10.57)	(10.57)
Increase/(Decrease) in Other Financial Liabilities, Current	1,308.22	82.20
Increase/(Decrease) in Current Provision	56.81	(23.69)
Increase/(Decrease) in Non Current Provision	354.68	103.27
Cash Generated from Operations	7,674.61	8,480.43
Corporate Social Responsibility Expenses	(153.40)	(126.25)
Income Tax Paid	(1,888.72)	(2,040.28)
Net Cash from Operating Activities (Total – A)	5,632.49	6,313.90
B. CASH FLOW FROM INVESTING ACTIVITIES:		
(Purchase)/Sale of Fixed Assets (Net) excluding Lease Assets	(2,215.14)	(2,275.88)
(Purchase) of Investments	(13,927.81)	(12,599.20)
Sales of Investments	15,154.24	11,292.43
Loan to Subsidiary	(2,678.84)	(1,522.21)
Capital Advances/ Pre operative expenses	(964.54)	43.85
Foreign Exchange Fluctuation	462.94	115.38
Interest received	606.36	442.09
Dividend received	109.10	178.47
Capital Subsidy on Investment	399.03	-
Net Cash (Used in) Investing Activities (Total – B)	(3,054.66)	(4,325.07)
C. CASH FLOW IN FINANCING ACTIVITIES:		
Dividend Paid	(1,599.42)	(1,439.48)
Finance Costs	(266.47)	(253.98)
Lease Rent Payment	(203.55)	(200.74)
Net Cash (Used in)/ from Financing Activities (Total – C)	(2,069.44)	(1,894.20)
Net Increase/Decrease in Cash and Cash Equivalents (A+B+C)	508.39	94.63
Cash and Cash Equivalents as at the the beginning of the year	564.20	469.57
Cash and Cash Equivalents as at Close of the year of the year (Refer note)	1,072.60	564.20

Notes:

1 The Cash flow statement has been prepared under the Indirect method, as set out in the Indian Accounting Standard (Ind AS 7) Statement of Cash Flow

2. Cash and Cash Equivalents Comprise of :

Cash and Cash Equivalents
Investment in Liquid Funds

1,072.60	563.53
-	0.67
1,072.60	564.20



CONTROL PRINT LIMITED
(CIN: L22219MH1991PLC059800)



Regd. Off: C-106, Hind Saurashtra Industrial Estate, Andheri-Kurla Road, Marol Naka, Andheri (East), Mumbai – 400 059.

Ph.No.: 022-28599065, 66938900

Website: www.controlprint.com

Email: companysecretary@controlprint.com

STATEMENT OF CONSOLIDATED AUDITED FINANCIAL RESULTS FOR THE QUARTER AND YEAR ENDED MARCH 31, 2026

(Rs. In Lakhs Except EPS)

Sr No.	Particulars	Quarter Ended			Year Ended	
		31.03.2026 (Audited)	31.12.2025 (Unaudited)	31.03.2025 (Audited)	31.03.2026 (Audited)	31.03.2025 (Audited)
1	Income					
	I. Revenue from operations	13986.99	11883.99	12206.97	48195.58	42502.72
	II. Other income	48.82	32.41	15.24	184.70	313.57
	III. Foreign exchange fluctuation	25.69	(13.45)	357.14	36.38	325.66
	Total Income	14061.50	11902.95	12579.35	48416.66	43141.95
2	Expenses					
	I. Cost of Material consumed	4314.22	4862.41	4713.68	16438.49	15159.11
	II. Purchase of stock-in-trade	1068.10	1215.75	532.63	4173.46	2344.35
	III. Changes in Inventories of finished goods, work-in-progress and stock-in-trade	38.72	(1046.02)	206.62	(1207.39)	369.13
	IV. Manufacturing & Operating Costs	449.06	190.70	319.45	1216.39	1009.66
	V. Employee benefits expense	3470.83	2784.80	2110.73	10984.17	8729.87
	VI. Finance costs	175.94	55.63	74.08	354.01	352.29
	VII. Depreciation and amortization expense	483.24	471.48	381.05	1860.27	1645.07
	VIII. Other expenses	2018.26	2093.63	2113.33	7729.73	6881.42
	Total Expenses	12018.37	10628.38	10451.57	41549.13	36490.90
3	Profit before Exceptional Items & Tax(1 - 2)	2043.13	1274.57	2127.78	6867.53	6651.05
4	Exceptional Items	(0.01)	-	(0.01)	(406.39)	(0.07)
5	Profit/(Loss) before taxation (3 - 4)	2043.14	1274.57	2127.79	7273.92	6651.12
6	Tax Expense :					
	I. Current Tax	554.03	463.00	459.36	2022.21	1563.36
	II. Deferred Tax	369.98	284.82	(4999.11)	890.43	(4921.31)
	III. Tax Adjustments for earlier years	0.19	0.74	3.83	1.15	3.83
	Total Tax Expense	924.20	748.56	(4535.92)	2913.79	(3354.12)
7	Profit for the period from continuing operations (5 - 6)	1118.94	526.01	6663.71	4360.13	10005.24
8	Other Comprehensive Income					
	A. Items that will not be reclassified to profit or loss					
	A(I). Remeasurements of net defined benefits plans	(37.16)	-	3.65	(37.16)	3.65
	A(II). Equity Instruments through OCI	(1175.57)	446.22	(206.68)	643.36	(624.09)
	A(III) Exchange Difference on translation of foreign operations	361.88	(1,133.38)	(60.78)	115.86	(60.78)
	(IV) Income tax relating above items	6.50	-	(0.64)	6.50	(0.64)
	Total Other Comprehensive Income	(844.35)	(687.16)	(264.45)	728.56	(681.86)
9	Total Comprehensive Income for the period(7 + 8)	274.59	(161.15)	6399.26	5088.69	9323.38
10	Total Comprehensive Income/(loss) attributable to :					
	- Owners	327.21	(77.52)	6425.45	5213.63	9404.02
	- Non-controlling Interest	(52.62)	(83.62)	(26.20)	(124.94)	(80.64)
		274.59	(161.15)	6399.25	5088.69	9323.38
10	Paid up Equity share capital (Face value Rs. 10/-per share)	1599.42	1599.42	1599.42	1599.42	1599.42
11	Earnings per equity share of (Rs.) 10 each :					
	Basic (Rs.) *	7.00	3.29	41.66	27.26	62.56
	Diluted (Rs.) *	7.00	3.29	41.66	27.26	62.56

*Not Annualised excluding Year End



CONTROL PRINT LIMITED
CONSOLIDATED BALANCE SHEET AS AT MARCH 31, 2026

Particulars	₹ in Lakhs	
	31-Mar-26	31-Mar-25
I. ASSETS		
1. Non-Current Assets		
(a) Property, Plant and Equipment	15,263.41	13,921.02
(b) Capital Work-in-Progress	418.03	849.37
(c) Goodwill	1,167.16	1,167.16
(d) Other Intangible Assets	906.59	778.56
(e) Intangible Assets under Development	2.00	235.33
(f) Financial Assets		
(i) Investments	86.75	87.67
(ii) Loans	19.47	16.84
(iii) Other Non-Current Financial Assets	123.25	127.08
(g) Deferred Tax Assets - Net	3,321.85	4,170.90
(h) Other Non-Current Assets	50.05	118.41
	21,358.56	21,472.33
2. Current Assets		
(a) Inventories	14,403.15	10,946.02
(b) Financial Assets		
(i) Investments	4,048.13	4,623.64
(ii) Trade Receivables	11,811.51	9,187.48
(iii) Cash and Cash Equivalents	1,849.30	1,216.44
(iv) Bank Balances other than Cash And Cash Equivalents	585.08	502.86
(v) Current Loans	61.65	45.49
(vi) Other Current Financial Assets	270.58	428.21
(c) Current Tax Assets (Net)	-	-
(d) Other Current Assets	3,719.61	2,391.14
	36,749.01	29,341.28
TOTAL ASSETS	58,107.57	50,813.61
II. EQUITY AND LIABILITIES		
EQUITY		
(a) Equity Share Capital	1,599.42	1,599.42
(b) Other Equity	43,685.83	39,652.51
(c) Non Controlling Interest	(158.05)	(33.11)
	45,127.20	41,218.82
LIABILITIES		
1 Non-Current Liabilities		
(a) Financial Liabilities		
(i) Borrowings	-	-
(ia) Lease Liabilities	403.42	528.40
(b) Provisions	1,260.68	906.00
(c) Deferred Tax Liabilities (Net)	-	-
(d) Other Non Current Liabilities	38.05	116.15
2. Current Liabilities		
(a) Financial Liabilities		
(i) Borrowings	141.50	122.65
(ia) Lease Liabilities	136.70	133.41
(ii) Trade Payables		
(a) Total Outstanding Dues of Micro & Small Enterprises	394.94	247.06
(b) Total Outstanding Dues of Creditors other than Micro & Small Enterprises	3,727.04	2,766.42
(iii) Other Financial Liabilities	4,148.94	2,866.31
(b) Other Current Liabilities	1,773.62	1,181.89
(c) Provisions	839.50	698.53
(d) Current Tax Liabilities (Net)	115.98	27.97
	12,980.37	9,594.79
TOTAL EQUITY AND LIABILITIES	58,107.57	50,813.61




PARTICULARS	Year Ended 31st Mar 2026	Year Ended 31st Mar 2025
A. CASH FLOW FROM OPERATING ACTIVITIES:		
Net Profit before tax as per Statement of Profit and Loss	7,273.92	6,651.12
Adjusted for :		
Other Comprehensive Income	(37.16)	3.65
Depreciation and Amortisation (Net)	1,860.27	1,645.07
Profit/Loss of Sale of Property, Plant and Equipments (Net)	1.33	27.37
Net Gain on sale / Fair Valuation of Investments through Profit & Loss	(7.36)	(0.07)
Provision for Warranties	15.56	21.92
Finance Costs	354.01	352.29
Dividend Income	(109.10)	(178.47)
Interest Income	(36.98)	(48.61)
Corporate Social Responsibility Expenses	153.40	126.25
Foreign Exchange Fluctuation	(36.38)	(325.66)
Transfer from/to Exchange Fluctuation Translation Reserve	618.62	55.23
Operating Profit before Working Capital Changes	10,050.13	8,330.09
Adjustment for changes in :		
(Increase)/Decrease in Trade Receivables	(2,624.03)	(1,082.38)
(Increase)/Decrease in Inventories	(3,457.13)	(856.82)
(Increase)/Decrease in Other Current Assets	(356.60)	(351.14)
(Increase)/Decrease in Other Non Current Assets	(11.47)	-
(Increase)/Decrease in Other Financial Assets, Current	59.25	237.44
(Increase)/Decrease in Other Financial Assets, Non Current	1.20	0.34
Increase/(Decrease) in Trade Payables	1,108.50	99.19
Increase/(Decrease) in Other Current Liabilities	591.73	293.50
Increase/(Decrease) in Other Non Current Liabilities	(78.10)	(10.57)
Increase/(Decrease) in Other Financial Liabilities, Current	1,282.63	375.90
Increase/(Decrease) in Current Provision	125.41	8.55
Increase/(Decrease) in Non Current Provision	354.68	103.27
Cash Generated from Operations	7,046.20	7,147.37
Corporate Social Responsibility Expenses	(153.40)	(126.25)
Income Tax Paid	(1,931.15)	(2,041.65)
Net Cash from Operating Activities (Total – A)	4,961.65	4,979.48
B. CASH FLOW FROM INVESTING ACTIVITIES:		
(Purchase)/Sale of Fixed Assets (Net) excluding Lease Assets	(2,615.51)	(2,683.65)
(Purchase) of Investments	(13,927.81)	(12,583.09)
Sale of Investments	15,154.24	11,292.43
Capital Advances/ Pre operative expenses	(892.04)	(28.65)
Foreign Exchange Fluctuation	(523.30)	71.40
Interest received	36.98	48.61
Dividend received	109.10	178.47
Capital Subsidy on Investment	399.03	-
Net Cash (Used in) Investing Activities (Total – B)	(2,259.30)	(3,704.48)
C. CASH FLOW IN FINANCING ACTIVITIES:		
Increase / (Decrease) in Short Term Bank Borrowings	18.85	(24.60)
Dividend Paid	(1,599.42)	(1,439.48)
Finance Costs	(286.04)	(273.88)
Lease Rent Payment	(203.55)	(200.74)
Net Cash (Used in)/ from Financing Activities (Total – C)	(2,070.16)	(1,938.70)
Net Increase/Decrease in Cash and Cash Equivalents (A+B+C)	632.19	(663.71)
Cash and Cash Equivalents as at the the beginning of the year	1,217.11	1,880.81
Cash and Cash Equivalents as at Close of the year of the year (Refer note)	1,849.30	1,217.11

Notes:

1 The Cash flow statement has been prepared under the Indirect method as set out in the Indian Accounting Standard (Ind AS 7) Statement of Cash Flow

2. Cash and Cash Equivalents Comprise of :

Cash and Cash Equivalents
Investment in Liquid Funds



1,849.30	1,216.44
-	0.67
1,849.30	1,217.11



CONTROL PRINT LIMITED
(CIN: L22219MH1991PLC059800)

Regd. Off: C-106, Hind Saurashtra Industrial Estate, Andheri-Kurla Road,
Marol Naka, Andheri (East), Mumbai - 400 059 Contact No.: 022-28599065, 66938900

Website: www.controlprint.com

Email: companysecretary@controlprint.com

Notes to the standalone and consolidated financial results for the quarter and year ended 31-Mar-2026:

1. The Standalone and Consolidated financial results of the company for the quarter and year ended 31st March 2026 were reviewed by the Audit committee and approved by the Board of Directors in their respective meetings held on May 20, 2026. The Statutory Auditors have carried out audit of the same and expressed an unmodified audit report on these financial results.
2. The Statement has been prepared in accordance with the Indian Accounting Standard (Ind AS) notified under section 133 of the Companies Act, 2013 read with rule 3 of the Companies (Indian Accounting Standard) Rules, 2015 and other relevant provisions of the Act.
3. The financial results for the quarter ended 31 March 2026 and 31 March 2025 are the balancing figures between the audited figures in respect of the full financial year and the published unaudited year to date figures up to the third quarter of the respective financial year, which were subject to limited review by the Statutory Auditors.
3. The Company has single reportable segment namely Coding & Marking Applications for the purpose of Ind AS on segment reporting.
4. The amount of Rs. 399.03 Lakhs (Credit) for the year ended March 31, 2026, represents a grant received under the Central Capital Investment Incentive for Access to Credit (CCIIAC) from Directorate of Industries, Government of Himachal Pradesh. This grant, classified as a capital investment subsidy represents 30% of the investment made in plant and machinery during the financial year 2020-21 for the mask division. As the useful life of the machinery in the mask division has been determined to be three years and the depreciation has already been applied, the entire grant amount received has been recognized as an exceptional income.
6. The Government of India has notified and brought into force substantial provisions of the four Labour Codes on November 21, 2025, consolidating and rationalising various existing labour laws. Accordingly, the Company has recognised a provision of Rs. 149.75 Lakhs towards incremental liability for the past periods on actuarial valuation taken as at the year-end in accordance with Ind AS 19 - 'Employee Benefits' and the relevant guidance issued by the Institute of Chartered Accountants of India ('ICAI').
7. During the previous financial year 2024-25, the Company recognised MAT credit Entitlement of Rs. 4,957.69 Lakhs as Deferred Tax Income under the financial results. This item does not appear in the current year's financial results; it being a one-time occurrence. As a result, the financial results of the current year ended 31st March 2026, and the quarter ended 31st March 2026, are not directly comparable with respective prior period numbers.
8. The Company has entered into an Intellectual Property Assignment Agreement with CP Italy S.R.L., a step-down wholly owned subsidiary effective on 08-May-2026, for the purchase of its Intellectual Property Rights, including patents for a total consideration of EURO 28.60 Lakhs. This transaction has been undertaken with the objective of safeguarding and consolidating the ownership of intellectual property within the Company. As the agreement was executed after the reporting period, it represents a non-adjusting event under Ind AS 10. While it does not require adjustments to the financial statements for the reporting period, disclosure is considered necessary to ensure that users of the financial statements are aware of this significant development.



- 9 The Board recommended a Final Dividend of Rs. 6/- per equity share (60% of face value of Rs. 10.00 each), subject to approval of Members at its ensuing Annual General Meeting (AGM) of the Company. In addition to the final dividend, the Company had declared and paid Interim Dividend of Rs. 4.00 per equity share in February 2026.
- 10 Previous period/year's figure have been regrouped and/or rearranged whenever considered necessary to confirm to current period/year's classification.

**For and on behalf of Board of Directors
Control Print Limited**



A handwritten signature in black ink, appearing to be "Basant Kabra".

**Basant Kabra
Managing Director
DIN: 00176807**

**Place: Mumbai
Date: 20th May, 2026**



JHAWAR MANTRI & ASSOCIATES

CHARTERED ACCOUNTANTS

217, Great Eastern Galleria,
Plot No. 20, Sector-4,
Nerul (West), Navi Mumbai.
Maharashtra - 400 706.

022-27721467 / 1557
jhawarmantrica@gmail.com
accounts@jhawarmantri.com
jhawarmantri.com

Independent Auditor's Report on Audited Standalone Quarterly and year to date Financial Results of the Company Pursuant to the Regulation 33 of the SEBI (Listing Obligations and Disclosure Requirements) Regulations, 2015

INDEPENDENT AUDITOR'S REPORT

TO THE BOARD OF DIRECTORS OF CONTROL PRINT LIMITED

Report on the audit of the Standalone Financial Results

Opinion

We have audited the accompanying statement of quarterly and year to date Standalone financial results of Control Print Limited ("the Company") for the quarter and year ended March 31, 2026, attached herewith, being submitted by the Company pursuant to the requirement of Regulation 33 of the SEBI (Listing Obligations and Disclosure Requirements) Regulations, 2015, as amended ("Listing Regulations").

In our opinion and to the best of our information and according to the explanations given to us, these standalone financial results:


- i. Are presented in accordance with the requirements of Regulation 33 of the Listing Regulations in this regard; and
- ii. Give a true and fair view in conformity with the recognition and measurement principles laid down in applicable Indian accounting standards and other accounting principles generally accepted in India, of the standalone net profit and other comprehensive income and other financial information of the Company for the quarter and year ended March 31, 2026.

Basis for Opinion

We conducted our audit in accordance with the Standards on Auditing (SAs) specified under section 143(10) of the Companies Act, 2013 (the Act). Our responsibilities under those standards are further described in the Auditor's Responsibilities for the Audit of the Standalone Financial Results section of our report. We are independent of the Company in accordance with the Code of Ethics issued by the Institute of Chartered Accountants of India ('ICAI') together with ethical requirements that are relevant to our audit of financial results under the provisions of the Act and the rules thereunder, and we have fulfilled our other ethical responsibilities in accordance with these requirements and Code of Ethics. We believe that the audit evidence that we have obtained is sufficient and appropriate to provide a basis for our opinion.

Management's Responsibilities for the Standalone Financial Results

These quarterly standalone financial results as well as the year-to-date standalone financial results have been prepared on the basis of the standalone annual financial statements. The Company's Board of Directors are responsible for the preparation of these standalone financial results that give a true and fair view of the net profit and other comprehensive income and other financial information in accordance with the recognition and measurement principles laid down in Indian Accounting Standard prescribed under Section 133 of the Act read with relevant rules issued thereunder and other accounting principles generally accepted in India and in compliance with Regulation 33 of the Listing Regulations.



This responsibility also includes maintenance of adequate accounting records in accordance with the provisions of the Act for safeguarding of the assets of the Company and for preventing and detecting frauds and other irregularities; selection and application of appropriate accounting policies; making judgments and estimates that are reasonable and prudent; and design, implementation and maintenance of adequate internal financial controls that were operating effectively for ensuring the accuracy and completeness of the accounting records, relevant to the preparation and presentation of the standalone financial results that give a true and fair view and are free from material misstatement, whether due to fraud or error.

In preparing the standalone financial results, the Board of Directors are responsible for assessing the ability to continue as a going concern, disclosing, as applicable, matters related to going concern and using the going concern basis of accounting unless the Board of Directors either intends to liquidate the Company or to cease operations, or has no realistic alternative but to do so.

The Board of Directors are responsible for overseeing the Company's financial reporting process.

Auditor's Responsibilities for the Audit of the Standalone Financial Results.

Our objectives are to obtain reasonable assurance about whether the standalone financial results as a whole are free from material misstatement, whether due to fraud or error, and to issue an auditor's report that includes our opinion. Reasonable assurance is a high level of assurance but is not a guarantee that an audit conducted in accordance with SAs will always detect a material misstatement when it exists. Misstatements can arise from fraud or error and are considered material if, individually or in the aggregate, they could reasonably be expected to influence the economic decisions of users taken on the basis of these standalone financial results.

As part of an audit in accordance with SAs, we exercise professional judgment and maintain professional skepticism throughout the audit. We also:

- Identify and assess the risks of material misstatement of the standalone financial results, whether due to fraud or error, design and perform audit procedures responsive to those risks, and obtain audit evidence that is sufficient and appropriate to provide a basis for our opinion. The risk of not detecting a material misstatement resulting from fraud is higher than for one resulting from error, as fraud may involve collusion, forgery, intentional omissions, misrepresentations, or the override of internal control.
- Obtain an understanding of internal control relevant to the audit in order to design audit procedures that are appropriate in the circumstances, but not for the purpose of expressing an opinion on the effectiveness of the company's internal control.
- Evaluate the appropriateness of accounting policies used and the reasonableness of accounting estimates and related disclosures made by the Board of Directors.
- Conclude on the appropriateness of the Board of Directors' use of the going concern basis of accounting and, based on the audit evidence obtained, whether a material uncertainty exists related to events or conditions that may cast significant doubt on the Company's ability to continue as a going concern. If we conclude that a material uncertainty exists, we are required to draw attention in our auditor's report to the related disclosures in the standalone financial results or, if such disclosures are inadequate, to modify our opinion. Our conclusions are based on the audit evidence obtained up to the date of our auditor's report. However, future events or conditions may cause the company to cease to continue as a going concern.
- Evaluate the overall presentation, structure and content of the standalone financial results, including the disclosures, and whether the standalone financial results represent the underlying transactions and events in a manner that achieves fair presentation.



We communicate with those charged with governance regarding, among other matters, the planned scope and timing of the audit and significant audit findings, including any significant deficiencies in internal control that we identify during our audit.

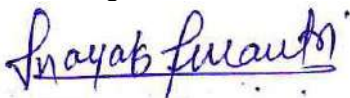
We also provide those charged with governance with a statement that we have complied with relevant ethical requirements regarding independence, and to communicate with them all relationships and other matters that may reasonably be thought to bear on our independence, and where applicable, related safeguards.

Other Matters

1. We did not audit the quarterly and year to date financial results of Colombo (Sri Lanka) Branch included in the quarterly and year to date standalone financial results whose financial statements reflect total assets of Rs. 259.12 Lakhs as at 31st March 2026 and total revenues of Rs. 67.77 Lakhs and Rs. 324.78 Lakhs, total net profit after tax of Rs. 151.00 Lakhs and total net profit after tax Rs. 203.83 Lakhs, total comprehensive income of Rs. 151.00 Lakhs and total comprehensive profit of Rs. 203.83 Lakhs for the quarter & year ended on that date respectively, and net cash inflow of Rs. 17.44 Lakhs for the year ended 31st March 2026 as considered in the audited financial statements. These financial statements and other financial information have been audited by another independent auditor in accordance with the regulations of that country, whose report has been furnished to us, and our opinion on the quarterly financial results and the year-to-date results, to the extent it has been derived from such audited financial statements is based solely on the report of such other auditors.
2. The Statement includes the financial results for the quarter ended 31 March 2026, being the balancing figures between the audited figures in respect of the full financial year and the published unaudited year to date figures up to the third quarter of the current financial year, which were subject to limited review by us.

Our opinion is not modified in respect of these matters.

For Jhawar Mantri & Associates
Chartered Accountants
Firm Registration Number: 113221W



Vinayak Mantri
Partner
Membership No. 153459
UDIN: 26153459SUNNJY3874



Place: Navi Mumbai
Dated: 20th May 2026



JHAWAR MANTRI & ASSOCIATES

CHARTERED ACCOUNTANTS

217, Great Eastern Galleria,
Plot No. 20, Sector-4,
Nerul (West), Navi Mumbai.
Maharashtra - 400 706.

022-27721467 / 1557
jhawarmantrica@gmail.com
accounts@jhawarmantri.com
jhawarmantri.com

Independent Auditor's Report on Consolidated Audited Quarterly and year to date Financial Results of the Company Pursuant to the Regulation 33 of the SEBI (Listing Obligations and Disclosure Requirements) Regulations, 2015

INDEPENDENT AUDITOR'S REPORT

TO THE BOARD OF DIRECTORS OF CONTROL PRINT LIMITED

Report on the audit of the Consolidated Financial Results

Opinion

We have audited the accompanying consolidated financial results of Control Print Limited ("Holding Company") and its subsidiaries (together referred to as "the Group"), for the quarter and year ended March 31, 2026, attached herewith, being submitted by the Holding Company pursuant to the requirement of Regulation 33 of the SEBI (Listing Obligations and Disclosure Requirements) Regulations, 2015, as amended ("Listing Regulations").

In our opinion and to the best of our information and according to the explanations given to us, and based on the consideration of the reports of the other auditors on separate financial statements/ financial result/ financial information of subsidiaries, the statement:

- i. Includes the financial result of following entities.

Name of Entity	Relationship
Liberty Chemicals Private Limited	Wholly Owned Indian Subsidiary
Control Print Packaging Private Limited	Wholly Owned Indian Subsidiary
Innovative Codes (I) Private Limited	80% Owned Indian Subsidiary
Control Print BV (Netherlands)	Wholly Owned Foreign Subsidiary
CP Italy SRL (Italy)	Step-down Foreign Subsidiary (Wholly Owned by Control Print B.V)
Mark Print BV (Netherlands)	Step-down Foreign Subsidiary (90% Owned by Control Print B.V)
Codeology Group Limited (UK)	Step-down Foreign Subsidiary (50.49% Owned by Control Print B.V)
Control Print MEA FZE (U.A.E)	Wholly Owned Foreign Subsidiary

- ii. are presented in accordance with the requirements of Regulation 33 of the Listing Regulations in this regard; and
- iii. give a true and fair view in conformity with the applicable accounting standards and other accounting principles generally accepted in India, of the consolidated net profit and other comprehensive income and other financial information of the Group for the quarter and year ended March 31, 2026.



Basis for Opinion

We conducted our audit in accordance with the Standards on Auditing (SAs) specified under section 143(10) of the Companies Act, 2013 (the Act). Our responsibilities under those standards are further described in the Auditor's Responsibilities for the Audit of the Consolidated Financial Results section of our report. We are independent of the Group in accordance with the Code of Ethics issued by the Institute of Chartered Accountants of India ('ICAI') together with ethical requirements that are relevant to our audit of financial results under the provisions of the Act and the rules thereunder, and we have fulfilled our other ethical responsibilities in accordance with these requirements and Code of Ethics. We believe that the audit evidence obtained by us and other auditors in terms of their reports referred to in "Other Matter" paragraph below, is sufficient and appropriate to provide a basis for our opinion.

Management's Responsibilities for the Consolidated Financial Results

These quarterly financial results as well as the year-to-date consolidated financial results have been prepared on the basis of the consolidated annual financial statements. The Holding Company's Board of Directors are responsible for the preparation of these consolidated financial results that give a true and fair view of the net profit and other comprehensive income and other financial information of the Group in accordance with the recognition and measurement principles laid down in Indian Accounting Standard prescribed under Section 133 of the Act read with relevant rules issued thereunder and other accounting principles generally accepted in India and in compliance with Regulation 33 of the Listing Regulations. The respective Board of Directors of the companies included in the group are responsible for maintenance of adequate accounting records in accordance with the provisions of the Act for safeguarding of the assets of the Group and for preventing and detecting frauds and other irregularities; selection and application of appropriate accounting policies; making judgments and estimates that are reasonable and prudent; and design, implementation and maintenance of adequate internal financial controls that were operating effectively for ensuring the accuracy and completeness of the accounting records, relevant to the preparation and presentation of the consolidated financial results that give a true and fair view and are free from material misstatement, whether due to fraud or error.

In preparing the consolidated financial results, the respective Board of Directors of the companies included in the Group are responsible for assessing the ability of the Group to continue as a going concern, disclosing, as applicable, matters related to going concern and using the going concern basis of accounting unless the respective Board of Directors either intends to liquidate the Group or to cease operations, or has no realistic alternative but to do so.

The respective Board of Directors of the companies included in the Group are responsible for overseeing the financial reporting process of the Group.

Auditor's Responsibilities for the Audit of the Consolidated Financial Results

Our objectives are to obtain reasonable assurance about whether the consolidated financial results as a whole are free from material misstatement, whether due to fraud or error, and to issue an auditor's report that includes our opinion. Reasonable assurance is a high level of assurance but is not a guarantee that an audit conducted in accordance with SAs will always detect a material misstatement when it exists. Misstatements can arise from fraud or error and are considered material if, individually or in the aggregate, they could reasonably be expected to influence the economic decisions of users taken on the basis of these consolidated financial results.

As part of an audit in accordance with SAs, we exercise professional judgment and maintain professional skepticism throughout the audit. We also:

- Identify and assess the risks of material misstatement of the consolidated financial results, whether due to fraud or error, design and perform audit procedures responsive to those risks, and obtain audit evidence that is sufficient and appropriate to provide a basis for our opinion. The risk of not detecting a material misstatement resulting from fraud is higher than for one resulting from error, as fraud may involve collusion, forgery, intentional omissions, misrepresentations, or the override of internal control.



- Obtain an understanding of internal control relevant to the audit in order to design audit procedures that are appropriate in the circumstances, but not for the purpose of expressing an opinion on the effectiveness of the company's internal control.
- Evaluate the appropriateness of accounting policies used and the reasonableness of accounting estimates and related disclosures made by the Board of Directors.
- Conclude on the appropriateness of the Board of Directors' use of the going concern basis of accounting and, based on the audit evidence obtained, whether a material uncertainty exists related to events or conditions that may cast significant doubt on the ability of the Group to continue as a going concern. If we conclude that a material uncertainty exists, we are required to draw attention in our auditor's report to the related disclosures in the consolidated financial results or, if such disclosures are inadequate, to modify our opinion. Our conclusions are based on the audit evidence obtained up to the date of our auditor's report. However, future events or conditions may cause the Group to cease to continue as a going concern.
- Evaluate the overall presentation, structure and content of the consolidated financial results, including the disclosures, and whether the consolidated financial results represent the underlying transactions and events in a manner that achieves fair presentation.
- Obtain sufficient appropriate audit evidence regarding the financial results/financial information of the entities within the Group to express an opinion on the consolidated financial results. We are responsible for the direction, supervision and performance of the audit of financial information of such entities included in the consolidated financial results of which we are the independent auditors. For the other entities included in the consolidated Financial Results, which have been audited by other auditors, such other auditors remain responsible for the direction, supervision and performance of the audits carried out by them. We remain solely responsible for our audit.

We communicate with those charged with governance of the Holding Company and such other entities included in the consolidated financial results of which we are the independent auditors regarding, among other matters, the planned scope and timing of the audit and significant audit findings, including any significant deficiencies in internal control that we identify during our audit.

We also provide those charged with governance with a statement that we have complied with relevant ethical requirements regarding independence, and to communicate with them all relationships and other matters that may reasonably be thought to bear on our independence, and where applicable, related safeguards.

Other Matters

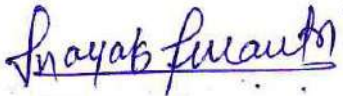
1. We did not audit the quarterly and year to date financial results of Colombo (Sri Lanka) Branch included in the quarterly and year to date standalone financial results whose financial statements reflect total assets of Rs. 259.12 Lakhs as at 31st March 2026 and total revenues of Rs. 67.77 Lakhs and Rs. 324.78 Lakhs, total net profit after tax of Rs. 151.00 Lakhs and total net profit after tax Rs. 203.83 Lakhs, total comprehensive income of Rs. 151.00 Lakhs and total comprehensive profit of Rs. 203.83 Lakhs for the quarter & year ended on that date respectively, and net cash inflow of Rs. 17.44 Lakhs for the year ended 31st March 2026 as considered in the audited financial statements. These financial statements and other financial information have been audited by another independent auditor in accordance with the regulations of that country, whose report has been furnished to us, and our opinion on the quarterly financial results and the year-to-date results, to the extent it has been derived from such audited financial statements is based solely on the report of such other auditor.



2. We did not audit the quarterly and year to date financial results of 80% owned Indian Subsidiary - Innovative Codes (I) Private Limited included in the quarterly and year to date consolidated financial results whose financial statements reflect total assets of Rs. 737.57 Lakhs as at 31st March 2026 and total revenues of Rs. 432.08 Lakhs and Rs. 1,624.19 Lakhs, total net profit after tax of Rs. 21.20 Lakhs and total net profit after tax Rs. 91.67 Lakhs, total comprehensive income of Rs. 21.20 Lakhs and total comprehensive income of Rs. 91.67 Lakhs for the quarter & year ended on that date respectively, and net cash inflow of Rs. 5.07 Lakhs for the year ended 31st March 2026 as considered in the audited financial statements. These financial statements and other financial information have been audited by another independent auditor, whose report has been furnished to us, and our opinion on the quarterly financial results and the year-to-date results, to the extent it has been derived from such audited financial statements is based solely on the report of such other auditors.
3. We did not audit the financial results of Foreign Subsidiaries - Control Print B.V. and Control Print MEA FZE and Step-down Foreign Subsidiaries Mark Print B.V., Control Print Italy S.R.L and Codeology Group Limited included in the consolidated quarterly and year to date financial results whose financial statements reflect total assets of Rs. 2,348.05 Lakhs as at 31st March 2026 and total revenues of Rs. 645.47 Lakhs and Rs. 3,480.83 Lakhs, total net profit /(loss) of Rs. (1,047.89) Lakhs and Rs. (3,124.11) Lakhs, total comprehensive income/(loss) of Rs. (1,047.89) Lakhs and Rs. (3,124.11) Lakhs, for the quarter & year ended 31st March 2026 respectively as considered in the consolidated audited financial results. The financial statement and other financial Information of these subsidiaries are unaudited and whose financial statements/results are translated into Holding Company's functional currency i.e. INR and presented to us by the management. Our opinion, in so far as it relates to the amounts and disclosures included in respect of these subsidiaries, is based on the translated financial statements/results prepared by the management of the Holding Company.
4. The Statement includes the consolidated financial results for the quarter ended 31 March 2026, being the balancing figures between the audited figures in respect of the full financial year and the published unaudited year to date figures up to the third quarter of the current financial year, which were subject to limited review by us.

Our opinion is not modified in respect of these matters.

For Jhavar Mantri & Associates
Chartered Accountants
Firm Registration Number: 113221W



Vinayak Mantri
Partner
Membership No. 153459
UDIN: 26153459MCQXTX9979



Place: Navi Mumbai
Dated: 20th May 2026

May 20, 2026

To,
The Listing Compliance Department
BSE Limited
P. J. Towers, Dalal Street, Fort,
Mumbai – 400 001
Scrip Code – 522295

The Listing Compliance Department,
National Stock Exchange of India Limited,
Exchange Plaza, C-1, Block G,
Bandra-Kurla Complex, Bandra (E),
Mumbai – 400 051
Symbol – CONTROLPR


Sub: Declaration pursuant to Regulation 33 of the SEBI (Listing Regulation and Disclosure Requirements) Regulation, 2015

Dear Sir/Madam,

Pursuant to provisions of Regulation 33 of SEBI (Listing Obligation and Disclosure Requirements) Regulation, 2015, we hereby declare that the Statutory Auditors of the Company, M/s Jhawar Mantri & Associates, Chartered Accountants, (Firm Registration No.113221W) have issued the Audit Report with an unmodified opinion on Audited Standalone and Consolidated Financial Results of the Company for the financial year ended March 31, 2026.

Kindly take the same on your record.

Thanking you,
For **Control Print Limited**


Jaideep Barve
Chief Financial Officer



Place: Mumbai