



**STEELCAST LIMITED**  
REGD. OFFICE & WORKS RUVAPARI ROAD  
BHAVNAGAR, GUJARAT  
INDIA 364 005  
PHONE (91) (278) 251 9062  
FAX (91) (278) 251 9831  
E-MAIL info@steelcast.net  
WEBSITE www.steelcast.net  
CIN L27310GJ1972PLC002033

AC/2079

30.05.2026

The Secretary, BSE Limited, Phiroze Jeejeebhoy Towers, Dalal Street, MUMBAI - 400 001  <b>Scrip Code: 513517</b>	National Stock Exchange of India Limited, Exchange Plaza, 5th Floor, Plot No.C/1, G Block, Bandra-Kurla Complex, Bandra (E), Mumbai - 400 051  <b>Scrip Symbol: STEELCAS</b>
--	--

Dear Sir/Madam,

**Subject: Submission of Investor Presentation under Regulation 30 of the SEBI (Listing obligations and Disclosure Requirements) Regulations, 2015.**

In accordance with Regulation 30 read with Schedule III of SEBI (Listing Obligations and Disclosure Requirements) Regulations, 2015, please find attached the Investor Presentation for the Quarter and Year ended 31st March, 2026 (Q4FY26) as an attachment. This is for the general information of the investors and public at large. This Investor Presentation may also be accessed on the website of the company at [www.steelcast.net](http://www.steelcast.net)

We request you to take the same on record and disseminate on your respective websites.

Thanking you,

For STEELCAST LIMITED,

(Umesh V Bhatt)  
COMPANY SECRETARY

# STEELCAST

## INVESTOR PRESENTATION

Q4FY26 & FY26





# TABLE OF CONTENTS

- Company Overview
- Financial Performance
- Outlook & Rationalization Measures
- Strong Business Model

01.

# Company Overview

# Steelcast – In a Nutshell



**66 + Years**

Manufacturing  
Experience



**9**

Sectors  
Catered Currently



**80%**

Renewable Power Plants  
(Captive Power Supply)



**29,000 TPA**

Capacity




**75% Castings shipped as  
fully machined**

shipped as fully machined



**Two Star Export House**

Competes with Global  
players



**5 Kgs-2,500 Kgs**

Varied Products  
Weights



**Sand & Shell Casting**

Manufacturing  
Process



**4 Production Plants** including  
one Machine shop with latest State of Art  
Technology

Advanced Manufacturing  
Facility

# Steelcast – Over 6 Decades of Legacy

- Company enjoys a Premier Position in the steel Casting Industry in India
- One of the few companies in India and Globally manufacturing structural steel castings based on sand and shell casting process
- Wide range of products of Steel and Alloy Steel Castings
- Catering to diverse Industrial sectors like Earth Moving, Mining & Mineral Processing, Locomotives, Rail-Road, construction, Cement and Steel Mfg. etc.
- Catering to a host of Original Equipment Manufacturers (OEMs)
- Caters to highly reputed multinational clientele both in India and abroad including Fortune 500 companies

## Sectors catered

Earth Moving

Mining

Construction

Ground Engaging Tools (GETs)

Cement

Electro Locomotive

Transport

Railway

Defence

**22%**  
Robust 5Y CAGR  
Revenue in FY26

**FY26**

**=**

**₹423.2 Cr**

Revenue

**₹129.6 Cr**

EBITDA\*

**30.6%**

EBITDA Margin\*

**₹ 86.9 Cr**

PAT

**20.5%**

PAT Margin

02.

# Financial Performance

(Q4FY26 & FY26)

# Q4FY26 & FY26 Performance Highlights



**Revenue**  
(Rs. Cr)



**EBITDA\***  
(Rs. Cr)



**PAT**  
(Rs. Cr)

**Q4FY26**

**112.4**  
**97.4**     **+15%**  
YoY

**34.2**  
**31.2**     **+10%**  
YoY

**23.2**  
**20.6**     **+13%**  
YoY

**Q3FY26**

**FY26**

**423.2**  
**373.4**     **+13%**  
YoY

**129.6**  
**110.5**     **+17%**  
YoY

**86.9**  
**72.2**     **+20%**  
YoY

**FY25**

## Highlights

Revenue growth remained on a positive trajectory, supported by solid contributions from both export and domestic segments, with demand improving steadily despite global uncertainties.

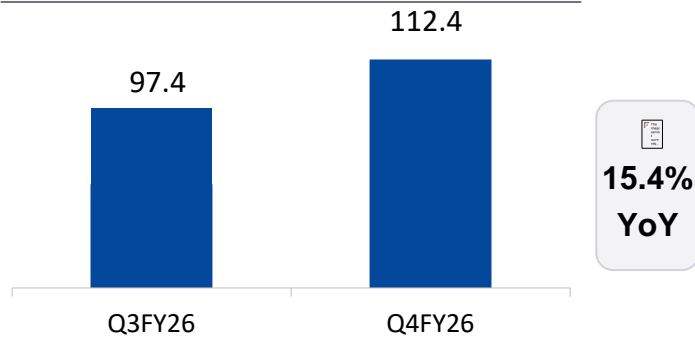
Exports continued to lead performance, reinforcing the Company's strong global positioning and benefiting from sustained traction in domestic market and increased engagement with global OEMs.

At the same time, the Company maintained strong cost discipline, effectively managing material costs through agile procurement strategies and ensuring operational stability despite commodity price volatility.

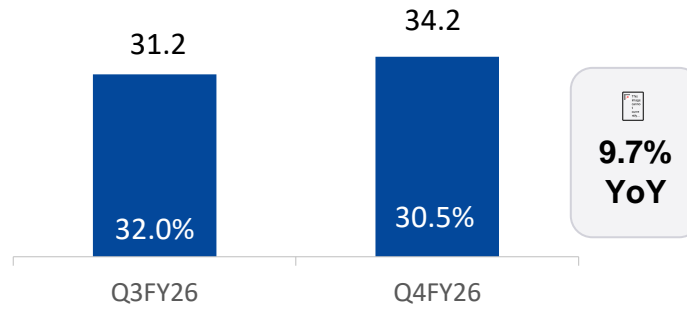
# Q4FY26 & FY26 Result Highlights

## Q4FY26 – QoQ Highlights

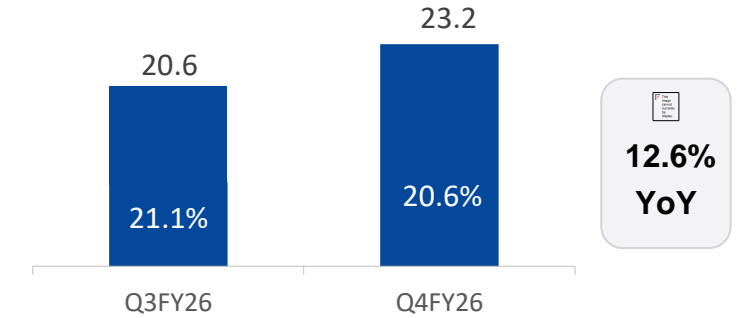
### Revenue from Operations (₹ Cr)



### EBIDTA\* (₹ Cr) & EBITDA Margin \* (%)

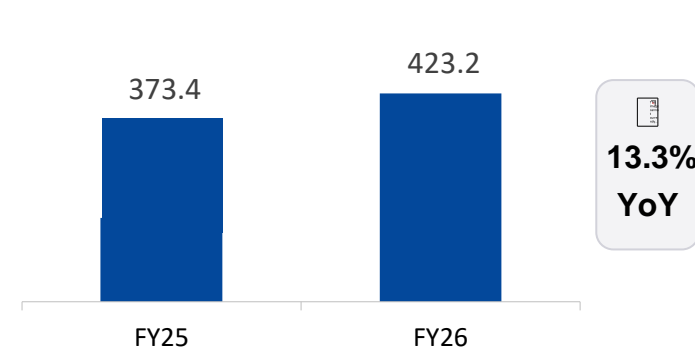


### PAT (₹ Cr) & PAT Margin (%)

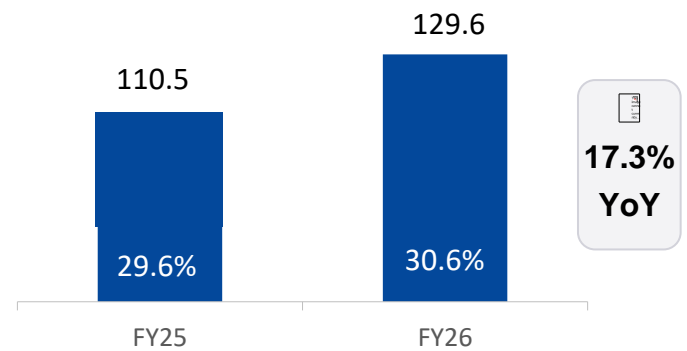


## FY26 - YoY Highlights

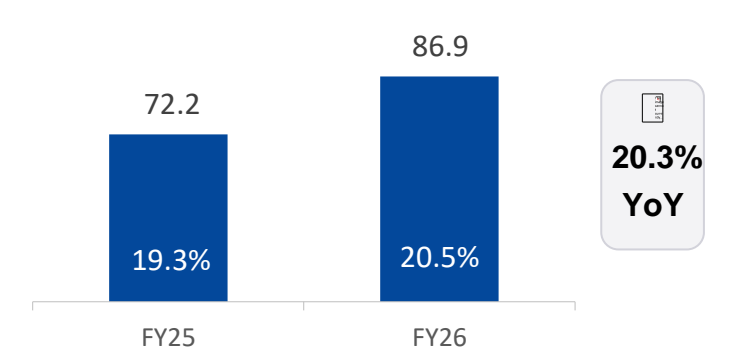
### Revenue from Operations (₹ Cr)



### EBIDTA \* (₹ Cr) & EBITDA Margin \*(%)



### PAT (₹ Cr) & PAT Margin (%)



# Quarterly Profit & Loss Statement

Particulars (Rs. Cr )	Q4FY26	Q3FY26	Q-o-Q	FY26	FY25	Y-o-Y
Revenue from Operations	112.4	97.4	15%	423.17	373.39	13.33%
Cost of Materials consumed	23.0	19.6	17.2%	84.9	82.4	3.1%
Changes in Inventories of finished goods & WIP	0.7	-2.2	132.1%	2.1	-10.8	-119.6%
Manufacturing Expense	15.1	11.5	31.3%	50.6	43.8	15.6%
Power, Fuel & Water Charges	12.0	9.7	23.3%	44.0	41.3	6.4%
Consumption of Stores & Spares	14.1	13.8	1.9%	56.6	49.9	13.4%
Total Raw Material and Value Add	64.8	52.5	23.5%	238.2	206.6	15.3%
Employee Expenses	14.0	13.3	4.8%	53.1	45.8	15.9%
Other Expenses	4.5	4.1	9.5%	17.6	17.7	-0.3%
EBITDA (Excluding Other Income)	29.2	27.5	6.0%	114.2	103.3	10.5%
EBITDA % (Excluding Other Income)	25.9%	28.2%	-230 bps	27.0%	27.7%	-68 bps
Depreciation and Amortisation Expense	3.2	3.3	-1.7%	12.9	12.5	2.8%
Finance Costs	0.0	0.0	-11.4%	0.3	0.7	-59.9%
Other Income	5.1	3.7	37.3%	15.5	7.2	113.8%
PBT	31.0	27.9	11.1%	116.5	97.3	19.7%
PBT %	27.6%	28.6%	-107 bps	27.5%	26.1%	146 bps
Tax Expenses	7.8	7.3	7.0%	29.6	25.1	17.9%
PAT	23.2	20.6	12.6%	86.86	72.20	20.31%
PAT %	20.6%	21.1%	-52 bps	20.53%	19.34%	119 bps
EPS (₹)	2.29	2.03	12.6%	8.58	7.13	20.3%

# Balance Sheet

Assets (Rs.Cr)	FY25	FY26
Non – Current Assets		
Property, plant and equipment	141.7	158.1
Capital work-in-progress	1.7	1.2
Intangible Assets	0.2	0.1
Financial Assets		
(i) Investments	0.0	0.0
(ii) Loans		
(iii) Other Financial Assests	0.0	0.0
Other Non - Current Assets	37.7	40.1
<b>Total Non – Current Assets</b>	<b>181.3</b>	<b>199.5</b>
Current Assets		
Inventories	43.0	40.8
Financial Assets		
(i) Investments	29.4	57.8
(ii) Trade Receivables	97.5	108.3
(iii) Cash and cash equivalents including Bank Balance	6.4	15.2
(iv) Other Financial Assets	22.6	27.1
Other Current Assets	9.1	10.2
<b>Total Current Assets</b>	<b>208.1</b>	<b>260.7</b>
<b>Total Assets</b>	<b>389.4</b>	<b>460.2</b>

Liabilities (Rs.Cr)	FY25	FY26
Equity		
Equity Share Capital	10.1	10.1
Other Equity	315.8	384.9
<b>Total Equity</b>	<b>325.9</b>	<b>395.0</b>
Liabilities		
Non-Current Liabilities		
Financial Liabilities		
(i) Long Term Borrowings	-	-
(ii) Other Non – Current Liabilities	11.6	13.8
<b>Total Non – Current Liabilities</b>	<b>11.6</b>	<b>13.8</b>
Current Liabilities		
Financial Liabilities		
(i) Short Term Borrowings (Including Current Maturity)	0.0	0.0
(ii) Trade Payables	31.7	25.3
(iii) Other Financial Liabilities	4.6	6.4
Other Current Liabilities	15.6	19.7
<b>Total Current Liabilities</b>	<b>51.9</b>	<b>51.4</b>
<b>Total Equity and Liabilities</b>	<b>389.4</b>	<b>460.2</b>

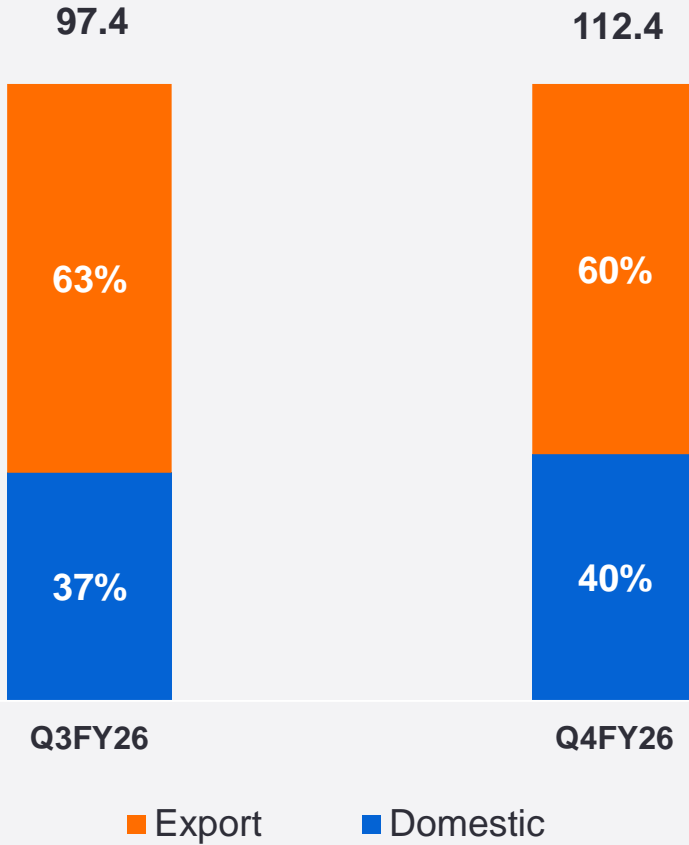
# Cash Flow Statement

Cash Flow Statement (Rs. Cr )	FY25	FY26
Profit before Tax	97.3	116.5
Adjustment for Non-Operating Items	12.1	3.3
Operating Profit before Working Capital Changes	109.4	119.8
Changes in Working Capital	-9.7	-4.6
Cash Generated from Operations	99.7	115.2
Less: Direct Taxes paid	-24.3	-28.8
<b>Net Cash from Operating Activities</b>	<b>75.4</b>	<b>86.4</b>
<b>Cash Flow from Investing Activities</b>	<b>-59.2</b>	<b>-67.5</b>
<b>Cash Flow from Financing Activities</b>	<b>-16.2</b>	<b>-17.6</b>
Net increase/ (decrease) in Cash & Cash equivalent	0.0	1.3
Cash and Cash equivalents at the beginning of the year	0.0	0.0
Effect of exchange rate changes on Cash & Cash Equivalent	0.0	0.0
Cash and cash equivalents at the end of the year	0.0	1.4

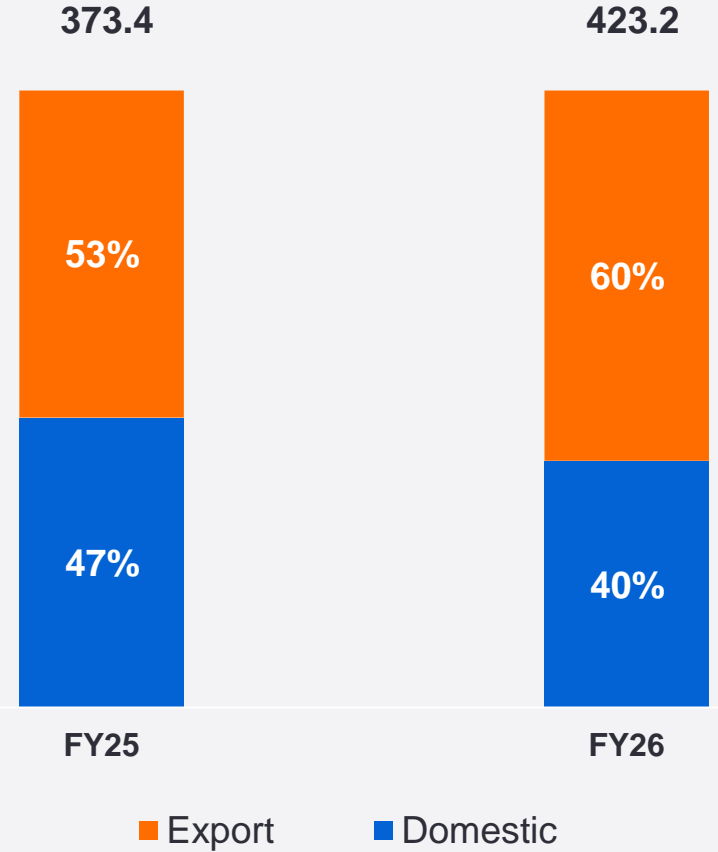
# Revenue Breakup – Q4FY26 & FY26

Revenue  
(Rs Cr)

## Quarter Wise Revenue Breakup

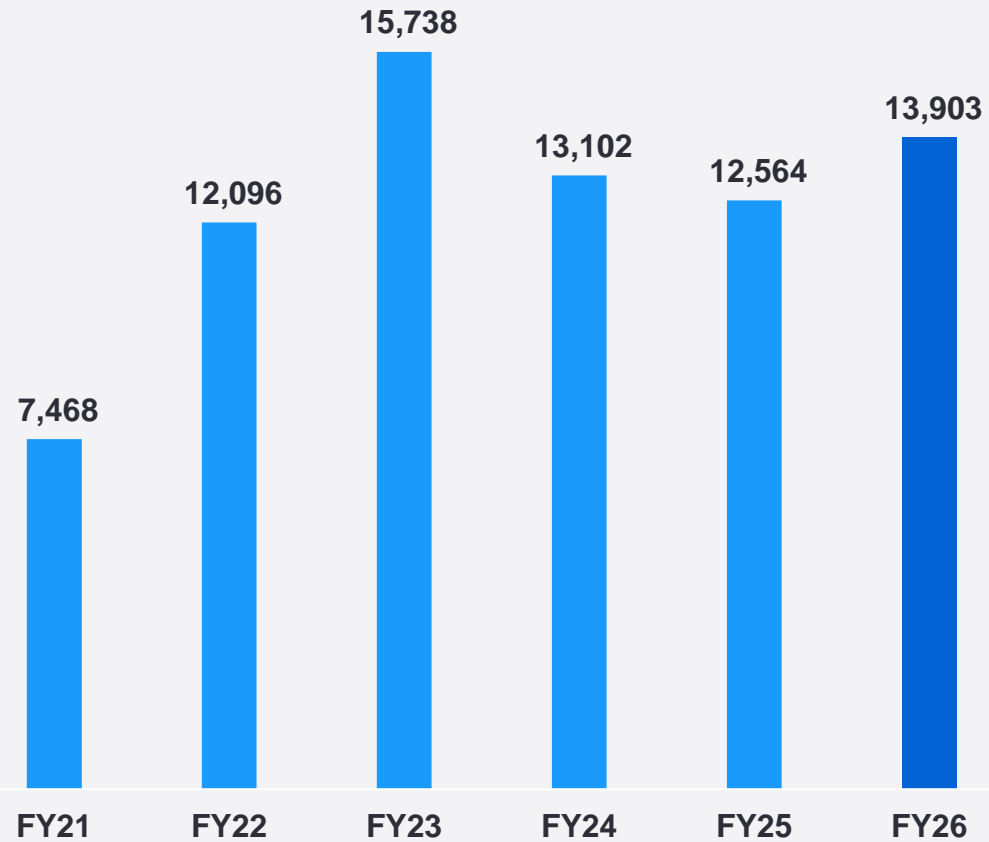


## Year Wise Revenue Breakup

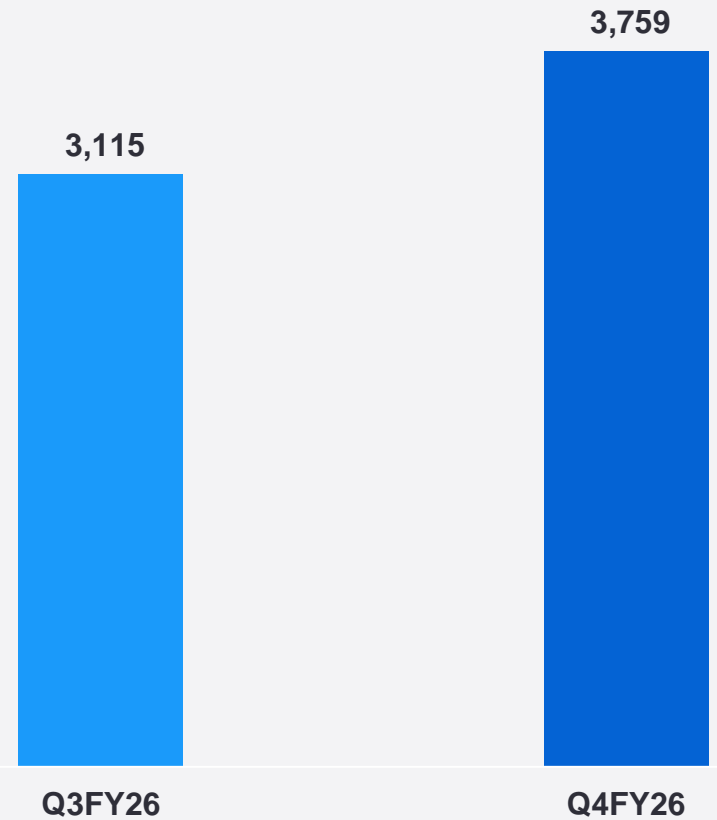


# Sales Volume – For Previous Years and Quarters

## Sales Volumes-PYs (Tonnes)

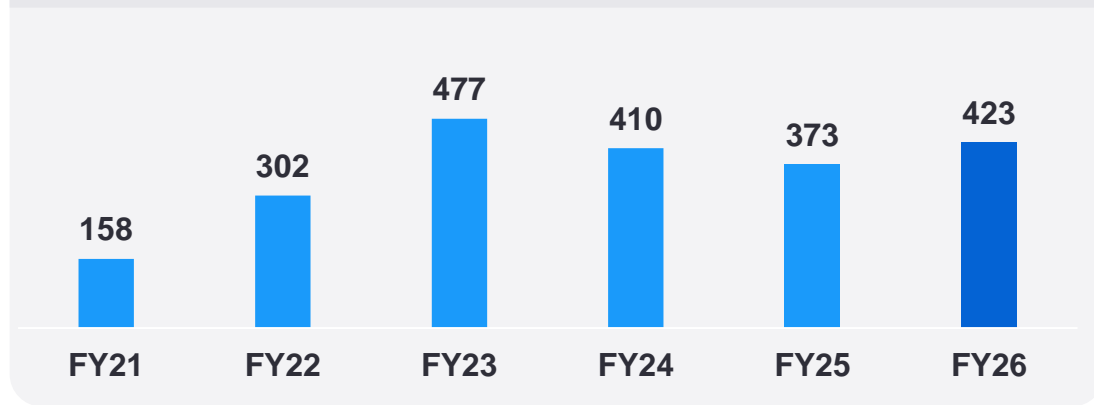


## Sales Volumes-Qtrs. (Tonnes)

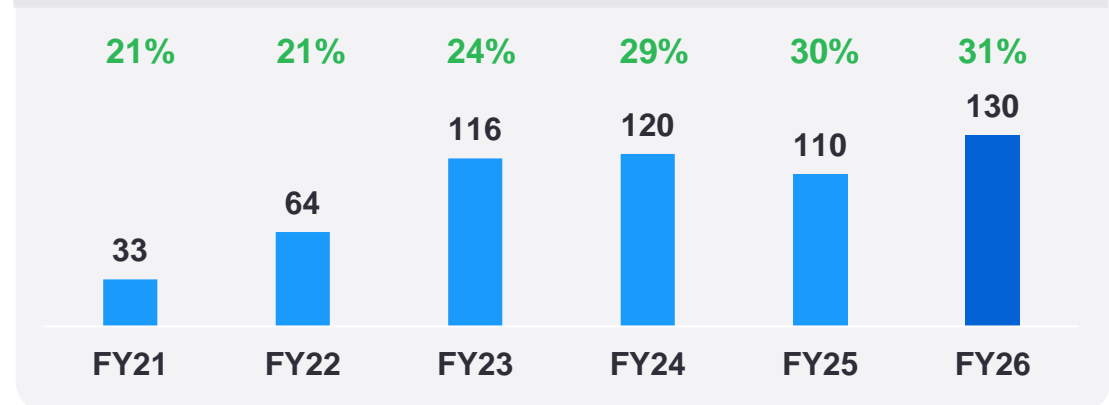


# Financial Highlights

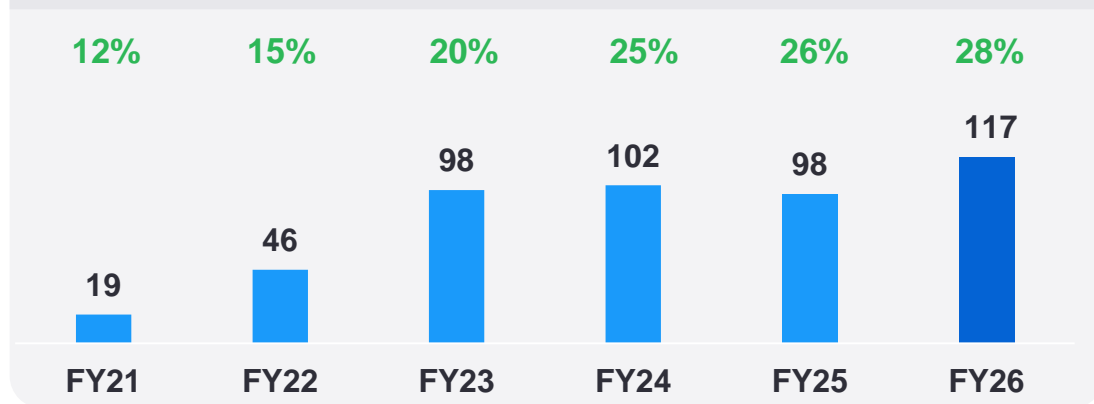
## Revenue from operations



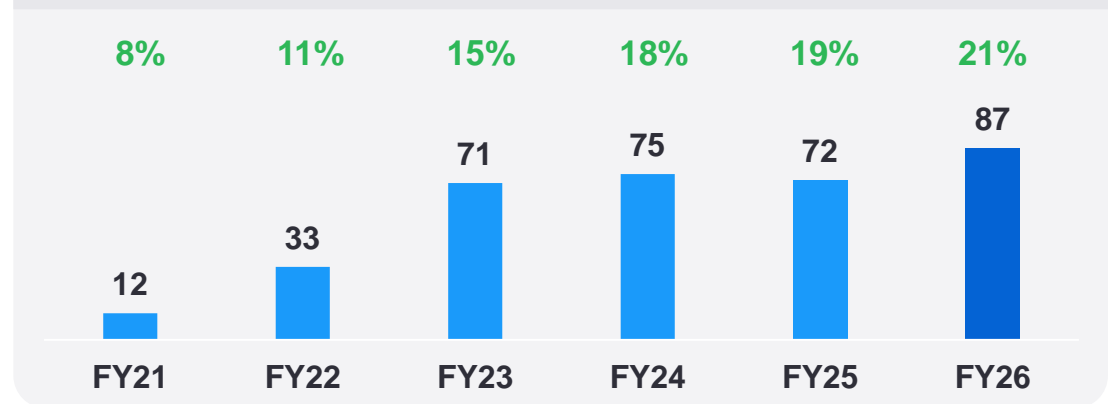
## EBITDA & EBITDA Margin (Including Other Income)



## EBIT & EBIT Margin (Including Other Income)

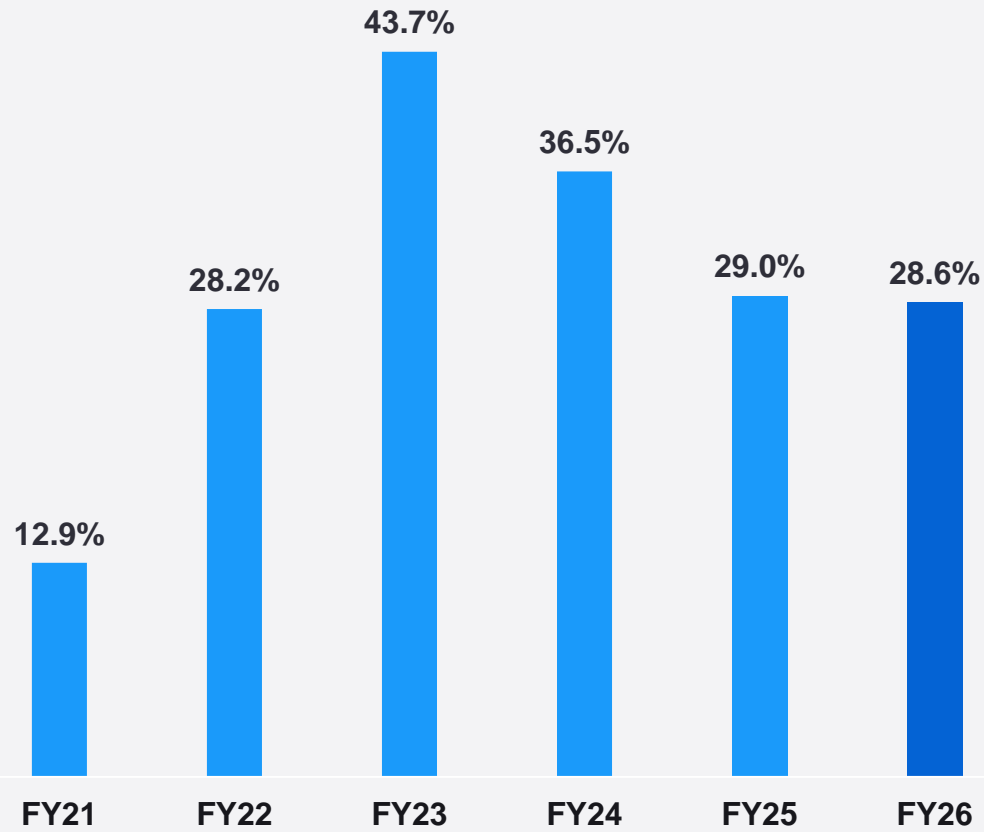


## PAT & PAT Margin

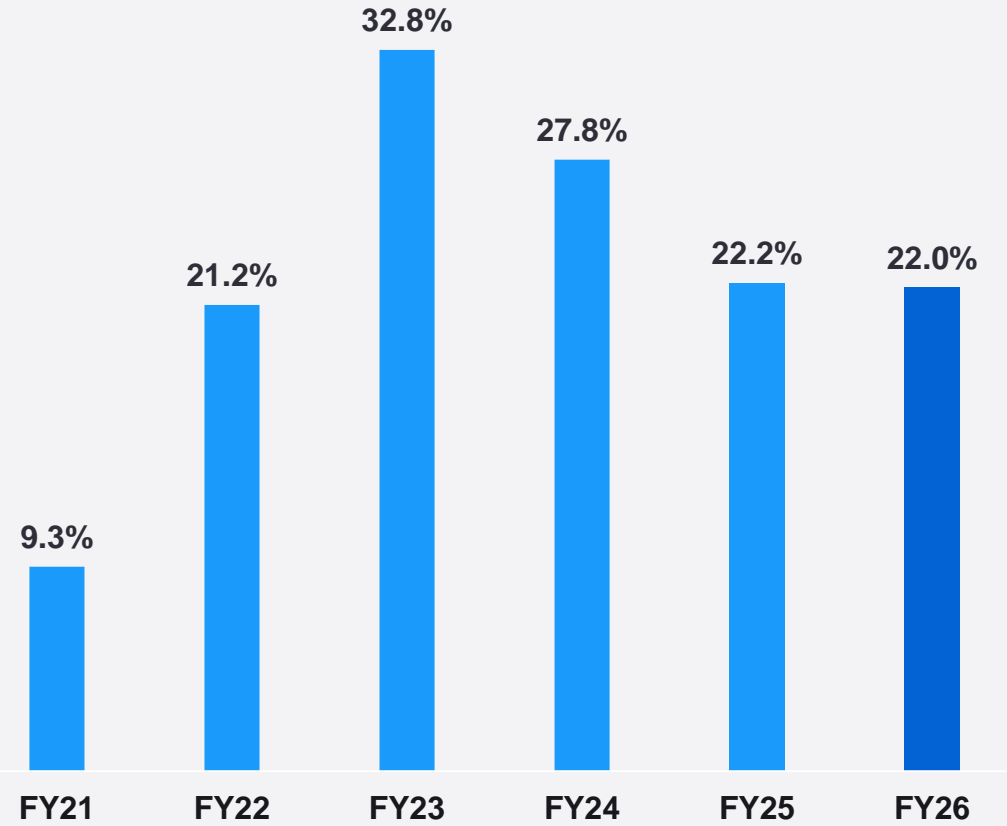


# Balance Sheet Ratios

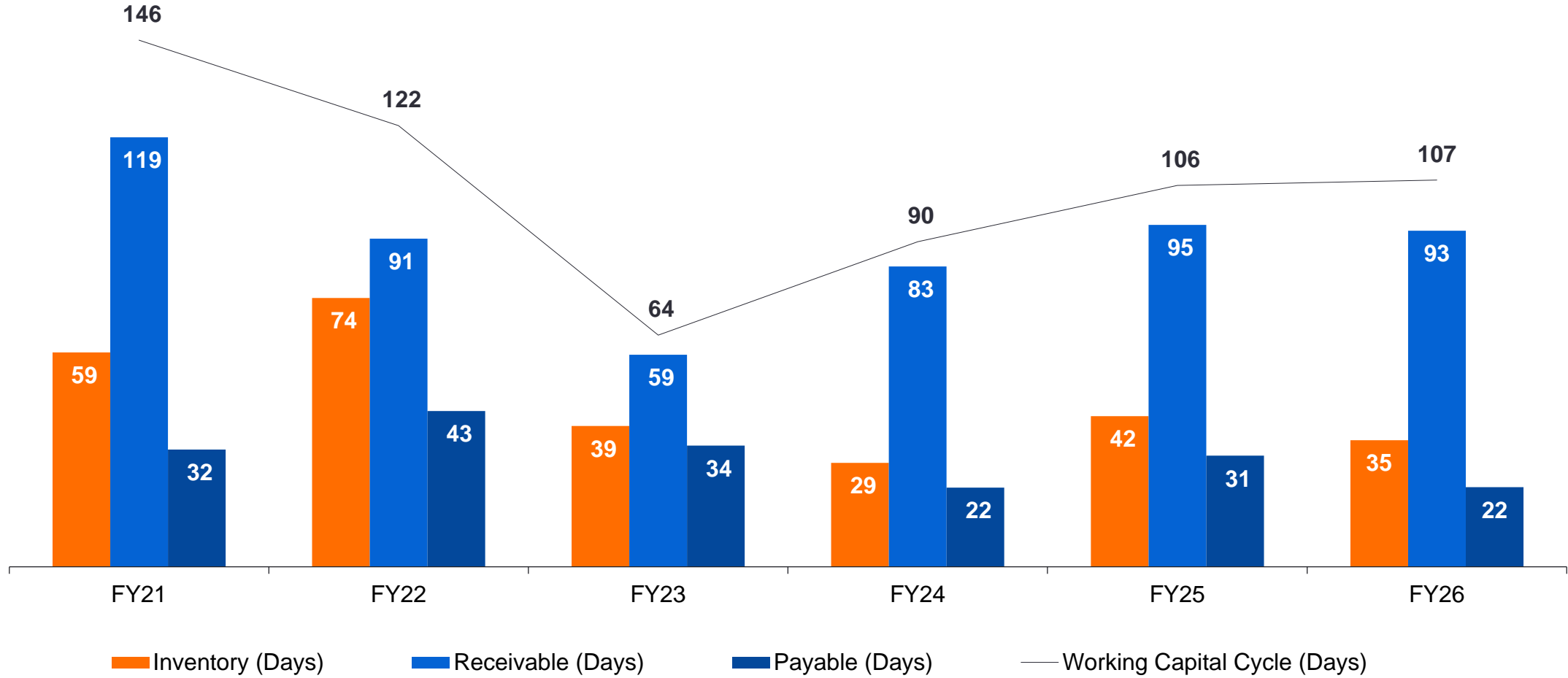
## RoCE



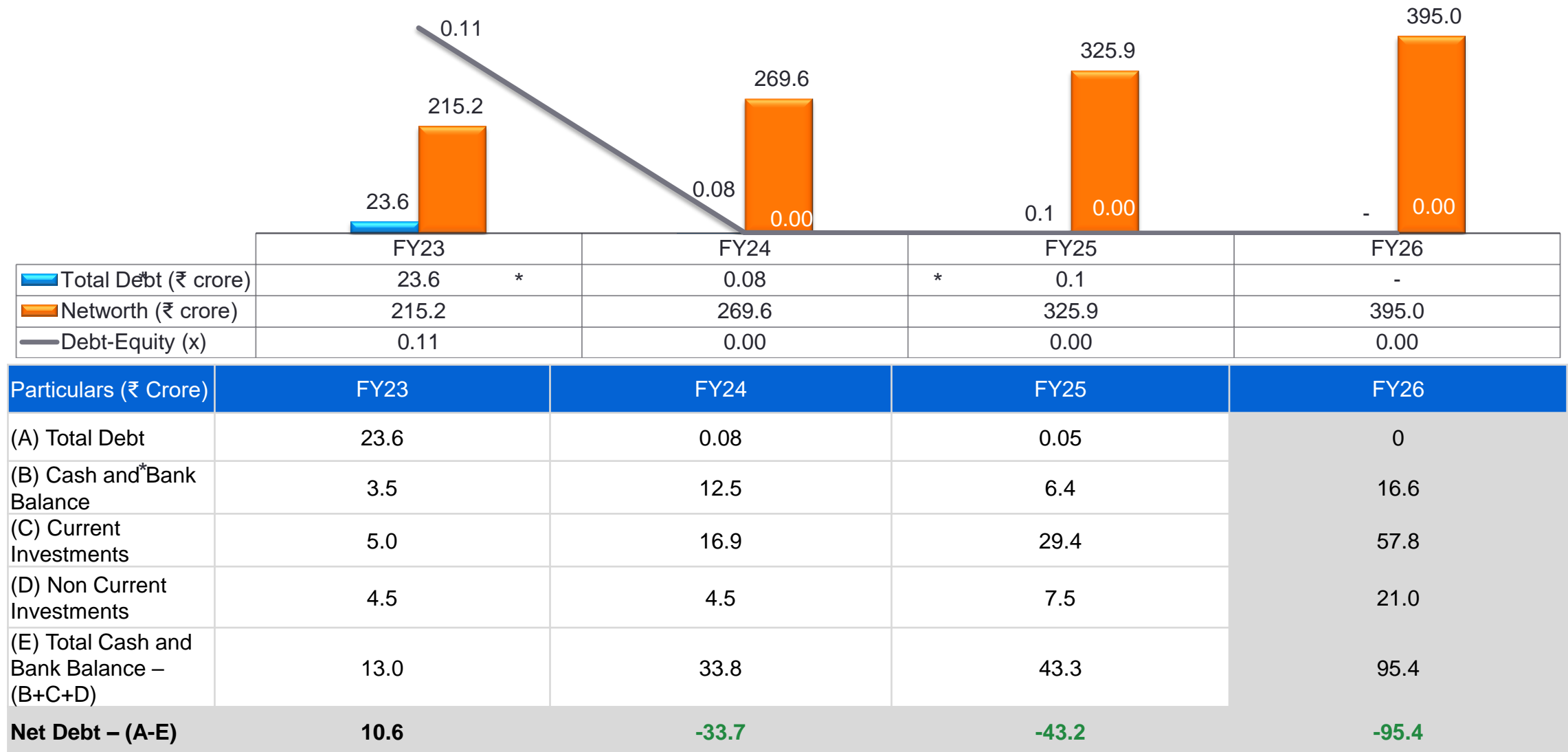
## RoE



# Prudent Working Capital Cycle



# Prudent Leverage Management



03.

# Outlook & Rationalization Measures

# Outlook for FY27

## Growth Prospect

Expecting more than 20% growth in FY27

## Sectorial Outlook

Mining and earthmoving will be key sectors. GET and defence industries are expected to ramp up.

## Renewable Energy

Company's new 2.4 MW hybrid power plant is under commissioning by 30th June, 2026. This plant is expected to generate annual power cost savings of ~Rs. 3.6 crore.

## Order Book


Adequate order book with good bookings across all our serviceable segments.

## Margins


Company is expecting to maintain margin profile at the same level

# Building Excellence: Key Pillars of Steelcast's Enduring Success


Reliable quality supplier with long association with marquee customers




Adequate capacity with ramp-up capabilities



Seasoned and experienced management team and skilled work force



Six decades robust experience of surviving and sustaining business cycles



China + 1 scenario helping Steelcast to be a preferred supplier



Balanced portfolio of domestic & export customers



# Strategy to Explore Potential Growth Opportunities

Entry in New Geographies

Strengthening business relationship with the existing customers

Adding new sectors

Enhancing component basket through new product development

Provides ready to use/machined parts

## Short Term

- Elevated Commodity Prices resulting in uptrend in business
- Export demand expected to be at a higher level

**Future  
Growth  
Outlook**

## Medium Term

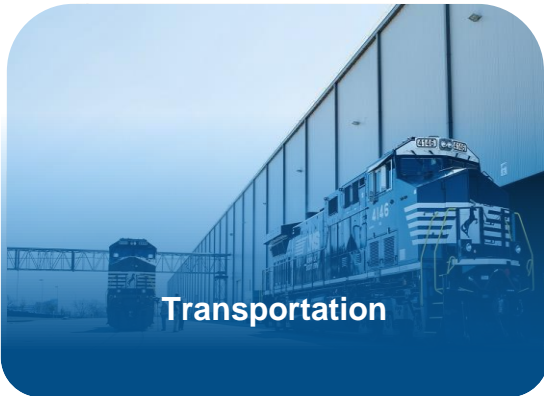
- Domestic demand is expected to pick up now
- Exploring addition of new countries to de-risk export business

04.

# Strong Business Model of Steelcast

# Diversified Business Model catering to Varied OEMs in Different Industries...

## Existing Segments



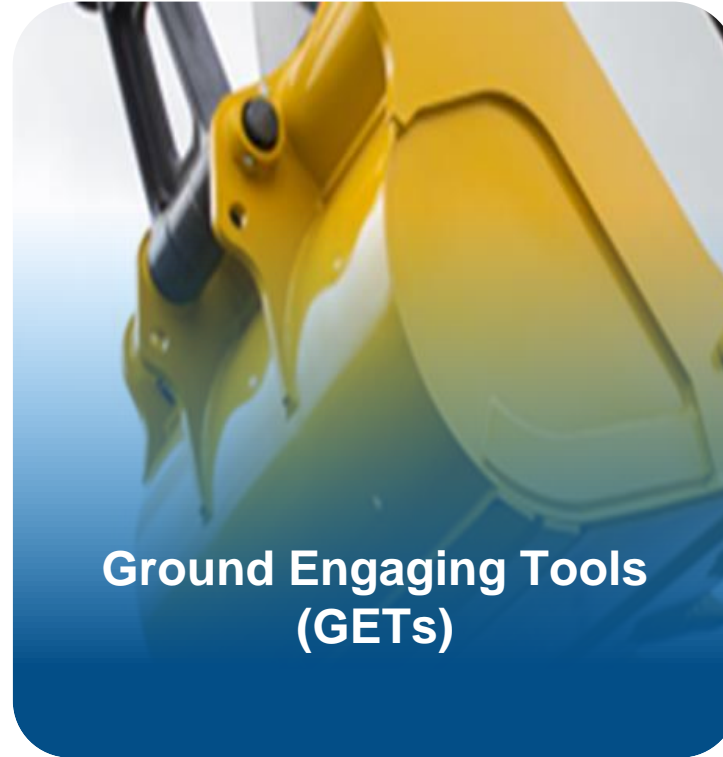
In FY27, mining and earthmoving will be the leading sectors

# Expanding our footprint to new segments

## Foray into New Segments



Railroad industry is steady at current level



This will be a focus area in FY27



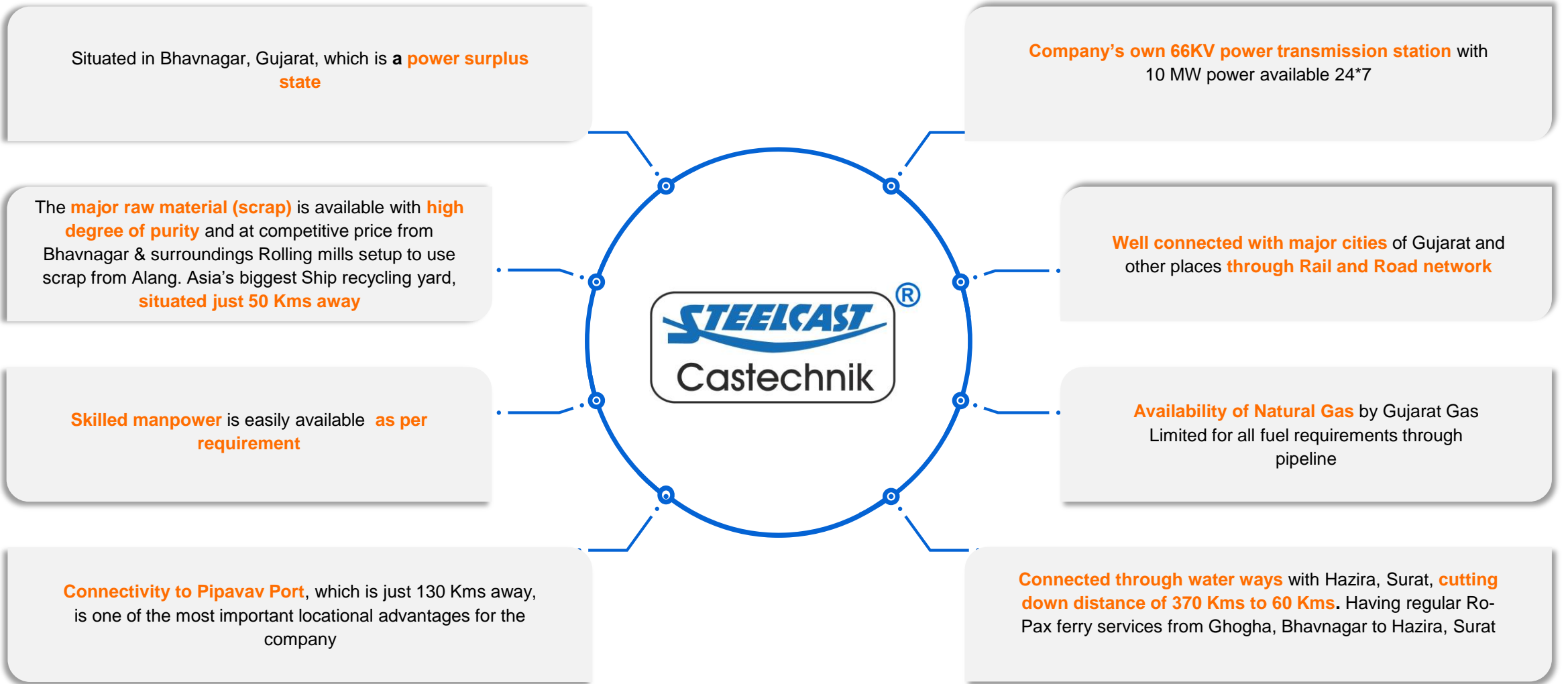
Expecting repeat orders from overseas defence

## Moats of the company :

- Cost Barrier
- High margin due to cost plus model
- Expertise spanning over decades
- Debt Free
- Entry barrier due to high replacement cost and Strong R&D and Technological Capabilities.
- Customer loyalty
- Well Experienced Team & Balanced / professional BOD
- Green Energy with Company's 11.9 MW captive power plants (9.5 MW commissioned and 2.4. MW under commissioning)
- Global Footprints - Expected to increase the presence in 18+ countries in the next 1-2 years
- Locational Advantage



# Locational Advantage



# Presence across the Globe



**“Two-Star Export House Status holder”**

We have presence in 16 countries, and we expect to increase the same in **18+ countries** in the next 1 to 2 years

Disclaimer: Map not to scale. All data, information and maps are provided “as is” without warranty or any representation of accuracy, timeliness or completeness

# Certifications & Recognitions



An ISO: 9001-2015 Company certified by TUV NORD, Germany (for Quality Management).



An ISO:45001-2018 Company certified by TUV NORD Germany (For Occupational Health & Safety Management System)



An ISO:14001-2015 Company certified by TUV NORD, Germany (for Environmental Management).



An EN:9100:2018 D company certified by TUV NORD Germany (for supplying to Aero Space industries)



An NABL (National Accreditation Board for testing Laboratories) certified company for chemical and mechanical testing of parts for Defense application.



Certified by Transportation & Power Generation Equipment Program, USA for "Foundry, "Heat Treating" &"NDT Testing"



Supplier Excellence Recognition (SER)- Certified level certification by Caterpillar Inc. USA



Class A approved foundry by Ministry of Railways, India



R&D Laboratory approved by The Department of Science & Technology, Government of India.



Two-Star Export House Status holder



Authorized Economic Operator (AEO) Tier 1



Accreditation by Association of American Rail Road (AAR)



IRIS Certification awarded to Steel Cast Ltd by TÜV NORD for manufacturing ferrous & non-ferrous casting components

# Safe Harbour

This presentation has been prepared by and is the sole responsibility of **Steelcast Limited (the “Company”)**. By accessing this presentation, you are agreeing to be bound by the trailing restrictions.

This presentation does not constitute or form part of any offer or invitation or inducement to sell or issue, or any solicitation of any offer or recommendation to purchase or subscribe for, any securities of the Company, nor shall it or any part of it or the fact of its distribution form the basis of, or be relied on in connection with, any contract or commitment thereof. In particular, this presentation is not intended to be a prospectus or offer document under the applicable laws of any jurisdiction, including India. No representation or warranty, express or implied, is made as to, and no reliance should be placed on, the fairness, accuracy, completeness or correctness of the information or opinions contained in this presentation. Such information and opinions are in all events not current after the date of this presentation. There is no obligation to update, modify or amend this communication or to otherwise notify the

recipient if the information, opinion, projection, forecast or estimate set forth herein, changes or subsequently becomes inaccurate.

Certain statements contained in this presentation that are not statements of historical fact constitute “forward-looking statements.” You can generally identify forward-looking statements by terminology such as “aim”, “anticipate”, “believe”, “continue”, “could”, “estimate”, “expect”, “intend”, “may”, “objective”, “goal”, “plan”, “potential”, “project”, “pursue”, “shall”, “should”, “will”, “would”, or other words or phrases of similar import. These forward-looking statements involve known and unknown risks, uncertainties, assumptions and other factors that may cause the Company’s actual results, performance or achievements to be materially different from any future results, performance or achievements expressed or implied by such forward-looking statements or other projections. Important factors that could cause actual results, performance or achievements to differ materially include, among others: (a) our ability to successfully implement our strategy, (b) our growth and expansion plans, (c) changes in regulatory norms applicable to the Company, (d) technological changes, (e) investment income, (f) cash flow projections, and (g) other risks.

This presentation is for general information purposes only, without regard to any specific objectives, financial situations or informational needs of any particular person. The Company may alter, modify or otherwise change in any manner the content of this presentation, without obligation to notify any person of such change or changes.



# THANK YOU



Mr. Subhash Sharma, ED & CFO  
Email : [ss@steelcast.com](mailto:ss@steelcast.com)



Kanav Khanna / Arpit Mundra

Email: [kanav.khanna@in.ey.com](mailto:kanav.khanna@in.ey.com) /  
[arpit.mundra@in.ey.com](mailto:arpit.mundra@in.ey.com)

Phone Number : +91-9910036240 / +91-  
9265185627