+91 265 6700300
PHONE

Transpek Industry Limited
Reg. Office:
4th Floor, Lilleria 1038
Gotri - Sevasi Road
Vadodara - 390021. Gujarat, (India)
Company Identification No.: L23205GJ1965PLC001343

Date: 27th November, 2026

To,
BSE Limited
P.J. Towers,
Dalal Street, Mumbai – 400 001
Ref: Scrip Code: 506687

Subject: Investor Presentation

Dear Sir/Madam,

Pursuant to Regulation 30(6) of the Securities and Exchange Board of India (Listing Obligations and Disclosure Requirements), Regulations, 2015, we enclose herewith Investor presentation for November, 2026.

The aforementioned presentation will also be uploaded on the Company's website viz. www.transpek.com.

We request you to take the above on your records and acknowledge receipt.

Thanking you,

Yours faithfully,
For Transpek Industry Limited

VYAS ALAK DEEPAK
Digitally signed by VYAS ALAK DEEPAK
Date: 2026.11.27 11:11:45 +05'30'

Alak D. Vyas
Company Secretary &
Compliance Officer

Works:
At. & Post: Ekalbara
Taluka: Padra
Dist.: Vadodara - 391 440
Gujarat (India)
Ph.: +91-2662-244444, 244318, 244309
Fax: +91-2662-244439, 244207

www.transpek.com
WEBSITE
inquiry@transpek.com
EMAIL

Advancing Sustainability.
Enabling Technology.

Transpek Industry Limited

Investor Presentation

November 2026



Safe Harbour

This presentation and the accompanying slides (the "Presentation"), which have been prepared by **Transpek Industry Limited** (the "Company"), have been prepared solely for information purposes and do not constitute any offer, recommendation or invitation to purchase or subscribe for any securities, and shall not form the basis or to be relied on in connection with any contract or binding commitment what so ever. No offering of securities of the Company will be made except by means of a statutory offering document containing detailed information about the Company.

This Presentation has been prepared by the Company based on information and data which the Company considers reliable, but the Company makes no representation or warranty, express or implied, whatsoever, and no reliance shall be placed on, the truth, accuracy, completeness, fairness and reasonableness of the contents of this Presentation. This Presentation may not be all inclusive and may not contain all of the information that you may consider material. Any liability in respect of the contents of, or any omission from, this Presentation is expressly excluded.

Certain matters discussed in this Presentation may contain statements regarding the Company's market opportunity and business prospects that are individually and collectively forward-looking statements. Such forward-looking statements are not guarantees of future performance and are subject to known and unknown risks, uncertainties and assumptions that are difficult to predict. These risks and uncertainties include, but are not limited to, the performance of the Indian economy and of the economies of various international markets, the performance of the industry in India and world-wide, competition, the company's ability to successfully implement its strategy, the Company's future levels of growth and expansion, technological implementation, changes and advancements, changes in revenue, income or cash flows, the Company's market preferences and its exposure to market risks, as well as other risks. The Company's actual results, levels of activity, performance or achievements could differ materially and adversely from results expressed in or implied by this Presentation. The Company assumes no obligation to update any forward-looking information contained in this Presentation. Any forward-looking statements and projections made by third parties included in this Presentation are not adopted by the Company and the Company is not responsible for such third-party statements and projections.

Q2 & H1 FY27 - Financial Highlights



Business Highlights

- Total Revenue from operations grew 23.0% YoY to ₹203.4 crore in Q2 FY27, taking H1 FY27 revenue to ₹358.5 crore, up 8.2% YoY.
- EBITDA (including other income) increased 22.5% YoY to ₹38.8 crore in Q2 FY27, while H1 FY27 EBITDA stood at ₹63 crore.
- PAT grew 62.7% YoY to ₹20.6 crore in Q2 FY27, taking H1 FY27 PAT to ₹29.5 crore, up 4.6% YoY.
- The operating environment remained challenging, with elevated sulphur and chlorine prices due to supply constraints and higher energy costs.
- The Company continues to diversify its portfolio beyond acids and alkyl chlorides into higher-value chemistries, with ongoing development of two polymers, textile and polymer modifiers, and additives for coatings and adhesives.
- The Board approved the acquisition of approximately 23 acres of leasehold industrial land at Tata Steel SEZ, Gopalpur, Odisha, for ₹41 crore to establish a new chemical manufacturing facility.
- The Company continues to focus on research-led innovation, operational excellence and geographic expansion to strengthen its long-term growth prospects.
- Management remains focused on achieving its growth objectives while closely monitoring global demand and supply dynamics, including the ongoing West Asia conflict.

Performance Highlights

Revenue* (Rs. In Cr)

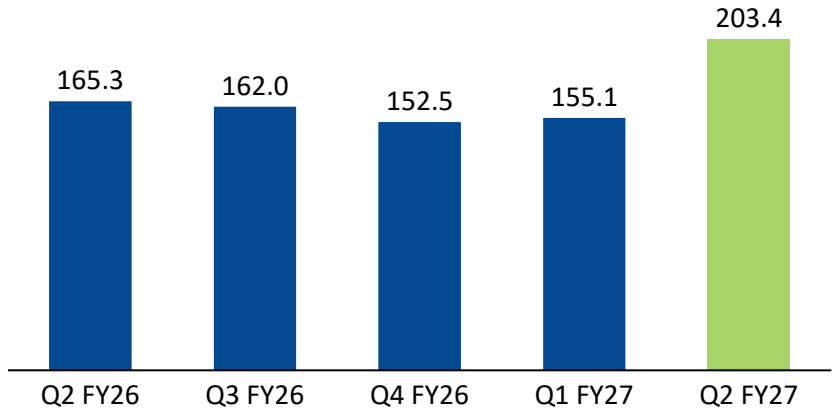

EBITDA* (Rs. In Cr)

19.2%	17.6%	14.4%	15.6%	19.1%	Margin

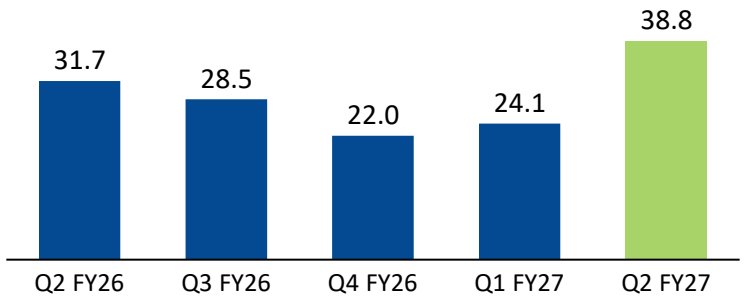

PAT (Rs. In Cr)

7.6%	6.7%	4.3%	5.8%	10.1%	Margin

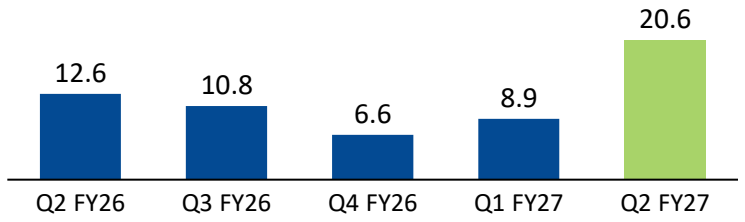

Q2 FY27 Sales Distribution based on Application

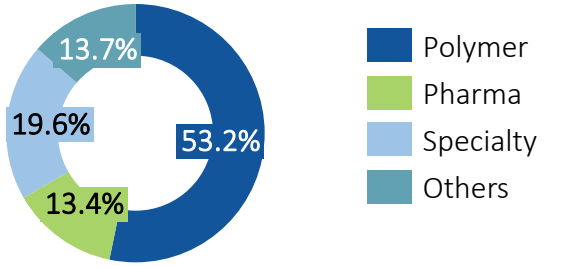

Q2 FY27 - Revenue Breakup

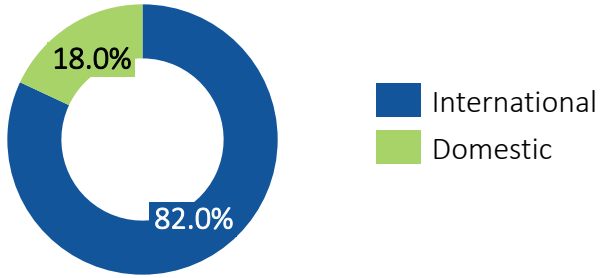

Q2 FY27 - Region wise break up

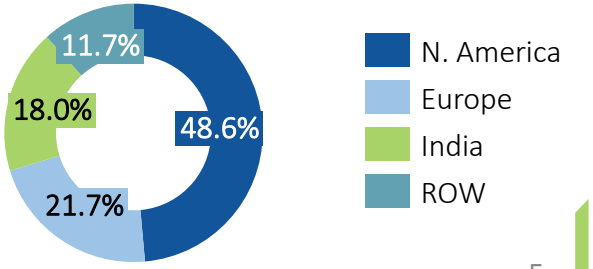

*Includes other income as major part of TIL's other income consists of Export incentives and duty drawbacks that are directly linked to the export sales

Performance Highlights

Revenue* (Rs. In Cr)

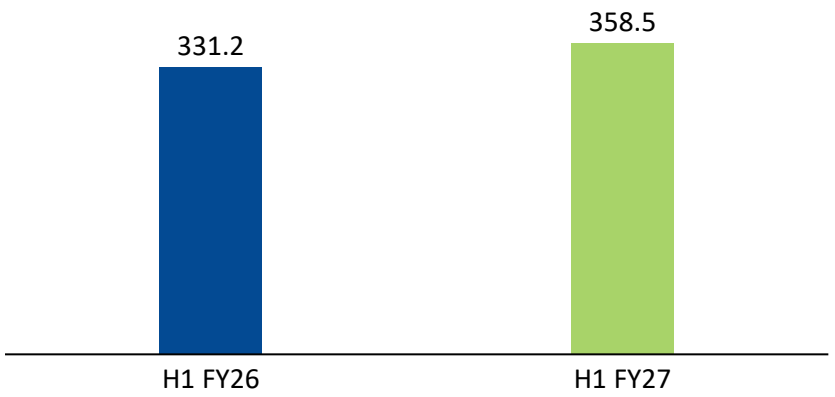

EBITDA* (Rs. In Cr)

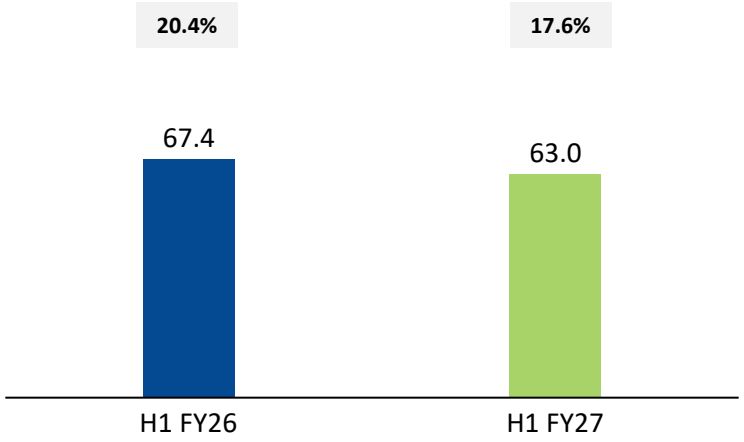

PAT (Rs. In Cr)

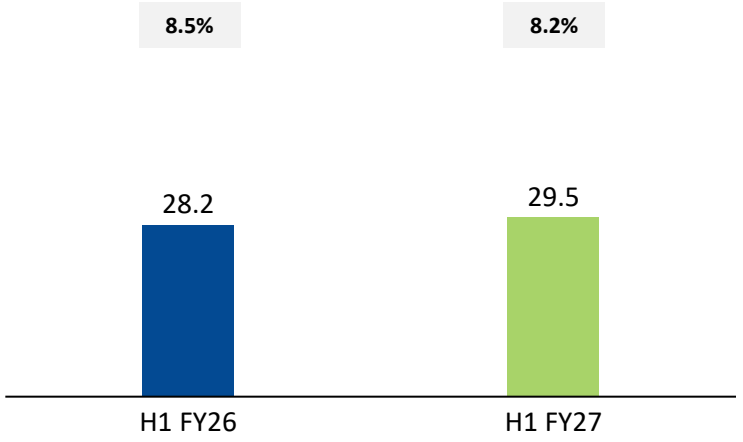

H1 FY27 Sales Distribution based on Application

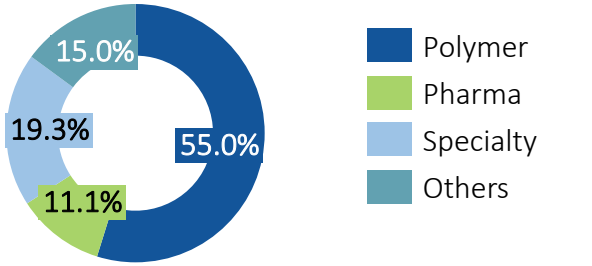

H1 FY27 - Revenue Breakup

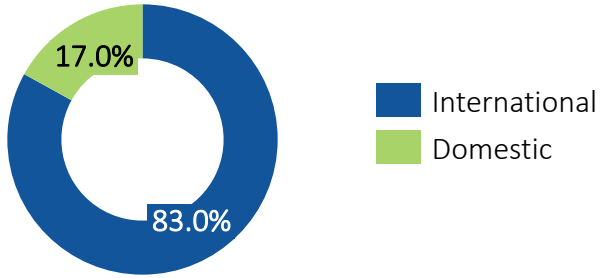

H1 FY27 - Region wise break up

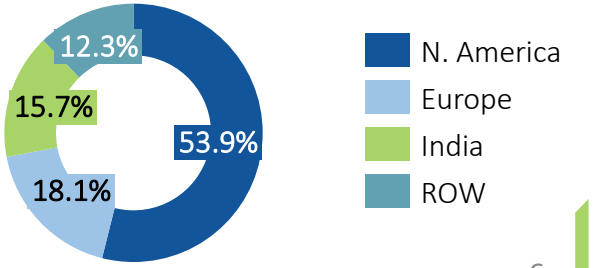

*Includes other income as major part of TIL's other income consists of Export incentives and duty drawbacks that are directly linked to the export sales

Q2 & H1 FY27 - Consolidated Profit & Loss Account

Particulars (Rs. Crores)	Q2 FY27	Q2 FY26	Y-o-Y	Q1 FY27	Q-o-Q	H1 FY27	H1 FY26	Y-o-Y
Revenue from Operations	193.6	160.3		151.1		344.6	314.5	
Other Income	9.8	5.0		4.0		13.8	16.7	
Total Revenue from operations	**203.4**	**165.3**	***23.0%***	**155.1**	***31.2%***	**358.5**	**331.2**	***8.2%***
Cost of materials consumed	119.3	76.2		87.2		206.5	153.1	
Purchases of stock-in-trade	0.0	0.0		0.0		0.0	0.0	
Changes in inventories	-14.0	-3.6		-14.6		-28.5	-3.9	
Total Raw Material	**105.3**	**72.5**		**72.6**		**178.0**	**149.2**	
Employee Expenses	17.3	18.1		18.4		35.7	36.5	
Other Expenses	42.0	42.9		39.8		81.8	78.1	
EBITDA (Including Other Income)	**38.8**	**31.7**	***22.5%***	**24.1**	***60.9%***	**63.0**	**67.4**	***-6.6%***
EBITDA Margin (%)	***19.1%***	***19.2%***		***15.6%***		***17.6%***	***20.4%***	
Depreciation	10.2	12.3		10.8		21.0	24.7	
EBIT	**28.7**	**19.4**		**13.3**		**42.0**	**42.8**	
EBIT Margin (%)	***14.1%***	***11.7%***		***8.6%***		***11.7%***	***12.9%***	
Finance Cost	1.6	2.4		1.5		3.1	4.9	
Profit before Tax	**27.1**	**17.0**		**11.8**		**38.9**	**37.9**	
Tax	6.5	4.3		2.9		9.4	9.7	
Profit After Tax	**20.6**	**12.6**	***62.7%***	**8.9**	***130.4%***	**29.5**	**28.2**	***4.5%***
PAT Margin (%)	***10.1%***	***7.6%***		***5.8%***		***8.2%***	***8.5%***	
EPS (in Rs.)	36.82	22.62		15.98		52.81	50.52	

Sep'26 – Consolidated Balance Sheet

Liabilities (Rs. Crores)	Sep-26	Mar-26
Equity		
Equity Share capital	5.6	5.6
Other Equity	791.2	761.9
Total Equity	**796.8**	**767.4**
Financial liabilities		
(i) Borrowings	9.8	14.4
(ii) Lease liabilities	7.5	14.9
Provisions	3.3	3.5
Deferred tax liabilities (Net)	77.1	75.5
Total Non Current Liabilities	**97.7**	**108.2**
Financial liabilities		
(i) Borrowings	64.4	28.1
(ii) Trade Payables	91.1	69.4
(iii) Other financial liabilities	15.0	13.3
(iv) Lease liabilities	14.9	17.1
Provisions	0.9	1.4
Other current liabilities	11.4	3.4
Current tax liabilities (Net)	0.0	-
Total Current Liabilities	**197.6**	**132.7**
Total Equity and Liabilities	**1,092.1**	**1,008.3**

Assets (Rs. Crores)	Sep-26	Mar-26
Non Current assets		
Property, Plant and Equipment	315.4	318.6
Capital work-in-progress	21.2	4.6
Right to use of lease assets	16.6	24.4
Other Intangible assets	0.0	0.0
Financial Assets		
Investments	328.8	316.5
(i)Loans	-	-
(ii) Other financial assets	3.3	4.4
Other non-current assets	4.6	3.3
Total Non Current Assets	**689.9**	**671.8**
Current Assets		
Inventories	100.9	50.3
Financial Assets		
(i) Trade receivables	170.6	150.3
(ii) Cash and cash equivalents	26.1	57.8
(iii) Bank balances other than above	80.6	57.3
(iv) Loans	0.0	-
(v) Other financial assets	4.6	2.1
Other current assets	19.3	18.7
Total Current Assets	**402.1**	**336.5**
Total Assets	**1,092.1**	**1,008.3**

Sep'26 – Consolidated Cash Flow Statement

Particulars (Rs. Crores)	Sep-26	Sep-25
Net Profit Before Tax	**38.9**	**37.9**
Adjustments for: Non-Cash Items / Other Investment or Financial Items	14.9	21.5
Operating profit before working capital changes	**53.8**	**59.4**
Changes in working capital	-40.3	-4.5
Cash generated from Operations	**13.4**	**54.9**
Direct taxes paid (net of refund)	-9.4	-6.0
Net Cash from Operating Activities	**4.0**	**48.9**
Net Cash from Investing Activities	**-44.9**	**-45.8**
Net Cash from Financing Activities	**9.2**	**-40.8**
Net Decrease in Cash and Cash equivalents	**-31.7**	**-37.7**
Add: Cash & Cash equivalents at the beginning of the period	57.8	56.5
Cash & Cash equivalents at the end of the period	**26.1**	**18.8**

Received Ecovadis Gold Award & Responsible Care





- Awarded the prestigious EcoVadis 'Gold Medal' for outstanding sustainability performance.
- Recognized for excellence in Environment, Labor & Human Rights, Ethics, and Sustainable Procurement.
- This achievement ranks the company among the top 5% of all companies evaluated by EcoVadis in the Chemical Sector.

- Received the certificate to use the Responsible Care logo, an Indian Chemical Council initiative focused on continuous improvement in safety, health and environmental performance, along with open and transparent communication with stakeholders.
- The certification is valid for three years, from July 2026 to June 2029.

Transpek at Glance



About us



Environment Protection

Founded by Shri. Govindji Shroff in 1965





Over three decades of presence in the international market

Part of Excel group of companies

Over 5 decades experience in Sulphur and Chlorine Chemistry

Creative Chemistry





Customer Focus

Exploring every possible compound from Sulphur and Chlorine

Headquartered in Vadodara, - approximately 400 kms from Nhava Sheva



Our journey over five decades

1965
Incorporated Transpek Industry Pvt. Ltd. for manufacturing Acrylic Sheets

1968
Strategic diversification to chemical manufacturing business

1978
Invitation to public for Initial Public Offer

1979
Started manufacturing of Thionyl Chloride (First Company to do so in Asia)

1986
Started Exporting Chemicals and manufacturing Chloro Acetyl Chloride (First Indian Company to do so)

2000
Transferred Sulphoxylates Division to Transpek Silox Industry Ltd.

2004
Set up of First Multi Purpose Acid Chloride Plant

2012-17
Significant strategic shift from Thionyl Chloride to various Acid Chlorides

Long term supply agreement with global chemical giant

2018
Started supplying under long term supply agreement and became big global player in acid chlorides

Certified with ISO 50001 & ISO 45001

2022-23
Received Responsible Care Certification and Energy Conservation Award for Energy Conservation Activities

2025
Awarded EcoVadis 'Gold Medal' for outstanding sustainability performance

Certified with ISO 27001

2026
Renewed the Responsible Care Certification for 3 years

Board approved acquisition of land in Odisha for setting up a new manufacturing facility

Our products are supplied to varied industries

Leading global supplier for **'Chlorinated Products'** to various industry sectors ranging from Pharmaceuticals, Agrochemicals and dyes to pigments.

Polymers



Pharma



Specialty Chemicals



Agro Chemicals



Cosmetics



Dyes



FY26 Sales Distribution based on Application

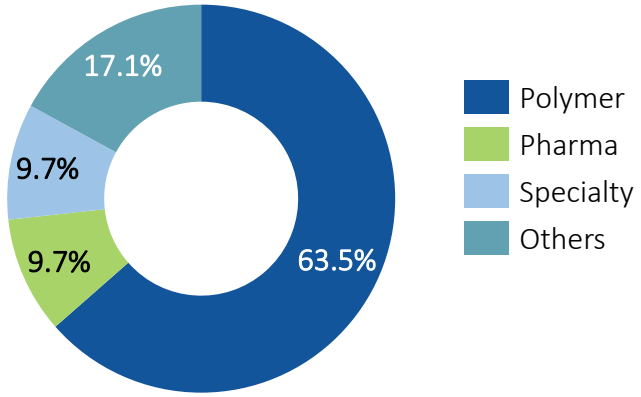

Our products have multiple applications

Diversified Products Across India's Fastest Growing Industries

Specialty Chemicals

- 2, 4, 6 Trimethyl Benzoyl Chloride
- Octanoyl chloride
- Propargyl Chloride Solution

Surfactants

- Cocoyl Chloride
- Diethylene Glycol Dichloride
- Isononanoyl Chloride
- Lauroyl chloride

Agrochemicals

- 2-Methoxyethyl chloride
- 2-Propoxyethyl chloride
- Methoxyacetyl chloride
- n-Butyryl chloride
- n-Valeroyl Chloride
- Octanoyl chloride
- Propargyl Chloride Solution
- Sulphur Dichloride
- Thionyl Chloride

Dyes

- 2-Chloroethylamine Hydrochloride Solution
- Isophthaloyl Chloride
- m-Nitrobenzoyl chloride
- p-Nitrobenzoyl Chloride
- Sulphur Dichloride
- Sulphur Monochloride
- Terephthaloyl chloride
- Thionyl Chloride

Polymers

- 2-Ethylhexanoyl chloride
- Isononanoyl Chloride
- Isophthaloyl Chloride
- Neodecanoyl Chloride
- Octanoyl chloride
- Pivaloyl chloride
- Terephthaloyl chloride

Pharma

- 2-Chloroethylamine Hydrochloride Solution
- 4-Chlorobutyryl Chloride
- 2-Methoxyethyl chloride
- Diethylene Glycol Dichloride
- Isobutyryl chloride
- Lauroyl chloride
- Methoxyacetyl chloride
- n-Butyryl chloride
- n-Decanoyl chloride
- n-Octyl chloride
- n-Valeroyl Chloride
- o-Toluoyl chloride
- Octanoyl chloride
- Pivaloyl chloride
- p-Nitrobenzoyl Chloride
- Propargyl Chloride Solution
- Sulphur Dichloride
- Triethyleneglycol Dichloride
- Thionyl Chloride



"The company has a **strong experience** in manufacturing of products using chlorinated chemistry presenting **unending opportunities for supply of intermediates and specialty chemicals** suitable for **multiple applications**".

Our capabilities developed over years

Research & Development

- In house development of products
- DSIR approved R&D Facility
- R&D Lab approved by MS University of Baroda for PhD research
- Kilo lab and Pilot plants for trials before commercializing plants

Logistics

- Over 600 ISO tank management with own ISO tank repairs and cleaning stations

Customer Base

- Long lasting and strong relationship with domestic and international buyers

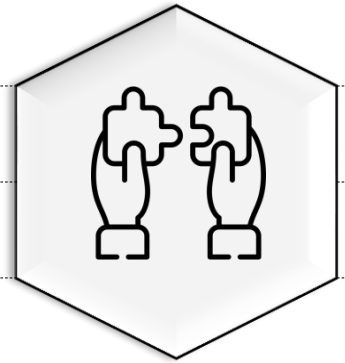

Sustainability Ratings

- ECOVADIS Sustainability platform – the company is rated very high with **'Gold Badge'**
- One of those few Indian companies to have a separate Process safety function which was set up many years back.

ecovadis
Business Sustainability Ratings

Manufacturing Capabilities

- Over 50 years of experience
- Unique recycling system with closed loop chemistry
- Expertise in chlorination chemistry

Supply Chain

- Stable association with vendors and service providers

Our clients trust in our capabilities & chemistries

Company has built an excellent reputation globally – Testament to our Reliability and Trustworthiness

Contract Period

10 years

Exclusive contract with a

'MNC Giant'

Products

Supply of **'Acid Chlorides'**

Global Player

'Global Recognition and Visibility'

- Long-term supply agreement commenced from 1st January 2018
- High performance product with dedicated manufacturing facility
- Positive effect on the turnover of the Company
- Augmented already solid reputation among Global Chemical Giants.
- EPS accretive

Our plants are multipurpose and multiproduct



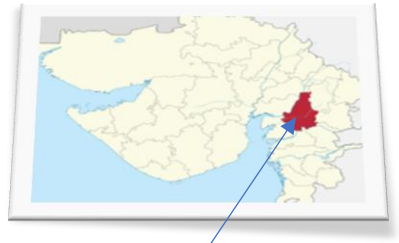

Ekalbara

Located **~25 km away from the headquarter location at Vadodara, Gujarat.**

- Dedicated **multipurpose and multiproduct plants spread over 100 acres with total production capacity of 66,000 MTPA.**
- Having an expert team of engineers for **Process Scale-up, Plant Design, Erection, and Commissioning**
- Having a facility to take up **contract manufacturing as well as job work facility for our customers to provide them economically viable solutions.**
- Handle projects for global clients in the areas of **pharmaceuticals, agrochemicals and specialty chemicals by deploying our expertise in chlorination technology along with other core technologies**

- Strategically located in largest chemical manufacturing zone
- ~ 400 kms away from Nhava Sheva Seaport, Mumbai
- Mundra, Pipavav and Hazira seaports are also well in reach
- Vadodara is also having ICD (Inland Container Depot) which is well connected to rail network with different regional ports

Note: Maps not to scale. All data, information, and maps are provided "as is" without warranty or any representation of accuracy, timeliness or completeness

Our R & D facility is recognized by Government of India



Research & Development

- Developed a comprehensive in-house R&D facility **recognized by the Department of Science & Technology, Government of India, which is equipped with latest technology and equipment**
- **Every new and existing product** undergoes a constant research at our lab
- Derived **competitive edge in manufacturing of Acid Chlorides and Alkyl Chlorides, which have wide applications.** We have developed several products and started its commercial production and supply.
- We have the **facility of gram lab, kilo lab and pilot plant to scale up the process.**
- It also **approved by Maharaja Sayajirao University of Vadodara for allowing students pursuing Doctorate of Philosophy (Ph. D) to conduct research and experiments.**

Our top management is committed to process safety

PHA

- Process Hazard Analysis conducted for all products and processes

Top Management

- Total commitment and involvement of the top management in process safety

Compliance

- Frequent and Regular Audits
- Time bound corrective and preventive actions

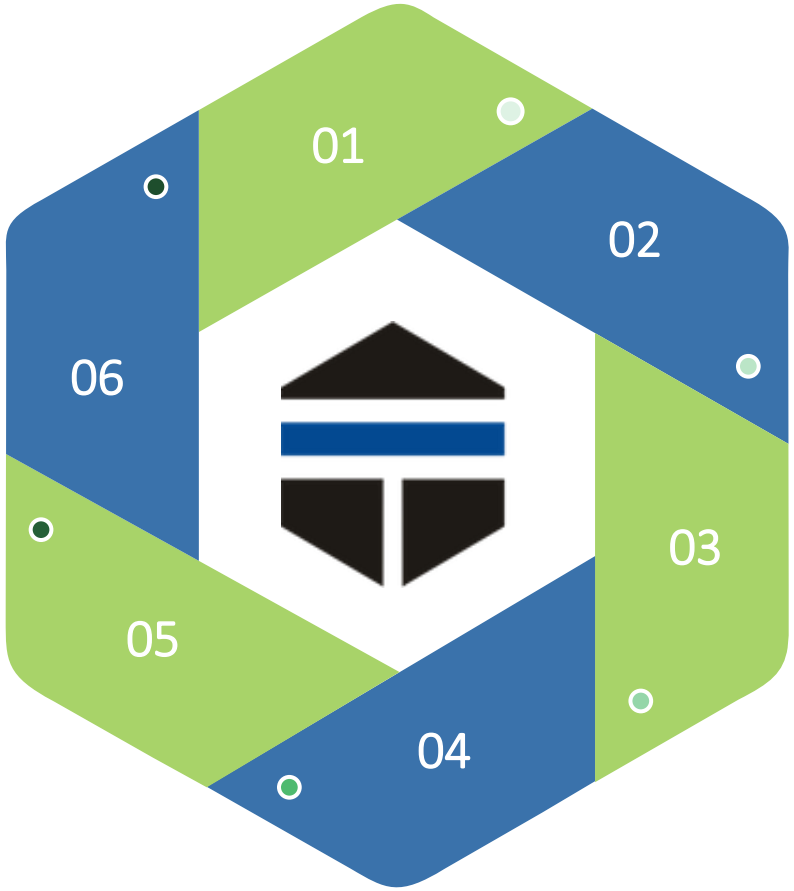

Chemical Release

- Dispersion Modeling Studies
- Storage Quantity Reduction
- Mechanical Integrity of Equipment

PSSR

- Pre-Startup safety revisions for new and changed processes

Management of Change

- Well defined process for change
- Comprehensive Review for changes and pre implementation studies

Separate Process Safety Management Team

- Chemical Engineers
- Chemists
- Safety Professionals
- Automation Professionals

Our transportation is safe, systematic and sustainable





Logistics

- Safe, systematic and sustainable transportation is a **key challenge to ever changing global chemical industry**
- **Pioneers in developing in-house ISO Tank station which is well equipped with state-of-the-art technology**
- We manage over 600 ISO Tanks for safe and secure transportation of our products
- Each tank is closely monitored for its efficient utilization and periodically inspected by competent authority
- Our team provides end to end support to deliver the material in ISO Tanks
- **Facilitated many customers in transitioning to use ISO Tanks using our technological competence**

Packaging

- We offer different sizes of drum packing for our products which are **UN approved and certified by Indian Institute of Packaging**
- All packing, marking and labeling are prepare & ship **as per IMDG and IATA guidelines**

Our products are delivered across the globe

One of the Pioneering Global Exporters from India since 1986

Long term relations with Leading Global Chemical Giants



MAKE IN INDIA

For India & The World

Presence across 16 Countries

FY26 - Revenue Breakup

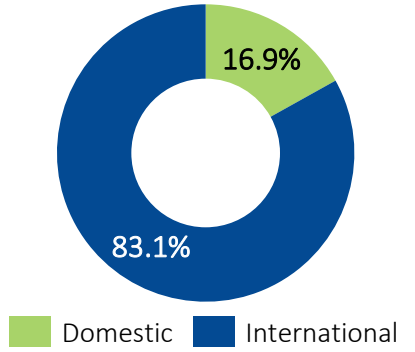

FY26 - Region-wise Breakup

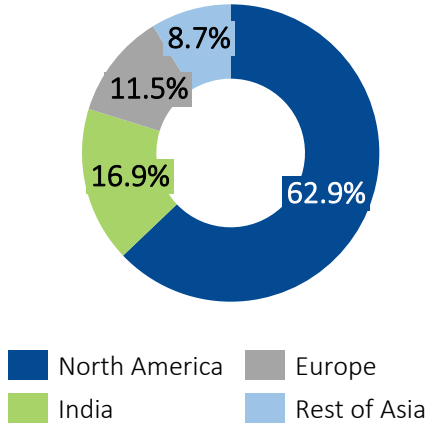

Note: Maps not to scale. All data, information, and maps are provided "as is" without warranty or any representation of accuracy, timeliness or completeness

Our board has vast industry experience



Mr. Ashwin C. Shroff | Chairman

A science graduate, Mr. Shroff has played a pivotal role in advancing the growth of industrial chemicals, agrochemicals, and environmental businesses. He served as the President of the Indian Chemical Council from 1996 to 1998 and is a current member of both the FICCI Environment Committee and the FICCI Chemicals Committee.



Mr. Bimal Mehta | Managing Director

Professionally qualified as a CA, Mr. Mehta has held senior level positions in both Indian and multinational companies. With 33 years of experience, he brings expertise in business strategy, market growth, customer relationships, and finance.



Mr. Dipesh K. Shroff | Director

Mr. Dipesh Shroff holds a Diploma in Civil Engineering, an M.E.P. from IIM Ahmedabad, and an OPM from Harvard Business School, Boston. He is currently the Managing Director of Agrocel Industries Private Limited.



Mr. Ravi A. Shroff | Director

Mr. Ravi Shroff holds a B.E. in Chemical Engineering and an M.S. in Chemistry. He is a director in several private limited companies and one investment company, and he is also a partner in multiple partnerships. Currently, he is serving as the Managing Director of Excel Industries Limited.



Mr. Rajeev Pandia | Independent Director

A Chemical Engineering graduate from IIT Bombay with a master's from Stanford University, served as President of the Indian Chemical Council (2000–2002) and led Herdillia Chemicals Limited (later SI Group – India Limited) as Vice Chairman and Managing Director from 1992 to 2008. He is also an independent director for several companies.



Mr. Anandmohan Tiwari | Independent Director

Mr. Tiwari has served for 34 years as a member of the Indian Administrative Service, dedicating 20 of those years to the social sector, focussing on women's empowerment, rural and tribal development, education, and CSR. His executive roles include serving as Managing Director at Gujarat Narmada Valley Fertilizers Company, Gujarat Alkalies and Chemicals Limited, Vadodara, and Gujarat State Fertilizers & Chemicals Limited, Vadodara.



Mr. Vijay Maniar | Independent Director

Shri Vijay Maniar, a fellow member of the Institute of Chartered Accountants of India with over 39 years of experience, ran his practice from 1985 to 1999. He then served with S.R. Batliboi & Co. LLP until 2021, specializing in statutory audits of large companies. Since January 2022, he has been an advisor and mentor at ASA & Associates' Mumbai branch and serves as an Independent Director for India Infradebt Limited and FDC Limited.



Ms. Rita Teaotia | Independent Director

Ms. Rita Teaotia, a 1981 batch IAS officer of the Gujarat cadre, has over 40 years of experience. She served as Managing Director of GIPCL, Commerce Secretary (2015–2018), and later Chairperson of the Food Safety and Standards Authority of India from November 2018.



Mr. Maulik D. Mehta | Independent Director

With over 16 years of experience, he holds a Bachelor of Business Administration, a Master's in Industrial and Organizational Psychology, and has completed the Owner/President Management executive MBA program at Harvard Business School. Since June 2020, he has been serving as the Executive Director & CEO of Deepak Nitrite Limited.

Our company has adopted a sustainable method of doing business

Community Empowerment

Serving the society in various areas like health & hygiene, education, skill development, vocational training etc.

Biodiversity

Maintaining and enhancing green belt (flora and fauna) within the factory premises through afforestation and plantations

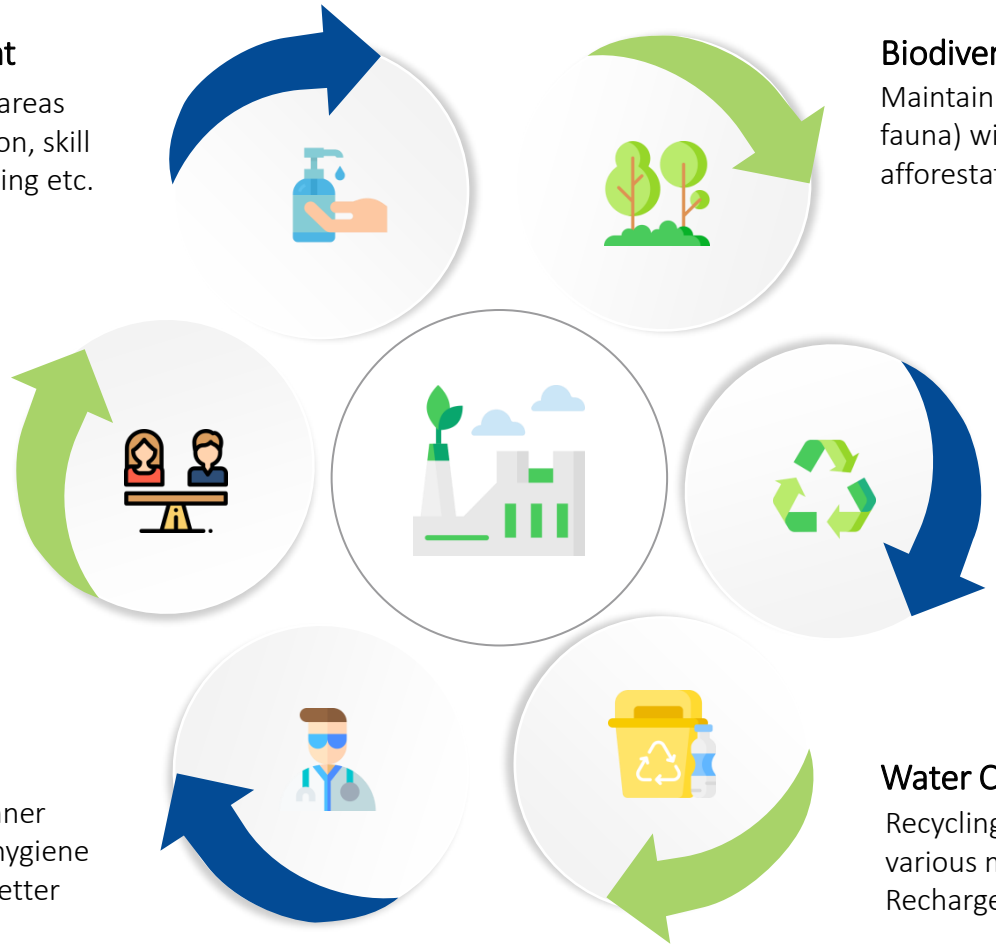

Human Rights & Gender Equality

Maintaining work culture that ensures right opportunities to all on basis of their abilities and values without any bias

Awareness about Environmental Footprint

Minimizing impact of our operations by creating sustainable value chain and conservation / recycle/ reuse of resources

Health and Safety

Conducting operations in manner that ensures safety, health & hygiene of the employees leading to better working environment

Water Conservation

Recycling and reusing water through various methods like Bio-Filter, Recharge well, etc

Well Established, Efficient & Effective Safety and Environmental Practices

Accredited with ISO 9001:2015, ISO 14001:2015, BS OHSAS 18001:2007 for Management System and ISO 50001:2011 for Energy Management System

ESG at the heart of all we do



Environment, health and safety



Rainwater harvesting and recharging



Green cover in Transpek premise



Safety is our responsibility

We have Full-fledged Effluent management system with a licensed discharge facility to the central Effluent channel
Our company has 100 acres of land with a green belt of more than 30,000 trees within its premises

Parul University CSR Awards 2025







Company was honored with an award by Parul University at the CSR Convention & Best Practices in Corporate Social Responsibility

New Awards Received







Transpek Industry Limited has emerged as the winner of the CSR Award (Large Scale Category) at the 4th GEO Excellence Awards.



Honored with the Vadodara Industrial Gaurav Award in the category of “Industry Working for Nation Building.”





Transpek Industry Limited has been honored with two prestigious awards at the FICCI Chemical & Petrochemical Awards 2025 :

- Leader in Water Management
- Sustainability Leader of the Year

Corporate social responsibility

Women Empowerment Workshops

Understanding the needs of communities, addressing them through need-based projects and making them work together to help create game changing development for sustainable growth



Vocational Training

Our vision is to actively contribute towards creating innovative and sustainable solutions in the fields of health, education, vocational training and skill building and in doing so, build a better sustainable way of life for the weaker sections of the society



Solidifying the base

Focus on all round development of children with special teaching classes for academic purpose and workshops having various activities



Health Awareness

Several sessions arranged for creating health awareness on issues like HIV, Anemia, Women's Health and hygiene, Cancer etc. Special medical check up camps are also arranged for addressing their health issues and for providing medicines and guidance to everyone



Strengthening the Foundation



Historical Financial Highlights



FY26 – Consolidated Profit & Loss Account

Particulars (Rs. Crores)	FY26	FY25	Y-o-Y
Revenue from Operations	621.2	649.9	
Other Income	24.5	28.7	
Total Revenue from operations	**645.7**	**678.6**	*-4.8%*
Cost of materials consumed	279.6	330.3	
Purchases of stock-in-trade	0.0	0.0	
Changes in inventories of finished goods, work-in-progress and stock-in-trade	11.0	2.1	
Total Raw Material	**290.6**	**332.5**	
Employee Expenses	73.3	66.6	
Other Expenses	163.9	156.1	
EBITDA (Including Other Income)	**117.9**	**123.4**	*-4.5%*
EBITDA Margin (%)	*18.3%*	*18.2%*	
Depreciation	48.6	50.0	
EBIT	**69.3**	**73.4**	*-5.6%*
EBIT Margin (%)	*10.7%*	*10.8%*	
Finance Cost	8.1	11.7	
Profit before Tax	**61.2**	**61.7**	*-0.7%*
Tax	15.5	12.9	
Profit After Tax	**45.6**	**48.7**	*-6.3%*
PAT Margin (%)	*7.1%*	*7.2%*	
EPS (in Rs.)	81.72	87.25	

Mar'26 – Consolidated Balance Sheet

Liabilities (Rs. Crores)	Mar-26	Mar-25
Equity		
Equity Share capital	5.6	5.6
Other Equity	761.9	739.7
Total Equity	**767.4**	**745.3**
Financial liabilities		
(i) Borrowings	14.4	20.6
(ii) Lease liabilities	14.9	32.2
Provisions	3.5	3.3
Deferred tax liabilities (Net)	75.5	77.3
Total Non Current Liabilities	**108.2**	**133.5**
Financial liabilities		
(i) Borrowings	28.1	16.3
(ii) Trade Payables	69.4	63.7
(iii) Other financial liabilities	13.3	11.2
(iv) Lease liabilities	17.1	25.3
Provisions	1.4	1.3
Other current liabilities	3.4	3.9
Current tax liabilities (Net)	-	-
Total Current Liabilities	**132.7**	**121.8**
Total Equity and Liabilities	**1,008.3**	**1,000.5**

Assets (Rs. Crores)	Mar-26	Mar-25
Non Current assets		
Property, Plant and Equipment	318.6	307.6
Capital work-in-progress	4.6	5.1
Right to use of lease assets	24.4	52.3
Financial Assets		
Investments	316.5	328.2
(i)Loans	-	-
(ii) Other financial assets	4.4	4.7
Other non-current assets	3.3	1.7
Total Non Current Assets	**671.8**	**699.4**
Current Assets		
Inventories	50.3	67.1
Financial Assets		
(i) Trade receivables	150.3	102.5
(ii) Cash and cash equivalents	57.8	56.5
(iii) Bank balances other than above	57.3	45.0
(iv) Loans	-	-
(v) Other financial assets	2.1	3.4
Other current assets	18.7	26.6
Total Current Assets	**336.5**	**301.1**
Total Assets	**1,008.3**	**1,000.5**

Mar'26 – Consolidated Cash Flow Statement

Particulars (Rs. Crores)	Mar-26	Mar-25
Net Profit Before Tax	**61.2**	**61.7**
Adjustments for: Non-Cash Items / Other Investment or Financial Items	46.0	56.8
Operating profit before working capital changes	**107.2**	**118.5**
Changes in working capital	-14.5	25.6
Cash generated from Operations	**92.7**	**144.1**
Direct taxes paid (net of refund)	-14.2	-9.0
Net Cash from Operating Activities	**78.5**	**135.1**
Net Cash from Investing Activities	**-37.5**	**-30.5**
Net Cash from Financing Activities	**-39.7**	**-56.2**
Net Decrease in Cash and Cash equivalents	**1.3**	**48.4**
Add: Cash & Cash equivalents at the beginning of the period	56.5	8.1
Cash & Cash equivalents at the end of the period	**57.8**	**56.5**

Consolidated Financial Highlights

Revenue* (Rs. In Cr)

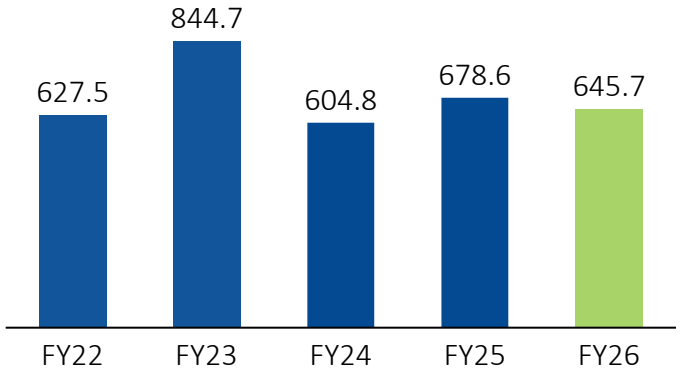

EBITDA* (Rs. In Cr)

19.8%	19.5%	17.8%	18.2%	18.3%	Margin

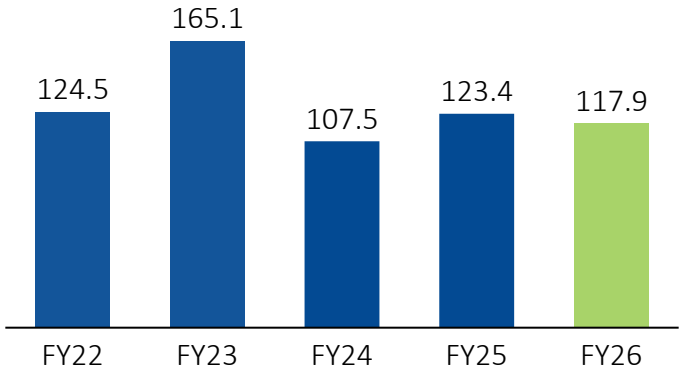

PAT (Rs. In Cr)

10.4%	9.9%	6.4%	7.2%	7.1%	Margin

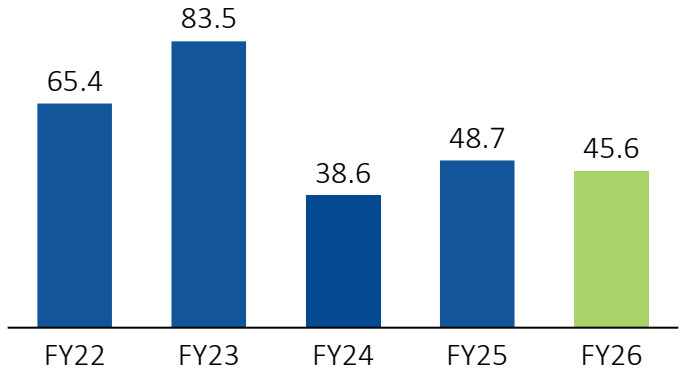

Core ROCE & ROE (%)*

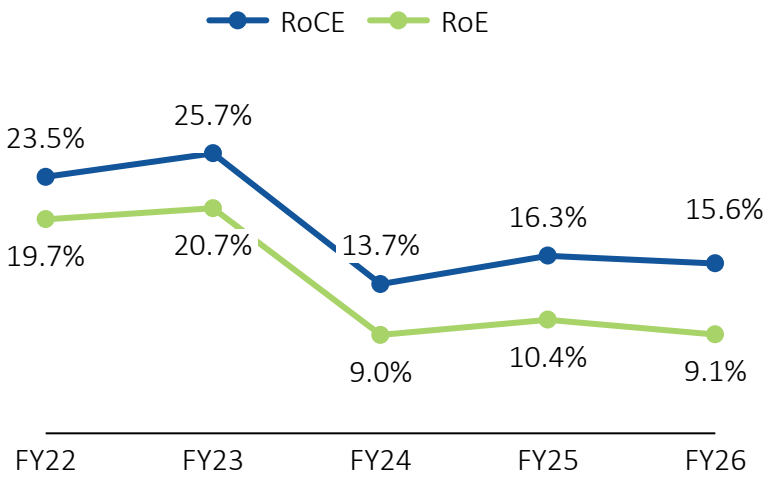

Debt (Rs. In Cr) & Debt / Equity (x)

0.27	0.13	0.07	0.05	0.06

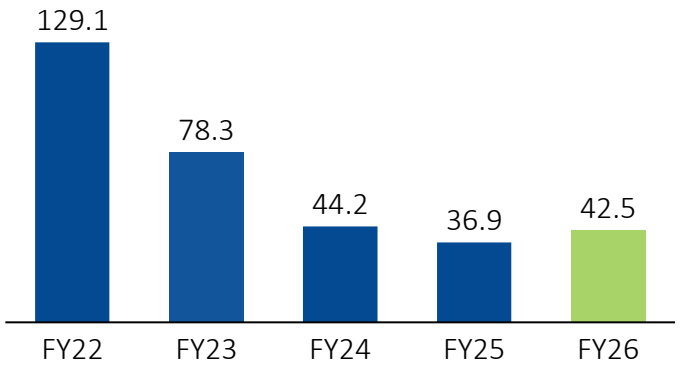

Net Working Capital^ (No. of days)

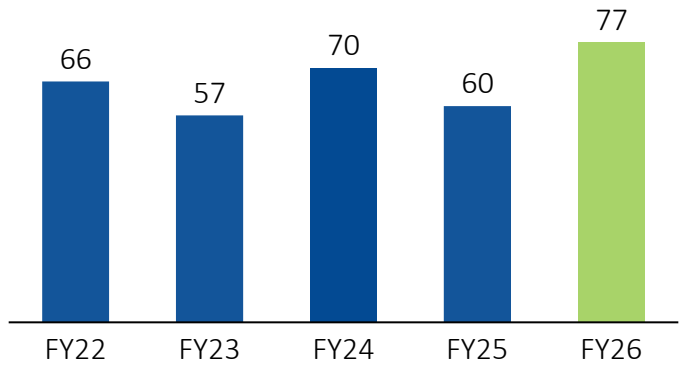

x Debt includes Long term debt, short term debt and current maturities of long-term debts payable to Banks & Financial Institutions. | ^Calculated on the basis of revenue from operations

*Core ROCE & ROE Excludes the Equity Investments through Other Comprehensive Income component in Equity & long term investment from total assets.

Consistent Dividend Performance

Dividend

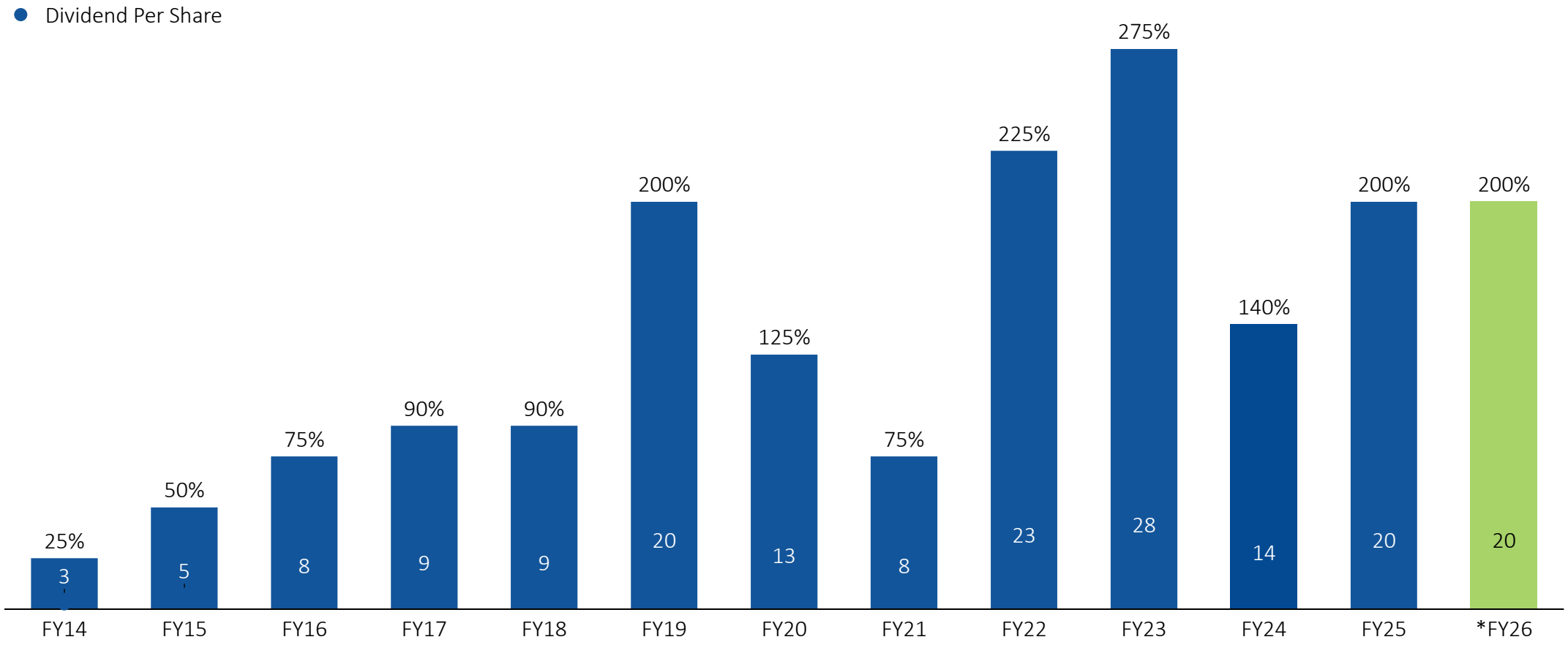

*Dividend for FY 2025-2026 will be subject to approval by share holders at ensuing Annual General meeting of the company

Way Forward



Strategic Growth

Product Development	While adding more Acid Chlorides, we have been focusing on other products that are under development at different stages. Once commercialized, these products shall provide further growth. A few products are also in advanced stage of development and expected to commercialize in 2026-2027. The Company has started strengthening talent pool by doubling its current R&D team and infrastructure in this financial year.
Geographic Expansion	The Company has been working to expand its customer base and geographical spread which will add to the overall business volumes in the coming period. Recently, business has been started with customers in Eurasia and South America. The Company has also added new products in its domestic portfolio.
Sustainability Practice	The Company continues to remain at the forefront of Sustainability Practices by continually reducing waste, recycling water, investing in renewable energy & utilisation of bio-fuel.



THANK YOU

Contact Information

Company Details:

Transpek Industry Limited
CIN: L23205GJ1965PLC001343

Mr. Alak D. Vyas
E: secretarial@transpek.com
www.transpek.com

Investor Relations Advisor :

Strategic Growth Advisors Pvt. Ltd.
CIN: U74140MH2010PTC204285

Mr. Om Kanadia / Mr. Shrikant Sangani
E: om.kanadia@sgapl.net / shrikant.sangani@sgapl.net
T: +91 84549 51156 / 9619595686
www.sgapl.net

