

# इंडियन ऑयल कॉर्पोरेशन लिमिटेड

रजिस्टर्ड ऑफिस : 'इंडियनऑयल भवन',  
जी - ९, अली यावर जंग मार्ग, बांद्रा (पूर्व), मुंबई - ४०० ०५९.

Indian Oil Corporation Limited

CIN-L23201MH1959GOI011388

Regd. Office : 'IndianOil Bhavan',  
G-9, Ali Yavar Jung Marg, Bandra (East), Mumbai - 400 051.

Tel. : 022-26447616 • Fax : 022-26447961

Email id : investors@indianoil.in • website : www.iocl.com



**IndianOil**  
A Maharatna  
Company

Secretarial Department

No. Secl/Listing

19<sup>th</sup> May 2026

<b>National Stock Exchange of India Ltd.</b> Exchange Plaza, 5 <sup>th</sup> Floor, Bandra –Kurla Complex, Bandra (E), Mumbai - 400051	<b>BSE Ltd.</b> 25 <sup>th</sup> Floor, P J Tower, Dalal Street, Mumbai – 400001
--	--

Ref: Symbol: IOC; Security Code: 530965; ISIN: INE242A01010

Dear Sir,

Sub : **Investors handout for audited financial results for the quarter and year ended 31<sup>st</sup> March 2026**

Please find attached herewith the investor handout highlighting key figures of audited financial results for the quarter and year ended 31<sup>st</sup> March 2026.

The above information is also available on the website of the Company at [www.iocl.com](http://www.iocl.com)

This is for your information and record.

Yours faithfully,

**For Indian Oil Corporation Limited**

**(Kamal Kumar Gwalani)**  
Company Secretary



# Indian Oil Corporation Limited

I n v e s t o r P r e s e n t a t i o n

Q4 & FY 2025-26



# Operational Performance Highlights for the FY 2025-26

## Refinery



Highest ever  
Crude Throughput

**75.5 MMT**

## Pipeline



Highest ever  
Pipeline Throughput

**105.6 MMT**

## Marketing



Highest ever  
Sales Volume

**105.1 MMT**

## Retail Outlets



Record Retail Outlet  
commissioning on  
National Highways

**909 ROs**

## Lubes



Record Total  
Lube Sales  
~16% growth

**905 TMT**

## Petchem



Highest ever  
Petchem sales

**3.4 MMT**

## Gas



Record  
Gas Sales

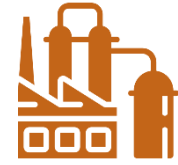
**7.3 MMT**

# Q4 & FY 25-26 Standalone Financial Highlights

*Rs/Cr if not stated separately*

Financial Highlights	Q4 2025-26	2025-26
Profit Before Tax (PBT)	15322	48784
Profit After Tax (PAT)	11378	36802
EBITDA Contribution	22345	73718
Exchange fluctuation Gain/(Loss) on		
- Crude Liability	(1375)	(2407)
- Other than Crude Liability	(2950)	(4876)
Interest		
- Interest Expenditure	1849	7969
- Interest Income	342	1688
Debt Level	110668	110668

# Q4 & FY 25-26 Standalone Operational Highlights



## Operational Highlights

Q4 2025-26

2025-26

### Refinery Operations

Throughput (MMT)	19.7	75.5
Capacity utilization (%)	113.9	107.4
Distillate Yield (%)	79.0	79.7
Fuel & Loss (%)	8.1	8.5
Utilization of High Sulphur crude (%)	61.3	56.2



### Pipeline Operations

Throughput (MMT)	27.7	105.6
Capacity utilization (%)	78.3	73.7

# Q4 & FY 25-26 Standalone Operational Highlights

MMT

## Operational Highlights

Q4 2025-26

2025-26

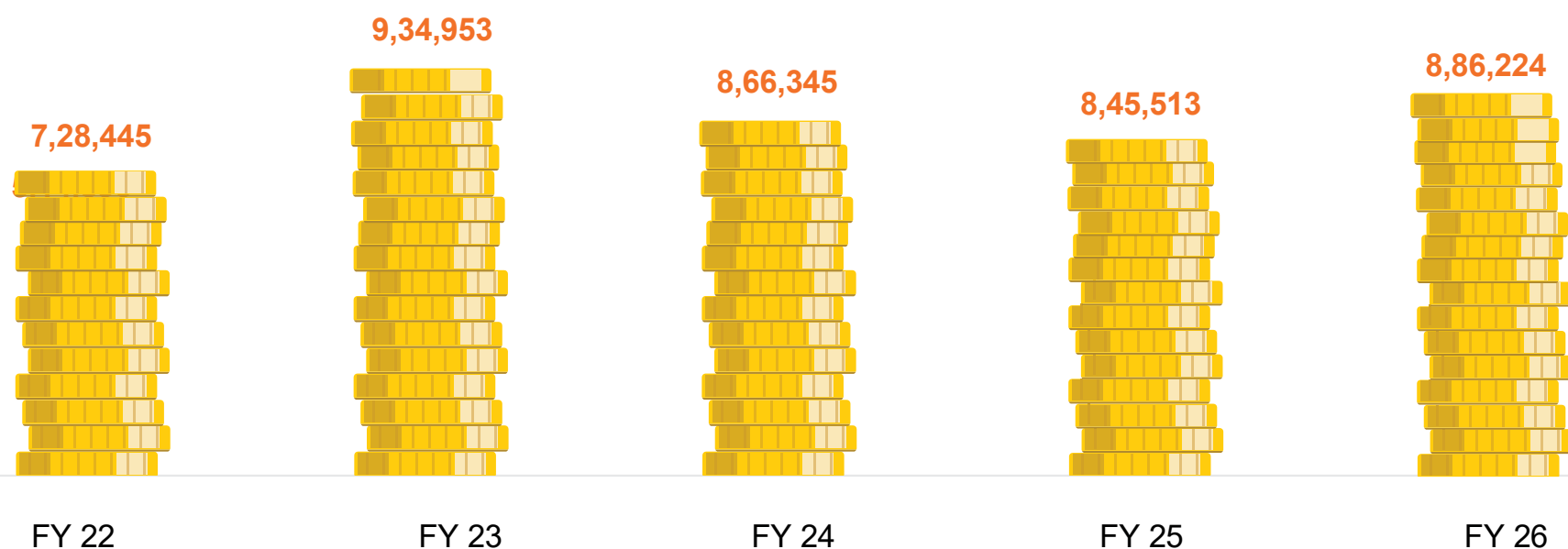


## Marketing Operations

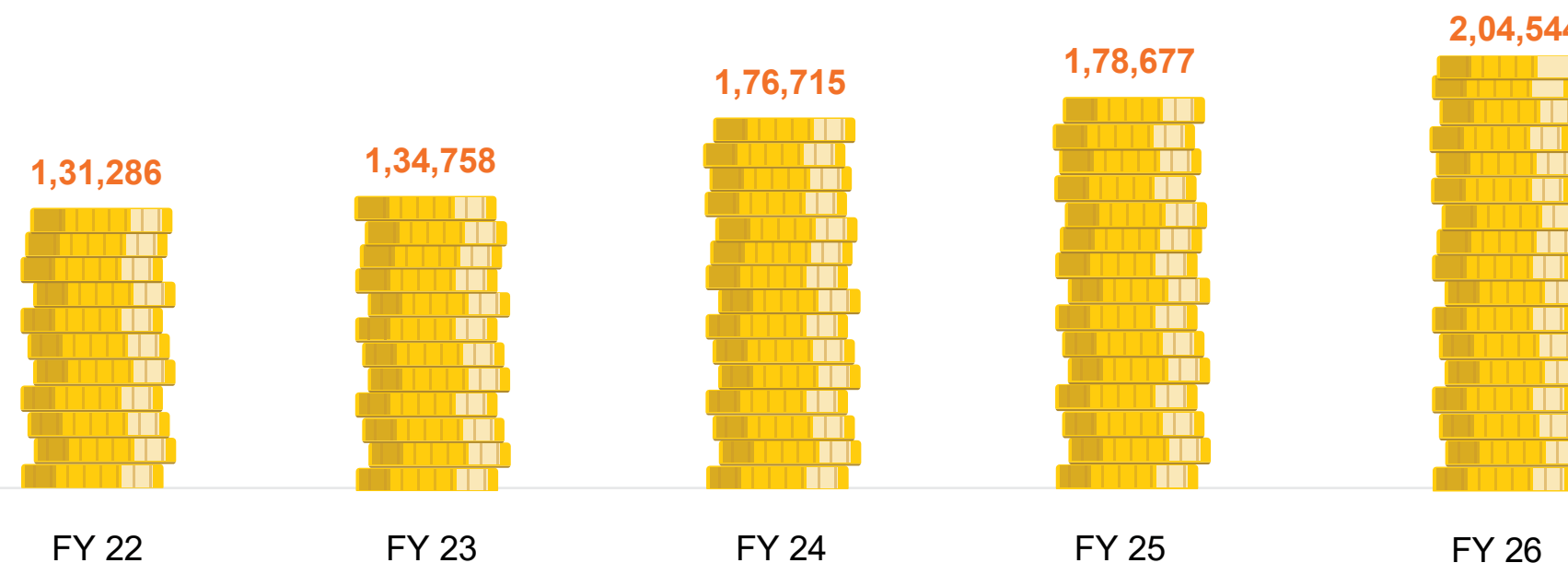
	Q4 2025-26	2025-26
<b>Petroleum Products</b>		
(a) Inland Sales	23.267	88.967
- HSD	9.938	38.286
- MS	4.100	16.487
- LPG	3.997	15.841
- ATF	1.279	4.912
- FO/LSHS	0.916	3.301
- Lubes & Greases	0.255	0.899
- Others	2.782	9.241
(b) Exports Petroleum	1.260	5.111
<b>Sub-Total (a+b)</b>	<b>24.527</b>	<b>94.078</b>
(c) Other Products		
Gas	1.814	7.276
Petrochemicals		
- Domestic	0.883	3.294
- Exports	0.018	0.102
Others	0.101	0.367
<b>Sub-Total (c)</b>	<b>2.816</b>	<b>11.039</b>
<b>Total Sales (a+b+c)</b>	<b>27.343</b>	<b>105.117</b>

# Our Differentiators: Strong Financials

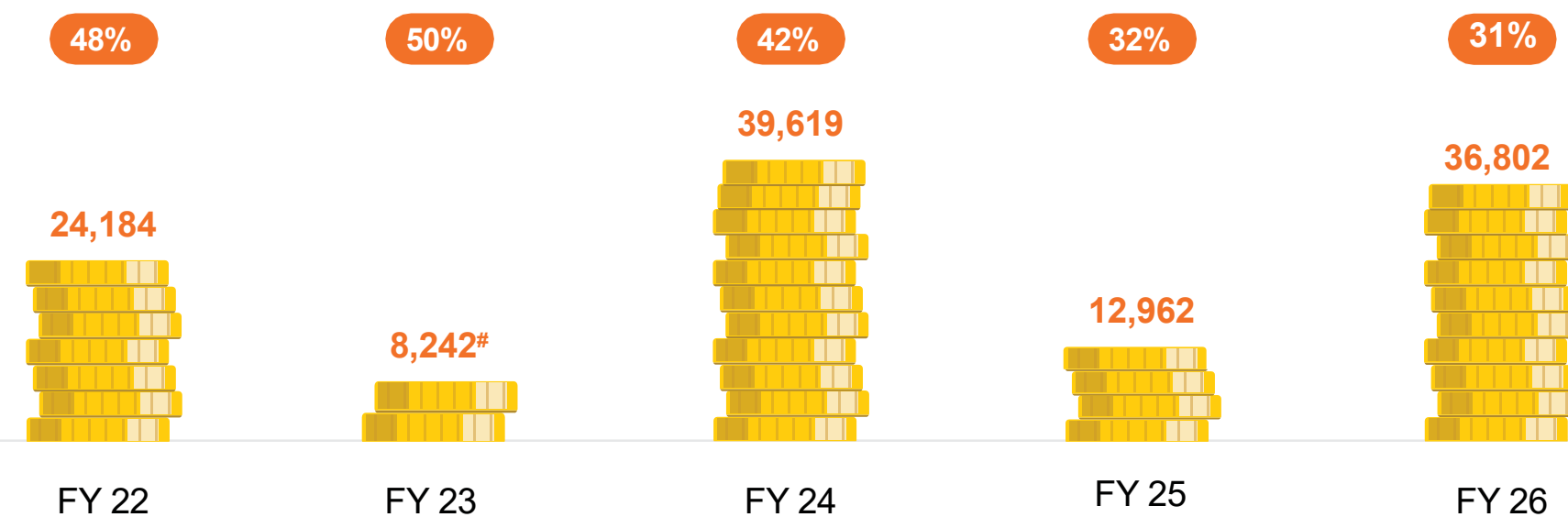
Revenue from Operations (in INR/Cr)



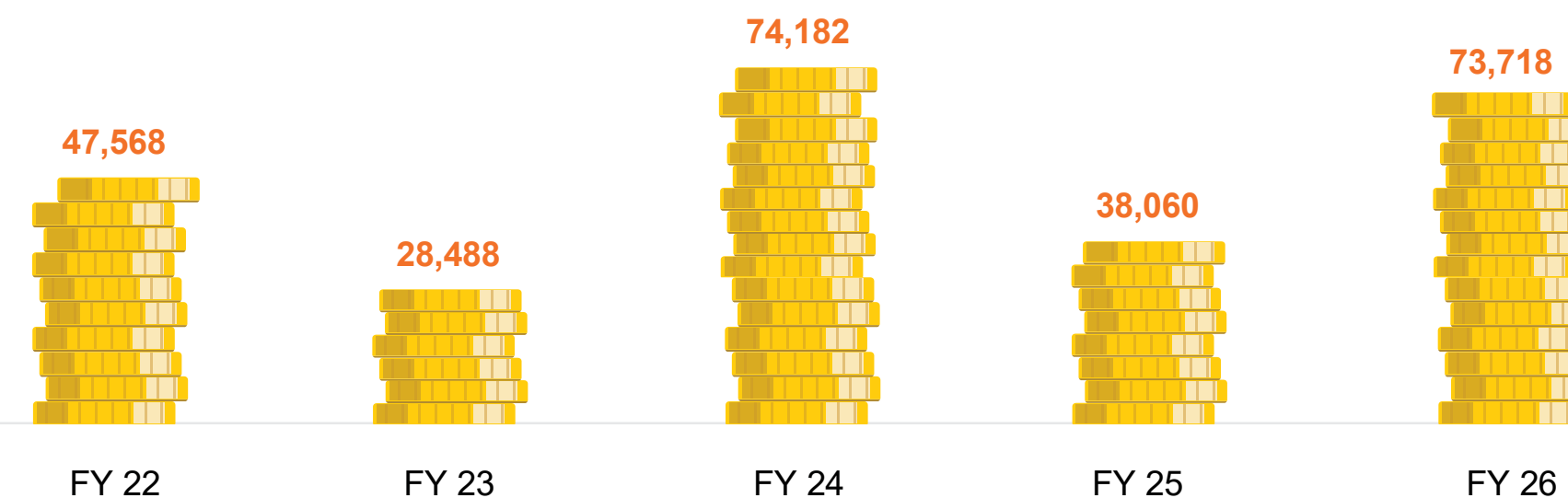
Total Equity (in INR/Cr)



Net Profit (in INR/Cr) and Dividends (%)



EBITDA (in INR/Cr)



Dividend Payout Ratio (% of PAT)

# Due to suppressed marketing margins

# Capex & Major Projects Update as on 31.03.2026

## Major Projects Update

Name of the Project	Gross Approved Cost (Rs.cr)	Physical Progress %	Expected Commissioning Date
Panipat Refinery Expansion (15 MMTPA to 25 MMTPA)	38231	92.8	Dec'26 <i>(progressively to start from Jun'26)</i>
Gujarat Refinery Expansion (13.7 MMTPA to 18 MMTPA)	18936	87.8	Nov'26 <i>(progressively started from Jul'25)</i>
Barauni Refinery Expansion (6 MMTPA to 9 MMTPA)	18113	90.5	Aug'26
PX-PTA Complex at Paradip Refinery	13805	93.5	Aug'26
New Mundra Panipat Crude Oil Pipeline, GJ, HR and RJ	9028	90.8	Jun'26
New R&D Campus-II, Faridabad, Haryana	3220	64.9	Oct'26
Poly Butadiene Rubber Plant at Panipat, Haryana	2949	84.3	Jun'26

## Segment-wise Capex incurred during FY 25-26 (Provisional)

									Rs/Cr
Refinery	Marketing	Petchem	Pipelines	Gas	R&D	E&P	Equity investment in JVs/Subs	Total	Capex Target for FY 2026-27
15,162	11,138	2,618	1,953	357	304	210	663	32,405	32,700

**Super Brands**



**Customer Loyalty Programmes**



**Retail Outlets**



**Thank You!**