

The Listing Department,  
BSE Limited,  
Phiroje Jeejeebhoy Towers,  
25<sup>th</sup> Floor, Dalal Street,  
Mumbai – 400001  
BSE SCRIP Code: 500112

The Listing Department,  
National Stock Exchange of India Limited,  
Exchange Plaza, 5<sup>th</sup> Floor, 'G' Block,  
Bandra Kurla Complex, Bandra (East),  
Mumbai – 400051  
NSE SCRIP Code: SBIN

CC/S&B/AND/2026-27/103

08.05.2026

Madam / Sir,

### Outcome of Board Meeting held on 08.05.2026

We refer to our letter no. CC/S&B/AND/2026-27/88 dated 02.05.2026 intimating the meeting of the Central Board of the Bank to consider financial results for the quarter and year ended 31.03.2026.

#### 1. Financial Results

In terms of Regulation 33, Regulation 52, and other applicable provisions of SEBI (LODR) Regulations, 2015, we submit the audited Standalone and Consolidated Financial Results of the Bank along with the Audit Report of the Statutory Central Auditors for the quarter and year ended 31.03.2026.

The Audit Report for the period is with unmodified opinion.

#### 2. Dividend

Pursuant to Regulation 30 (6) and Regulation 43 (1) of SEBI (LODR) Regulations, 2015, the Central Board of the Bank, has declared a Dividend of ₹ 17.35 per equity share (1735%) for the financial year ended 31.03.2026. The record date for determining the eligibility of members entitled to receive dividend on equity shares is 16.05.2026 and dividend payment date is 04.06.2026.

3. The Statement of Deviation or Variations under Regulation 32 and Regulation 52(7)/ 52 (7A) of SEBI (LODR) Regulations, 2015 is enclosed.

4. The Security Cover Certificate as on 31.03.2026 on non-convertible debt securities under Regulation 54 (3) of SEBI (LODR) Regulations, 2015 is enclosed.

5. The Central Board Meeting commenced at 10.00 am and the aforesaid agenda was concluded at 01.45 pm.

Yours faithfully,




(Aruna N. Dak)  
DGM (Compliance & Company Secretary)



S. No	Particulars	Standalone					Consolidated				
		Quarter ended		31.03.2025 (Audited)	Year ended		Quarter ended		31.03.2025 (Audited)	Year ended	
		31.03.2026 (Audited)	31.12.2025 (Unaudited)		31.03.2026 (Audited)	31.03.2025 (Audited)	31.03.2026 (Audited)	31.12.2025 (Unaudited)		31.03.2026 (Audited)	31.03.2025 (Audited)
1	Interest earned (a)+(b)+(c)+(d)	1,23,097.67	1,22,352.35	1,19,509.39	4,82,797.17	4,61,864.26	1,31,080.12	1,30,385.95	1,26,840.21	5,14,932.59	4,90,312.70
	(a) Interest/ discount on advances/ bills	89,369.91	89,013.95	85,709.69	3,50,004.36	3,30,626.97	92,043.47	91,880.87	88,352.57	3,61,064.00	3,40,976.70
	(b) Income on investments	28,579.05	28,427.51	29,456.17	1,13,034.49	1,15,031.34	33,399.33	33,061.66	33,620.08	1,31,954.32	1,31,143.83
	(c) Interest on balances with Reserve Bank of India and other Inter-bank funds	1,265.52	1,279.75	1,129.09	6,086.38	4,416.01	1,690.15	1,750.16	1,618.64	7,998.97	6,237.60
	(d) Others	3,883.19	3,631.14	3,214.44	13,671.94	11,789.94	3,947.17	3,693.26	3,248.92	13,915.30	11,954.57
2	Other income	17,314.10	18,562.30	24,366.67	68,850.28	62,308.15	49,998.90	55,262.38	52,722.11	1,94,684.37	1,73,030.62
3	<b>TOTAL INCOME (1)+(2)</b>	<b>1,40,411.77</b>	<b>1,40,914.65</b>	<b>1,43,876.06</b>	<b>5,51,647.45</b>	<b>5,24,172.41</b>	<b>1,81,079.02</b>	<b>1,85,648.33</b>	<b>1,79,562.32</b>	<b>7,09,616.96</b>	<b>6,63,343.32</b>
4	Interest expended	78,717.67	77,365.76	76,891.55	3,09,676.69	2,95,524.22	79,953.43	78,782.55	78,227.05	3,15,004.81	3,00,943.33
5	Operating expenses (a)+(b)+(c)	33,989.92	30,686.50	35,698.47	1,23,548.80	1,18,069.02	71,388.69	71,250.61	66,968.93	2,62,650.45	2,36,573.52
	(a) Employee cost	16,215.25	16,003.06	18,005.20	65,723.78	64,352.24	17,907.14	18,024.35	19,587.35	72,768.24	70,395.70
	(b) Operating expenses relating to Insurance Business	-	-	-	-	-	33,167.73	35,415.81	28,423.84	1,21,464.05	1,03,654.29
	(c) Other operating expenses	17,774.67	14,683.44	17,693.27	57,825.02	53,716.78	20,313.82	17,810.45	18,957.74	68,418.16	62,523.53
6	<b>TOTAL EXPENDITURE (excluding provisions and contingencies) (4)+(5)</b>	<b>1,12,707.59</b>	<b>1,08,052.26</b>	<b>1,12,590.02</b>	<b>4,33,225.49</b>	<b>4,13,593.24</b>	<b>1,61,342.12</b>	<b>1,50,033.16</b>	<b>1,45,195.98</b>	<b>5,77,655.26</b>	<b>5,37,516.85</b>
7	<b>OPERATING PROFIT (before provisions and contingencies) (3)-(6)</b>	<b>27,704.18</b>	<b>32,862.39</b>	<b>31,286.04</b>	<b>1,18,421.96</b>	<b>1,10,579.17</b>	<b>29,736.90</b>	<b>35,615.17</b>	<b>34,366.34</b>	<b>1,31,961.70</b>	<b>1,25,826.47</b>
8	Provisions (other than tax) and contingencies (net of write back)	2,872.16	4,506.92	6,441.69	17,538.40	15,307.90	3,661.39	5,548.46	7,469.52	20,960.29	19,461.17
	—of which provisions for non-performing assets	3,140.46	3,215.66	3,964.23	15,422.50	14,418.33	3,943.71	4,264.17	4,998.01	19,350.08	18,505.51
9	Exceptional items	-	-	-	4,593.22	-	-	-	-	3,026.57	-
10	<b>PROFIT/ (LOSS) FROM ORDINARY ACTIVITIES BEFORE TAX (7)-(8)+(9)</b>	<b>24,832.02</b>	<b>28,355.47</b>	<b>24,844.35</b>	<b>1,05,476.78</b>	<b>95,271.27</b>	<b>26,075.51</b>	<b>30,066.71</b>	<b>26,896.82</b>	<b>1,14,027.98</b>	<b>1,06,365.30</b>
11	Tax expense/ (credit)	5,148.27	7,327.32	6,201.76	25,444.77	24,370.64	5,914.21	8,190.67	6,955.43	28,859.51	27,348.14
12	<b>NET PROFIT/ (LOSS) FROM ORDINARY ACTIVITIES AFTER TAX (10)-(11)</b>	<b>19,683.75</b>	<b>21,028.15</b>	<b>18,642.59</b>	<b>80,032.01</b>	<b>70,900.63</b>	<b>20,161.30</b>	<b>21,876.04</b>	<b>19,941.39</b>	<b>85,168.47</b>	<b>79,017.16</b>
13	Extraordinary items (net of tax expense)	-	-	-	-	-	-	-	-	-	-
14	<b>NET PROFIT/ (LOSS) FOR THE PERIOD (12)+(13)</b>	<b>19,683.75</b>	<b>21,028.15</b>	<b>18,642.59</b>	<b>80,032.01</b>	<b>70,900.63</b>	<b>20,161.30</b>	<b>21,876.04</b>	<b>19,941.39</b>	<b>85,168.47</b>	<b>79,017.16</b>
15	Share in profit of associates	-	-	-	-	-	346.68	299.68	438.07	1,497.20	1,505.47
16	Minority interest	-	-	-	-	-	865.11	858.61	779.00	3,366.89	2,961.29
17	<b>NET PROFIT/ (LOSS) AFTER MINORITY INTEREST (14)+(15)-(16)</b>	<b>19,683.75</b>	<b>21,028.15</b>	<b>18,642.59</b>	<b>80,032.01</b>	<b>70,900.63</b>	<b>19,642.87</b>	<b>21,317.11</b>	<b>19,600.46</b>	<b>83,298.78</b>	<b>77,561.34</b>
18	Paid-up equity share capital (face value of ₹1/- each)	923.06	923.06	892.46	923.06	892.46	923.06	923.06	892.46	923.06	892.46
19	Reserves excluding revaluation reserves	-	-	-	5,09,114.00	4,12,914.04	-	-	-	5,60,786.78	4,58,788.68
20	Analytical ratios										
(i)	Percentage of shares held by Government of India	55.03%	55.03%	56.92%	55.03%	56.92%	55.03%	55.03%	56.92%	55.03%	56.92%
(ii)	Capital adequacy ratio (Basel III)	15.40%	14.04%	14.25%	15.40%	14.25%	15.40%	15.40%	14.25%	15.40%	14.25%
	(a) CET 1 ratio	12.29%	10.99%	10.81%	12.29%	10.81%	12.29%	12.29%	10.81%	12.29%	10.81%
	(b) Additional tier 1 ratio	1.04%	1.08%	1.30%	1.04%	1.30%	1.04%	1.04%	1.30%	1.04%	1.30%
(iii)	Earnings per share (EPS) (₹)										
	(a) Basic and diluted EPS before Extraordinary items (net of tax expense) (Quarter numbers not annualised)	21.32	22.78	20.89	87.59	79.44	21.28	23.09	21.96	91.16	86.91
	(b) Basic and diluted EPS after Extraordinary items (net of tax expense) (Quarter numbers not annualised)	21.32	22.78	20.89	87.59	79.44	21.28	23.09	21.96	91.16	86.91
(iv)	NPA ratios										
	(a) Amount of gross non-performing assets	73,452.46	73,636.76	76,880.20	73,452.46	76,880.20	18,830.14	19,666.92	18,830.14	19,666.92	18,830.14
	(b) Amount of net non-performing assets	18,830.14	18,012.10	19,666.92	18,830.14	19,666.92	18,830.14	19,666.92	18,830.14	19,666.92	18,830.14
	(c) % of gross NPAs	1.49%	1.57%	1.82%	1.49%	1.82%	1.49%	1.49%	1.82%	1.49%	1.82%
	(d) % of net NPAs	0.39%	0.39%	0.47%	0.39%	0.47%	0.39%	0.39%	0.47%	0.39%	0.47%
(v)	Return on assets (Net assets basis-annualised)	1.07%	1.19%	1.12%	1.12%	1.10%	1.07%	1.19%	1.12%	1.12%	1.10%
(vi)	Net worth	4,72,894.50	4,73,678.72	3,89,071.49	4,72,894.50	3,89,071.49	4,72,894.50	4,73,678.72	3,89,071.49	4,72,894.50	3,89,071.49
(vii)	Outstanding redeemable preference shares	-	-	-	-	-	-	-	-	-	-
(viii)	Capital redemption reserve	-	-	-	-	-	-	-	-	-	-
(ix)	Debt- equity ratio*	0.56	0.58	0.68	0.56	0.68	0.56	0.58	0.68	0.56	0.68
(x)	Total debts to total assets**	9.59%	8.88%	8.44%	9.59%	8.44%	9.59%	8.88%	8.44%	9.59%	8.44%

\*Debt represents borrowings (Including Repos) with residual maturity of more than one year.

\*\*Total debts represents total borrowings of the Bank.







**STATE BANK OF INDIA**  
CORPORATE CENTRE, MUMBAI - 400 021

**SUMMARISED STATEMENT OF ASSETS & LIABILITIES**

(₹ in crore)

S. No.	Particulars	Standalone			Consolidated		
		31.03.2026 (Audited)	31.12.2025 (Unaudited)	31.03.2025 (Audited)	31.03.2026 (Audited)	31.12.2025 (Unaudited)	31.03.2025 (Audited)
<b>1</b>	<b>Capital and Liabilities</b>						
a	Capital	923.06	923.06	892.46	923.06	923.06	892.46
b	Reserves & surplus	5,43,519.22	5,39,097.16	4,40,269.66	5,95,207.81	5,91,092.84	4,86,144.30
c	Minority interest				18,768.28	19,206.89	18,025.84
d	Deposits	59,75,642.12	57,01,308.86	53,82,189.53	60,43,097.12	57,67,170.77	54,39,898.02
e	Borrowings	7,31,253.80	6,35,706.86	5,63,572.52	7,77,302.15	6,85,387.62	6,10,857.24
f	Other liabilities and provisions	3,71,673.81	2,84,938.86	2,89,129.10	8,86,270.15	8,17,288.59	7,58,367.48
	<b>Total</b>	<b>76,23,012.01</b>	<b>71,61,974.80</b>	<b>66,76,053.27</b>	<b>83,21,568.57</b>	<b>78,81,069.77</b>	<b>73,14,185.34</b>
<b>2</b>	<b>Assets</b>						
a	Cash and balances with Reserve Bank of India	2,68,445.30	1,85,768.05	2,27,217.50	2,68,681.74	1,86,103.86	2,27,485.16
b	Balances with banks and money at call and short notice	1,16,114.53	1,09,156.63	1,13,012.19	1,33,161.47	1,27,289.12	1,30,447.78
c	Investments	18,01,254.08	17,33,778.97	16,90,572.75	23,59,502.17	23,17,880.93	22,05,601.11
d	Advances	48,77,894.83	46,27,734.06	41,63,312.10	49,78,013.21	47,23,323.85	42,50,830.74
e	Fixed assets	54,790.35	53,423.07	44,107.55	57,152.10	55,737.40	46,337.69
f	Other assets	5,04,512.92	4,52,114.02	4,37,831.18	5,25,057.88	4,70,734.61	4,53,482.86
	<b>Total</b>	<b>76,23,012.01</b>	<b>71,61,974.80</b>	<b>66,76,053.27</b>	<b>83,21,568.57</b>	<b>78,81,069.77</b>	<b>73,14,185.34</b>

**AUDITED CASH FLOW STATEMENT FOR THE YEAR ENDED MARCH 31, 2026**

(₹ in crore)

PARTICULARS	Standalone		Consolidated	
	Year ended		Year ended	
	31.03.2026 (Audited)	31.03.2025 (Audited)	31.03.2026 (Audited)	31.03.2025 (Audited)
<b>CASH FLOW FROM OPERATING ACTIVITIES</b>				
Net Profit/(Loss) before taxes (including share in profit from associates and net of minority interest)	1,05,476.78	95,271.27	1,12,158.29	1,04,909.48
<b>Adjustments for :</b>				
Depreciation on Fixed Assets	4,270.20	3,528.91	4,829.72	3,991.48
(Profit)/Loss on sale of Fixed Assets (Net)	-3.35	20.37	7.32	16.23
(Profit)/Loss on revaluation of Investments (Net)	2,932.11	-5,453.16	3,820.16	-5,179.38
(Profit) /Loss on sale of Investments in Subsidiaries/Joint Ventures/ Associates	-4,618.68	-111.80	-2,384.41	7.52
Provision on Non Performing Assets	15,422.50	14,418.33	19,350.08	18,505.51
Provision on Standard Assets	1,607.69	302.76	1,682.96	338.09
Provision on non-performing Investments	-14.33	514.28	-14.33	482.88
Other provisions including provision for contingencies	522.54	72.53	532.54	134.68
Income from investment in Subsidiaries/Joint Ventures / Associates	-4,986.20	-1,938.93		
Share in Profit of Associates			-1,497.20	-1,505.47
Income from investment in Associates			-0.70	-8.81
Interest charged on Capital Instruments	7,108.04	7,318.42	7,397.27	7,568.89
	<b>1,27,717.30</b>	<b>1,13,942.98</b>	<b>1,45,881.70</b>	<b>1,29,261.10</b>
<b>Adjustments for :</b>				
Increase/(Decrease) in Deposits	5,93,452.59	4,66,112.76	6,03,199.11	4,73,360.53
Increase/(Decrease) in Borrowings other than Capital Instruments	1,73,830.28	-40,026.98	1,72,378.40	-35,148.36
(Increase)/Decrease in Investments other than Investment in Subsidiaries / Joint Ventures / Associates	-1,20,372.53	-8,609.27	-1,62,060.62	-81,890.97
(Increase)/Decrease In Advances	-7,30,005.22	-4,73,759.58	-7,46,532.55	-4,85,063.58
Increase/(Decrease) in Other Liabilities	79,049.75	-2,754.26	1,24,269.99	58,184.62
(Increase)/Decrease in Other Assets	-59,092.27	18,705.42	-62,715.67	20,542.11
	<b>64,579.90</b>	<b>73,611.07</b>	<b>74,420.36</b>	<b>79,245.45</b>
Tax refund / (Taxes paid)	-32,685.79	-30,753.49	-36,322.97	-33,761.45
<b>NET CASH GENERATED FROM / (USED IN) OPERATING ACTIVITIES</b>	<b>31,894.11</b>	<b>42,857.58</b>	<b>38,097.39</b>	<b>45,484.00</b>

*[Handwritten signature]*

<b>CASH FLOW FROM INVESTING ACTIVITIES</b>				
Purchase of Investments in Subsidiaries / Joint Ventures / Associates	-1,747.36	0.00	-108.27	0.00
Proceeds from sale of Investments in Subsidiaries/ Joint Ventures/ Associates	10,892.77	1,122.80	7,779.42	-6.52
Income received from Investment in Subsidiaries / Joint Ventures / Associates	5,012.30	1,977.29		
Income received from Investment in Associates			0.93	9.00
(Increase) /Decrease in Fixed Assets	-7,440.69	-5,112.34	-8,362.96	-5,637.22
<b>NET CASH GENERATED FROM / (USED IN) INVESTING ACTIVITIES (B)</b>	<b>6,717.02</b>	<b>-2,012.25</b>	<b>-690.88</b>	<b>-5,634.74</b>
<b>CASH FLOW FROM FINANCING ACTIVITIES</b>				
Proceeds from Issue of equity shares Including share premium net of share issue expenses*	24,994.53	0.13	24,994.53	0.13
Issue of Capital Instruments	13,551.00	20,000.00	13,738.50	21,500.00
Redemption of Capital Instruments	-19,700.00	-13,961.40	-19,672.00	-15,103.90
Interest paid on Capital Instruments	-7,457.87	-7,136.34	-7,721.71	-7,268.61
Dividend paid	-14,190.15	-12,226.72	-14,190.15	-12,226.72
Dividend tax paid by Subsidiaries/Joint Ventures			-41.00	-31.85
Increase/(Decrease) in Minority Interest			-535.31	2,394.16
<b>NET CASH GENERATED FROM / (USED IN) FINANCING ACTIVITIES (C)</b>	<b>-2,802.49</b>	<b>-13,324.33</b>	<b>-3,427.14</b>	<b>-10,736.79</b>
EFFECT OF EXCHANGE FLUCTUATION ON TRANSLATION RESERVE (D)	8,521.50	1,906.70	9,930.90	2,248.17
<b>NET INCREASE / (DECREASE) IN CASH AND CASH EQUIVALENTS (A)+(B)+(C)+(D)</b>	<b>44,330.14</b>	<b>29,427.70</b>	<b>43,910.27</b>	<b>31,360.64</b>
<b>CASH AND CASH EQUIVALENTS AS AT 1ST APRIL</b>	<b>3,40,229.69</b>	<b>3,10,801.99</b>	<b>3,57,932.94</b>	<b>3,26,572.30</b>
<b>CASH AND CASH EQUIVALENTS AS AT END OF THE REPORTING PERIOD</b>	<b>3,84,559.83</b>	<b>3,40,229.69</b>	<b>4,01,843.21</b>	<b>3,57,932.94</b>

\*During the financial year ended 31.03.2025, equity shares amounting to ₹0.13 Crore were issued out of shares held in abeyance for resolution of dispute for title of Right Issue 2008. On 21st July 2025, the bank allotted equity shares to the eligible Qualified Institutional Buyers (QIBs), proceeds of which are ₹24,994.15 Crore.

Note:

**1 Components of Cash & Cash Equivalents as at:**

Cash & Balances with Reserve Bank of India

Balances with Banks and money at call & short notice

	31.03.2026	31.03.2025	31.03.2026	31.03.2025
Total	3,84,559.83	3,40,229.69	4,01,843.21	3,57,932.94

2 Cash flow from operating activities is reported by using indirect method.


The above results have been approved by the Central Board of the Bank at the meeting held on May 8, 2026 and were subjected to Audit by the Bank's Statutory Central Auditors.




Ravi Ranjan  
Managing Director (R, C & SARG)



Rama Mohan Rao Amara  
Managing Director (RB & O)



Rana Ashutosh Kumar Singh  
Managing Director (IB, GM & T)



Ashwini Kumar Tewari  
Managing Director (CB & Subsidiaries)



Challa Sreepivasulu Setty  
Chairman

Place: Mumbai

Date: May 8, 2026

### Notes on Standalone Financial Results:

1. The above financial results for the quarter and year ended 31<sup>st</sup> March 2026 have been drawn from the financial statements prepared in accordance with the relevant provisions of the Banking Regulation Act, 1949, the circulars, guidelines and directions issued by the Reserve Bank of India ('RBI') from time to time ('the RBI guidelines'), other accounting principles generally accepted in India and as per the requirements of SEBI (Listing Obligations and Disclosure Requirements) Regulations, 2015 (as amended).
2. The above financial results have been reviewed by the Audit Committee of the Board at its meeting held on 7<sup>th</sup> May 2026 and approved by the Board of Directors at its meeting held on 8<sup>th</sup> May 2026.
3. The figures for the Q4FY2025-26 are the balancing figures between the figures as per the audited financial statements for FY2025-26 and the published figures for nine months ended on 31<sup>st</sup> December 2025. The figures for corresponding previous quarter i.e. Q4FY24-25 are the balancing figures between audited figures in respect of FY24-25 and the published figures for nine months ended on 31<sup>st</sup> December 2024.
4. The Bank has continued to follow the significant accounting policies and practices in preparation of the financial results for the quarter and year ended 31<sup>st</sup> March 2026, as followed in the previous financial year ended 31<sup>st</sup> March 2025.
5. The above financial results for the quarter and year ended 31<sup>st</sup> March 2026 have been arrived at after considering necessary provisions for Non-performing Assets (NPAs), Standard Assets, Standard Derivative Exposures, Restructured Assets, Non-Performing Investments, Contingencies, Employee Benefits, Direct Taxes (after adjustment for Deferred Tax) and other assets/items (based on estimates).
6. Other income of the Bank includes commission from non-fund-based activities, fee income, earnings from foreign exchange and derivative transactions, profit or loss on sale/revaluation of investments, dividend from subsidiaries and recoveries made in written off accounts.
7. In terms of the RBI Guidelines, the Pillar 3 disclosures including leverage ratio as per Prudential Norms on Capital Adequacy are available on our website in the following link: <https://sbi.bank.in/web/corporate-governance/basel-iii-disclosures>. The disclosure of Liquidity Coverage Ratio and Net Stable Funding Ratio (NSFR) is available on the following link: <https://sbi.bank.in/web/corporate-governance/corporate-governance>. These disclosures have not been subjected to audit by the Statutory Central Auditors.
8. Based on the available financial statements and the declaration by the borrowers, the Bank has estimated the liability for Unhedged Foreign Currency Exposures in terms of RBI Directions on "Credit Risk Management" issued vide Circular no. RBI/DOR/2025-26/157 DOR.CRE.REC.76/07-02-001/2025-26 dated 28th November 2025 and is holding a provision of ₹194.77 Crore as on 31<sup>st</sup> March 2026.
9. Provision Coverage Ratio (PCR) as on 31<sup>st</sup> March 2026 is 74.36%. PCR with AUCA is 91.97%.

AUCA represents accounts to the extent fully provided and transferred to a separate head called Advance Under Collection Account amounting to ₹1,60,914.01 Crore with a clear purpose of cleaning the Balance Sheet. Of these, AUCA amounting to ₹25,528.45 Crore is more than 10 years old; ₹86,157.44 Crore is more than 5 years but less than 10 years old and AUCA amounting to ₹49,228.12 Crore is up to 5 years old.

10. Pursuant to regulatory approval obtained from the Reserve Bank of India, the Bank has divested its entire 14.96% stake comprising 7,90,80,000 equity shares in Jio Payments Bank Ltd to its joint venture partner, Jio Financial Services Ltd. (JFSL), on 18<sup>th</sup> June 2025, at a consideration of ₹13.22 per share. The profit amounting to ₹25.46 Crore in this transaction is recognized in the financial results for the year and is appropriated to the Capital Reserve net of Tax and transfer to Statutory Reserve.
11. Pursuant to regulatory approval obtained from the Reserve Bank of India, the Bank divested 13.18% of its equity shareholding in Yes Bank Limited, comprising 4,13,44,04,897 equity shares, on 17<sup>th</sup> September 2025 at a consideration of ₹21.50 per share. The said divestment resulted in a profit of ₹4,593.22 Crore, which has been recognised in the Profit and Loss Account as "Exceptional Items" and is appropriated to the Capital Reserve net of Tax and transfer to Statutory Reserve. Consequent to the aforesaid transaction the Bank's shareholding in Yes Bank Ltd. stands at 10.78% as on 31<sup>st</sup> March 2026 and continues to be classified as an Associate.

*[Handwritten signatures and initials in blue ink]*

12. Pursuant to regulatory approval obtained from the Reserve Bank of India and the Insurance Regulatory and Development Authority of India (IRDAI), the Bank acquired an additional 4.925% equity stake in SBI General Insurance Company Ltd. on 19<sup>th</sup> August 2025. Consequent to this acquisition, the Bank's shareholding in SBI General Insurance Company Limited increased to 73.87% as at 31<sup>st</sup> March 2026.
13. The Bank has revalued its freehold immovable properties on 1<sup>st</sup> April 2025 (earlier revalued in financial year 2022-2023) based on valuation reports obtained from empanelled independent valuers. The net revaluation surplus amounting to ₹7,288.48 Crore has been credited to Revaluation Reserve.
14. Disclosure under resolution framework for COVID-19 related Stress in respect of eligible corporate exposure and personal loans, while classifying such exposures as Standard is as under:

(₹ in Crore)

Type of borrower	(A) Exposure to accounts classified as Standard consequent to implementation of resolution plan – Position as at the end of the previous half-year	(B) Of (A), aggregate debt that slipped into NPA during the half-year	(C) Of (A) amount written off during the half-year	(D) Of (A) amount paid by the borrowers during the half year	(E) Exposure to accounts classified as Standard consequent to implementation of resolution plan – Position as at the end of this half-year
Personal Loans	8,105.53	92.08	-	604.46	7,408.99
Corporate persons of which, MSMEs	3,173.29	56.98	-	525.38	2,590.93
	2,780.91	56.98	-	405.71	2,318.22
Others	-	-	-	-	-
<b>Total</b>	<b>11,278.82</b>	<b>149.06</b>	<b>-</b>	<b>1,129.84</b>	<b>9,999.92</b>

(Includes restructuring implemented during the half year ended September 2021 under the Resolution Framework 1.0)

15. Details of loan transferred/acquired during the year ended 31<sup>st</sup> March 2026 in terms of RBI's Directions on "Transfer and Distribution of Credit Risk" issued vide Circular no. RBI/DOR/2025-26/159 DOR.STR.REC.No.78/21.04.048/2025-26 dated 28<sup>th</sup> November 2025 are given below.

**Sale of Loans (Domestic):**

- a. The Bank has not transferred any Special Mention Account (SMA) and loans which are not in default.
- b. Details of non-performing assets (NPAs) transferred by domestic branches on assignment basis are as follows:

Particulars (All amounts in ₹ Crore)	To Asset Reconstruction Companies (ARCs)	To permitted transferees	To other transferees
Number of accounts	232	123	-
Aggregate principal outstanding of loans transferred	4,699.22	505.73	-
Weighted average residual tenor of the loans transferred (Years)	-	-	-
Net book value of loans transferred (at the time of transfer)	675.28	4.42	-
Aggregate consideration	1,815.40	255.76	-
Additional consideration realized in respect of accounts transferred in earlier years	266.93	-	-

- c. The quantum of excess provision reversed to the Profit and Loss Account in respect of above NPAs sold is NIL.

*San*

*h, b, d, s, g, aj, up, r*

*x*

*by B w*

- d. During the year ended on 31<sup>st</sup> March 2026, investments made in security receipts backed by NPAs is ₹755.79 crore.
- e. The Security Receipts other than those guaranteed by Government of India are fully provided for and hence the book value is nil across various categories of ratings assigned to Security Receipts. Rating wise distribution of Security Receipts as on 31<sup>st</sup> March 2026 is as follows.

	Rating	Face Value	Carrying Value	Provision held	Net Amount
(A1)	Securities not backed by Government Guarantee				
i)	RR1+	24.00	0.00	0.00	-
ii)	RR1	0.03	0.00	0.00	-
iii)	RR2	24.77	0.00	0.00	-
iv)	RR3	76.15	0.00	0.00	-
v)	RR4	33.11	0.00	0.00	-
vi)	RR5	144.59	3.24	3.24	-
vii)	Not rated	10,645.12	5,616.02	5,616.02	-
	Sub Total (A1)	10,947.77	5,619.26	5,619.26	-
(A2)	Government Guaranteed Security Receipts				
i)	RR1+	3.11	3.11	-	3.11
ii)	RR1	4,253.73	4,253.73	-	4,253.73
iii)	RR2	27.85	20.26	-	20.26
	Sub Total (A2)	4,284.69	4,277.10	-	4,277.10
	Total (A) (A1+A2)	15,232.46	9,896.36	5,619.26	4,277.10

**Sale of Loans (Overseas):**

- a. Details of loans not in default transferred by overseas branches during financial year ended on 31<sup>st</sup> March 2026 are as follows:

Particulars (All amounts in ₹ Crore)	To Asset Reconstruction Companies (ARCs)	To permitted transferees	To other transferees
Number of accounts	-	5	10
Aggregate principal outstanding of loans transferred	-	570.64	953.59
Weighted average residual tenor of the loans transferred (Years)	-	5.40	6.57
Net book value of loans transferred (at the time of transfer)	-	570.64	590.80
Aggregate consideration	-	555.52	572.08

*Handwritten signatures and notes:*

by [Signature] 5 yrs. [Signature] [Signature] [Signature]

Particulars (All amounts in ₹ Crore)	To Asset Reconstruction Companies (ARCs)	To permitted transferees	To other transferees
Additional consideration realized in respect of accounts transferred in earlier years	-	-	-
Weighted average holding period of the loans transferred (Years)	-	-	1
Retention of beneficial economic interest (%)	-	-	91.21%
Tangible Security Coverage (%)	-	54.98%	-

- b. The quantum of excess provision reversed to the Profit and Loss Account during FY 2025-2026 in respect of above NPAs sold is NIL.

**Purchase of Loans (Domestic)**

- a. The Bank has not acquired any stressed loan during year ended on 31<sup>st</sup> March 2026.
- b. The Bank has purchased homogeneous loan assets which are not in default from NBFCs/HFCs/MFIs under Direct Assignment Route. During the year ended on 31<sup>st</sup> March 2026, the Bank has purchased secured & unsecured SME loans and Agri (ABU) loans. Details of loans not in default acquired (domestic) through assignment during the year ended on 31<sup>st</sup> March 2026, are given below:

Particulars	From SCBs, RRBs, UCBs, SICBs, DCCBs, AIFIs, SFBs and NBFCs including Housing Finance Companies (HFCs)		From ARCs	
	Secured Loan	Unsecured Loan	Secured Loan	Unsecured Loan
Aggregate principal outstanding of loans acquired (₹ in Crore)	12,413.65	9,693.90	-	-
Aggregate consideration paid (₹ in Crore)	11,021.35	8,359.23	-	-
Weighted average residual tenor of the loans acquired (years)	9.11	2.11	-	-
weighted average holding period by the originator (years)	1.35	0.72	-	-
Retention of the beneficial economic interest by the originator (%)	11.22%	13.73%	-	-
Tangible Security Coverage (%)	295.56%	Not Applicable	-	-

- c. The loans acquired are not rated as these are not corporate borrowers.
- d. Rating of pool under Direct Assignment is not mandatory, accordingly as per Industry Practice and Bank's Assignment Policy. Loss Estimates are obtained from External Rating Agency

*[Handwritten signatures and initials in blue ink]*

**Purchase of Loans (Overseas):**

a. Loans not in default acquired by overseas branches during the year ended on 31<sup>st</sup> March 2026 are as follows:

Particulars (All amounts in ₹ Crore)	Acquired through assignment		Acquired through novation		Acquired through Loan participation	
	From SCBs, RRBs, UCBs, SICBs, DCCBs, AIFIs, SFBs and NBFCs including Housing Finance Companies (HFCs)					
	Secured Loan	Unsecured Loan	Secured Loan	Unsecured Loan	Secured Loan	Unsecured Loan
Aggregate amount of loans acquired	5,453.36	10,046.14	-	426.76	-	426.76
Aggregate consideration paid	5,520.90	4,258.68	-	423.7	-	426.76
Weighted average residual tenor of the loans acquired (years)	5.93	11.14	-	-	-	-
Weighted average holding period by the originator (years)	-	4.75	-	-	-	-
Retention of the beneficial economic interest by the originator (%)	-	72.89%	-	-	-	-
Tangible Security Coverage (%)	162.80%	-	-	-	-	-

b. Rating wise distribution of loans acquired in overseas markets.

(₹ in Crore)

Rating	Aggregate principal outstanding of loans acquired	Outstanding as on 31st March 2026
A	853.51	853.52
A3	703.50	703.50
BBB	2508.92	1176.84
BB+	474.18	430.93
BB	5414.36	5239.20
B	1232.86	1232.86
Ba2	2284.16	2124.55
Ba3	195.29	195.29
B3	375.56	375.56
Unrated	1978.77	1978.77

*Handwritten signatures and initials in blue ink at the bottom of the page.*

16. Disclosure of Projects under implementation accounts in terms of Chapter VII-Project Finance of RBI Directions on "Credit Facilities" issued vide Circular no. RBI/DOR/2025-26/154 DOR.CRE.REC.73/07-01-001/2025-26 dated 28<sup>th</sup> November 2025 is given below:

Sl. No	Item Description	Number of accounts	Total outstanding (in ₹ crore)
1	Projects under implementation accounts at the beginning of the quarter.	2,312	95,081.42
2	Projects under implementation accounts sanctioned during the quarter.	344	4,913.72
3	Projects under implementation accounts where DCCO has been achieved during the quarter	348	10,582.55
4	Projects under implementation accounts at the end of the quarter. (1+2-3)	2,308	89,412.58
5	Out of '4' – accounts in respect of which resolution process involving extension in original/extended DCCO, as the case may be has been invoked.	233	5,716.20
5.1	Out of '5' – accounts in respect of which Resolution plan has been implemented.	116	1,374.43
5.2	Out of '5' – accounts in respect of which Resolution plan is under implementation.	117	4,341.76
5.3	Out of '5' – accounts in respect of which Resolution plan has failed.	-	-
6	Out of '5', accounts in respect of which resolution process involving extension in original/extended DCCO, as the case may be has been invoked due to change in scope and size of the project.	-	-
7	Out of '5', account in respect of which cost overrun associated with extension in original/extended DCCO, as the case may be, was funded	-	-
7.1	Out of '7', accounts where SBCF was sanctioned during financial closure and renewed continuously	-	-
7.2	Out of '7', accounts where SBCF was not pre-sanctioned or renewed continuously	-	-
8	Out of '4' – accounts in respect of which resolution process not involving extension in original/extended DCCO, as the case may be has been invoked.	-	-
8.1	Out of '8' – accounts in respect of which Resolution plan has been implemented.	-	-
8.2	Out of '8' – accounts in respect of which Resolution plan is under implementation.	-	-
8.3	Out of '8' – accounts in respect of which Resolution plan has failed.	-	-

17. The Bank has allotted 30,59,97,552 fully paid-up equity shares to the eligible Qualified Institutional Buyers (QIBs) at an Issue Price of ₹817.00 per equity share of face value of ₹1 each (including a premium of ₹816.00 per equity share), aggregating to ₹25,000 Crore, on 21<sup>st</sup> July 2025. Post allotment, the Paid-up Equity Share Capital of the Bank increased from ₹892.46 Crore to ₹923.06 Crore comprising of 923,06,17,586 equity shares of face value ₹1 each.

*[Handwritten signatures and initials in blue ink]*

18. Pursuant to Gazette Notification No. CG-DL-E-07042025-262329 dated 5<sup>th</sup> April 2025, the following Regional Rural Banks (RRBs), sponsored by State Bank of India, have been amalgamated and the sponsor bank has been changed in respect of five RRBs with effect from 1<sup>st</sup> May 2025.

a. RRBs where State Bank of India ceased to be the sponsor bank (stake transferred):

The following five RRBs, earlier sponsored by the State Bank of India, have been amalgamated and their sponsorship has been transferred to other banks. The Bank has offloaded its entire stake of ₹1,085.94 Crore (face value) in these five RRBs.

Name of Transferor RRB	New Name after Amalgamation	New Sponsor Bank
Andhra Pradesh Grameena Vikas Bank	Andhra Pradesh Grameena Bank	Union Bank of India
Saurashtra Gramin Bank	Gujarat Gramin Bank	Bank of Baroda
Ellaquai Dehati Bank	Jammu and Kashmir Grameen Bank	The Jammu and Kashmir Bank Ltd.
Madhyanchal Gramin Bank	Madhya Pradesh Gramin Bank	Bank of India
Utkal Grameen Bank	Odisha Grameen Bank	Indian Overseas Bank

b. RRB where State Bank of India became the sponsor bank (stake acquired):

As part of the amalgamation, the Bank (as the new sponsor of Rajasthan Gramin Bank) has paid ₹108.27 Crore to Bank of Baroda on account of the transfer of sponsorship.


Name of Transferor RRB	New Name after Amalgamation	New Sponsor Bank
Rajasthan Marudhara Gramin Bank (merged with Baroda Rajasthan Kshetriya Gramin Bank)	Rajasthan Gramin Bank	State Bank of India

19. On 21<sup>st</sup> November 2025, Government of India notified four Labour Codes viz. collectively referred to as "the Labour Codes" by subsuming 29 legislations relating thereto. The Rules relating to said Labour Codes are yet to be notified. Based on the broad assessment carried by the management, the Bank continues to comply with the major provisions and any consequential impact arising therefrom will be assessed and appropriately accounted upon such notification.

20. Investor's complaints received and disposed off during the quarter ended on 31<sup>st</sup> March 2026 are:

Particulars	Number of Complaints
I. Pending at beginning of the quarter	Nil
II. Received during the quarter	73
III. Disposed during the quarter	73
IV. Unresolved at the end of the quarter	Nil


21. The Central Board has declared a dividend of ₹17.35 per share @1735% for the year ended 31<sup>st</sup> March 2026.




22. Previous period/year figures have been regrouped/reclassified, wherever necessary, to conform to current period classification.

  
**Ravi Ranjan**  
Managing Director  
(R, C & SARG)


  
**Rama Mohan Rao Amara**  
Managing Director  
(RB & O)

  
**Rana Ashutosh Kumar Singh**  
Managing Director  
(IB, GM & T)


  
**Ashwini Kumar Tewari**  
Managing Director  
(CB & Subsidiaries)

  
**Challa Sreenivasulu Setty**  
(Chairman)


For **R G N Price & Co.**  
Chartered Accountants  
FRN: 002785S

  
**CA P.M. Veeramani**  
Partner: M. No. 023933


For **Varma & Varma**  
Chartered Accountants  
FRN: 004532S

  
**CA P R Prasanna Varma**  
Partner: M. No. 025854

For **O P Bagla & Co. LLP**  
Chartered Accountants  
FRN: 000018N/N500091


  
**CA Rakesh Kumar**  
Partner: M. No. 087537

For **M Bhaskara Rao & Co.**  
Chartered Accountants  
FRN: 000459S


  
**CA K.S. Mahidhar**  
Partner: M. No. 220881

**Place: Mumbai**  
**Date: 08<sup>th</sup> May 2026**


For **Vinod Kumar & Associates**  
Chartered Accountants  
FRN: 002304N

  
**CA Vinod Jain**  
Partner: M. No.081263


For **Gopal Sharma & Co.**  
Chartered Accountants  
FRN: 002803C

  
**CA Gautam Sharma**  
Partner: M. No. 079225

For **S G C O & Co. LLP**  
Chartered Accountants  
FRN: 112081W/W100184

  
**CA Suresh Murarka**  
Partner: M. No. 044739


For **Rama K Gupta & Co.**  
Chartered Accountants  
FRN: 005005C

  
**CA Ramakant Gupta**  
Partner: M. No. 073853

For **B C Jain & Co.**  
Chartered Accountants  
FRN: 001099C


  
**CA Dr. Rishabh Jain**  
Partner: M. No.400912

For **Ashwani & Associates**  
Chartered Accountants  
FRN: 000497N


  
**CA Sanjeeva Narayan**  
Partner: M. No. 084205

## Notes on Consolidated Financial Results

1. The above consolidated financial results for the quarter and year ended 31<sup>st</sup> March 2026 have been drawn from Consolidated Financial Statements prepared in accordance with the relevant provisions of the Banking Regulation Act 1949, the circulars, guidelines and directions issued by the Reserve Bank of India (RBI), Insurance Regulatory and Development Authority of India (IRDAI), Pension Fund Regulatory and Development Authority (PFRDA), SEBI (Mutual Funds) Regulations, 1996 from time to time and Accounting Standards notified under the Companies (Accounting Standards) Rules, 2021 and as per the requirements of SEBI (Listing Obligations and Disclosure Requirements) Regulations, 2015 (as amended).
2. The above consolidated financial results for the quarter and year ended 31<sup>st</sup> March 2026 have been reviewed by the Audit Committee of the Board at its meeting held on 7<sup>th</sup> May 2026 and approved by the Board of Directors at its meeting held on 8<sup>th</sup> May 2026.
3. The figures for Q4FY2025-26 are the balancing figures between the figures as per audited financial statements for FY2025-26 and published figures for the nine months ended 31<sup>st</sup> December 2025. The figures for corresponding previous quarter i.e. Q4FY2024-25 are the balancing figures between the figures as per audited financial statements for FY2024-25 and published figures for the nine months ended 31<sup>st</sup> December 2024.
4. The above consolidated financial results for the quarter and year ended 31<sup>st</sup> March 2026 have been arrived at after considering necessary provisions for Non-Performing Assets (NPAs), Standard Assets, Standard Derivative Exposures, Restructured Assets, Non-Performing Investments, Contingencies, Employee Benefits, Direct Taxes (after adjustment for Deferred Tax) and other assets / items (based on estimates).
5. Other income of SBI Group includes commission from non-fund based activities, fee income, earnings from foreign exchange and derivative transactions, profit or loss on sale / revaluation of investments, insurance premium income and recoveries made in written-off accounts.
6. The Group has continued to follow the significant accounting policies and practices in preparation of the consolidated financial results for the quarter and year ended 31<sup>st</sup> March 2026, as followed in the previous financial year ended 31<sup>st</sup> March 2025.
7. The above consolidated financial results of State Bank of India ('SBI' or 'the Bank') include the results of SBI and its 27 Subsidiaries, 8 Joint Ventures and 17 Associates (including 14 Regional Rural Banks) from/upto respective date of their amalgamation / exit during the period, referred to as the "Group".
8. Pursuant to regulatory approval obtained from the Reserve Bank of India, SBI has divested its entire 14.96% stake comprising 7,90,80,000 equity shares in Jio Payments Bank Ltd to its joint venture partner, Jio Financial Services Ltd. (JFSL), on 18<sup>th</sup> June 2025. Following this disinvestment, Jio Payments Bank Ltd. is no longer a group company of SBI and is considered as jointly controlled entity only up to 17<sup>th</sup> June 2025 in Consolidated Financial Statements of SBI.



9. Pursuant to exercise of options under the approved Employee Stock Option Plan (ESOP), following group entities have issued equity shares to their eligible employees: -
- I. SBI Cards and Payment Services Limited has allotted 2,43,297 equity shares of ₹10 each during the year ended 31<sup>st</sup> March 2026. Consequently, the stake of SBI in SBI Cards and Payment Services Limited has reduced from 68.60% to 68.58%.
  - II. SBI Life Insurance Company Limited has allotted 9,57,038 equity shares of ₹10 each during the year ended 31<sup>st</sup> March 2026. Consequently, the stake of SBI in SBI Life Insurance Company Limited has reduced from 55.38% to 55.33%.
  - III. SBI Funds Management Limited has allotted 21,23,601 equity shares of ₹1 each during the year ended 31<sup>st</sup> March 2026. Consequently, the stake of SBI in SBI Funds Management Limited has reduced from 61.98% to 61.86% and the stake of SBI Group in SBI Funds Management (International) Private Limited & SBI Funds International (IFSC) Limited has reduced from 61.98% to 61.86% and stake of SBI Group in SBI Pension Funds Private Limited has reduced from 92.40% to 92.37%.
  - IV. SBI General Insurance Company Limited has allotted 1,31,432 equity shares of ₹10 each during the year ended 31<sup>st</sup> March 2026.
  - V. Yes Bank Limited has allotted 2,56,41,735 equity shares of ₹2 each during the year ended 31<sup>st</sup> March 2026.
10. Pursuant to regulatory approval obtained from the Reserve Bank of India and the Insurance Regulatory and Development Authority of India (IRDAI), SBI acquired an additional 4.925% equity stake in SBI General Insurance Company Ltd on 19<sup>th</sup> August 2025. Consequent to this acquisition and issuance of equity shares under ESOP scheme as mentioned in point no. 9(IV), the stake of SBI in SBI General Insurance Company Limited has increased from 68.99% to 73.87% as on 31<sup>st</sup> March 2026.
11. Pursuant to regulatory approval obtained from the Reserve Bank of India, SBI divested 13.18% of its equity shareholding in Yes Bank Limited, comprising 4,13,44,04,897 equity shares, on 17<sup>th</sup> September 2025. The said divestment resulted in a profit of ₹3,026.57 Crore (net of adjustments as per Accounting Standards 23 – 'Accounting for Investments in Associates in Consolidated Financial Statements') which has been recognised in the Consolidated Profit and Loss Account as "Exceptional Items". Consequent to the aforesaid transaction and issuance of equity shares under ESOP scheme as mentioned in point no. 9(V), the stake of SBI in Yes Bank Ltd. has reduced from 23.97% to 10.78% as on 31<sup>st</sup> March 2026 and continues to be classified as an Associate.
12. The Bank has allotted 30,59,97,552 fully paid-up equity shares to eligible Qualified Institutional Buyers (QIBs) at an Issue Price of ₹817.00 per equity share of face value of ₹1 each (including a premium of ₹816.00 per equity share), aggregating to ₹25,000 Crore, on 21<sup>st</sup> July 2025. Post allotment, the Paid-up Equity Share Capital of the Bank increased from ₹892.46 Crore to ₹923.06 Crore comprising of 923,06,17,586 equity shares of face value ₹1 each.
13. Pursuant to Gazette Notification No. CG-DL-E-24102025-267093 dated 23<sup>rd</sup> October 2025, the name of Chhattisgarh Rajya Gramin Bank and Jharkhand Rajya Gramin Bank has been changed to Chhattisgarh Gramin Bank and Jharkhand Gramin Bank respectively, from the date of notification.



14. Pursuant to Gazette Notification No. CG-DL-E-07042025-262329 dated 5<sup>th</sup> April 2025, the following Regional Rural Banks (RRBs) sponsored by the State Bank of India and RRBs sponsored by other banks have been amalgamated from 1<sup>st</sup> May 2025.

a) The details of amalgamation of RRBs, where the transferee RRBs are not sponsored by SBI are as below:

Sr. No.	Name of transferor RRBs	Sponsor Bank of transferor RRBs	New Name after Amalgamation of RRBs	Sponsor Bank of transferee RRBs
1	Andhra Pradesh Grameena Vikas Bank	State Bank of India	Andhra Pradesh Grameena Bank	Union Bank of India
	Chaitanya Godavari Grameena Bank	Union Bank of India		
	Andhra Pragathi Grameena Bank	Canara Bank		
	Saptagiri Grameena Bank	Indian Bank		
2	Saurashtra Gramin Bank	State Bank of India	Gujarat Gramin Bank	Bank of Baroda
	Baroda Gujarat Gramin Bank	Bank of Baroda		
3	Ellaquai Dehati Bank	State Bank of India	Jammu and Kashmir Grameen Bank	The Jammu and Kashmir Bank Ltd.
	J & K Grameen Bank	The Jammu and Kashmir Bank Ltd.		
4	Madhyanchal Gramin Bank	State Bank of India	Madhya Pradesh Gramin Bank	Bank of India
	Madhya Pradesh Gramin Bank	Bank of India		
5	Utkal Grameen Bank	State Bank of India	Odisha Grameen Bank	Indian Overseas Bank
	Odisha Gramya Bank	Indian Overseas Bank		

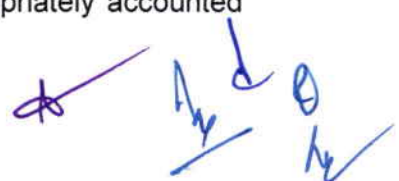
By virtue of above notification, the transfer of stake of Sponsor Banks has taken place at face value of the shares. Accordingly, in consolidated profit and loss account, SBI has debited ₹669.50 Crore (net) towards reversal of difference between the carrying value of investment (net of provision) and face value of investment in these five RRBs.

b) The details of amalgamation of RRBs, where the transferee RRB is sponsored by SBI are as below:

Sr. No.	Name of transferor RRBs	Sponsor Bank of transferor RRBs	New Name after Amalgamation of RRBs	Sponsor Bank of transferee RRBs
1	Rajasthan Marudhara Gramin Bank	State Bank of India	Rajasthan Gramin Bank	State Bank of India
	Baroda Rajasthan Kshetriya Gramin Bank	Bank of Baroda		

The carrying value of investment for newly formed RRB is included as per equity method given in Accounting Standards 23 – 'Accounting for Investments in Associates in Consolidated Financial Statements'.

15. On 21<sup>st</sup> November 2025, Government of India notified four Labour Codes viz. collectively referred to as "the Labour Codes" by subsuming 29 legislations relating thereto. The Rules relating to said Labour Codes are yet to be notified. Based on the broad assessment carried by the management, the Bank continues to comply with the major provisions and any consequential impact arising therefrom will be assessed and appropriately accounted upon such notification.



16. SBI Macquarie Infrastructure Management Pvt. Ltd. and SBI Macquarie Infrastructure Trustee Pvt. Ltd., jointly controlled entities of SBI, have initiated voluntary liquidation process with effect from 1<sup>st</sup> April 2026 and it is not material for SBI Group.
17. SBI has revalued its freehold immovable properties on 1<sup>st</sup> April 2025 (earlier revalued in financial year 2022-2023) based on valuation reports obtained from empaneled independent valuers. The net revaluation surplus amounting to ₹7,288.48 Crore has been credited to Revaluation Reserve.
18. In accordance with current RBI guidelines, the general clarification issued by ICAI has been considered in the preparation of the consolidated financial results. Accordingly, additional statutory information disclosed in separate financial statements of the parent and its subsidiaries having no bearing on the true and fair view of the consolidated financial results and also the information pertaining to the items which are not material have not been disclosed in the consolidated financial statements in view of the Accounting Standard Interpretation issued by ICAI.
19. The Central Board has declared a dividend of ₹ 17.35 per share @ 1735% for the year ended 31<sup>st</sup> March 2026.
20. Previous period/ year figures have been regrouped/ reclassified, wherever necessary, to conform to current period classification.



**Ravi Ranjan**  
Managing Director  
(R, C & SARG)



**Rama Mohan Rao Amara**  
Managing Director  
(RB & O)



**Rana Ashutosh Kumar Singh**  
Managing Director  
(IB, GM & T)



**Ashwini Kumar Tewari**  
Managing Director  
(CB & Subsidiaries)



**Challa Sreenivasulu Setty**  
(Chairman)

**In terms of our Report of even date**  
**For R G N Price & Co.**  
Chartered Accountants  
FRN: 002785S



**CA P.M. Veeramani**  
Partner  
M. No. 023933  
Place: Mumbai  
Date: 8<sup>th</sup> May 2026

**Independent Auditor's Report on the Standalone quarterly and year to date Financial Results of State Bank of India pursuant to the Regulation 33 and Regulation 52 read with regulation 63(2) of the SEBI (Listing Obligations and Disclosure Requirements) Regulations, 2015.**

To  
The Board of Directors,  
State Bank of India,

**Report on the Audit of the Standalone Financial Results**

**Opinion**

1. We have audited the accompanying Statement of Standalone Financial Results of State Bank of India ("the Bank") for the quarter and year ended March 31, 2026 ("the Statement") attached herewith, being submitted by the Bank pursuant to the requirements of Regulation 33 and 52 read with Regulation 63(2) of the SEBI (Listing Obligations and Disclosure Requirements) Regulations, 2015, as amended ("Listing Regulations") except for the disclosures relating to Pillar 3 disclosure as at March 31, 2026 including Leverage Ratio, Liquidity Coverage Ratio and Net Stable Funding Ratio under Basel III Capital Regulations as have been disclosed on the Bank's website and in respect of which a link has been provided in the Standalone Financial Results and have not been audited by us.

The Statement includes financial results/ financial information for the year ended on that date of:


- i. The Central offices, 17 Local Head offices, Global Market Unit, International Business Group, Corporate Accounts Group, Commercial Client Group, Stressed Asset Resolution Group, Central Accounts Offices and 30 branches audited by us;
- ii. 6313 Indian branches audited by Statutory Branch Auditors;
- iii. 35 Foreign branches audited by Local Auditors.

The branches audited by us and those audited by other auditors have been selected by the Bank in accordance with the guidelines issued to the Bank by the Reserve Bank of India. Also incorporated in the Balance Sheet, the Profit and Loss Account and Cash Flow Statement are the financial statement/ financial information from 19602 Indian branches (including other accounting units) which have not been subjected to audit. These unaudited branches account for 22.62% of advances, 43.00% of deposits, 22.61% of interest income and 40.04% of interest expenses.

2. In our opinion and to the best of our information and according to the explanations given to us, these standalone financial results:
  - i. are presented in accordance with the requirements of regulation 33 of the Listing Regulations in this regard except for the disclosures relating to Pillar 3 disclosure as at March 31, 2026 including leverage ratio, liquidity coverage ratio and net stable funding ratio under Basel III Capital Regulations as have been disclosed on the Bank's website and in respect of which a link has been provided in the financial results and have not been audited by us; and
  - ii. gives a true and fair view in conformity with the recognition and measurement principles laid down in the applicable accounting standards, the relevant provisions of the Banking Regulation Act, 1949, the State Bank of India Act, 1955, circulars, directions and guidelines issued by the Reserve Bank of India (RBI) from time to time ("the RBI guidelines") and other accounting principles generally accepted in India of the net profit and other financial information for the quarter ended March 31, 2026 as well as the year to date results for the period from April 1, 2025 to March 31, 2026.

**Basis of Opinion**

3. We conducted our audit in accordance with the Standards on Auditing (SAs) issued by the Institute of Chartered Accountants of India ("ICAI"). Our responsibilities under those SAs are further described in the Auditor's Responsibilities for the Audit of Standalone Financial Results section of our report. We are independent of the Bank in accordance with the Code of Ethics issued by the Institute of Chartered Accountants of India together with the ethical requirements that are relevant to our audit of the Standalone financial results, and we have fulfilled our other ethical responsibilities in accordance with these requirements and the Code of Ethics. We believe that the audit evidence we have obtained is sufficient and appropriate to provide a basis for our opinion.



### **Board of Directors' Responsibility for the Standalone Financial Results**

4. The Standalone financial results have been compiled from the annual standalone financial Statements and approved by the Board of Directors. The Bank's Board of Directors are responsible for the preparation of these Standalone financial results that gives a true and fair view of the net profit and loss and other financial information in accordance with the recognition and measurement principles laid down in the applicable accounting standards issued by ICAI, the relevant provisions of the Banking Regulation Act, 1949, State Bank of India Act, 1955, RBI Guidelines and other accounting principles generally accepted in India and in compliance with the Listing Regulations. This responsibility also includes maintenance of adequate accounting records in accordance with the provisions of the Banking Regulations Act, 1949 for safeguarding of the assets of the Bank and for preventing and detecting frauds and other irregularities; selection and application of appropriate accounting policies; making judgments and estimates that are reasonable and prudent; and design, implementation and maintenance of adequate internal financial controls that are operating effectively for ensuring the accuracy and completeness of the accounting records, relevant to the preparation and presentation of the Standalone financial results that give a true and fair view and are free from material misstatement, whether due to fraud or error which have been used for the purpose of preparation of the Standalone financial results by the Board of Directors of the Bank as aforesaid.

In preparing the Standalone financial results, the Board of Directors are responsible for assessing the ability of the Bank to continue as a going concern, disclosing, as applicable, matters related to going concern and using the going concern basis of accounting unless the Board of Directors either intends to liquidate the Bank or to cease operations, or has no realistic alternative but to do so.

The Board of Directors are responsible for overseeing the financial reporting process of the Bank.

### **Auditor's Responsibilities for the Audit of Standalone Financial Results**

5. Our objectives are to obtain reasonable assurance about whether the Standalone financial results as a whole is free from material misstatement, whether due to fraud or error, and to issue an auditor's report that includes our opinion. Reasonable assurance is a high level of assurance but is not a guarantee that an audit conducted in accordance with SAs will always detect a material misstatement when it exists. Misstatements can arise from fraud or error and are considered material if, individually or in the aggregate, they could reasonably be expected to influence the economic decisions of users taken on the basis of the Standalone financial results.
6. As part of an audit in accordance with SAs, we exercise professional judgment and maintain professional skepticism throughout the audit. We also:
  - Identify and assess the risks of material misstatement of the Standalone financial results, whether due to fraud or error, design and perform audit procedures responsive to those risks, and obtain audit evidence that is sufficient and appropriate to provide a basis for our opinion. The risk of not detecting a material misstatement resulting from fraud is higher than for one resulting from error, as fraud may involve collusion, forgery, intentional omissions, misrepresentations, or the override of internal control.
  - Obtain an understanding of internal control relevant to the audit in order to design audit procedures that are appropriate in the circumstances. As required by the Reserve Bank of India letter DOS.ARG. No.6270/08.91.001/2019-20 dated March 17, 2020 (as amended), we are also responsible for expressing our opinion on whether the Bank has adequate internal financial controls with reference to the standalone financial statements in place and the operating effectiveness of such controls.
  - Evaluate the appropriateness of accounting policies used and the reasonableness of accounting estimates and related disclosures made by the Board of Directors.
  - Conclude on the appropriateness of the Board of Directors' use of the going concern basis of accounting and, based on the audit evidence obtained, whether a material uncertainty exists related to events or conditions that may cast significant doubt on the Bank's ability to continue as a going concern. If we conclude that a material uncertainty exists, we are required to draw attention in our auditor's report to the related disclosures in the Standalone financial results or, if such disclosures are inadequate, to modify our opinion. Our conclusions are based on the audit evidence obtained up to the date of our auditor's report. However, future events or conditions may cause the Bank to cease to continue as a going concern.
  - Evaluate the overall presentation, structure, and content of the Standalone financial results, including the disclosures, and whether the Standalone financial results represent the underlying transactions and events in a manner that achieves fair presentation.
7. We communicate with those charged with governance regarding, among other matters, the planned scope and timing of the audit and significant audit findings, including any significant deficiencies in internal control that we identify during our audit.
8. We also provide those charged with governance with a statement that we have complied with relevant ethical requirements regarding independence, and to communicate with them all relationships and other matters that

✓ *[Handwritten signatures]*

may reasonably be thought to bear on our independence, and where applicable, related safeguards.

**Other Matters**

9. The Statement include the standalone financial results for the quarter ended March 31, 2026 being the balancing figure between the audited figures in respect of the year ended March 31, 2026 and the published unaudited year to date figures up to the third quarter of the current financial year which were subject to limited review by us as required by the Listing Regulations.
10. We did not audit the financial statements / financial information of 6348 branches (including 35 Foreign branches) included in the Standalone Financial Results of the Bank whose financial statements/financial information cover 50.27% of advances, 51.35% of deposits and 68.31% of non-performing assets as on March 31, 2026 and 35.69% of revenue for the period April 1, 2025 to March 31, 2026. The financial statements/ financial information of these branches have been audited by the branch auditors whose reports have been furnished to us, and in our opinion in so far as it relates to the amounts and disclosures included in respect of branches, is based on the report of such branch auditors.
11. In conduct of our audit, we have taken note of the unaudited financial statement/ financial information in respect of 19602 branches certified by the respective branch's management. These unaudited branches cover 22.62% of advances, 43.00% of deposits and 28.08% of non-performing assets as on March 31, 2026 and 19.83% of revenue for the period April 1, 2025 to March 31, 2026.

Our opinion on the Standalone Financial Results is not modified in respect of above matter.

<p>For <b>R G N Price &amp; Co.</b> Chartered Accountants FRN: 002785S</p>  <p>CA P.M. Veeramani Partner: M. No. 023933 UDIN: 26023933SIMWFA2658</p>	<p>For <b>Vinod Kumar &amp; Associates</b> Chartered Accountants FRN: 002304N</p>  <p>UDIN 26081263 OUF SMW 3 520</p> <p>CA Vinod Jain Partner: M. No.081263 UDIN: 26081263OUFSMW3500</p>	<p>For <b>Rama K Gupta &amp; Co.</b> Chartered Accountants FRN: 005005C</p>  <p>CA Ramakant Gupta Partner: M. No. 073853 UDIN: 26073853ZFRPRE4427</p>
<p>For <b>Varma &amp; Varma</b> Chartered Accountants FRN: 004532S</p>  <p>CA P R Prasanna Varma Partner: M. No. 025854 UDIN: 26025854OKDAEA7303</p>	<p>For <b>Gopal Sharma &amp; Co.</b> Chartered Accountants FRN: 002803C</p>  <p>CA Gautam Sharma Partner: M. No. 079225 UDIN: 26079225FUPCLK4200</p>	<p>For <b>B C Jain &amp; Co.</b> Chartered Accountants FRN: 001099C</p>  <p>CA Dr. Rishabh Jain Partner: M. No. 400912 UDIN: 26400912PRSUDK1133</p>
<p>For <b>O P Bagla &amp; Co. LLP</b> Chartered Accountants FRN: 000018N/N500091</p>  <p>CA Rakesh Kumar Partner: M. No. 087537 UDIN: 26087537XEQQVG6297</p>	<p>For <b>S G C O &amp; Co. LLP</b> Chartered Accountants FRN: 112081W/W100184</p>  <p>CA Suresh Murarka Partner: M. No. 044739 UDIN: 26044739FCFPHD2408</p>	<p>For <b>Ashwani &amp; Associates</b> Chartered Accountants FRN: 000497N</p>  <p>CA Sanjeeva Narayan Partner: M. No. 084205 UDIN: 26084205KRYUMX3548</p>
<p>For <b>M Bhaskara Rao &amp; Co.</b> Chartered Accountants FRN: 000459S</p>  <p>CA K.S. Mahidhar Partner: M. No. 220881 UDIN: 26220881QPHDYB4503</p>		
<p><b>Place: Mumbai</b> <b>Date: 08-May-2026</b></p>		

**R.G.N. PRICE & CO**  
**CHARTERED ACCOUNTANTS**

Phone : 2312960, 2316538  
Email : priceco@rgnprice.com  
Offices at : Chennai, Mumbai, Bengaluru, Quilon, Calicut

G 234, Panampally Nagar,  
Cochin - 682 036.

Date: 08<sup>th</sup> May 2026

**Independent Auditor's Report on the Annual Consolidated Financial Results under Regulation 33 and Regulation 52 read with 63(2) of the SEBI (Listing Obligations and Disclosure Requirements) Regulations, 2015 (as amended)**

To,  
The Board of Directors of  
State Bank of India.

**Report on the Audit of the Consolidated Financial Results**

**Opinion**

1. We have audited the accompanying Statement of Consolidated Financial Results comprising of Consolidated Financial Statements, Consolidated Profit & Loss statement and Consolidated Cash Flow Statement of State Bank of India ("the Bank") and its subsidiaries (the Bank and its subsidiaries together referred to as "the Group"), its associates and joint ventures, for the quarter and the year ended March 31, 2026 ("the Statement"), being submitted by the Bank pursuant to the requirement of Regulation 33 and 52 read with Regulation 63(2) of the SEBI (Listing Obligations and Disclosure Requirements) Regulations, 2015, as amended ("Listing Regulations") except for the disclosures relating to consolidated Pillar 3 disclosure as at March 31, 2026 including leverage ratio, liquidity coverage ratio and net stable funding ratio under Basel III Capital Regulations as have been disclosed on the Bank's website and in respect of which a link has been provided in the Financial Results and have not been audited by us.

HEAD OFFICE: CHENNAI  
BRANCHES: MUMBAI | KOCHI | KOLLAM | KOZHIKODE



2. In our opinion and to the best of our information and according to the explanations given to us, and based on the consideration of the reports of the other auditors on separate audited financial statements of subsidiaries, associates and joint ventures, the aforesaid Financial Results:

- a. includes the financial results, position, performance & cash flows of the following entities:

Sr. No.	Name of Subsidiary	Sr. No.	Name of Subsidiary
1	SBI Capital Markets Ltd.	15	State Bank Operations Support Services Pvt. Ltd.
2	SBICAP Securities Ltd.	16	SBI CDMDF Trustee Private Ltd
3	SBICAP Trustee Company Ltd.	17	SBI Funds Management (International) Pvt. Ltd.
4	SBI Ventures Ltd.	18	Commercial Indo Bank LLC, Moscow
5	SBI DFHI Ltd.	19	SBI Canada Bank
6	SBI Factors Ltd.	20	State Bank of India (California)
7	SBI Mutual Fund Trustee Company Pvt. Ltd.	21	State Bank of India (UK) Limited
8	SBI Payment Services Pvt Ltd.	22	State Bank of India Servicos Limitada.
9	SBI Pension Funds Pvt Ltd.	23	SBI (Mauritius) Ltd.
10	SBI Life Insurance Company Ltd.	24	PT Bank SBI Indonesia
11	SBI General Insurance Company Ltd.	25	Nepal SBI Bank Ltd.
12	SBI Cards and Payment Services Ltd.	26	Nepal SBI Merchant Banking Ltd.
13	SBI-SG Global Securities Services Pvt. Ltd.	27	SBI Funds International (IFSC) Ltd.
14	SBI Funds Management Ltd.		

Sr. No.	Name of Joint Venture	Sr. No.	Name of Joint Venture
1	C - Edge Technologies Ltd.	5	Macquarie SBI Infrastructure Trustee Ltd.
2	SBI Macquarie Infrastructure Management Pvt. Ltd.	6	Oman India Joint Investment Fund – Management Company Pvt. Ltd.
3	SBI Macquarie Infrastructure Trustee Pvt. Ltd.	7	Oman India Joint Investment Fund – Trustee Company Pvt. Ltd.
4	Macquarie SBI Infrastructure Management Pte. Ltd.	8	Jio Payments Bank Ltd. (up to 17-Jun-2025)

Sr. No.	Name of Associate	Sr. No.	Name of Associate
1	Andhra Pradesh Grameena Vikas Bank (up to 30-Apr-2025)	10	Rajasthan Marudhara Gramin Bank (up to 30-Apr-2025) Rajasthan Gramin Bank (from 01-May-2025)
2	Arunachal Pradesh Rural Bank	11	Uttarakhand Gramin Bank
3	Chhattisgarh Gramin Bank (formerly known as Chhattisgarh Rajya Gramin Bank)	12	Jharkhand Gramin Bank (formerly known as Jharkhand Rajya Gramin Bank)
4	Ellaquai Dehati Bank (up to 30-Apr-2025)	13	Saurashtra Gramin Bank (up to 30-Apr-2025)



Sr. No.	Name of Associate	Sr. No.	Name of Associate
5	Meghalaya Rural Bank	14	Telangana Grameena Bank
6	Madhyanchal Gramin Bank (up to 30-Apr-2025)	15	Yes Bank Ltd.
7	Mizoram Rural Bank	16	Bank of Bhutan Ltd.
8	Nagaland Rural Bank	17	Investec Capital Services (India) Private Ltd.
9	Utkal Grameen Bank (up to 30-Apr-2025)		

- b. are presented in accordance with the requirements of Regulation 33 & 52 read with 63(2) of Listing Regulations except for the disclosures relating to consolidated Pillar 3 disclosure as at March 31, 2026 including leverage ratio, liquidity coverage ratio and net stable funding ratio under Basel III Capital Regulations as have been disclosed on the Bank's website and in respect of which a link has been provided in the financial results and have not been audited by us; and
- c. gives a true and fair view, in conformity with the applicable accounting standards, the relevant provisions of the Banking Regulation Act, 1949, the State Bank of India Act, 1955 and the circulars, guidelines and directions issued by the Reserve Bank of India (RBI) and other accounting principles generally accepted in India, of the consolidated net profit and other financial information of the Group, its associates and joint ventures for the quarter and year ended March 31, 2026.

#### **Basis for Opinion**

3. We conducted our audit in accordance with the Standards on Auditing (SAs) issued by the Institute of Chartered Accountants of India. Our responsibilities under those SAs are further described in the Auditor's Responsibilities for the Audit of the Consolidated Financial Results section of our report. We are independent of the Group, its associates and joint ventures in accordance with the Code of Ethics issued by the Institute of Chartered Accountants of India together with the ethical requirements that are relevant to our audit of the Consolidated Financial Results, and we have fulfilled our other ethical responsibilities in accordance with these requirements and the Code of Ethics. We believe that the audit evidence obtained by us and other auditors in terms of their reports referred to in "Other Matter" paragraph below, is sufficient and appropriate to provide a basis for our opinion.

#### **Managements' Responsibility for the Consolidated Financial Results**

4. These Consolidated Financial Results have been compiled from the consolidated annual audited financial statements and approved by the Board of Directors.

The Bank's Board of Directors are responsible for the preparation and presentation of these Consolidated Financial Results that gives a true and fair view of the consolidated net profit and other financial information of the Group including its associates and joint ventures in accordance with the Accounting Standard issued by the Institute of Chartered Accountants of India, the relevant provisions of the Banking Regulation Act, 1949, the State Bank of India Act, 1955 and the circulars, guidelines and directions issued by the Reserve Bank of India (RBI) from time



to time ("RBI Guidelines") and other accounting principles generally accepted in India and in compliance with the Listing Regulations. The respective Board of Directors of the entities included in the Group and of its associates and joint ventures are responsible for maintenance of adequate accounting records in accordance with the provisions of the Banking Regulations Act, 1949 and applicable laws for safeguarding of the assets of group and for preventing and detecting frauds and other irregularities; selection and application of appropriate accounting policies; making judgments and estimates that are reasonable and prudent; and design, implementation and maintenance of adequate internal financial controls that were operating effectively for ensuring accuracy and completeness of the accounting records, relevant to the preparation and presentation of the Consolidated Financial Results that give a true and fair view and are free from material misstatement, whether due to fraud or error, which have been used for the purpose of preparation of the consolidated financial results by the Directors of the Bank, as aforesaid.

In preparing the Consolidated Financial Results, the respective Board of Directors of the entities included in the Group and of its associates and joint ventures are responsible for assessing the ability of the Group and of its associates and joint ventures to continue as a going concern, disclosing, as applicable, matters related to going concern and using the going concern basis of accounting unless the Board of Directors either intends to liquidate their respective entities or its associates or joint ventures or to cease operations, or has no realistic alternative but to do so.

The respective Board of Directors of the entities included in the Group and of its associates and joint ventures are responsible for overseeing the financial reporting process of the Group and of its associates and joint ventures.

#### **Auditor's Responsibilities for the Audit of the Consolidated Financial Results**

5. Our objectives are to obtain reasonable assurance about whether the Consolidated Financial Results as a whole are free from material misstatement, whether due to fraud or error, and to issue an auditor's report that includes our opinion. Reasonable assurance is a high level of assurance, but is not a guarantee that an audit conducted in accordance with Standards on Auditing will always detect a material misstatement when it exists. Misstatements can arise from fraud or error and are considered material if, individually or in the aggregate, they could reasonably be expected to influence the economic decisions of users taken on the basis of these Consolidated Financial Results.
6. As part of an audit in accordance with Standards on Auditing, we exercise professional judgment and maintain professional skepticism throughout the audit. We also:
  - Identify and assess the risks of material misstatement of the consolidated Financial Results, whether due to fraud or error, design and perform audit procedures responsive to those risks, and obtain audit evidence that is sufficient and appropriate to provide a basis for our opinion. The risk of not detecting a material misstatement resulting from fraud is higher than for one resulting from error, as fraud may involve collusion, forgery, intentional omissions, misrepresentations, or the override of internal control.



- Obtain an understanding of internal control relevant to the audit in order to design audit procedures that are appropriate in the circumstances, but not for the purpose of expressing an opinion on the operating effectiveness of the Banks' internal controls.
  - Evaluate the appropriateness of accounting policies used and the reasonableness of accounting estimates and related disclosures made by the Board of Directors.
  - Conclude on the appropriateness of the Board of Directors' use of the going concern basis of accounting and, based on the audit evidence obtained, whether a material uncertainty exists related to events or conditions that may cast significant doubt on the ability of the Group and its associates and joint ventures to continue as a going concern. If we conclude that a material uncertainty exists, we are required to draw attention in our auditor's report to the related disclosures in the consolidated Financial Results or, if such disclosures are inadequate, to modify our opinion. Our conclusions are based on the audit evidence obtained up to the date of our auditor's report. However, future events or conditions may cause the Group and its associates and joint ventures to cease to continue as a going concern.
  - Evaluate the overall presentation, structure and content of the consolidated Financial Results, including the disclosures, and whether the consolidated Financial Results represent the underlying transactions and events in a manner that achieves fair presentation.
  - Obtain sufficient appropriate audit evidence regarding the financial results/ financial information of the entities within the Group and its associates and joint ventures to express an opinion on the Consolidated Financial Results. We are responsible for the direction, supervision and performance of the audit of financial information of such entities included in the Consolidated Financial Results of which we are the independent auditors. For the other entities included in the Consolidated Financial Results, which have been audited by other auditors, such other auditors remain responsible for the direction, supervision and performance of the audits carried out by them. We remain solely responsible for our audit opinion.
7. We communicate with those charged with governance of the Bank and such other entities included in the Consolidated Financial Results of which we are the independent auditors regarding, among other matters, the planned scope and timing of the audit and Significant audit findings, including any significant deficiencies in internal control that we identify during our audit.
  8. We also provide those charged with governance with a statement that we have complied with relevant ethical requirements regarding independence, and to communicate with them all relationships and other matters that may reasonably be thought to bear on our independence, and where applicable, related safeguards.
  9. We also performed procedures in accordance with the Circular No. CIR/CFD/CMD1/44/2019 dated March 29, 2019 issued by the Securities Exchange Board of India under Regulation 33(8) of the Listing Regulations, as amended, to the extent applicable.



## Other Matters

10. The Standalone Financial Results consolidated in the Consolidated Financial Results were audited by nine-other joint auditors who have together rendered an unmodified opinion in their report dated May 08, 2026.
11. We did not audit the financial statements of 26 Subsidiaries, 08 Jointly Controlled Entities whose financial statements reflect total assets of ₹ 7,34,479.42 Crore as at March 31, 2026, total revenues of ₹ 1,74,070.82 Crore for the year ended on that date, as considered in the Consolidated Financial Statements. The Consolidated Financial Statements also include the Group's share of net profit of ₹ 1,471.41 Crore for the year ended March 31, 2026, as considered in the Consolidated Financial Statements, in respect of 16 associates, whose financial statements have not been audited by us. These financial statements have been audited by other auditors whose reports have been furnished to us by the Management and our opinion on the Consolidated Financial Statements, in so far as it relates to the amounts and disclosures included in respect of these subsidiaries, joint ventures and associates is based solely on the reports of such auditors.

In the case of 12 foreign subsidiaries / jointly controlled entities, the financial statements and other information has been prepared in accordance with accounting principles generally accepted in their respective countries and which has been audited by the other auditors under generally accepted Auditing standards as applicable in their respective countries. The management of such subsidiaries/ associates/jointly controlled entities has converted the financial information from accounting principles generally accepted in their respective countries to accounting policy of SBI and these conversion adjustments have been audited by the other auditors on whose report we have relied upon.

12. We did not audit the Financial Statements of 01 subsidiary whose Financial Statements reflect total assets of ₹ 9,855.51 Crore as at March 31, 2026, total revenues of ₹ 451.07 Crore as considered in the Consolidated Financial Statements. The Consolidated Financial Statements also include the Group's share of net profit of ₹ 25.79 Crore for the year ended March 31, 2026, as considered in the Consolidated Financial Statements, in respect of 01 associate, whose financial statements have not been audited by us. These financial statements are unaudited and have been furnished to us by the Management and our opinion on the Consolidated Financial Statements, in so far as it relates to the amounts and disclosures included in respect of these subsidiaries, associates and joint ventures is based solely on the management of such unaudited financial statements. In our opinion and according to the information and explanations given to us by the Management, these financial statements are not material to the Group.
13. The auditors of SBI Life Insurance Company Limited and SBI General Insurance Company Limited, subsidiaries of the Group, have reported that the actuarial valuation of liabilities for life policies in force, for policies in respect of which premium has been discontinued but liability exist as at March 31, 2026 and the actuarial valuation of liabilities in respect of Claims Incurred But Not Reported (IBNR) and Claims Not Incurred But Not Enough Reported (IBNER) is the responsibility of the Company's Appointed Actuary (the "Appointed Actuary"). The actuarial valuation of these liabilities for life policies in force and for policies in respect of which premium has been discontinued but liability exists as at March 31, 2026 has been duly certified by the Appointed Actuary and



in his opinion, the assumptions for such valuation are in accordance with the guidelines and norms issued by the Insurance Regulatory Development Authority of India (“IRDAI” / “Authority”) and the Institute of Actuaries of India in concurrence with the Authority. The auditors have relied upon Appointed Actuary’s certificate in this regard for forming our opinion on the valuation of liabilities for life policies in force and for policies in respect of which premium has been discontinued but liability exists in financial statements of the Company.

14. The Consolidated Financial Results include the results for the quarter ended March 31, 2026 being the balancing figure between the audited figures in respect of the full financial year and the published unaudited year to date figures up to the third quarter of the current financial year which were subject to limited review by us as required by the Listing Regulations.

Our opinion on the Consolidated Financial Results are not modified in respect of the above matters.

**R.G.N. Price & Co.,**  
**Chartered Accountants**  
**Firm Registration No. 002785S**

*P. M. Veeramani*

**CA P M Veeramani**  
**Partner**  
**Membership No. 023933**



**Place: Mumbai**  
**Date: 8<sup>th</sup> May, 2026**  
**UDIN: 26023933CBPBUK5841**

**STATEMENT OF DEVIATION / VARIATION IN UTILISATION OF FUNDS RAISED**

**[As per Regulation 32 (1) of SEBI (LODR) Regulations, 2015]**

Name of listed entity						State Bank of India
Mode of Fund Raising (Public Issue/Rights Issue/ Preferential Issue/ QIP/ Others)						Nil for Q4: 2025-26
Date of Raising Funds						Not Applicable
Amount Raised						Not Applicable
Report filed for Quarter						31.03.2026
Monitoring Agency						Not Applicable
Monitoring Agency Name, if applicable						Not Applicable
Is there a Deviation / Variation in use of funds raised?						Not Applicable
If yes, whether the same is pursuant to change in terms of a contract or objects, which was approved by the shareholders						Not Applicable
If Yes, Date of shareholder Approval						Not Applicable
Explanation for the Deviation/ Variation						Not Applicable
Comments of the Audit Committee after review						Not Applicable
Comments of the auditors, if any						Not Applicable
Objects for which funds have been raised and where there has been a deviation, in the following table						Not Applicable
Original Subject	Modified Object if any	Original Allocation	Modified allocation	Funds Utilised	Amount of Deviation/Variation for the quarter according to applicable object (INR Rs. crore and in %)	Remarks if any
Not Applicable						
<p>Deviation or Variation could mean:</p> <p>(a) Deviation in the objects or purposes for which the funds have been raised; or</p> <p>(b) Deviation in the amount of funds actually utilized as against what was originally disclosed; or</p> <p>(c) Change in terms of a contract referred to in the fund raising documents i.e. prospectus, letter of offer etc.</p>						
08 MAY 2026						 <b>(Kameshwar Rao Kodavanti)</b> <b>Chief Financial Officer</b>



bank.sbi

FR	2274 0356	✉ frt.dept@sbi.co.in
ACCOUNTS	2274 0364	✉ frt.accounts@sbi.co.in
GST	2274 0322	✉ servicetax.frt@sbi.co.in
TAX	2274 0363	✉ tax@sbi.co.in
TDS	2274 0152	✉ tds.frt@sbi.co.in
IFRS	2274 0185	✉ cfs.frt@sbi.co.in
		✉ ifc.frt@sbi.co.in
		✉ ifrs@sbi.co.in

वित्तीय रिपोर्टिंग आणि कर-आकारणी विभाग  
कॉरपोरेट केन्द्र  
उरा मजला, स्टेट बैंक भवन  
मादाम कामा रोड  
नरीमन पॉईंट  
मुंबई 400021

वित्तीय रिपोर्टिंग एवं कर-निर्धारण विभाग  
कॉरपोरेट केन्द्र  
उरी मजिल, स्टेट बैंक भवन  
मादाम कामा मार्ग  
नरीमन पॉईंट  
मुंबई 400021

Financial Reporting & Taxation Department  
Corporate Centre  
3rd Floor, State Bank Bhavan  
Madame Cama Road  
Nariman Point  
Mumbai 400021

**STATEMENT OF DEVIATION / VARIATION IN THE USE OF THE PROCEEDS OF ISSUE OF LISTED NON-CONVERTIBLE DEBT SECURITIES FOR THE QUARTER ENDED 31.03.2026**

**[As per Regulation 52 (7)/(7A) of SEBI (LODR) Regulations, 2015]**

**A. Statement of utilization of issue proceeds:**

Name of the Issuer	ISIN	Mode of fund raising (Public issue / private placement)	Type of instrument	Date of raising fund	Amount raised (₹ in Crore)	Fund utilized (₹ in Crore)	Any deviation (Yes/No)	If 8 is Yes, then specify the purpose of funds utilization	Remarks
State Bank of India	INE062A 08496	Private Placement	Basel III compliant Tier 2 Bonds	20.03.2026	6,051.00	6,051.00	No	NA	Nil

**B. Statement of deviation / variation in use of issue proceeds:**

Name of listed entity	State Bank of India
Mode of Fund Raising	Private Placement
Type of Instruments	Non-convertible, Taxable, Redeemable, Subordinated, Unsecured, Fully Paid-up Basel III compliant Tier 2 Bonds in the nature of debentures
Date of Raising Funds	20.03.2026
Amount Raised	₹ 6,051 crore for Q4: 2025-26 (Outstanding bonds as on 31.03.2026 is placed as Annexure 1)
Report filed for Quarter ended	31.03.2026
Is there a Deviation/Variation in use of funds raised?	No
Whether any approval is required to vary the objects of the issue stated in the prospectus/offer/document?	Not Applicable
If yes, details of the approval so required?	Not Applicable
Date of approval	Not Applicable
Explanation for the Deviation/Variation	Not Applicable
Comments of audit committee after review	Not Applicable
Comments of the auditors, if any	Not Applicable


Objects for which funds have been raised and where there has been a deviation, in the following table

Original Subject	Modified Object if any	Original Allocation (₹ in Crore)	Modified allocation (₹ in Crore)	Funds Utilised (₹ In Crore)	Amount of Deviation / Variation for the quarter according to applicable object (₹ crore and in %)	Remarks if any
Basel III compliant Tier 2 Bonds: For augmenting Tier 2 Capital and overall capital of the Bank for strengthening its capital adequacy and for enhancing its long-term resources in accordance with RBI guidelines.	Nil	6,051.00	Nil	6,051.00	Nil	Nil

Deviation could mean:

- (a) Deviation in the objects or purpose for which the funds have been raised.  
(b) Deviation in the amount of funds utilized as against what was originally disclosed.

08 MAY 2026



(Kameshwar Rao Kodavanti)  
Chief Financial Officer



bank.sbi

FR 2274 0356 ✉ frt.dept@sbi.co.in  
ACCOUNTS 2274 0364 ✉ frt.accounts@sbi.co.in  
GST 2274 0322 ✉ servicetax.frt@sbi.co.in  
TAX 2274 0363 ✉ tax@sbi.co.in  
TDS 2274 0152 ✉ tds.frt@sbi.co.in  
IFRS 2274 0185 ✉ cfs.frt@sbi.co.in  
✉ ifc.frt@sbi.co.in  
✉ ifrs@sbi.co.in

वित्तीय रिपोर्टिंग आणि कर-आकारणी विभाग कॉरपोरेट केन्द्र उरा मजला, स्टेट बैंक भवन मादाम कामा रोड नरीमन पॉईंट मुंबई 400021

वित्तीय रिपोर्टिंग एवं कर-निर्धारण विभाग कॉरपोरेट केन्द्र उरी मंजिल, स्टेट बैंक भवन मादाम कामा मार्ग नरीमन पॉईंट मुंबई 400021

Financial Reporting & Taxation Department Corporate Centre 3rd Floor, State Bank Bhavan Madame Cama Road Nariman Point Mumbai 400021

Annexure 1

List of Domestic Bond (Non-Convertible Debt Securities) raised by State Bank of India and Outstanding as on 31.03.2026

Sr. No.	ISIN	Mode of Fund Raising	Type of instrument- Non-convertible securities	Date of raising funds	Amount Raised (₹ in Crore)	Funds utilized (₹ in Crore)	Any deviation (Yes / No)	If 8 is Yes, then specify the purpose of funds utilization	Remarks
1	INE062A08231	Private Placement	Tier 2	21-08-2020	8,931.00	8,931.00	No	NA	Nil
2	INE062A08280	Private Placement	AT1	03-09-2021	4,000.00	4,000.00	No	NA	Nil
3	INE062A08298	Private Placement	AT1	18-10-2021	6,000.00	6,000.00	No	NA	Nil
4	INE062A08306	Private Placement	AT1	14-12-2021	3,974.00	3,974.00	No	NA	Nil
5	INE062A08314	Private Placement	AT1	09-09-2022	6,872.00	6,872.00	No	NA	Nil
6	INE062A08322	Private Placement	Tier 2	23-09-2022	4,000.00	4,000.00	No	NA	Nil
7	INE062A08330	Private Placement	LTB	06-12-2022	10,000.00	10,000.00	No	NA	Nil
8	INE062A08348	Private Placement	LTB	19-01-2023	9,718.00	9,718.00	No	NA	Nil
9	INE062A08355	Private Placement	AT1	21-02-2023	4,544.00	4,544.00	No	NA	Nil
10	INE062A08363	Private Placement	AT1	09-03-2023	3,717.00	3,717.00	No	NA	Nil
11	INE062A08371	Private Placement	AT1	14-07-2023	3,101.00	3,101.00	No	NA	Nil
12	INE062A08389	Private Placement	LTB	01-08-2023	10,000.00	10,000.00	No	NA	Nil
13	INE062A08397	Private Placement	LTB	26-09-2023	10,000.00	10,000.00	No	NA	Nil
14	INE062A08405	Private Placement	Tier 2	02-11-2023	10,000.00	10,000.00	No	NA	Nil
15	INE062A08413	Private Placement	AT1	19-01-2024	5,000.00	5,000.00	No	NA	Nil
16	INE062A08421	Private Placement	LTB	27-06-2024	10,000.00	10,000.00	No	NA	Nil
17	INE062A08439	Private Placement	LTB	11-07-2024	10,000.00	10,000.00	No	NA	Nil
18	INE062A08447	Private Placement	Tier 2	29-08-2024	7,500.00	7,500.00	No	NA	Nil
19	INE062A08454	Private Placement	Tier 2	20-09-2024	7,500.00	7,500.00	No	NA	Nil
20	INE062A08462	Private Placement	AT1	24-10-2024	5,000.00	5,000.00	No	NA	Nil
21	INE062A08470	Private Placement	LTB	19-11-2024	10,000.00	10,000.00	No	NA	Nil
22	INE062A08488	Private Placement	Tier 2	20-10-2025	7,500.00	7,500.00	No	NA	Nil
23	INE062A08496	Private Placement	Tier 2	20-03-2026	6,051.00	6,051.00	No	NA	Nil
				<b>TOTAL</b>	<b>1,63,408.00</b>	<b>1,63,408.00</b>			

08 MAY 2026




bank.sbi

FR 2274 0356 ✉ frt.dept@sbi.co.in  
ACCOUNTS 2274 0364 ✉ frt.accounts@sbi.co.in  
GST 2274 0322 ✉ servicetax.frt@sbi.co.in  
TAX 2274 0363 ✉ tax@sbi.co.in  
TDS 2274 0152 ✉ tds.frt@sbi.co.in  
IFRS 2274 0185 ✉ cfs.frt@sbi.co.in  
✉ ifc.frt@sbi.co.in  
✉ ifrs@sbi.co.in

वित्तीय रिपोर्टिंग आणि कर-आकारणी विभाग कॉर्पोरेट केन्द्र उरा मजला, स्टेट बैंक भवन मादाम कामा रोड नरीमन पॉईंट मुंबई 400021

वित्तीय रिपोर्टिंग एवं कर-निर्धारण विभाग कॉर्पोरेट केन्द्र उरी मंजिल, स्टेट बैंक भवन मादाम कामा मार्ग नरीमन पॉईंट मुंबई 400021

Financial Reporting & Taxation Department Corporate Centre 3rd Floor, State Bank Bhavan Madame Cama Road Nariman Point Mumbai 400021

**R.G.N.PRICE & CO**  
**CHARTERED ACCOUNTANTS**

**Phone** : 2312960, 2316538  
**Email** : [priceco@rgnprice.com](mailto:priceco@rgnprice.com)  
**Offices at** : Chennai, Mumbai, Bengaluru, Quilon, Calicut  
**UDIN** : 26023933KKJVKL6272

G 234, Panampally Nagar,  
**Cochin** - 682 036.  
Date : 08.05.2026

**Independent Auditors Certificate on Security Coverage and Compliance of All Covenants in  
respect of Listed Unsecured Non-Convertible Debt Securities of State Bank of India as on  
31<sup>st</sup> March 2026**

To,

**BSE Ltd/ National Stock Exchange Limited / Debenture Trustee(s)**

1. This Certificate is issued in accordance with the terms of engagement vide letter **CC/FINANCE/CFO/FRT/FR/NBS/560 dated 16.03.2026**
2. This certificate is issued at the request of **State Bank of India (“the bank”)** in respect of Security Coverage and Compliance of all Covenants in respect of Listed Unsecured Non-Convertible Debt Securities as on 31<sup>st</sup> March 2026.

**Introduction**

3. Securities and Exchange Board of India (SEBI) vide its circular no. SEBI/HO/DDHS-PoD-1/P/CIR/2025/117 dated August 13, 2025 has prescribed for issue of Security Cover Certificate on the information given by bank management in Annexure I (‘Statement’) by the statutory auditor of the bank to its debenture trustee in respect of listed unsecured debt securities of the entity as per the requirements of Regulation 54(2)/(3) read with Regulation 56(1)(d) of Listing Obligations and Disclosure Requirements Regulation, 2015 and amendments thereto (‘LODR Regulations’) in the format “Annexure I”, which we have initialed for identification purpose only.

**Managements’ Responsibility for the Statement**

4. The implementation and usage of fund received, creating security cover and being compliant of the covenants of the debt borrowings in line with agreed terms with the lender and preparation, accuracy and completeness of the details mentioned in the Annexure I is the responsibility of the Management of the Bank including the preparation and maintenance of all accounting records and other relevant supporting documents. This responsibility includes designing, implementing and maintaining internal



control relevant to the preparation and presentation of the details given in the Annexure I and applying an appropriate basis of preparation; and making estimates that are reasonable in the circumstances.

5. The Management is also responsible for ensuring that the Bank complies with the related requirements of the Securities Exchange Board of India (SEBI) and Reserve Bank of India (RBI) as applicable in this regard.

#### **Auditor's Responsibility**

6. Our responsibility is to issue a certificate, in respect of Security Cover and Compliance of all Covenants specifically stated in the Debenture Trust Deed of the listed unsecured debts issued by the Bank as on 31<sup>st</sup> March 2026, that the details given in Annexure I are correct and accurate, taking into account information available from the books of accounts maintained and other information and explanation provided to us by the management of the Bank.
7. The books of accounts and other evidences referred to in paragraph 4 above, have been perused by us for the purpose of issue of this certificate in accordance with guidelines prescribed by ICAI which requires us to plan and perform the review to obtain reasonable assurance about whether the particulars furnished are free of material misstatement.
8. We carried out our examination in accordance with the Guidance Note on Reports or Certificates for Special Purposes issued by the Institute of Chartered Accountants of India. The Guidance Note requires that we comply with the ethical requirements of the Code of Ethics issued by the Institute of Chartered Accountants of India.

#### **Procedures, Assumptions and Limitations**

9. We have,
  - a) Obtained and read on test check basis, the information memorandum in respect of Unsecured Debt Securities.
  - b) Traced and agreed the principal amount of the debt securities outstanding as on 31<sup>st</sup> March 2026 to the financial results.
  - c) Since the debt securities issued are unsecured, there is no security cover required as on 31<sup>st</sup> March 2026.
10. The compliances of all Covenants of the listed unsecured debt securities as presented to us by the management of the Bank is co-related with the underlying documents produced before us and no audit of the same was performed for the purpose of this certificate.



## Opinion

11. Based on our examination as above, and the information and explanations given to us, we certify that the details stated in the Annexure I are correct and accurate and we have examined the compliances made by the Bank in respect of all covenants of the listed unsecured non-convertible debt securities specifically stated in the Debenture Trust Deed and certify that all such covenants have been complied by the Bank as on 31<sup>st</sup> March 2026.

## Restriction on Use

12. This certificate has been issued at the request of the Bank. It is intended solely for the consumption of the addressee and is not to be used for any other purpose or to be distributed to any other parties. Accordingly, we do not accept or assume any liability or any duty of care for any other purpose or to any other party to whom this certificate is shown or into whose hands it may come without our prior consent in writing.

For R G N Price & Co  
Chartered Accountants  
FR No : 002785S





P M Veeramani  
Partner  
M No : 023933

**Annexure I**

Column A	Column B	Column C [i]	Column D[ii]	Column E[iii]	Column F[iv]	Column G[v]	Column H[vi]	Column H 1	Column I[vii]	Column J	Column K	Column L	Column M	Column N	Column O
Particulars	Description of asset for which this certificate relate	Exclusive Charge	Exclusive Charge	Pari-Passu Charge	Pari-Passu Charge	Pari-Passu Charge	Assets not offered as Security	Debt not backed by any assets offered as security (Clause 1.9 of SEBI DT master Circular dated August 13, 2025.	Elimination (amount in negative)	(Total C to H)	Related to only those items covered by this certificate				
		Debt for which this certificate being issued	Other Secured Debt	Debt for which this certificate being issued	Assets shared by pari passu debt holder (includes debt for which this certificate is issued & other debt with pari passu charge)	Other assets on which there is pari-passu charge (excluding items covered in column F)			debt amount considered more than once (due to exclusive plus pari passu charge)		Market Value for Assets charged on Exclusive basis	Carrying /book value for exclusive charge assets where market value is not ascertainable or applicable (For Eg. Bank Balance, DSRA market value is not applicable)	Market Value for Pari passu charge Assets viii	Carrying value/book value for pari passu charge assets where market value is not ascertainable or applicable (For Eg. Bank Balance, DSRA market value is not applicable)	Total Value(=K +L+M+N)
		Book Value	Book Value	Yes/ No	Book Value	Book Value									
ASSETS															
Property, Plant and Equipment															
Capital Work-in-Progress															
Right of Use Assets															
Goodwill															
Intangible Assets															





