

Works:

43/5, Bahalgarh Road, P.O. Bahalgarh – 131021
Distt. Sonapat (Haryana) INDIA
Tel.: 0130- 2216666
Email: eskavee@gmail.com Website. www.jaschindustries.com,
CIN : L24302DL1985PLC383771

JI/SE/FR
26th May 2026

The BSE Ltd,
Deptt of Corporate Services,
Phiroze Jeejeebhoy Towers,
Dalal Street, Mumbai 400001

Re: Outcome of Board Meeting

Sub: Integrated Filing (Financials) for the quarter & financial year ended on 31st March 2026

Dear Sirs,


Pursuant to Regulation 33 of SEBI (Listing Obligations & Disclosure Requirements) Regulations 2015, we are enclosing the following:


1. Audited stand-alone financial results of the Company for the quarter & financial year ended on 31st March 2026 as reviewed by the Audit Committee and approved by the Board of Directors of the Company in their respective meetings, both held today;
2. Statement of Assets & Liabilities as at 31-03-2026
3. Statement of Cash Flow for the year ended on 31-03-2026
4. Related Party Transactions for the half-year ended on 31-03-2026
5. Audit Report issued by the Statutory Auditors of the Company on above results

The meeting of the Board of Directors of the Company commenced at 12:30 hours and concluded at 14:30 hours

Kindly take the same on record.

Yours faithfully,
For Jasch Industries Ltd


Jai Kishan Garg
Chairman
Encl: As above



A. FINANCIAL RESULTS

JASCH INDUSTRIES LIMITED

Regd Office: 502 , NDM-II , NSP, Pitampura, Delhi - 110034

CIN: L24302DL1985PLC383771


Statement of Standalone Audited Financial Results for the quarter and financial year ended on 31st March 2026
(Rs. In Lakh) (EPS In Rs. Only)

Sno	Particulars	STANDALONE				
		Quarter Ended			Year Ended	Year Ended
		31.03.26	31.12.25	31.03.25	31.03.26	31.03.25
	Audited	Unaudited	Audited	Audited	Audited	
1	Income					
	Revenue from operation	7,795.90	5,722.44	4,979.07	22,868.40	18,387.53
	Other income	9.40	(2.01)	23.93	16.06	78.55
	Total income	7,705.30	5,720.43	5,003.00	22,884.46	18,466.08
2	Expenses					
	(a) Cost of materials consumed	5,480.09	4171.98	3,247.91	16,227.16	12,917.37
	(b) Purchase of Stock-in-trade	-	-	-	-	-
	(c) Change in inventories of finished goods, work-in-progress and stock-in-trade	(16.07)	(54.26)	230.91	(148.47)	(21.28)
	(d) Employee benefits expenses	388.55	369.43	387.83	1,498.19	1,367.76
	(e) Finance Costs	44.80	42.03	36.10	170.43	160.95
	(f) Depreciation & amortization expenses	79.72	76.96	74.42	310.57	301.55
	(g) Other Expenses					
	(i) Power and Fuel	453.99	352.60	336.43	1,487.36	1,444.44
	(ii) Store & Spares/Consumables	13.04	13.11	12.60	48.81	59.36
	(iii) Other expenditure	501.83	404.11	368.44	1,491.09	1,262.81
	Total Expenses	6,945.95	5,375.96	4,694.64	21,085.14	17,492.96
3	Profit / (Loss) before exceptional item & tax	859.35	344.47	308.36	1799.32	973.12
4	Exceptional Item(Net)	(0.21)	-	-	11.46	-
5	Profit / (Loss) before tax	859.56	344.47	308.36	1787.86	973.12
6	Less: Tax expenses					
7	Current Tax	206.61	86.81	56.05	447.16	228.54
8	Deferred Tax	15.33	-	(4.00)	15.33	(4.00)
9	Profit / (Loss) for the period from continuing operations	637.62	257.66	256.31	1,325.37	748.58
10	Profit / (Loss) from discontinued operation before tax	-	-	-	-	-
11	Tax Expense on discontinued operation	-	-	-	-	-
12	Profit / (Loss) from discontinued operation after tax	-	-	-	-	-
13	Profit / (Loss) for the period	637.62	257.66	256.31	1,325.37	748.58
14	Other comprehensive income	-	-	-	-	-
	(i) Items that will not be reclassified to profit or loss	-	-	-	-	-
	(ii) Income tax relating to items that will not be reclassified to profit or loss	-	-	-	-	-
	(iii) Items that will be reclassified to profit or loss	-	-	-	-	-
	(iv) Income tax relating to items that will be reclassified to profit or loss	-	-	-	-	-
	Other Comprehensive Income	-	-	-	-	-
	Total Comprehensive income / (loss) for the period	637.62	257.66	256.31	1,325.37	748.58
15	Total Profit or Loss attributable to					
	Profit or Loss, attributable to owners of parent.	-	-	-	-	-
	Total profit or loss, attributable to non-controlling interests	-	-	-	-	-
16	Total Comprehensive income for the period attributable to	-	-	-	-	-
	Comprehensive income for the period attributable to owners of parent	637.62	257.66	256.31	1,325.37	748.58
	Total Comprehensive income for the period attributable to owners of parent non-controlling interests.	-	-	-	-	-
17	Details of equity share capital					



	Paid-up equity share capital (Face value of Rs. 10/- each)	679.80	679.80	679.80	679.80	679.80
18	Details of debt securities	-	-	-	-	-
19	Reserve excluding Revaluation Reserves	7,009.31	6,371.70	5,683.94	7,009.31	5,683.94
20	Earning per share					
i	Earnings per equity share from continuing operations					
	(a) Basic	9.38	3.79	3.77	19.50	11.01
	(b) Diluted	9.38	3.79	3.77	19.50	11.01
ii	Earnings per equity share from discontinued operations					
	(a) Basic	-	-	-	-	-
	(b) Diluted	-	-	-	-	-
iii	Earnings per equity share					
	(a) Basic	9.38	3.79	3.77	19.50	11.01
	(b) Diluted	9.38	3.79	3.77	19.50	11.01

Amey,



JASCH INDUSTRIES LIMITED

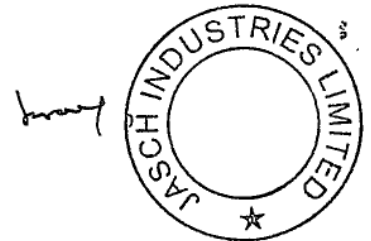
Regd. Office: 502, NDM-II, NSP, Pitampura Delhi - 110034

CIN: L24302DL1985PLC383771

Standalone Segment wise Revenue, Results, Assets and Liabilities for the quarter and financial year ended 31st March 2026

(Rs. in lakh)

Sno	Particulars	STANDALONE				
		Quarter Ended			Year Ended	Year Ended
		31.03.26	31.12.25	31.03.25	31.03.26	31.03.25
		Audited	Unaudited	Audited	Audited	Audited
1	Segment Revenue					
	a) Synthetic Leather & Allied Products - P.V.C	2,970.86	2,852.04	2,473.33	11,241.61	10,265.53
	b) Synthetic Leather & Allied Products - PU	4,834.44	2,868.39	2,529.67	11,642.85	8,200.55
	c) Unallocated	-	-	-	-	-
	Total	7,805.30	5,720.43	5,003.00	22,884.46	18,466.08
	Less: Inter-segment Revenue	-	-	-	-	-
	Revenue From Operations	7,805.30	5,720.43	5,003.00	22,884.46	18,466.08
2	Segment Result (Profit (+) / Loss (-) before Tax and Interest					
	a) Synthetic Leather & Allied Products - P.V.C	226.79	237.68	142.71	866.53	663.12
	b) Synthetic Leather & Allied Products- PU	677.36	148.82	201.75	1,103.22	470.95
	c) Unallocated	-	-	-	-	-
	Total	904.15	386.50	344.46	1,969.75	1,134.07
	Less: (i) Interest	44.80	42.03	36.10	170.43	160.95
	(ii) Other un-allocable expenditure Net of un-allocable income	-	-	-	-	-
	Total Profit Before Tax	859.35	344.47	308.37	1,799.32	973.12
3	Segment Assets					
	a) Synthetic Leather & Allied Products - P.V.C	8,270.28	7,694.34	5,815.04	8,270.28	5,815.04
	b) Synthetic Leather & Allied Products - PU	7,992.54	5,062.47	5,138.28	7,992.54	5,138.28
	c) Unallocated	-	-	-	-	-
	Total Segment Assets	16,262.82	12,756.81	10,953.32	16,262.82	10,953.32
4	Segment Liabilities					
	a) Synthetic Leather & Allied Products - P.V.C	7,930.38	7,354.44	5,475.14	7,930.38	5,475.14
	b) Synthetic Leather & Allied Products- PU	7,652.64	4,722.57	4,798.38	7,652.64	4,798.38
	c) Unallocated	679.80	679.80	679.80	679.80	679.80
	Total Segment Liabilities	16,262.82	12,756.81	10,953.32	16,262.82	10,953.32



JASCH INDUSTRIES LIMITED


Regd. Office: 502, NDM-II, NSP, Pitampura Delhi - 110034

CIN: L24302DL1985PLC383771

STANDALONE AUDITED STATEMENT OF ASSETS AND LIABILITIES AS AT 31ST MARCH 2026

(Rs in lakh)

Particulars	Standalone As At	
	31st March, 2026	31st March, 2025
ASSETS		
Non-Current Assets		
a) Property, Plant and Equipment	3,855.38	3,938.05
b) Capital work-in-progress	2,337.75	547.54
c) Investment Property	-	-
d) Goodwill	-	-
e) Other Intangible Assets	-	-
f) Financial assets	-	-
i) Investments	0.10	0.10
ii) Trade Receivables	-	-
iii) Loans	-	-
iv) Others	168.15	163.58
g) Deferred Tax Assets (Net)	-	-
h) Other non-current assets	-	11.35
Current assets		
a) Inventories	3,455.22	2,534.20
b) Financial assets		
i) Investments	-	-
ii) Trade receivables	5,516.46	3,345.65
iii) Cash and cash equivalents	3.05	9.19
iv) Bank Balances other than (iii) above	181.69	175.96
v) Loans	-	-
vi) Others	-	-
c) Current Tax Assets (Net)	-	-
d) Other current assets	745.02	227.70
i) Preliminary Expenses (to the extent not written off)	-	-
TOTAL ASSETS	16,262.82	10,953.32
EQUITY AND LIABILITIES		
Equity		
a) Equity share capital	679.80	679.80
b) Other equity	7,009.31	5,683.94
Liabilities		
Non-current liabilities		
a) Financial liabilities		
i) Borrowings	1,560.98	622.61
ia) Lease liabilities	-	-
ii) [Trade payables:		
A) Total outstanding dues of micro enterprises and small enterprises; and	-	-
B) Total outstanding dues of creditors other than micro enterprises and small enterprise]	-	-
iii) Other financial liabilities (other than those specified in items (b)	-	-
b) Provisions	-	-
c) Deferred tax liability (Net)	239.86	224.53
d) Other non-current liabilities	-	-
Current liabilities		
a) Financial liabilities		
i) Borrowings	2,639.99	1,616.62
ia) Lease liabilities	-	-
ii) [Trade payables:		
A) Total outstanding dues of micro enterprises and small enterprises; and	220.41	123.26
B) Total outstanding dues of creditors other than micro enterprises and small enterprise]	3,603.82	1,788.05
iii) Other financial liabilities (other than those specified in items (c)	28.59	11.08
b) Other current liabilities	207.49	173.39
c) Provisions	31.21	30.04
d) Current Tax Liabilities (Net)	41.36	-
TOTAL EQUITY AND LIABILITIES	16,262.38	10,953.32



bmj.

JASCH INDUSTRIES LIMITED

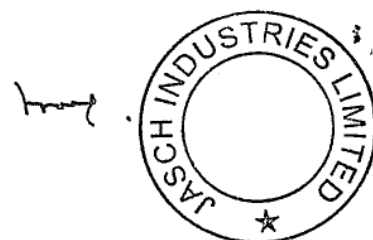
Regd. Office: 502, NDM-II, NSP, Pitampura Delhi - 110034

CIN: L24302DL1985PLC383771

STANDALONE STATEMENT OF CASH FLOW FOR THE FINANCIAL YEAR ENDED 31ST MARCH 2026

(Rs. in lakh)

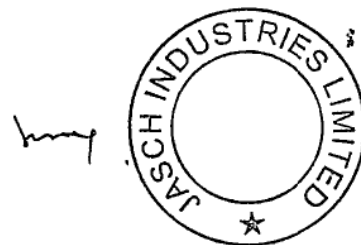
Particulars	Standalone	
	31.03.2026	31.03.2025
CASH FLOW FROM OPERATING ACTIVITIES:		
Profit before tax		973.12
	1,799.32	
Adjustments to reconcile net profit to net cash provided by operating activities	-	-
Depreciation and amortization	310.57	301.55
Finance cost	265.91	177.27
Exchange differences on translation of assets and liabilities	0	(16.71)
Interest, dividend and other income	(15.40)	(11.87)
Net (gain) / reduction in the fair value of assets held for sale	-	-
Bad debts written off	45.35	55.83
Other adjustments	(6.27)	(9.05)
Operating profit before working capital changes	2,399.48	1,470.13
Adjustments for change in assets and liabilities	-	-
(Increase) / decrease in trade receivables	(2,170.81)	(600.82)
(Increase) / decrease in inventories	(921.02)	(541.83)
Other financial assets and other assets	(516.29)	102.16
Increase / (decrease) in trade payables	1,912.92	789.46
Other financial liabilities, other liabilities and provisions	52.79	(85.62)
Income taxes paid	(458.62)	(297.30)
Exceptional items	-	(32.83)
Net cash flows (used in)/generated from operating activities after exceptional items	298.46	803.37
CASH FLOW FROM INVESTING ACTIVITIES:	-	-
Inflows		
Sale proceeds of vehicles, plant and equipment	1.77	2.63
Interest & other income	15.40	11.87
Sale of Investments in subsidiaries(Net)	-	-
Sale of current investments	-	-
Exchange Rate effect	-	-
Gain on sale of short-term investments	-	-
Inflow from investing activity	17.18	14.50
Outflows		
Purchase of Property, plant and equipment	2,017.60	1,892.40
Purchase of non-current investments	-	-
Purchase of current investments (net)	-	-
Investment in subsidiaries	-	-
Outflow from Investing Activity	2,017.0	1,892.40
Net cash (used in) / generated from investing activities	(2,000.42)	(1,877.89)
CASH FLOW FROM FINANCING ACTIVITIES:	-	-
Inflows		
Proceeds from long-term borrowings	1,357.29	840.33
Proceeds of short-term borrowings	1,098.72	378.16
Inflow from financing activity	2,456.01	1,218.50
Outflows		
Repayment of long-term borrowings (Net)	222.05	262.44
Repayment of short-term borrowings (Net)	272.22	-
Dividend paid	-	-
Interest paid	265.91	177.27
Outflow from financing activity	760.18	439.71
Net cash (used in) / generated from financing activities	1,695.83	778.79
NET INCREASE/(DECREASE) IN CASH AND CASH EQUIVALENTS	(6.14)	(295.73)
Cash and cash equivalence at beginning of the year	9.19	304.92
Cash and cash equivalence at end of the year	3.05	9.19



B. STATEMENT ON DEVIATION OR VARIATION FOR PROCEEDS OF PUBLIC ISSUE, RIGHTS ISSUE, PREFERENTIAL ISSUE, QUALIFIED INSTITUTIONS PLACEMENT ETC. - Not Applicable.


C. FORMAT FOR DISCLOSING OUTSTANDING DEFAULT ON LOANS AND DEBT SECURITIES

S. No.	Particulars	Rs. in lakh
1.	Loans / revolving facilities like cash credit from banks / financial institutions	
A.	Total amount outstanding as on date	4200.97
B.	Of the total amount outstanding, amount of default as on date	0
2.	Unlisted debt securities i.e. NCDs and NCRPS	
A.	Total amount outstanding as on date	0
B.	Of the total amount outstanding, amount of default as on date	0
3.	Total financial indebtedness of the listed entity including short-term and long-term debt	0



D. FORMAT FOR DISCLOSURE OF RELATED PARTY TRANSACTIONS FOR THE HALF YEAR ENDED ON 31.03.2026 (RS. IN LAKH)

S. No	Details of the party (listed entity/subsidiary) entering into the transaction		Details of the counterparty		Type of related party transaction	Value of the related party transaction as approved by the audit committee	Value of transaction during the reporting period	In case monies are due to either party as a result of the transaction		Details of the loans, inter-corporate deposits, advances or investments				Purpose for which the funds will be utilised by the ultimate recipient of funds (end-usage)		
	Name	PAN	Name	PAN				Relationship of the counterparty with the listed entity or its subsidiary	Opening balance	Closing balance (Debit Balance) Credit Balance	Nature of indebtedness (loan/issuance of debt/any other etc.)	Cost	Tenure		Nature (loan/advance/inter-corporate deposit/investment)	Interest Rate (%)
1	Jasch Industries Ltd		Jasch Industries Ltd Employees Group Gratuity Trust	AACTJ0922G	Wholly Owned Gratuity Trust	100.00	28.33	0.00	0.00							
2	Jasch Industries Ltd		Ramnik Garg	AERPG7988Q	Executive Director (KMP)	71.39	71.39	0.00	0.00							
3	Jasch Industries Ltd		Navneet Garg	AAHPG0896K	Executive Director (KMP)	71.39	71.39	0.00	0.00							
4	Jasch Industries Ltd		Rushil Garg	BROP62198F	Executive Director (KMP)	27.72	27.72	0.00	0.00							
5	Jasch Industries Ltd		S.K. Verma	AAGPV5647J	Company Secretary (KMP)	48.60	48.60	0.00	0.00							
6	Jasch Industries Ltd		Jyoti Rani	BSNPR1508L	Chief Financial Officer (KMP)	8.81	8.81	0.00	0.00							
7	Jasch Industries Ltd		Neetu	AEUPN374IF	Independent Director	2.20	2.20	0.00	0.00							
8	Jasch Industries Ltd		Om Prakash Garg	AAEP62642Q	Independent Director	2.00	2.00	0.00	0.00							
9	Jasch Industries Ltd		Shri Bhagwan Gupta	ADPG60379P	Independent Director	2.20	2.20	0.00	0.00							
10	Jasch Industries Ltd		Suresh Goyal	ABJP69729L	Independent Director	0.60	0.60	0.00	0.00							
11	Jasch Industries Ltd		Umesh Kumar Gupta	AAPPG9071J	Consultant (Relative of Directors)	50	6.46	0.00	0.00							
12	Jasch Industries Ltd		Rishit Garg	EIRPG4888R	(Relative of Directors)	50	9.24	0.00	0.00							
13	Jasch Industries Ltd		IMARS Fashion	AAJPJ1117E	Related to Directors	50	0.00	0.00	0.00							
14	Jasch Industries Ltd		Jasch Gauging Technologies Ltd	AAFCJ2071C	Common Director	50	23.96	-03.27	-01.45							
15	Jasch Industries Ltd		Paramount Intercontinent Pvt. Ltd.	AABCP7313F	Common Director	50	00.21	0.00	0.00							




Handwritten signature


- E. STATEMENT ON IMPACT OF AUDIT QUALIFICATIONS (FOR AUDIT REPORT WITH MODIFIED OPINION) SUBMITTED ALONG-WITH ANNUAL AUDITED FINANCIAL RESULTS (Standalone and Consolidated separately) (applicable only for Annual Filing i.e., 4th quarter) – **Not Applicable as Audit Report is unmodified.**

Notes:

1. The above results have been reviewed by the Audit committee and approved by the Board of Directors at their respective meeting held today. The Statutory Auditors of the Company have carried out an audit of these financial results.
2. The financial results have been prepared in accordance with Indian Accounting Standards (Ind AS).
3. Figures for the previous periods have been regrouped, wherever necessary, to conform to the current period's classification.
4. The figures of last quarter are the balancing figures between audited figures in respect of the full financial year and the published year-to-date figures up to the third quarter of the current financial year.

Place: Sonipat
Date: 26th May 2026




Jai Kishan Garg
Chairman

JASCH INDUSTRIES LIMITED

JASCH

Works:

43/5, Bahalgarh Road,
Sonipat (Haryana) 131021
Phone : 0130-2216666

Website. www.jaschindustries.com
CIN : L24302DL1985PLC383771

Declaration on Audit Qualification

[vide SEBI Circular No. CIR/CFD/CMD/56/2016 dated May 27, 2016]

We hereby confirm that there is no audit qualification with respect to the audited standalone financial results of the Company for the financial year ended 31st March 2026.

Place: Sonipat
Date: 26th May 2026

For Jasch Industries Limited




Jai Kishan Garg
Chairman



Independent Auditor's Report (Unmodified Opinion) on Audited standalone Quarterly Financial Results and Year to Date Results of the Company Pursuant to the Regulation 33 of the SEBI (Listing Obligations and Disclosure Requirements) Regulations, 2015

To the Board of Directors of
Jasch Industries Ltd

Report on the audit of the Standalone Financial Results

Opinion

We have audited the accompanying standalone quarterly financial results of Jasch Industries Limited (the company) for the quarter ended 31st March 2026 and the year to date results for the period from April 01, 2025 to March 31, 2026, attached herewith, being submitted by the company pursuant to the requirement of Regulation 33 of the SEBI (Listing Obligations and Disclosure Requirements) Regulations, 2015, as amended ("Listing Regulations").

In our opinion and to the best of our information and according to the explanations given to us these standalone financial results:

- i. are presented in accordance with the requirements of Regulation 33 of the Listing Regulations in this regard; and
- ii. give a true and fair view in conformity with the recognition and measurement principles laid down in the applicable accounting standards and other accounting principles generally accepted in India of the net profit/loss and other comprehensive income and other financial information for the quarter ended 31st March 2026 as well as the year to date results for the period from April 01, 2025 to March 31, 2026.


Basis for Opinion

We conducted our audit in accordance with the Standards on Auditing (SAs) specified under section 143(10) of the Companies Act, 2013 (the Act). Our responsibilities under those Standards are further described in the Auditor's Responsibilities for the Audit of the Standalone Financial Results section of our report. We are independent of the Company in accordance with the Code of Ethics issued by the Institute of Chartered Accountants of India together with the ethical requirements that are relevant to our audit of the financial results under the provisions of the Companies Act, 2013 and the Rules thereunder, and we have fulfilled our other ethical responsibilities in accordance with these requirements and the Code of Ethics. We believe that the audit evidence we have obtained is sufficient and appropriate to provide a basis for our opinion.

Our opinion is not modified in respect of this matter.

Management's Responsibilities for the Standalone Financial Results

These quarterly financial results as well as the year to date standalone financial results have been prepared on the basis of the interim financial statements. The Company's Board of Directors are responsible for the preparation of these financial results that give a true and fair view of the net profit/loss and other



comprehensive income and other financial information in accordance with the recognition and measurement principles laid down in Indian Accounting Standard 34, 'Interim Financial Reporting' prescribed under Section 133 of the Act read with relevant rules issued thereunder and other accounting principles generally accepted in India and in compliance with Regulation 33 of the Listing Regulations. This responsibility also includes maintenance of adequate accounting records in accordance with the provisions of the Act for safeguarding of the assets of the Company and for preventing and detecting frauds and other irregularities; selection and application of appropriate accounting policies; making judgments and estimates that are reasonable and prudent; and design, implementation and maintenance of adequate internal financial controls that were operating effectively for ensuring the accuracy and completeness of the accounting records, relevant to the preparation and presentation of the standalone financial results that give a true and fair view and are free from material misstatement, whether due to fraud or error.

In preparing the standalone financial results, the Board of Directors are responsible for assessing the Company's ability to continue as a going concern, disclosing, as applicable, matters related to going concern and using the going concern basis of accounting unless the Board of Directors either intends to liquidate the Company or to cease operations, or has no realistic alternative but to do so.


The Board of Directors are also responsible for overseeing the Company's financial reporting process.

Auditor's Responsibilities for the Audit of the Standalone Financial Results

Our objectives are to obtain reasonable assurance about whether the standalone financial results as a whole are free from material misstatement, whether due to fraud or error, and to issue an auditor's report that includes our opinion. Reasonable assurance is a high level of assurance, but is not a guarantee that an audit conducted in accordance with SAs will always detect a material misstatement when it exists. Misstatements can arise from fraud or error and are considered material if, individually or in the aggregate, they could reasonably be expected to influence the economic decisions of users taken on the basis of these standalone financial results.

As part of an audit in accordance with SAs, we exercise professional judgment and maintain professional skepticism throughout the audit. We also:

- Identify and assess the risks of material misstatement of the standalone financial results, whether due to fraud or error, design and perform audit procedures responsive to those risks, and obtain audit evidence that is sufficient and appropriate to provide a basis for our opinion. The risk of not detecting a material misstatement resulting from fraud is higher than for one resulting from error, as fraud may involve collusion, forgery, intentional omissions, misrepresentations, or the override of internal control.
- Obtain an understanding of internal control relevant to the audit in order to design audit procedures that are appropriate in the circumstances, but not for the purpose of expressing an opinion on the effectiveness of the company's internal control.
- Evaluate the appropriateness of accounting policies used and the reasonableness of accounting estimates and related disclosures made by the Board of Directors.



Auditor's Responsibilities for the Audit of the Standalone Financial Results (continued)

- Conclude on the appropriateness of the Board of Directors' use of the going concern basis of accounting and, based on the audit evidence obtained, whether a material uncertainty exists related to events or conditions that may cast significant doubt on the Company's ability to continue as a going concern. If we conclude that a material uncertainty exists, we are required to draw attention in our auditor's report to the related disclosures in the financial results or, if such disclosures are inadequate, to modify our opinion. Our conclusions are based on the audit evidence obtained up to the date of our auditor's report. However, future events or conditions may cause the Company to cease to continue as a going concern.
- Evaluate the overall presentation, structure and content of the standalone financial results, including the disclosures, and whether the financial results represent the underlying transactions and events in a manner that achieves fair presentation.

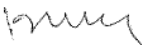
We communicate with those charged with governance regarding, among other matters, the planned scope and timing of the audit and significant audit findings, including any significant deficiencies in internal control that we identify during our audit.

We also provide those charged with governance with a statement that we have complied with relevant ethical requirements regarding independence, and to communicate with them all relationships and other matters that may reasonably be thought to bear on our independence, and where applicable, related safeguards.

b) For the Review of the standalone financial results for the quarter ended 31 March 2026

We conducted our review of the standalone financial results for the quarter ended 31 March 2026 in accordance with the Standard on Review Engagements ("SRE") 2410 'Review of Interim Financial Information Performed by the Independent Auditor of the Entity', issued by the ICAI. A review of interim financial information consists of making inquiries, primarily of the Company's personnel responsible for financial and accounting matters and applying analytical and other review procedures. A review is substantially less in scope than an audit conducted in accordance with SAs specified under section 143(10) of the Act and consequently does not enable us to obtain assurance that we would become aware of all significant matters that might be identified in an audit. Accordingly, we do not express an audit opinion.

For Arora & Choudhary Associates
Chartered Accountants
(Firm Registration No. 003870N)


CA Vijay Kumar Choudhary
(Partner)
Membership No. 081843
UDIN: 26081843HAKDAJ1139



Place of signature : New Delhi
Date: 26.05.2026