



Venky's (India) Limited

Regd. & Corporate Office :
'Venkateshwara House', S.No. 114/A/2,
Pune-Sinhagad Road, Pune-411030, India.
Phone : 020 - 71251530 to 32
Fax : 020 - 2425 1077, 2425 1060
www.venkys.com
CIN : L01222PN1976PLC017422



Date: 14th May, 2026.

The National Stock Exchange of
India Limited,
'Exchange Plaza',
Bandra-Kurla Complex, Bandra (E),
Mumbai – 400 051.

Bombay Stock Exchange limited,
Phiroze Jeejeebhoy Towers,
Dalal Street,
Mumbai – 400 001.

Dear Sir,

Subject: Audited Financial Results for the quarter and year ended 31st March, 2026-
Venky's (India) Limited.

Ref: - Scrip Code (i) Bombay Stock Exchange Limited - **523261**
(ii) National Stock Exchange of India Limited - **VENKEYS**

Pursuant to Regulation 33(3)(a) Securities and Exchange Board of India (Listing Obligations and Disclosure Requirements) Regulations, 2015, we are enclosing herewith Audited Financial Results of Venky's (India) Limited for the quarter and year ended 31st March, 2026 which were reviewed by the Audit Committee and approved and taken on record by the Board of Directors at their respective meetings, held on 14th May, 2026.

Further, the Board has also recommended a dividend of Rs. 10/- per equity share (100%) for the year ended 31st March, 2026, subject to the approval of shareholders at the ensuing Annual General Meeting. The dividend if approved by the shareholders will be paid within the statutory time limit after the Annual General Meeting.

The aforesaid Board Meeting commenced at 10.30. A.M. IST and was concluded at 12.30 PM IST.

Kindly take the said documents on your records and acknowledge receipt of the same.

FOR VENKY'S (INDIA) LIMITED

ROHAN BHAGWAT
COMPANY SECRETARY &
COMPLIANCE OFFICER



Encl: As above


VENKY'S (INDIA) LIMITED

STATEMENT OF FINANCIAL RESULTS FOR THE QUARTER AND YEAR ENDED 31ST MARCH, 2026

(Rupees in Lakhs)

Particulars	Quarter Ended			Year Ended	
	31/03/2026	31/12/2025	31/03/2025	31/03/2026	31/03/2025
	(Audited) Rs.	(Audited) Rs.	(Audited) Rs.	(Audited) Rs.	(Audited) Rs.
INCOME					
Revenue from operations	1,10,047	96,015	84,316	3,72,732	3,30,699
Other income	1,573	983	1,188	4,761	4,418
TOTAL INCOME (I)	1,11,620	96,998	85,504	3,77,493	3,35,117
EXPENSES					
Cost of materials consumed	71,110	64,834	56,772	2,52,059	2,18,496
Purchases of bearer biological assets	1,194	1,632	1,186	5,496	5,162
Purchases of stock-in-trade	7,355	4,303	6,263	24,684	22,686
Changes in inventories of finished goods, work-in-progress, stock-in-trade and biological assets	(1,570)	(870)	202	(2,389)	(2,004)
Employee benefits expense	6,717	6,463	6,115	25,927	23,684
Finance costs	340	431	428	1,704	1,634
Depreciation and amortisation expense	937	926	998	3,710	3,673
Other expenses	12,265	12,665	11,241	47,747	45,515
TOTAL EXPENSES (II)	98,348	90,384	83,205	3,58,938	3,18,846
PROFIT BEFORE TAX (I-II)	13,272	6,614	2,299	18,555	16,271
Less: Tax expense :					
Current tax	3,228	1,421	488	4,649	3,950
Deferred tax	(93)	335	481	(19)	659
Tax adjustment in respect of earlier period	-	-	-	-	-
Sub Total	3,135	1,756	969	4,630	4,609
PROFIT FOR THE PERIOD (A)	10,137	4,858	1,330	13,925	11,662
OTHER COMPREHENSIVE INCOME					
Items that will not be reclassified to profit or loss					
Re-measurement gains/(losses) on defined benefit plans [#]	(621)	-	(190)	(621)	(190)
Less: Income tax	(156)	-	(48)	(156)	(48)
Sub Total	(465)	-	(142)	(465)	(142)
OTHER COMPREHENSIVE INCOME FOR THE PERIOD (B)	(465)	-	(142)	(465)	(142)
TOTAL COMPREHENSIVE INCOME FOR THE PERIOD (A+B)	9,672	4,858	1,188	13,460	11,520
Paid-up equity share capital (Face Value of ₹ 10/- each)	1,409	1,409	1,409	1,409	1,409
Other equity				1,58,200	1,46,149
Earnings per share (Nominal Value of Share: ₹ 10/- per equity share) (* not annualised)	*	*	*		
(a) Basic	71.96	34.48	9.44	98.85	82.78
(b) Diluted	71.96	34.48	9.44	98.85	82.78

Based on the actuarial valuation report taken by the Company on annual basis.



Venky's (India) Limited
Segment Information

(Rupees in Lakhs)


	Particulars	Quarter Ended			Year Ended	
		31/03/2026	31/12/2025	31/03/2025	31/03/2026	31/03/2025
		(Audited) Rs.	(Audited) Rs.	(Audited) Rs.	(Audited) Rs.	(Audited) Rs.
1	SEGMENT REVENUE					
	a. Poultry and Poultry Products	55,236	50,118	47,124	1,89,675	1,92,796
	b. Animal Health Products	10,595	9,747	8,750	39,164	33,931
	c. Oilseed	47,651	39,073	30,741	1,55,414	1,14,075
	Total	1,13,482	98,938	86,615	3,84,253	3,40,802
	Less: Inter-segment Revenue	3,435	2,923	2,299	11,521	10,103
	Revenue From Operations	1,10,047	96,015	84,316	3,72,732	3,30,699
2	SEGMENT RESULTS					
	Profit before tax and interest					
	a. Poultry and Poultry Products	8,079	4,864	412	6,546	9,951
	b. Animal Health Products	3,113	2,347	1,777	9,899	7,235
	c. Oilseed	2,518	897	574	5,438	1,914
	Total	13,710	8,108	2,763	21,883	19,100
	Less:					
	(i) Interest	340	431	428	1,704	1,634
	(ii) Other unallocable expenditure net of unallocable income	98	1,063	36	1,624	1,195
	Total Profit Before Tax	13,272	6,614	2,299	18,555	16,271
3	SEGMENT ASSETS					
	a. Poultry and Poultry Products	85,333	86,235	82,366	85,333	82,366
	b. Animal Health Products	23,336	24,995	24,288	23,336	24,288
	c. Oilseed	75,830	71,201	67,876	75,830	67,876
	Total	1,84,499	1,82,431	1,74,530	1,84,499	1,74,530
	d. Unallocable assets	46,367	36,601	32,503	46,367	32,503
	Total Assets	2,30,866	2,19,032	2,07,033	2,30,866	2,07,033
4	SEGMENT LIABILITIES					
	a. Poultry and Poultry Products	29,390	32,210	26,912	29,390	26,912
	b. Animal Health Products	5,933	3,699	4,850	5,933	4,850
	c. Oilseed	13,644	11,370	5,280	13,644	5,280
	Total	48,967	47,279	37,042	48,967	37,042
	d. Unallocable Liabilities	22,290	21,817	22,433	22,290	22,433
	Total Liabilities	71,257	69,096	59,475	71,257	59,475



VENKY'S (INDIA) LIMITED
BALANCE SHEET AS AT 31ST MARCH 2026

(Rupees in Lakhs)

Particulars	As at	As at
	31 Mar 2026	31 Mar 2025
	(Audited)	(Audited)
	Rs.	Rs.
ASSETS		
Non-current Assets		
Property, Plant and Equipment	63,265	63,086
Capital work-in-progress	856	789
Right of use assets	315	393
Goodwill	1,010	1,010
Other Intangible assets	51	3
Financial Assets	-	-
- Other financial assets	19,969	4,339
Income tax assets (Net)	522	522
Other non-current assets	3,049	2,640
	(a) 89,037	72,782
Current Assets		
Inventories	32,901	24,788
Biological assets	22,331	21,111
Financial assets	-	-
-Investments	21,334	12,157
-Trade receivables	54,404	55,381
-Cash and cash equivalents	6,216	1,488
-Bank balances other than cash and cash equivalents	2,877	17,377
-Other financial assets	511	941
Other current assets	1,255	1,008
	(b) 1,41,829	1,34,251
Total Assets (a+b)	2,30,866	2,07,033
EQUITY AND LIABILITIES		
Equity		
Equity Share capital	1,409	1,409
Other Equity	1,58,200	1,46,149
	(a) 1,59,609	1,47,558
Liabilities		
Non-current liabilities		
Financial liabilities		
- Borrowings	950	-
- Lease liabilities	226	313
- Other financial liabilities	27	49
Provisions	2,373	2,059
Deferred tax liabilities (Net)	3,775	3,950
Other non current liabilities	46	51
	(b) 7,397	6,422
Current Liabilities		
Financial liabilities		
- Borrowings	15,327	16,514
- Lease liabilities	148	139
- Trade payables		
Total outstanding dues of micro enterprises and small enterprises	2,969	3,145
Total outstanding dues of creditors other than micro enterprises and small enterprises	30,287	23,652
- Other financial liabilities	5,272	3,236
Other current liabilities	8,341	5,121
Provisions	567	403
Current tax liabilities (net)	949	843
	(c) 63,860	53,053
Total Equity and Liabilities (a+b+c)	2,30,866	2,07,033




VENKY'S (INDIA) LIMITED

STATEMENT OF CASH FLOWS FOR THE YEAR ENDED 31ST MARCH 2026

(Rupees in Lakhs)

Particulars	Year Ended	
	31/03/2026	31/03/2025
	(Audited) Rs.	(Audited) Rs.
A. CASH FLOWS FROM OPERATING ACTIVITIES		
Profit before tax	18,555	16,271
Adjustments for:		
Depreciation and amortization expense	3,710	3,673
Interest income	(1,689)	(1,399)
Finance cost	1,704	1,634
Government grant amortized in statement of profit and loss	(5)	(5)
Fair value changes in biological assets	(1,888)	(823)
Loss on property, plant & equipment sold/ discarded (net)	14	20
Fair Value adjustment/Gain on sale of current investments (net)	(870)	(880)
Provision for credit impaired debts and advances	(6)	(216)
Profit on lease modification	-	(6)
Loss/ (Gain) on unrealised foreign exchange	1.00	(67)
Operating profit before changes in assets and liabilities	19,526	18,202
Changes in assets and liabilities		
Inventories	(8,113)	(7,620)
Biological assets	669	(146)
Trade receivables & other financial assets	464	14,035
Non financial assets	(685)	(429)
Trade payables and other financial liabilities	8,737	(14,073)
Non financial liabilities and provisions	3,078	274
Cash generated from operations	23,676	10,244
Direct taxes paid (net of refunds)	(4,544)	(3,624)
NET CASH GENERATED BY OPERATING ACTIVITIES	19,132	6,620
B. CASH FLOWS FROM INVESTING ACTIVITIES		
Proceeds from sale of property, plant & equipment	32	71
Payments towards acquisition of property, plant & equipment and Intangible assets	(4,113)	(4,583)
Proceeds/(Payments) towards sales/purchases in mutual funds (net)	(8,307)	(768)
Interest received	1,551	1,453
NET CASH (USED IN) INVESTING ACTIVITIES	(10,837)	(3,827)
C. CASH FLOWS FROM FINANCING ACTIVITIES		
Repayment of long-term borrowings	1,533	-
Repayment of long-term borrowings	(184)	-
Proceeds from/(Repayment) of short-term borrowings (net)	(1,587)	(237)
Lease liability paid	(181)	(242)
Finance cost paid	(1,723)	(1,562)
Dividend paid	(1,425)	(973)
NET CASH (USED IN) FINANCING ACTIVITIES	(3,567)	(3,014)
NET INCREASE/ (DECREASE) IN CASH AND CASH EQUIVALENTS	4,728	(221)
CASH AND CASH EQUIVALENTS AT THE BEGINNING OF THE YEAR	1,488	1,710
CASH AND CASH EQUIVALENTS AT THE END OF THE YEAR	6,216	1,488



NOTES:

1. During the quarter ended 31st March, 2026, there has been an overall improvement in the performance of all the three segments of the Company.
 - Poultry and Poultry Products segment's good performance can be attributed to improved realizations from sale of day old chicks and grownup birds.
 - Animal Health Products Segment continued to post good results because of better product mix and focus on quality.
 - Oilseed Segment's performance has vastly improved due to higher capacity utilization and its ability to deliver high quality products in a competitive environment.
2. The Board has recommended a dividend of Rs.10/- (100%) per share for the year ended 31st March, 2026. The dividend will be paid to shareholders within statutory timelines after approval of shareholders in the ensuing Annual General Meeting.
3. The above results were perused by the Audit Committee and thereafter approved by the Board of Directors at their respective meetings held on 14th May, 2026.
4. Figures of the last quarter are balancing figures between audited figures in respect of the full financial year and the published year to date figures upto the third quarter of the current financial year.
5. The statutory auditor has issued an unqualified audit report pertaining to financials for year ended 31st March, 2026.
6. Pursuant to SEBI circular no. SEBI/HO/DDHS/DDHS-RACPOD1/P/CIR/2023/172 October 19, 2023 it is hereby confirmed that the Company is not a Large borrowing Company under the said circular, however details required under the circular are provided as under:

Particulars	(Rs. in Cr.)
Outstanding Qualified Borrowings at the start of the financial year	NIL
Highest credit rating of the company relating to the unsupported bank borrowings or plain vanilla bonds, which have no structuring/support built in.	NIL
Incremental borrowing done during the year (qualified borrowing)	NIL
Borrowings by way of issuance of debt securities during the year	NIL

7. Previous year/period figures are regrouped/reclassified to conform to the current year's presentation.

Place: Pune
Date: 14th May, 2026

For Venky's (India) Limited



B. Balaji Rao
Managing Director
DIN: 00013551

Sudit K. Parekh & Co. LLP

Chartered Accountants

INDEPENDENT AUDITOR'S REPORT TO THE BOARD OF DIRECTORS OF VENKY'S (INDIA) LIMITED

Report on the audit of the Financial Results

Opinion

We have audited the accompanying quarterly financial results of Venky's (India) Limited ("the Company") for the quarter ended 31st March, 2026 and year-to-date financial results for the period from 01st April, 2025 to 31st March, 2026 ("the financial results"), attached herewith, being submitted by the Company pursuant to the requirement of Regulation 33 of the Securities and Exchange Board of India (Listing Obligations and Disclosure Requirements) Regulations, 2015, as amended ("Listing Regulations").

In our opinion and to the best of our information and according to the explanations given to us these financial results:

- i. are presented in accordance with the requirements of Regulation 33 of the Listing Regulations in this regard; and
- ii. give a true and fair view in conformity with the recognition and measurement principles laid down in the applicable Indian Accounting Standard 34 "Interim Financial Reporting" ("IND AS 34") prescribed under section 133 of the Companies Act, 2013 ("the Act") read with relevant rules issued thereunder and other accounting principles generally accepted in India of the net profit and other comprehensive income and other financial information for the quarter ended 31st March, 2026 as well as year-to-date results for the period from 01st April, 2025 to 31st March, 2026.

Basis for Opinion

We conducted our audit in accordance with the Standards on Auditing (SAs) specified under section 143(10) of the Act. Our responsibilities under those SAs are further described in the *Auditor's Responsibilities for the Audit of the financial results* section of our report. We are independent of the Company in accordance with the Code of Ethics issued by the Institute of Chartered Accountants of India together with the ethical requirements that are relevant to our audit of the financial results under the provisions of the Act, and the Rules thereunder, and we have fulfilled our other ethical responsibilities in accordance with these requirements and the Code of Ethics. We believe that the audit evidence we have obtained is sufficient and appropriate to provide a basis for our opinion.



VEN Business Centre, S. No. 135/1, Baner-Pashan Link Road, Pashan, Pune – 411 021, India

Mumbai | Pune | Hyderabad | Gurugram | Bengaluru

Registered Office: 2002, Urmi Estate – Tower A, 20th Floor, 95, Ganpatrao Kadam Marg, Lower Parel (West), Mumbai – 400013, India | T +91 22 6617 8100 | W www.suditkparekh.com

Sudit K. Parekh & Co. (a partnership firm with Registration No. B-124243) converted to Sudit K. Parekh & Co. LLP (LLP Identification No. AAO-8539, a Limited Liability Partnership registered with limited liability) with effect from April 11, 2019

Sudit K. Parekh & Co. LLP

Chartered Accountants

Management and Those Charged with Governance Responsibilities for the financial results

These quarterly as well as the year-to-date financial results have been prepared on the basis of annual financial statements. The Company's Management and Board of Directors are responsible for the preparation of these financial results that give a true and fair view of the net profit and other comprehensive income and other financial information in accordance with the recognition and measurement principles laid down in IND AS 34 prescribed under Section 133 of the Act, read with relevant rules issued thereunder and other accounting principles generally accepted in India and in compliance with Regulation 33 of the Listing Regulations. This responsibility also includes maintenance of adequate accounting records in accordance with the provisions of the Act for safeguarding of the assets of the Company and for preventing and detecting frauds and other irregularities; selection and application of appropriate accounting policies; making judgments and estimates that are reasonable and prudent; and design, implementation and maintenance of adequate internal financial controls that were operating effectively for ensuring the accuracy and completeness of the accounting records, relevant to the preparation and presentation of the financial results that give a true and fair view and are free from material misstatement, whether due to fraud or error.

In preparing the financial results, the Management and Board of Directors are responsible for assessing the Company's ability to continue as a going concern, disclosing, as applicable, matters related to going concern and using the going concern basis of accounting unless the Board of Directors either intends to liquidate the Company or to cease operations, or has no realistic alternative but to do so.

The Board of Directors are also responsible for overseeing the Company's financial reporting process.

Auditor's Responsibilities for the Audit of the financial results

Our objectives are to obtain reasonable assurance about whether the financial results as a whole are free from material misstatement, whether due to fraud or error, and to issue an auditor's report that includes our opinion. Reasonable assurance is a high level of assurance, but is not a guarantee that an audit conducted in accordance with SAs will always detect a material misstatement when it exists. Misstatements can arise from fraud or error and are considered material if, individually or in the aggregate, they could reasonably be expected to influence the economic decisions of users taken on the basis of these financial results.

As part of an audit in accordance with SAs, we exercise professional judgement and maintain professional skepticism throughout the audit. We also:

- Identify and assess the risks of material misstatement of the financial results, whether due to fraud or error, design and perform audit procedures responsive to those risks, and obtain audit evidence that is sufficient and appropriate to provide a basis for our opinion. The risk of not detecting a material misstatement resulting from fraud is higher than for one resulting from error, as fraud may involve collusion, forgery, intentional omissions, misrepresentations, or the override of internal control.
- Obtain an understanding of internal control relevant to audit in order to design audit procedures that are appropriate in the circumstances. Under section 143(3)(i) of the Act, we are also responsible for expressing our opinion through a separate report on the complete set of financial statements on whether the Company has adequate internal financial controls with reference to financial statements in place and the operating effectiveness of such controls.
- Evaluate the appropriateness of accounting policies used and the reasonableness of accounting estimates and related disclosures made by the Board of Directors.



Sudit K. Parekh & Co. LLP
Chartered Accountants

- Conclude on the appropriateness of the Board of Directors' use of the going concern basis of accounting and, based on the audit evidence obtained, whether a material uncertainty exists related to events or conditions that may cast significant doubt on the Company's ability to continue as a going concern. If we conclude that a material uncertainty exists, we are required to draw attention in our auditor's report to the related disclosures in the financial results or, if such disclosures are inadequate, to modify our opinion. Our conclusions are based on the audit evidence obtained up to the date of our auditor's report. However, future events or conditions may cause the Company to cease to continue as a going concern.
- Evaluate the overall presentation, structure and content of the financial results, including the disclosures, and whether the financial results represent the underlying transactions and events in a manner that achieves fair presentation.

Materiality is the magnitude of misstatements in the financial results that, individually or in aggregate, makes it probable that the economic decisions of a reasonably knowledgeable user of the financial results may be influenced. We consider quantitative materiality and qualitative factors in (i) planning the scope of our audit work and in evaluating the results of our work; and (ii) to evaluate the effect of any identified misstatements in the financial results.

We communicate with those charged with governance regarding, among other matters, the planned scope and timing of the audit and significant audit findings, including any significant deficiencies in internal control that we identify during our audit.

We also provide those charged with governance with a statement that we have complied with relevant ethical requirements regarding independence, and to communicate with them all relationships and other matters that may reasonably be thought to bear on our independence, and where applicable, related safeguards.

Other Matter

Attention is drawn to the fact that the financial results includes the financial results for quarter ended 31st March, 2026 being the balancing figure between audited figures in respect of full financial year and published audited year to date figures up to the third quarter of the current financial year. Our opinion is not modified in respect of above matter.

For **Sudit K. Parekh & Co. LLP**
Chartered Accountants
Firm Registration No. 110512W/W100378

Ch. Soma Raju



Ch. Soma Raju

Partner

Membership No. 200354

UDIN: 26200354JEQPTM6543

Place: Pune

Date: 14th May, 2026