



Ref: CE/NSEBSE/BM/14052026

14th May, 2026

To,

| | |
|---|---|
| Listing Department, National Stock Exchange of India Limited, Exchange Plaza, Bandra Kurla Complex, Bandra (East), Mumbai – 400 051 | Department of Corporate Services – Listing, BSE Limited, P. J. Towers, Dalal Street, Mumbai – 400 001 |
|---|---|

Re: Scrip Symbol: CENTUM/ Scrip Code: 517544

Dear Sir/ Madam,

Sub: Outcome of the Board Meeting

This is in continuation to our communication letter dated 8th May, 2026 and pursuant to the SEBI (Listing Obligations and Disclosure Requirements) Regulations, 2015, a Meeting of the Board of Directors of the Company was held as scheduled today, i.e. 14th May, 2026 and the Board inter-alia took the following decisions:

1. Considered and approved the audited financial results (standalone and consolidated) for the fourth quarter and year ended 31st March, 2026 along with the Audit Report of the Statutory Auditors of the Company.

The financial results are enclosed pursuant to Regulation 33 of the SEBI (Listing Obligations and Disclosure Requirements) Regulations, 2015.

Pursuant to Regulation 33(3)(d) of SEBI Listing Regulations, 2015, we hereby declare that the Audit Reports issued by the Statutory Auditors on the audited financial statements of the Company as stated above are with unmodified opinion.

2. Recommended a final Dividend of Rs.5/- (i.e 50 %) per equity share of Rs.10/- each on the fully paid-up equity share capital of the Company which is subject to approval of Shareholders in the ensuing Annual General Meeting of the Company. The Dividend will be paid within 30 days from the date of Shareholders approval in the ensuing Annual General Meeting of the Company.
3. Based on the recommendation of Nomination and Remuneration Committee, the Board of Directors of the Company approved the allotment of 18,033 equity shares to those employees who have exercised their options for equity shares under the Centum - Restricted Stock Unit Plan 2021. The paid-up equity share capital of the Company has increased from Rs. 14,74,09,830 /- to Rs. 14,75,90,160 /- due to the aforesaid allotment.

Centum Electronics Limited

44, KHB Industrial Area, Yelahanka New Town, Bangalore - 560 064, Karnataka, India

Tel +91-(0)80-4143-6000 Fax +91-(0)80-4143-6005 Website www.centumelectronics.com

E-mail info@centumelectronics.com CIN - L85110KA1993PLC013869



4. Re-appointment of the Auditor(s)

The Board of Directors on the recommendation of Audit Committee have approved the re-appointment of following Auditors for the Financial Year 2026-27:

- KPMG Assurance and Consulting Services, LLP as Internal Auditor.
- M/s. K.S. Kamalakara & Co., Cost Accountants (Registration No. 000296) as the Cost Auditors.

The details as required under Regulation 30 of the SEBI Master Circular No. HO/49/14/14(7)2025-CFDPOD2/I/3762/2026 dated January 30, 2026, are disclosed as **Annexure A**.

5. The Board of Directors on the recommendation of Audit Committee has considered and approved the amendments to the Policy on Related Party Transactions.

The Meeting started at 11:45 hours IST and concluded at 23:00 hours IST.

This intimation will also be uploaded on the Company's website at www.centumelectronics.com.

Kindly take the same on your records.

Yours faithfully,
For **Centum Electronics Limited**

Indu H S
Company Secretary & Compliance Officer
ICSI Membership No. F12285
Encl: as above

Centum Electronics Limited

44, KHB Industrial Area, Yelahanka New Town, Bangalore - 560 064, Karnataka, India
Tel +91-(0)80-4143-6000 **Fax** +91-(0)80-4143-6005 **Website** www.centumelectronics.com
E-mail info@centumelectronics.com CIN - L85110KA1993PLC013869

Annexure A

The details as required under Regulation 30 of the SEBI LODR read with SEBI Master Circular No. HO/49/14/14(7)2025-CFD-POD2/I/3762/2026 dated January 30, 2026

| Sr. No. | Particulars | Internal Auditor | Cost Auditors |
|---------|--|---|---|
| | | KPMG Assurance and Consulting Services LLP | M/s. K.S. Kamalakara & Co |
| 1. | Reason for change viz. appointment, re-appointment resignation, removal, death or otherwise; | Re-appointment | Re-appointment |
| 2. | Date of appointment/cessation (as applicable) & term of appointment; | Date of Re-appointment: - 14/05/2026 Term of Appointment: - Financial Year 2026-27 | Date of Re-appointment: - 14/05/2026 Term of Appointment: - Financial Year 2026-27 |
| 3. | Brief profile (in case of appointment) | Brief profile is enclosed as an annexure. | K.S. Kamalakara & Co. is a leading firm of Cost Accountants rendering comprehensive professional services. The firm has 4 Partners and team of trained & committed staff. The firm has expertise in Indirect Taxes, Cost Accounting, Financial Accounting, Import-Export Policy, Export Benefit Claims, FEMA, and Project Reports for Financing, etc. |



Ref: CE/NSEBSE/BM/14052026

14th May, 2026

To,

| | |
|---|---|
| Listing Department, National Stock Exchange of India Limited, Exchange Plaza, Bandra Kurla Complex, Bandra (East), Mumbai – 400 051 | Department of Corporate Services – Listing, BSE Limited, P. J. Towers, Dalal Street, Mumbai – 400 001 |
|---|---|

Re: Scrip Symbol: CENTUM/ Scrip Code: 517544

Dear Sir/ Madam,

Sub: Declaration pursuant to Regulation 33(3)(d) of the SEBI (Listing Obligations and Disclosure Requirements) Regulations, 2015

I, Sundararajan Parthasarathy, (Chief Financial Officer) of Centum Electronics Limited (CIN: L85110KA1993PLC013869) (the Company) having its registered office at address KHB Industrial area, No. 44, 1st Main Road, Yelahanka New Town, Bengaluru, Karnataka 560 064, hereby declare that S.R. Batliboi & Associates LLP (ICAI FRN-101049W/E300004), Statutory Auditors of the Company, have issued an Audit Report with unmodified opinion on the audited financial results of the Company (Standalone and Consolidated) for the year ended March 31, 2026. This declaration is given in compliance to Regulation 33(3)(d) of the SEBI (Listing Obligations and Disclosure Requirements) Regulations, 2015 as amended by the SEBI (Listing Obligations and Disclosure Requirements) Regulations 2016 and SEBI Circular No. CIR/CFD/CMD/56/2016 dated May 27, 2016.

Kindly take the same on your records.

Yours faithfully,
For Centum Electronics Limited



Sundararajan Parthasarathy
Chief Financial Officer



Independent Auditor's Report on the Quarterly and Year to Date Audited Standalone Financial Results of the Company Pursuant to the Regulation 33 of the SEBI (Listing Obligations and Disclosure Requirements) Regulations, 2015, as amended

To
The Board of Directors of
Centum Electronics Limited
Report on the audit of the Standalone Ind AS Financial Results

Opinion

We have audited the accompanying statement of quarterly and year to date standalone Ind AS financial results of Centum Electronics Limited (the "Company") for the quarter ended March 31, 2026 and for the year ended March 31, 2026 ("Statement"), attached herewith, being submitted by the Company pursuant to the requirement of Regulation 33 of the SEBI (Listing Obligations and Disclosure Requirements) Regulations, 2015, as amended (the "Listing Regulations").

In our opinion and to the best of our information and according to the explanations given to us, the Statement:

- i. is presented in accordance with the requirements of the Listing Regulations in this regard; and
- ii. gives a true and fair view in conformity with the applicable accounting standards and other accounting principles generally accepted in India, of the net profit/(loss) and other comprehensive income/(loss) and other financial information of the Company for the quarter ended March 31, 2026 and for the year ended March 31, 2026.

Basis for Opinion

We conducted our audit in accordance with the Standards on Auditing (SAs) specified under section 143(10) of the Companies Act, 2013, as amended ("the Act"). Our responsibilities under those Standards are further described in the "Auditor's Responsibilities for the Audit of the Standalone Ind AS Financial Results" section of our report. We are independent of the Company in accordance with the Code of Ethics issued by the Institute of Chartered Accountants of India together with the ethical requirements that are relevant to our audit of the financial statements under the provisions of the Act and the Rules thereunder, and we have fulfilled our other ethical responsibilities in accordance with these requirements and the Code of Ethics. We believe that the audit evidence obtained by us is sufficient and appropriate to provide a basis for our opinion.

Management's Responsibilities for the Standalone Ind AS Financial Results

The Statement has been prepared on the basis of the standalone annual financial statements. The Board of Directors of the Company are responsible for the preparation and presentation of the Statement that gives a true and fair view of the net profit/(loss) and other comprehensive income/(loss) of the Company and other financial information in accordance with the applicable accounting standards prescribed under Section 133 of the Act read with relevant rules issued thereunder and other accounting principles generally accepted in India and in compliance with Regulation 33 of the Listing Regulations. This responsibility also includes maintenance of adequate accounting records in accordance with the provisions of the Act for safeguarding of the assets of the Company and for preventing and detecting frauds and other irregularities; selection and application of appropriate accounting policies; making judgments and estimates that are reasonable and prudent; and the design, implementation and



S.R. BATLIBOI & ASSOCIATES LLP

Chartered Accountants

maintenance of adequate internal financial controls, that were operating effectively for ensuring the accuracy and completeness of the accounting records, relevant to the preparation and presentation of the Statement that give a true and fair view and are free from material misstatement, whether due to fraud or error.

In preparing the Statement, the Board of Directors are responsible for assessing the Company's ability to continue as a going concern, disclosing, as applicable, matters related to going concern and using the going concern basis of accounting unless the Board of Directors either intends to liquidate the Company or to cease operations, or has no realistic alternative but to do so.

The Board of Directors are also responsible for overseeing the Company's financial reporting process.

Auditor's Responsibilities for the Audit of the Standalone Ind AS Financial Results

Our objectives are to obtain reasonable assurance about whether the Statement as a whole is free from material misstatement, whether due to fraud or error, and to issue an auditor's report that includes our opinion. Reasonable assurance is a high level of assurance but is not a guarantee that an audit conducted in accordance with SAs will always detect a material misstatement when it exists. Misstatements can arise from fraud or error and are considered material if, individually or in the aggregate, they could reasonably be expected to influence the economic decisions of users taken on the basis of the Statement.

As part of an audit in accordance with SAs, we exercise professional judgment and maintain professional skepticism throughout the audit. We also:

- Identify and assess the risks of material misstatement of the Statement, whether due to fraud or error, design and perform audit procedures responsive to those risks, and obtain audit evidence that is sufficient and appropriate to provide a basis for our opinion. The risk of not detecting a material misstatement resulting from fraud is higher than for one resulting from error, as fraud may involve collusion, forgery, intentional omissions, misrepresentations, or the override of internal control.
- Obtain an understanding of internal control relevant to the audit in order to design audit procedures that are appropriate in the circumstances. Under Section 143(3)(i) of the Act, we are also responsible for expressing our opinion on whether the company has adequate internal financial controls with reference to financial statements in place and the operating effectiveness of such controls.
- Evaluate the appropriateness of accounting policies used and the reasonableness of accounting estimates and related disclosures made by the Board of Directors.
- Conclude on the appropriateness of the Board of Directors' use of the going concern basis of accounting and, based on the audit evidence obtained, whether a material uncertainty exists related to events or conditions that may cast significant doubt on the Company's ability to continue as a going concern. If we conclude that a material uncertainty exists, we are required to draw attention in our auditor's report to the related disclosures in the financial results or, if such disclosures are inadequate, to modify our opinion. Our conclusions are based on the audit evidence obtained up to the date of our auditor's report. However, future events or conditions may cause the Company to cease to continue as a going concern.
- Evaluate the overall presentation, structure and content of the Statement, including the disclosures, and whether the Statement represents the underlying transactions and events in a manner that achieves fair presentation.

We communicate with those charged with governance regarding, among other matters, the planned scope and timing of the audit and significant audit findings, including any significant deficiencies in internal control that we identify during our audit.



S.R. BATLIBOI & ASSOCIATES LLP

Chartered Accountants

We also provide those charged with governance with a statement that we have complied with relevant ethical requirements regarding independence, and to communicate with them all relationships and other matters that may reasonably be thought to bear on our independence, and where applicable, related safeguards.

The Statement includes the results for the quarter ended March 31, 2026 being the balancing figure between the audited figures in respect of the full financial year ended March 31, 2026 and the published unaudited year-to-date figures up to the third quarter of the current financial year, which were subjected to a limited review by us, as required under the Listing Regulations.

For S.R. BATLIBOI & ASSOCIATES LLP

Chartered Accountants

ICAI Firm Registration Number: 101049W/E300004

Navin
Kumar
Agarwal

Digitally signed
by Navin Kumar
Agarwal
Date: 2026.05.14
22:44:53 +05'30'

per Navin Agrawal

Partner

Membership No.: 056102



UDIN: 26056102YJRCHK7870

Place of signature: Bengaluru

Date: May 14, 2026

Centum Electronics Limited
Corporate Identity Number (CIN): L85110KA1993PLC013869
 Regd. Office: No. 44, KHB Industrial Area, Yelahanka New Township, Bengaluru - 560 106
 Phone: +91-80-41436000 Fax: +91-80-41436005
 Email: investors@centumelectronics.com Website : www.centumelectronics.com

Statement of Standalone Ind AS financial results for the quarter and year ended March 31, 2026

(Rs.in million)

| Sl. No. | Particulars | Quarter ended | | | Year ended | |
|-----------|--|-----------------|-------------------|-----------------|-------------------|-----------------|
| | | March 31, 2026 | December 31, 2025 | March 31, 2025 | March 31, 2026 | March 31, 2025 |
| | | Refer note 11 | (Unaudited) | Refer note 11 | (Audited) | (Audited) |
| 1 | Income | | | | | |
| | (a) Revenue from operations | | | | | |
| | (i) Sales/Income from operations | 3,426.25 | 2,381.59 | 2,731.71 | 9,706.25 | 7,741.86 |
| | (ii) Other operating income | 15.74 | 1.46 | 8.93 | 24.31 | 19.07 |
| | (b) Other income | 38.17 | 9.41 | 30.66 | 58.69 | 41.20 |
| | (c) Finance income | 36.43 | 17.99 | 6.34 | 99.47 | 24.49 |
| | Total income | 3,516.59 | 2,410.45 | 2,777.64 | 9,888.72 | 7,826.62 |
| 2 | Expenses | | | | | |
| | (a) Cost of materials consumed | 1,703.70 | 2,292.56 | 1,739.98 | 6,849.06 | 5,293.44 |
| | (b) Decrease/ (increase) in inventories of work-in-progress and finished goods | 721.44 | (654.34) | (32.24) | (281.07) | (294.44) |
| | (c) Employee benefits expense | 389.47 | 309.73 | 412.94 | 1,317.44 | 1,249.01 |
| | (d) Depreciation and amortisation expenses | 49.92 | 51.58 | 45.37 | 195.05 | 195.11 |
| | (e) Finance costs | 49.32 | 41.62 | 63.75 | 167.89 | 194.66 |
| | (f) Other expenses | 172.55 | 182.41 | 185.10 | 636.47 | 571.80 |
| | Total expenses | 3,086.40 | 2,223.56 | 2,414.90 | 8,884.84 | 7,209.58 |
| 3 | Profit/ (loss) before exceptional items and tax expense (1-2) | 430.19 | 186.89 | 362.74 | 1,003.88 | 617.04 |
| 4 | Exceptional items (refer note 6) | 8.76 | (2,041.83) | - | (2,033.07) | - |
| 5 | Profit/ (loss) before tax (3 ± 4) | 438.95 | (1,854.94) | 362.74 | (1,029.19) | 617.04 |
| 6 | Tax expenses | | | | | |
| | (a) Current tax | 124.02 | (91.13) | 156.04 | 163.15 | 246.28 |
| | (b) Tax relating to earlier years | - | 6.33 | 1.79 | (14.78) | 1.79 |
| | (c) Deferred tax (credit)/ charge | (11.90) | 10.80 | (74.76) | (7.06) | (87.34) |
| | Total tax expenses | 112.12 | (74.00) | 83.07 | 141.31 | 160.73 |
| 7 | Profit/ (loss) for the period (5± 6) | 326.83 | (1,780.94) | 279.67 | (1,170.50) | 456.31 |
| 8 | Other comprehensive income/ (expenses) (net of tax) | | | | | |
| | (a) Other comprehensive income not to be reclassified to profit or loss in subsequent periods: | | | | | |
| | Re-measurements gains/ (losses) on defined benefit plans | 2.48 | 4.44 | (1.19) | 8.00 | 2.45 |
| | Income tax effect on above | (0.62) | (1.11) | 0.30 | (2.01) | (0.62) |
| 9 | Other comprehensive income/ (expense) for the period (net of tax) | 1.86 | 3.33 | (0.89) | 5.99 | 1.83 |
| 10 | Total comprehensive income for the period (net of tax) (7±9) | 328.69 | (1,777.61) | 278.78 | (1,164.51) | 458.14 |
| 11 | Paid up equity share capital | 147.41 | 147.36 | 147.07 | 147.41 | 147.07 |
| | (Face value- Rs.10 per share) | | | | 4,167.61 | 5,437.52 |
| 12 | Other equity | | | | | |
| 13 | Earnings per equity share* (of Rs. 10 each): | | | | | |
| | (a) Basic (Rs.) | 22.14 | (120.63) | 21.09 | (79.32) | 35.14 |
| | (b) Diluted (Rs.) | 22.12 | (120.63) | 20.91 | (79.32) | 34.84 |

*Not annualised for the quarters



Notes to the Standalone Ind AS financial results for the quarter and year ended March 31, 2026

| 1. Statement of Standalone assets and liabilities | | (Rs.in million) | |
|---|--|------------------|------------------|
| | | March 31, 2026 | March 31, 2025 |
| S.No. | Particulars | (Audited) | (Audited) |
| I | Assets | | |
| (1) | Non-current assets | | |
| | (a) Property, plant and equipment | 1,337.25 | 1,046.43 |
| | (b) Capital work-in-progress | - | 76.37 |
| | (c) Goodwill | 36.35 | 36.35 |
| | (d) Other intangible assets | 3.64 | 8.34 |
| | (e) Right-of-use assets | 21.35 | 24.81 |
| | (f) Financial assets | | |
| | (i) Investments (refer note 6 (a)) | - | 1,537.83 |
| | (ii) Other financial assets | 148.27 | 231.97 |
| | (g) Deferred tax assets (net) | 194.25 | 189.20 |
| | (h) Non-current tax assets (net) | 11.77 | 36.65 |
| | (i) Other assets | 47.89 | 26.59 |
| | Total non-current assets | 1,800.77 | 3,214.54 |
| (2) | Current assets | | |
| | (a) Inventories | 4,567.76 | 3,274.16 |
| | (b) Financial assets | | |
| | (i) Trade receivables | 3,073.09 | 3,170.92 |
| | (ii) Cash and cash equivalents | 377.52 | 509.84 |
| | (iii) Bank balances other than cash and cash equivalents | 822.00 | 618.77 |
| | (iv) Other financial assets | 37.29 | 2.62 |
| | (c) Other assets | 380.69 | 414.12 |
| | Total current assets | 9,258.35 | 7,990.43 |
| | Total assets (1+2) | 11,059.12 | 11,204.97 |
| II | Equity and Liabilities | | |
| (1) | Equity | | |
| | (a) Equity share capital | 147.41 | 147.07 |
| | (b) Other equity | 4,167.61 | 5,437.52 |
| | Total equity | 4,315.02 | 5,584.59 |
| | Liabilities | | |
| (2) | Non-current liabilities | | |
| | (a) Financial liabilities | | |
| | (i) Borrowings | 22.35 | 77.96 |
| | (ii) Lease liabilities | 8.54 | 2.63 |
| | (b) Government grants | 13.26 | 11.02 |
| | (c) Net employee defined benefit liabilities | 25.37 | 40.21 |
| | Total non-current liabilities | 69.52 | 131.82 |
| (3) | Current liabilities | | |
| | (a) Financial liabilities | | |
| | (i) Borrowings | 1,197.57 | 883.13 |
| | (ii) Lease liabilities | 6.30 | 11.09 |
| | (iii) Trade payables | | |
| | Total outstanding dues of micro enterprises and small enterprises | 94.96 | 202.38 |
| | Total outstanding dues of creditors other than micro enterprises and small enterprises | 2,454.41 | 1,498.79 |
| | (iv) Other financial liabilities | 297.50 | 302.33 |
| | (b) Government grants | 7.41 | 5.53 |
| | (c) Other liabilities | 2,410.59 | 2,284.48 |
| | (d) Net employee defined benefit liabilities | 11.20 | 8.15 |
| | (e) Provisions | 130.60 | 157.65 |
| | (f) Liabilities for current tax (net) | 64.04 | 135.03 |
| | Total current liabilities | 6,674.58 | 5,488.56 |
| | Total equity and liabilities (1+2+3) | 11,059.12 | 11,204.97 |



2. Statement of Standalone cash flows for the year ended March 31, 2026

(Rs. in million)

| Particulars | March 31, 2026 | March 31, 2025 |
|--|-----------------|-------------------|
| A. CASH FLOW FROM OPERATING ACTIVITIES | | |
| Profit/ (loss) before tax | (1,029.19) | 617.04 |
| Non-cash adjustments to reconcile profit / (loss) before tax to net cash flows: | | |
| Depreciation and amortisation expenses | 195.05 | 195.11 |
| Provisions/ liabilities no longer required, written back | (34.58) | (0.98) |
| Net foreign exchange differences (unrealised) | 32.98 | (0.81) |
| (Gain)/ loss on sale/discard of property, plant and equipment (net) | (2.23) | - |
| Provision/ (reversal) for expected credit loss / bad debts written off/ doubtful advances | 17.90 | 6.56 |
| Trade receivables written off | 396.00 | - |
| Provision for diminution in the value of investment | 1,537.83 | - |
| Provision for inventory obsolescence | 145.92 | 66.62 |
| Provision for onerous contract | (31.44) | 48.53 |
| Government grants | (11.72) | (7.88) |
| Employee share based compensation cost | (17.15) | 14.15 |
| Share issue expenses | - | 2.79 |
| Finance income | (99.47) | (24.49) |
| Finance costs | 151.80 | 194.66 |
| Operating profit before working capital changes | 1,251.70 | 1,111.30 |
| Working capital adjustments: | | |
| (Increase)/ decrease in inventories | (1,439.52) | (426.64) |
| (Increase)/ decrease in trade receivables | (282.25) | (946.27) |
| Decrease/ (increase) in non current/ current financial assets and other assets | 29.10 | (99.60) |
| Increase/ (decrease) in trade payables, non current/ current provisions, financial liabilities, net employee defined benefit liabilities and other liabilities | 925.17 | 404.79 |
| Cash generated from/ (used in) operations | 484.20 | 43.58 |
| Direct taxes paid (net of refunds) | (199.84) | (200.54) |
| Net cash flow from/ (used in) operating activities (A) | 284.36 | (156.96) |
| B. CASH FLOW FROM INVESTING ACTIVITIES | | |
| Purchase of property, plant and equipment, including capital work-in progress, intangible assets and capital advances | (395.04) | (151.22) |
| Proceeds from sale of property, plant and equipment | 2.23 | - |
| Purchase of non-current investments | - | (458.02) |
| (Investment)/ redemption in bank deposits (having original maturity of more than three months) and other bank balances | (100.18) | (440.49) |
| Interest income received | 53.41 | 26.98 |
| Government grant received | 15.92 | - |
| Net cash flow (used in) / from investing activities (B) | (423.66) | (1,022.75) |
| C. CASH FLOW FROM FINANCING ACTIVITIES | | |
| Proceeds from issue of equity shares | 0.34 | 2,100.00 |
| Transaction cost on issue of equity shares (including taxes) | - | (100.53) |
| Proceeds from long term borrowings | - | 46.21 |
| Repayment of long term borrowings | (68.34) | (54.62) |
| Payment of principal portion of lease liabilities | (9.57) | (10.12) |
| Payment of interest portion of lease liabilities | (1.80) | (1.61) |
| Proceeds/ (repayment) of short term borrowings (net) | 310.91 | (210.65) |
| Finance costs paid | (142.75) | (176.67) |
| Dividend paid (including amount transferred to Investor Education & Protection Fund) | (88.24) | (38.93) |
| Net cash flow from/ (used in) financing activities (C) | 0.55 | 1,553.08 |
| Net (decrease)/ increase in cash and cash equivalents (A+B+C) | (138.75) | 373.37 |
| Cash and cash equivalents at the beginning of the year | 486.76 | 113.39 |
| Effect of exchange differences on cash and cash equivalents held in foreign currency | 16.96 | - |
| Cash and cash equivalents at the end of the year | 364.97 | 486.76 |
| Components of cash and cash equivalents for the purpose of cash flow statement | | |
| Cash on hand | 0.82 | 0.35 |
| Balance with banks | 235.52 | 509.49 |
| Deposits with original maturity of less than three months | 141.18 | - |
| Overdraft from banks | (12.55) | (23.08) |
| Total cash and cash equivalents for the purpose of cash flow statement | 364.97 | 486.76 |



Notes to the Standalone Ind AS financial results for the quarter and year ended March 31, 2026

- 3 Investors can view the standalone Ind AS financial results of Centum Electronics Limited ("the Company") on the Company's website www.centumelectronics.com or on the websites of BSE (www.bseindia.com) or NSE (www.nse-india.com).
- 4 The Company is an integrated business unit which addresses the Electronics System Design and Manufacturing ("ESDM") and accordingly there is only one reportable segment called ESDM in accordance with the requirement of Ind AS 108 - "Operating segments".
- 5 The standalone Ind AS financial results of the Company for the quarter and year ended March 31, 2026 have been reviewed by the Audit Committee in their meeting on May 13, 2026 and approved by the Board of Directors in their meeting held on May 14, 2026.
- 6 (a) The Company has investments in Centum Electronics UK Limited, which in turn has made investment in Centum T&S Group Société Anonyme (S.A.). Centum T&S Group Société Anonyme (S.A.) and its underlying overseas subsidiaries have incurred losses leading to erosion of net worth and the carrying value of the investment of Rs. 1,537.83 million was higher than the net worth of Centum T&S Group Société Anonyme (S.A.). The Company has not given any guarantees over and above the investment in this subsidiary.

The Company has filed for Redressement Judiciaire procedure for Centum T&S Group Société Anonyme (S.A.) and certain underlying overseas subsidiaries, under local laws as applicable.

Pending outcome of above Redressement Judiciaire procedure, the management has provided for the carrying value of its investment in Centum T&S Group Société Anonyme (S.A.) amounting to Rs 1,537.83 million and the same has been disclosed as exceptional item in the financial results for the year ended March 31, 2026. The management of the Company believes that there are no other obligations in this regard.

(b) The Company has trade receivables amounting to Rs. 469.14 million (gross) outstanding as at March 31, 2026 from Centum E&S (Centum Equipment's ET Systems), Canada, and Centum T&S (Centum Technologies ET Solutions), Canada, step-down subsidiaries of the Company ('Canada subsidiaries'). Further the Company has inventory which had been procured to fulfill the sales order obligations in relation to Canada subsidiaries.

The Board of Directors of the Company in their meeting held on December 19, 2025, has decided to discontinue business operations of the Canada subsidiaries. The Company is in the process of making necessary regulatory filings and intimations with the relevant regulatory authorities.

Pending regulatory filings for the liquidation of Canada subsidiaries and its outcome, as a matter of prudence, the management of the Company has provided for carrying value of trade receivables amounting to Rs. 396.00 million, inventory amounting to Rs. 100.78 million and written back liabilities amounting to Rs. 1.54 million and the same has been disclosed as exceptional item in the financial results for the year ended March 31, 2026.

(c) Exceptional items for the quarter ending March 31, 2026, includes impact of above items and reversal of related provision accounted for during quarter ended December 31, 2025.

- 7 The Government of India has consolidated 29 existing labour legislations into a unified framework comprising four labour codes as follows: Code on Wages, 2019, Code on Social Security, 2020, Industrial Relations Code, 2020 and Occupational Safety, Health and Working Conditions Code 2020 (collectively referred to as the "New Labour Codes"). The New Labour Codes are effective from November 21, 2025 and introduce changes that include, among other things, setting a uniform definition of wages. The Government is in the process of issuing related rules.

The Company has assessed the implications of the New Labour Codes and has recognized an incremental cost of Rs. 31.81 million towards employee benefits during the year ended March 31, 2026. The Company continues to monitor the developments pertaining to the New Labour Codes and the impact of these will be accounted in accordance with applicable accounting standards.

- 8 During the year ended March 31, 2025, the Fund Raising Committee of the Board of Directors at its meeting held on March 10, 2025 and March 13, 2025 approved the issue and allotment of 1,810,343 equity shares having face value of Rs. 10 each through Qualified Institutional Placement ("QIP") under the provisions of Chapter VI of the Securities and Exchange Board of India (Issue of Capital and Disclosure Requirements) Regulation, 2018, as amended ("SEBI ICDR Regulation") and Section 42 and 62 of the Companies Act, 2013, including the rules made thereunder (as amended) to the eligible Qualified Institutional Buyers (QIB), at the issue price of Rs. 1,160 per equity share (including a premium of Rs. 1,150 per equity share), aggregating to approximately Rs. 2,100.00 million which took into account a discount of Rs. 59.65 per equity share (i.e. within 5% of the floor price), as permitted in terms of Regulation 176 (1) of Chapter VI of the SEBI ICDR Regulations.

The aforesaid proceeds from issue of equity shares (net of share issue expenses) of Rs. 2,006.80 million needs to be utilised towards repayment/prepayment, in full or in part of certain outstanding borrowings availed by the Company and general corporate purposes. The unutilized funds from QIP amounting to Rs. 595.38 million has been placed in fixed deposits with banks and Rs. 4.80 million in current account with bank as at March 31, 2026.



- 9 The Bengaluru Bench of the National Company Law Tribunal ("NCLT") vide its order dated October 29, 2025, has approved the Scheme of Amalgamation (the "Scheme") of wholly owned subsidiary of the Company, Centum T&S Private Limited with the Company with an appointed date of April 01, 2024, under section 230 to 232 and other applicable provisions of the Companies Act, 2013 read with the rules framed thereunder. The said Scheme has become effective from October 29, 2025 on compliance of all the conditions precedent mentioned therein. Consequently, above mentioned wholly owned subsidiary of the Company got amalgamated with the Company w.e.f. April 01, 2024. Since the amalgamated entity is under common control, the accounting of the said amalgamation has been done applying Pooling of interest method as prescribed in Appendix C of Ind AS 103 'Business Combinations' w.e.f the first day of the earliest period presented i.e. April 01, 2024. While applying Pooling of Interest method, the Company has recorded all assets, liabilities and reserves attributable to the wholly owned subsidiary company at their carrying value as appearing in the consolidated Ind AS financial statements of the Company immediately prior to the amalgamation as per guidance given in ITFG Bulletin 9.

The previous year / quarter figures have been restated considering that the amalgamation has taken place from the first day of the earliest period presented i.e., April 01, 2024 as required under Appendix C of Ind AS 103. Below is the summary of restatement of previous year / quarter figures:

| Particulars | (Rs.in million) | | | |
|--|-----------------|----------------|----------------|----------------|
| | Quarter ended | | Year ended | |
| | March 31, 2025 | March 31, 2025 | March 31, 2025 | March 31, 2025 |
| | Reported | Restated | Reported | Restated |
| Total income | 2,732.77 | 2,777.64 | 7,568.33 | 7,826.62 |
| Total expenses | 2,334.20 | 2,414.90 | 6,856.30 | 7,209.58 |
| Profit/ (loss) before tax | 398.57 | 362.74 | 712.03 | 617.04 |
| Profit/ (loss) for the period | 295.79 | 279.67 | 527.95 | 456.31 |
| Total comprehensive income for the period (net of tax) | 294.69 | 278.78 | 529.57 | 458.14 |
| Earnings per equity share (of Rs. 10 each): | | | | |
| - Basic (Rs.) | 22.31 | 21.09 | 40.66 | 35.14 |
| - Diluted (Rs.) | 22.12 | 20.91 | 40.31 | 34.84 |

Consequent to the amalgamation of the wholly owned subsidiary into the Company with effect from April 01, 2024, the current tax and deferred tax expense for the year ended March 31, 2025 as recognized in the books by the Company and above wholly owned subsidiary have been recomputed. Accordingly, tax expenses for the year ended March 31, 2026, include reversal of current tax expenses of Rs. 21.11 million in relation to year ended March 31, 2025.

- 10 The Board of Directors of the Company at their meeting held on May 14, 2026 have recommended dividend of Rs.5 per equity share for the financial year ended March 31, 2026 which is subject to approval of the shareholders at the ensuing Annual General Meeting of the Company.
- 11 The figures of the quarter ended March 31 of the current and previous year in the standalone Ind AS financial results are the balancing figures between the audited figures in respect of the full financial years and the unaudited published year to date figures for the nine months ended December 31 for the respective years, being the date of the end of the third quarter of the financial year which were subjected to limited review.

Navin
Kumar
Agarwal

Digitally signed
by Navin Kumar
Agarwal
Date: 2026.05.14
22:45:48 +05'30'

Place : Bengaluru, India
Date : May 14, 2026



For Centum Electronics Limited

NIKHIL
MALLAVARAPU

Digitally signed by
NIKHIL MALLAVARAPU
Date: 2026.05.14
22:00:34 +05'30'

Nikhil Mallavarapu
Joint Managing Director

Independent Auditor's Report on the Quarterly and Year to Date Consolidated Financial Results of the Company Pursuant to the Regulation 33 of the SEBI (Listing Obligations and Disclosure Requirements) Regulations, 2015, as amended

To
The Board of Directors of
Centum Electronics Limited

Report on the audit of the Consolidated Financial Results**Opinion**

We have audited the accompanying statement of quarterly and year to date consolidated financial results of Centum Electronics Limited ("Holding Company") and its subsidiaries (the Holding Company and its subsidiaries together referred to as "the Group") for the quarter ended March 31, 2026 and for the year ended March 31, 2026 ("Statement"), attached herewith, being submitted by the Holding Company pursuant to the requirement of Regulation 33 of the SEBI (Listing Obligations and Disclosure Requirements) Regulations, 2015, as amended ("Listing Regulations")

In our opinion and to the best of our information and according to the explanations given to us and based on the consideration of the reports of the other auditors on separate audited financial statements/ financial results/financial information of the subsidiaries, the Statement:

- i. includes the results of the following entities
 - a. Centum Electronics Limited (Parent / Holding Company)
 - b. Centum Electronics UK Limited
 - c. Centum T&S Group Société Anonyme (S.A.)
 - d. Centum T&S (Centum Technologies ET Solutions)
 - e. Centum R&D (Centum Recherche Et Développement)
 - f. Centum T&S (Centum Technologies ET Solutions)
 - g. Centum E&S (Centum Équipements ET Systèmes)
 - h. Centum Adetel Transportation System
 - i. Centum Technologies ET Solutions - Société à responsabilité limite (SRL)
- ii. are presented in accordance with the requirements of the Listing Regulations in this regard; and
- iii. gives a true and fair view in conformity with the applicable accounting standards, and other accounting principles generally accepted in India, of the consolidated net profit/ (loss) and other comprehensive income/ (loss) and other financial information of the Group for the quarter ended March 31, 2026 and for the year ended March 31, 2026.



S.R. BATLIBOI & ASSOCIATES LLP

Chartered Accountants

Basis for Opinion

We conducted our audit in accordance with the Standards on Auditing (SAs), as specified under Section 143(10) of the Companies Act, 2013, as amended (“the Act”). Our responsibilities under those Standards are further described in the “Auditor’s Responsibilities for the Audit of the Consolidated Financial Results” section of our report. We are independent of the Group in accordance with the ‘Code of Ethics’ issued by the Institute of Chartered Accountants of India together with the ethical requirements that are relevant to our audit of the financial statements under the provisions of the Act and the Rules thereunder, and we have fulfilled our other ethical responsibilities in accordance with these requirements and the Code of Ethics. We believe that the audit evidence obtained by us and other auditors in terms of their reports referred to in “Other Matter” paragraph below, is sufficient and appropriate to provide a basis for our opinion.

We draw attention to Note 10 (b) of the accompanying consolidated financial results, which describes that, the management of the group has filed for Redressement Judiciaire in relation to Centum T&S Group Société Anonyme (S.A.) (a step-down subsidiary of Centum Electronics Limited) and certain underlying overseas subsidiaries, and bids have been received from prospective buyers. Pending relinquishment of control over such subsidiaries, the Company continues to consolidate the results of these subsidiaries as discontinued operations.

Our opinion is not modified in respect of this matter.

Management’s Responsibilities for the Consolidated Financial Results

The Statement has been prepared on the basis of the consolidated annual financial statements. The Holding Company’s Board of Directors are responsible for the preparation and presentation of the Statement that give a true and fair view of the net profit/ (loss) and other comprehensive income/ (loss) and other financial information of the Group including in accordance with the applicable accounting standards prescribed under section 133 of the Act read with relevant rules issued thereunder and other accounting principles generally accepted in India and in compliance with Regulation 33 of the Listing Regulations. The respective Board of Directors of the companies included in the Group are responsible for maintenance of adequate accounting records in accordance with the provisions of the Act for safeguarding of the assets of their respective company(ies) and for preventing and detecting frauds and other irregularities; selection and application of appropriate accounting policies; making judgments and estimates that are reasonable and prudent; and the design, implementation and maintenance of adequate internal financial controls, that were operating effectively for ensuring the accuracy and completeness of the accounting records, relevant to the preparation and presentation of the Statement that give a true and fair view and are free from material misstatement, whether due to fraud or error, which have been used for the purpose of preparation of the Statement by the Directors of the Holding Company, as aforesaid.

In preparing the Statement, the respective Board of Directors of the companies included in the Group are responsible for assessing the ability of their respective company(ies) to continue as a going concern, disclosing, as applicable, matters related to going concern and using the going concern basis of accounting unless management either intends to liquidate the Group or to cease operations, or has no realistic alternative but to do so.

The respective Board of Directors of the companies included in the Group are also responsible for overseeing the financial reporting process of their respective company(ies).



Auditor's Responsibilities for the Audit of the Consolidated Financial Results

Our objectives are to obtain reasonable assurance about whether the Statement as a whole is free from material misstatement, whether due to fraud or error, and to issue an auditor's report that includes our opinion. Reasonable assurance is a high level of assurance, but is not a guarantee that an audit conducted in accordance with SAs will always detect a material misstatement when it exists. Misstatements can arise from fraud or error and are considered material if, individually or in the aggregate, they could reasonably be expected to influence the economic decisions of users taken on the basis of the Statement.

As part of an audit in accordance with SAs, we exercise professional judgment and maintain professional skepticism throughout the audit. We also:

- Identify and assess the risks of material misstatement of the Statement, whether due to fraud or error, design and perform audit procedures responsive to those risks, and obtain audit evidence that is sufficient and appropriate to provide a basis for our opinion. The risk of not detecting a material misstatement resulting from fraud is higher than for one resulting from error, as fraud may involve collusion, forgery, intentional omissions, misrepresentations, or the override of internal control.
- Obtain an understanding of internal control relevant to the audit in order to design audit procedures that are appropriate in the circumstances. Under Section 143(3)(i) of the Act, we are also responsible for expressing our opinion on whether the company has adequate internal financial controls with reference to financial statements in place and the operating effectiveness of such controls.
- Evaluate the appropriateness of accounting policies used and the reasonableness of accounting estimates and related disclosures made by the Board of Directors.
- Conclude on the appropriateness of the Board of Directors' use of the going concern basis of accounting and, based on the audit evidence obtained, whether a material uncertainty exists related to events or conditions that may cast significant doubt on the ability of the Group to continue as a going concern. If we conclude that a material uncertainty exists, we are required to draw attention in our auditor's report to the related disclosures in the Statement or, if such disclosures are inadequate, to modify our opinion. Our conclusions are based on the audit evidence obtained up to the date of our auditor's report. However, future events or conditions may cause the Group to cease to continue as a going concern.
- Evaluate the overall presentation, structure and content of the Statement, including the disclosures, and whether the Statement represent the underlying transactions and events in a manner that achieves fair presentation.
- Obtain sufficient appropriate audit evidence regarding the consolidated financial results/ financial information of the entities within the Group of which we are the independent auditors to express an opinion on the Statement. We are responsible for the direction, supervision and performance of the audit of the financial information of such entities included in the Statement of which we are the independent auditors. For the other entities included in the Statement, which have been audited by other auditors, such other auditors remain responsible for the direction, supervision and performance of the audits carried out by them. We remain solely responsible for our audit opinion.

We communicate with those charged with governance of the Holding Company and such other entities included in the Statement of which we are the independent auditors regarding, among other matters, the planned scope and timing of the audit and significant audit findings, including any significant deficiencies in internal control that we identify during our audit. We also provide those charged with governance with a statement that we have complied with relevant ethical requirements regarding independence, and to communicate with them all relationships and other matters that may reasonably be thought to bear on our independence, and where applicable, related safeguards.



S.R. BATLIBOI & ASSOCIATES LLP

Chartered Accountants

We also performed procedures in accordance with the Master Circular issued by the Securities Exchange Board of India under Regulation 33 (8) of the Listing Regulations, to the extent applicable.

Other Matter

The accompanying Statement includes the audited financial statements and other financial information, in respect of two subsidiaries located outside India (one of the said subsidiary has six underlying subsidiaries), whose financial statements include total assets of Rs 2,136.46 million as at March 31, 2026, total revenues of Rs. 1,315.28 million and Rs. 3,958.05 million, total net loss after tax of Rs. 2,511.83 million and Rs. 2,492.58 million, total comprehensive loss of Rs. 2,529.07 million and Rs. 2,394.20 million, for the quarter and the year ended on March 31, 2026, and net cash inflows of Rs.59.29 million for the year ended March 31, 2026 (before adjustments for consolidation), as considered in the Statement which have been audited by their respective independent auditors.

The independent auditor's report on the financial statements/ financial information of these entities have been furnished to us by the Management and our opinion on the Statement in so far as it relates to the amounts and disclosures included in respect of these subsidiaries are based solely on the reports of such auditors and the procedures performed by us as stated in paragraph above.

These subsidiaries are located outside India whose financial statements and other financial information have been prepared in accordance with the accounting principles generally accepted in their respective countries and which have been audited by other auditors under generally accepted auditing standards applicable in their respective countries. The Holding Company's management has converted the financial statements of such subsidiaries located outside India from accounting principles generally accepted in their respective countries to accounting principles generally accepted in India. We have audited these conversion adjustments made by the Holding Company's management. Our opinion in so far as it relates to the balances and affairs of such subsidiaries located outside India is based on the report of other auditors and the conversion adjustments prepared by the management of the Holding Company and audited by us.

Our opinion on the Statement is not modified in respect of the above matters with respect to our reliance on the work done and the reports of the other auditors.

The Statement includes the results for the quarter ended March 31, 2026 being the balancing figures between the audited figures in respect of the full financial year ended March 31, 2026 and the published unaudited year-to-date figures up to the end of the third quarter of the current financial year, which were subjected to a limited review by us, as required under the Listing Regulations.

For S.R. Batliboi & Associates LLP

Chartered Accountants

ICAI Firm Registration Number: 101049W/E300004

Navin
Kumar
Agarwal

Digitally signed by
Navin Kumar
Agarwal
Date: 2026.05.14
22:56:23 +05'30'

per Navin Agrawal

Partner

Membership No.: 056102



UDIN: 26056102QZPYTM7173

Place of Signature: Bengaluru

Date: May 14, 2026

Statement of Consolidated Ind AS financial results for the quarter and year ended March 31, 2026

(Rs. in million)

| Sl.No. | Particulars | Quarter ended | | | Year ended | |
|--|-----------------|-----------------|-------------------|-------------------|-----------------|----------------|
| | | March 31, 2026 | December 31, 2025 | March 31, 2025 | March 31, 2026 | March 31, 2025 |
| | | Refer note 12 | (Unaudited) | Refer note 12 | (Audited) | (Audited) |
| A. Continuing operations | | | | | | |
| 1 Income | | | | | | |
| (a) Revenue from operations | | | | | | |
| (i) Sale/ Income from operations | 3,388.57 | 2,368.91 | 2,661.88 | 9,503.18 | 7,383.52 | |
| (ii) Other operating income | 15.74 | 1.46 | 8.93 | 24.31 | 19.07 | |
| (b) Other income | 38.17 | 9.41 | 30.46 | 58.69 | 41.20 | |
| (c) Finance income | 36.43 | 17.99 | 6.34 | 99.47 | 24.74 | |
| Total income | 3,478.91 | 2,397.77 | 2,707.61 | 9,685.65 | 7,468.53 | |
| 2 Expenses | | | | | | |
| (a) Cost of materials consumed | 1,632.91 | 2,211.20 | 1,645.67 | 6,497.89 | 4,884.42 | |
| (b) Decrease/ (increase) in inventories of work-in-progress and finished goods | 721.44 | (654.34) | (32.24) | (281.07) | (294.44) | |
| (c) Employee benefits expense | 389.47 | 309.73 | 412.94 | 1,317.44 | 1,249.01 | |
| (d) Depreciation and amortisation expenses | 49.92 | 51.58 | 45.37 | 195.05 | 195.11 | |
| (e) Finance costs | 49.64 | 41.93 | 63.94 | 169.12 | 195.00 | |
| (f) Other expenses | 173.44 | 182.90 | 187.29 | 638.80 | 574.48 | |
| Total expenses | 3,016.82 | 2,143.00 | 2,322.97 | 8,537.23 | 6,803.58 | |
| 3 Profit/ (loss) before tax from continuing operations (1±2) | 462.09 | 254.77 | 384.64 | 1,148.42 | 664.95 | |
| 4 Tax expenses | | | | | | |
| (a) Current tax | 124.02 | (91.13) | 156.04 | 163.15 | 246.28 | |
| (b) Tax relating to earlier years | - | 6.33 | 1.79 | (14.78) | 1.79 | |
| (c) Deferred tax (credit)/ charge | (11.90) | 10.80 | (74.77) | (7.06) | (87.34) | |
| Total tax expenses | 112.12 | (74.00) | 83.06 | 141.31 | 160.73 | |
| 5 Profit/ (loss) after tax from continuing operations (3±4) | 349.97 | 328.77 | 301.58 | 1,007.11 | 504.22 | |
| B. Discontinued operations (refer note 10) | | | | | | |
| 6 (Loss)/ profit before tax from discontinued operations | (333.57) | (949.27) | (86.33) | (1,525.17) | (528.92) | |
| 7 Tax income/ (expense) of discontinued operations | - | - | - | - | 5.43 | |
| 8 (Loss)/ profit after tax from discontinued operations (6±7) | (333.57) | (949.27) | (86.33) | (1,525.17) | (523.49) | |
| 9 Profit/ (loss) for the period (5±8) | 16.40 | (620.50) | 215.25 | (518.06) | (19.27) | |
| 10 Other comprehensive (expenses)/ income (net of tax) | | | | | | |
| (a) Other comprehensive income not to be reclassified to profit or loss in subsequent periods: | | | | | | |
| Remeasurement gains/ (losses) on defined benefit plans | 2.48 | 4.44 | (1.19) | 8.00 | 2.45 | |
| Income tax effect on above | (0.62) | (1.11) | 0.29 | (2.01) | (0.63) | |
| (b) Other comprehensive income to be reclassified to profit or loss in subsequent periods: | | | | | | |
| Exchange (loss)/ gain on translating the financial statements of foreign operations | (46.29) | (10.40) | (10.28) | (74.79) | 7.35 | |
| Income tax effect on above | - | - | - | - | - | |
| Other comprehensive (expenses)/ income (net of tax) | (44.43) | (7.07) | (11.18) | (68.80) | 9.17 | |
| 11 Total comprehensive income for the period (net of tax) (9±10) | (28.03) | (627.57) | 204.07 | (586.86) | (10.10) | |
| 12 Total comprehensive income attributable to: | | | | | | |
| (a) Equity holders of the parent | 12.99 | (622.83) | 215.36 | (515.09) | 33.86 | |
| (b) Non-controlling interest | (41.02) | (4.74) | (11.29) | (71.77) | (43.96) | |
| Total comprehensive income for the period (net of tax) | (28.03) | (627.57) | 204.07 | (586.86) | (10.10) | |
| 13 Paid up equity share capital (Face value - Rs 10 per share) | 147.41 | 147.36 | 147.07 | 147.41 | 147.07 | |
| 14 Other equity | | | | 3,284.69 | 3,905.16 | |
| 15 Earnings per equity share ('EPS')* (of Rs. 10 each) : | | | | | | |
| (a) Earnings per share for continuing operations | | | | | | |
| Basic EPS from continuing operations (Rs.) | 23.70 | 22.27 | 22.75 | 68.25 | 38.83 | |
| Diluted EPS from continuing operations (Rs.) | 23.68 | 22.25 | 22.55 | 68.19 | 38.49 | |
| (b) (Loss)/ earnings per share for discontinued operations | | | | | | |
| Basic EPS from discontinued operations (Rs.) | (20.35) | (64.03) | (5.82) | (99.87) | (36.94) | |
| Diluted EPS from discontinued operations (Rs.) | (20.35) | (64.03) | (5.82) | (99.87) | (36.94) | |
| (c) Earnings/ (loss) per share for continuing and discontinued operations | | | | | | |
| Basic EPS from continuing operations and discontinued operations (Rs.) | 3.35 | (41.76) | 16.92 | (31.62) | 1.89 | |
| Diluted EPS from continuing operations and discontinued operations (Rs.) | 3.35 | (41.76) | 16.78 | (31.62) | 1.88 | |

*Not annualised for the quarters



Notes to Consolidated Ind AS financial results for the quarter and year ended March 31, 2026

I. Statement of Consolidated assets and liabilities

(Rs. in million)

| Sl.No. | Particulars | As at March 31, 2026 | As at March 31, 2025 |
|----------|--|----------------------|----------------------|
| | | (Audited) | (Audited) |
| A | Assets | | |
| (1) | Non-current assets | | |
| | (a) Property, plant and equipment | 1,337.25 | 1,095.93 |
| | (b) Capital work-in-progress | - | 76.37 |
| | (c) Goodwill (refer note 10(b)) | 36.35 | 412.58 |
| | (d) Other intangible assets (refer note 10(b)) | 3.64 | 237.57 |
| | (e) Intangible assets under development (refer note 10(b)) | - | 74.09 |
| | (f) Right-of-use assets | 21.35 | 427.86 |
| | (g) Financial assets | | |
| | (i) Other investments | - | 0.57 |
| | (ii) Other financial assets | 148.27 | 343.02 |
| | (h) Deferred tax assets (net) | 194.25 | 189.20 |
| | (i) Non-current tax assets (net) | 11.77 | 36.65 |
| | (j) Other assets | 47.89 | 131.73 |
| | | 1,800.77 | 3,025.57 |
| (2) | Current assets | | |
| | (a) Inventories | 4,562.10 | 3,474.08 |
| | (b) Financial assets | | |
| | (i) Trade receivables | 2,996.70 | 3,065.37 |
| | (ii) Cash and cash equivalents | 379.12 | 677.64 |
| | (iii) Bank balances other than cash and cash equivalents | 822.00 | 618.77 |
| | (iv) Other financial assets | 37.29 | 463.21 |
| | (c) Other assets | 344.71 | 1,069.82 |
| | | 9,141.92 | 9,368.89 |
| (3) | Assets held for sale | 2,084.43 | - |
| | Total assets (1+2+3) | 13,027.12 | 12,394.46 |
| B | Equity and liabilities | | |
| | Equity | | |
| | (a) Equity share capital | 147.41 | 147.07 |
| | (b) Other equity | 3,284.69 | 3,905.16 |
| | Equity attributable to equity holders of the parent | 3,432.10 | 4,052.23 |
| | Non-controlling interests | (181.35) | (109.58) |
| (1) | Total equity | 3,250.75 | 3,942.65 |
| | Liabilities | | |
| (2) | Non-current liabilities | | |
| | (a) Financial liabilities | | |
| | (i) Borrowings | 22.35 | 213.22 |
| | (ii) Lease liabilities | 8.54 | 318.37 |
| | (b) Other liabilities | - | 7.75 |
| | (c) Net employee defined benefit liabilities | 25.37 | 40.21 |
| | (d) Provisions | - | 9.57 |
| | (e) Government grants | 13.26 | 11.02 |
| | | 69.52 | 600.14 |
| (3) | Current liabilities | | |
| | (a) Financial liabilities | | |
| | (i) Borrowings | 1,197.57 | 1,234.61 |
| | (ii) Lease liabilities | 6.30 | 107.23 |
| | (iii) Trade payables | 2,529.75 | 2,200.14 |
| | (iv) Other financial liabilities | 297.50 | 436.03 |
| | (b) Other liabilities | 2,410.59 | 3,352.54 |
| | (c) Government grants | 7.41 | 5.53 |
| | (d) Net employee defined benefit liabilities | 11.20 | 8.15 |
| | (e) Provisions | 130.60 | 372.41 |
| | (f) Current tax liabilities (net) | 64.04 | 135.03 |
| | | 6,654.96 | 7,851.67 |
| (4) | Liability directly associated with assets held for sale | 3,051.89 | - |
| | Total liabilities (2+3+4) | 9,706.85 | 7,851.67 |
| | Total equity and liabilities (1+2+3+4) | 13,027.12 | 12,394.46 |



Notes to the Consolidated Ind AS financial results for the quarter and year ended March 31, 2026

| Particulars | (Rs. in million) | |
|--|-----------------------------|-----------------------------|
| | March 31, 2026 (Audited) | March 31, 2025 (Audited) |
| 2. Statement of Consolidated cash flows for the year ended March 31, 2026 | | |
| A. CASH FLOW FROM OPERATING ACTIVITIES | | |
| Profit/ (loss) before tax from continuing operations | 1,148.42 | 664.95 |
| (Loss)/ profit before tax from discontinued operations | (1,525.17) | (528.92) |
| (Loss)/ profit before tax | (376.75) | 136.03 |
| Non- cash adjustments to reconcile profit / (loss) before tax to net cash flows: | | |
| Depreciation and amortisation expenses | 413.41 | 440.82 |
| Provisions/ liabilities no longer required, written back | (194.14) | (20.60) |
| Net foreign exchange differences (unrealised) | 187.33 | 31.06 |
| Provision for expected credit losses / bad debts written off/ doubtful advances/ other assets | 187.67 | 6.56 |
| Provision for impairment of contract assets | 69.66 | 3.25 |
| Employee share based compensation cost | (17.15) | 14.15 |
| Provision for inventory obsolescence | 244.80 | 66.62 |
| Provision for onerous contract | (31.44) | 48.53 |
| (Gain)/ loss on modification of leases (net) | (1.06) | - |
| Government grants | (11.72) | (7.88) |
| Provision for diminution in the value of investment/ receivables | (18.01) | 148.32 |
| (Gain) / loss on sale/ disposal of property, plant and equipment (net) | (2.23) | - |
| Impairment of property, plant and equipment, intangible assets (including under development) and Goodwill | 613.89 | - |
| Share issue expenses | - | 2.79 |
| Finance income | (99.47) | (26.33) |
| Finance costs | 273.07 | 329.02 |
| Operating profit / (loss) before working capital changes | 1,237.86 | 1,172.34 |
| Working capital adjustments: | | |
| (Increase) / decrease in inventories | (1,349.24) | (362.21) |
| Decrease/ (increase) in trade receivables/non-current/current financial assets and other assets | 102.67 | (979.80) |
| Increase / (decrease) in trade payables, non-current/current provisions, net employee defined benefit liabilities, financial liabilities and other liabilities | 812.43 | 76.69 |
| Cash generated from/ (used in) operations | 803.72 | (92.98) |
| Direct taxes paid (net of refunds) | (199.84) | (200.53) |
| Net cash from/ (used in) operating activities (A) | 603.88 | (293.51) |
| B. CASH FLOW FROM INVESTING ACTIVITIES | | |
| Purchase of property, plant and equipment, including capital work-in progress, intangible assets (including under development) and capital advances | (403.76) | (185.81) |
| Proceeds from sale of property, plant and equipment | 2.23 | - |
| (Investment)/ redemption in bank deposit (having original maturity of more than three months) and other bank balances (net) | (100.18) | (431.27) |
| Interest income received | 53.41 | 28.86 |
| Government grant received | 15.92 | - |
| Net cash (used in)/ from investing activities (B) | (432.38) | (588.22) |
| C. CASH FLOW FROM FINANCING ACTIVITIES | | |
| Proceeds from issue of equity shares | 0.34 | 2,100.00 |
| Transaction cost on issue of equity shares (including taxes) | - | (100.53) |
| Proceeds of long term borrowings | - | 46.21 |
| Repayment of long term borrowings | (135.20) | (294.91) |
| Proceeds/ (repayment) of short term borrowings (net) | 281.23 | (214.35) |
| Payment of principal portion of lease liabilities | (45.36) | (110.98) |
| Payment of interest portion of lease liabilities | (10.87) | (14.02) |
| Finance costs paid | (255.77) | (301.02) |
| Dividend paid (including amount transferred to Investor Education and Protection Fund) | (88.24) | (38.93) |
| Net cash (used in)/ from financing activities (C) | (253.87) | 1,071.47 |
| Net (decrease)/ increase in cash and cash equivalents (A+B+C) | (82.37) | 189.74 |
| Cash and cash equivalents at the beginning of the year | 654.56 | 461.11 |
| Effect of exchange differences on cash and cash equivalents held in foreign currency | 50.19 | 3.71 |
| Cash and cash equivalents at the end of the year | 622.38 | 654.56 |
| Components of cash and cash equivalents for the purpose of cash flow statement | | |
| Cash on hand | 0.82 | 0.36 |
| Balance with banks | 492.93 | 677.28 |
| Deposits with original maturity of less than three months | 141.18 | - |
| Overdraft from banks | (12.55) | (23.08) |
| Total cash and cash equivalents for the purpose of cash flow statement | 622.38 | 654.56 |



Notes to the Consolidated Ind AS financial results for the quarter and year ended March 31, 2026

- 3 Investors can view the consolidated Ind AS financial results of Centum Electronics Limited ("the Group" or "the Company") on the Company's website www.centumelectronics.com or on the websites of BSE (www.bseindia.com) or NSE (www.nse-india.com).
- 4 The Company along with its subsidiaries are an integrated business unit which addresses the Electronics System Design and Manufacturing ("ESDM") and accordingly there is only one reportable segment called ESDM in accordance with the requirement of Ind AS 108 - "Operating segments".
- 5 The consolidated Ind AS financial results of the Group for the quarter and year ended March 31, 2026 have been reviewed by the Audit Committee in their meeting on May 13, 2026 and approved by the Board of Directors in their meeting held on May 14, 2026.
- 6 During the year ended March 31, 2025, the Fund Raising Committee of the Board of Directors at its meeting held on March 10, 2025 and March 13, 2025 approved the issue and allotment of 1,810,345 equity shares having face value of Rs. 10 each through Qualified Institutional Placement ("QIP") under the provisions of Chapter VI of the Securities and Exchange Board of India (Issue of Capital and Disclosure Requirements) Regulation, 2018, as amended ("SEBI ICDR Regulation") and Section 42 and 62 of the Companies Act, 2013, including the rules made thereunder (as amended) to the eligible Qualified Institutional Buyers (QIB), at the issue price of Rs. 1,160 per equity share (including a premium of Rs. 1,150 per equity share), aggregating to approximately Rs. 2,100.00 million which took into account a discount of Rs. 59.65 per equity share (i.e. within 5% of the floor price), as permitted in terms of Regulation 176 (1) of Chapter VI of the SEBI ICDR Regulations.

The aforesaid proceeds from issue of equity shares (net of share issue expenses) of Rs. 2,006.80 million needs to be utilised towards repayment/prepayment, in full or in part of certain outstanding borrowings availed by the Company and general corporate purposes. The unutilized funds from QIP amounting to Rs. 595.38 million has been placed in fixed deposits with banks and Rs. 4.80 million in current account with bank as at March 31, 2026.

- 7 The Group had investment in bonds and trade receivables aggregating to Rs 193.05 million in Ausar Energy SAS ("Ausar"), an associate of Centum T&S Group Société Anonyme (S.A.) as at March 31, 2025. During the year ended March 31, 2023, the Group had entered into a call and put agreement with John Cockerill Renewables SA ("John Cockerill") for divestment of its 30.45% stake in Ausar and full recovery of the aforesaid value of bonds / receivables, after meeting certain performance conditions as stipulated in the agreement. Hence these were considered fully recoverable by the Group.

On February 4, 2025, Ausar was placed in receivership ("Redressement Judiciaire"), under French laws, allowing Ausar to continue to operate, whilst bids will be invited for takeover of Ausar and restructuring of its business and debts/obligations. John Cockerill is the bidder for takeover and has entered into negotiated agreement with management of the group.

Pending final outcome in the matter and settlement of the recovery proceedings, as a matter of prudence, the management had provided for the carrying value of its investment in bonds and trade receivables in Ausar net of recovery from John Cockerill, bidder for takeover, amounting to Rs 148.32 million and the same had been disclosed as exceptional item in the financial statements for the year ended March 31, 2025 which has been restated under profit/(loss) from discontinuing operations for the year ended March 31, 2025.

Further, during the quarter ended June 30, 2025, John Cockerill agreed to pay an additional amount of Rs. 17.65 million, which has been disclosed under profit/(loss) from discontinuing operations in the financial results for the year ended March 31, 2026.

- 8 The Bengaluru Bench of the National Company Law Tribunal ("NCLT") vide its order dated October 29, 2025, has approved the Scheme of Amalgamation (the "Scheme") of wholly owned subsidiary of the Company, Centum T&S Private Limited with the Company with an appointed date of April 01, 2024, under section 230 to 232 and other applicable provisions of the Companies Act, 2013 read with the rules framed thereunder. The said Scheme has become effective from October 29, 2025 on compliance of all the conditions precedent mentioned therein. Consequently, above mentioned wholly owned subsidiary of the Company got amalgamated with the Company w.e.f. April 01, 2024. Since the amalgamated entity is under common control, the accounting of the said amalgamation has been done applying Pooling of interest method as prescribed in Appendix C of Ind AS 103 'Business Combinations' w.e.f the first day of the earliest period presented i.e. April 01, 2024. While applying Pooling of Interest method, the Company has recorded all assets, liabilities and reserves attributable to the wholly owned subsidiary company at their carrying value as appearing in the consolidated financial statements of the Company immediately prior to the amalgamation as per guidance given in IFRS Bulletin 9.

The previous year / quarter figures have been restated considering that the amalgamation has taken place from the first day of the earliest period presented i.e., April 01, 2024 as required under Appendix C of Ind AS 103.

Consequent to the amalgamation of the wholly owned subsidiary into the Company with effect from 1st April, 2024, the current tax and deferred tax expense for the year ended March 31, 2025 as recognized in the books by the Company and above wholly owned subsidiary have been recomputed. Accordingly, tax expenses for the year ended March 31, 2026, include reversal of current tax expenses of Rs. 21.11 million in relation to year ended March 31, 2025.

- 9 The Government of India has consolidated 29 existing labour legislations into a unified framework comprising four labour codes as follows: Code on Wages, 2019, Code on Social Security, 2020, Industrial Relations Code, 2020 and Occupational Safety, Health and Working Conditions Code 2020 (collectively referred to as the "New Labour Codes"). The New Labour Codes are effective from November 21, 2025 and introduce changes that include, among other things, setting a uniform definition of wages. The Government is in the process of issuing related rules.

The Company has assessed the implications of the New Labour Codes and has recognized an incremental cost of Rs. 31.81 million towards employee benefits during the year ended March 31, 2026. The Company continues to monitor the developments pertaining to the New Labour Codes and the impact of these will be accounted in accordance with applicable accounting standards.



Notes to the Consolidated Ind AS financial results for the quarter and year ended March 31, 2026

10 Discontinued operations

The Company has investments in Centum Electronics UK Limited, which in turn has made investment in Centum T&S Group Société Anonyme (S.A.). Centum T&S Group Société Anonyme (S.A.) and its underlying overseas subsidiaries have incurred losses leading to erosion of net worth.

- a) The board of directors of the Company in their meeting held on December 19, 2025, decided to discontinue business operations of the Centum E&S (Centum Equipment's ET Systems), Canada, and Centum T&S (Centum Technologies ET Solutions), Canada, step-down subsidiaries of the Company ('Canada subsidiaries'). The Company is in the process of making necessary regulatory filings and intimations with the relevant regulatory authorities for liquidation of the Canadian operations.

As a matter of prudence, the management of the Company has provided for the carrying value of its assets amounting to Rs. 289 million and has written back liabilities amounting to Rs. 45 million in the financial results for the year ended March 31, 2026.

- b) During the quarter ended March 31, 2026, the Group has filed for Redressement Judiciaire, etc. for Centum T&S Group Société Anonyme (S.A.) and certain underlying overseas subsidiaries, under local laws as applicable.

Pending outcome of Redressement Judiciaire proceedings, the Company has provided for the carrying value of goodwill arising on consolidation of Rs. 376.23 million, intangible assets (including under development) amounting to Rs. 178.33 million and inventory amounting to Rs. 100.78 million which had been procured to fulfil the sales order obligations in relation to Centum T&S Group Société Anonyme (S.A.), and disclosed the same as profit/(loss) from discontinued operations in the financial results for the year ended March 31, 2026. The management of the Company believes that there are no other obligations in this regard.

The Holding Company continues to consolidate above mentioned subsidiaries as it continues to control these entities as per Ind AS 110.

The RJ proceedings are in advanced stage and several bids have been received and are expected to be concluded by Court in June 2026. Accordingly, the management of the Company has assessed operations of Centum T&S Group Société Anonyme (S.A.) and its underlying overseas subsidiaries as discontinued operations in the financial results for year ending March 31, 2026 and all prior periods numbers have been restated (including reclassification of exceptional items disclosed in prior quarters/periods pertaining to such business).

- c) The results for the previous year / periods have been restated accordingly and the information relating to discontinued operations of Centum T&S Group Société Anonyme (S.A.) and its underlying overseas subsidiaries (net of consolidation adjustments) is as below :-

| Sl.No. | Particulars | Quarter ended | | | Year ended | |
|--------|---|----------------|-------------------|----------------|----------------|----------------|
| | | March 31, 2026 | December 31, 2025 | March 31, 2025 | March 31, 2026 | March 31, 2025 |
| | | Refer note 12 | (Unaudited) | Refer note 12 | (Audited) | (Audited) |
| 1 | Revenue from operations | 813.33 | 1,039.59 | 1,016.29 | 3,740.26 | 4,151.58 |
| 2 | Other income | 1.06 | 1.23 | - | 82.62 | 19.55 |
| 3 | Finance income | - | - | - | - | 1.59 |
| 4 | Total income (1+2+3) | 814.39 | 1,040.82 | 1,016.29 | 3,822.88 | 4,172.72 |
| 5 | Total expenses (including write offs, provisions, etc.) | 1,147.96 | 1,990.09 | 1,102.62 | 5,348.05 | 4,701.64 |
| 6 | (Loss)/ profit before tax expense (4-5) | (333.57) | (949.27) | (86.33) | (1,525.17) | (528.92) |
| 7 | Tax expenses | - | - | - | - | 5.43 |
| 8 | (Loss)/ profit after tax (6±7)* | (333.57) | (949.27) | (86.33) | (1,525.17) | (523.49) |

*includes impact of exceptional items disclosed in prior quarter/period relating to this business.

- 11 The Board of Directors of the Company at their meeting held on May 14, 2026 have recommended dividend of Rs.5 per equity share for the financial year ended March 31, 2026 which is subject to approval of the shareholders at the ensuing Annual General Meeting of the Company.

- 12 The figures of the quarter ended March 31 of the current and previous year in the consolidated Ind AS financial results are the balancing figures between the audited figures in respect of the full financial years and the unaudited published year to date figures for the nine months ended December 31 for the respective years, being the date of the end of the third quarter of the financial year which were subjected to limited review.

Navin Kumar Agarwal
Digitally signed by Navin Kumar Agarwal
Date: 2026.05.14 22:57:17 +05'30'

Place : Bengaluru, India
Date : May 14, 2026




For Centum Electronics Limited
NIKHIL MALLAVARAPU
Digitally signed by NIKHIL MALLAVARAPU
Date: 2026.05.14 22:02:46 +05'30'
Nikhil Mallavarapu
Joint Managing Director



Internal Audit

[Kpmg.com/in](https://www.kpmg.com/in)

KPMG. Make the Difference.



KPMG at a glance

We operate in
160 countries

Over
200,000
people globally

Up 8.6% in 2023



We operate in **147** countries

Americas: **58,590**

EMA: **71,820**

ASPAC: **60,480**



Technology

Innovative tools to optimise our audit-Data Analytics

At KPMG, we continuously innovate to provide our clients with high value-added solutions and services, particularly in terms of Data Analytics. Our tools enable us to enhance the quality of our audit process, improve efficiency and provide better end-to-end visibility of process control systems and the relevance of certain indicators.

KPMG higher purpose

To inspire confidence and empower change is our raison d'etre. Like you, we also strongly believe in fresh thinking, innovative approach to issues. We are keen to join hands, to strike a long term partnership with you, towards success, sustainability, simple solutions and to deliver a competitive advantage to our stakeholders

Our Firm in India

Fastest growing professional services firm in India

Centres of Excellence in Telecom, Education, Energy, ERP, Sourcing and Business excellence

Over **11,000** professionals

Working with the Government of India

(GoI) on all **7** key national priorities.

News and awards

- Global CEO Outlook Survey 2023
- KPMG's most successful thought leadership
- KPMG named "Sustainable firm of the year"
- **750+** media stories in 40 countries

4 Years by International Accounting Bulletin



Committed to our communities

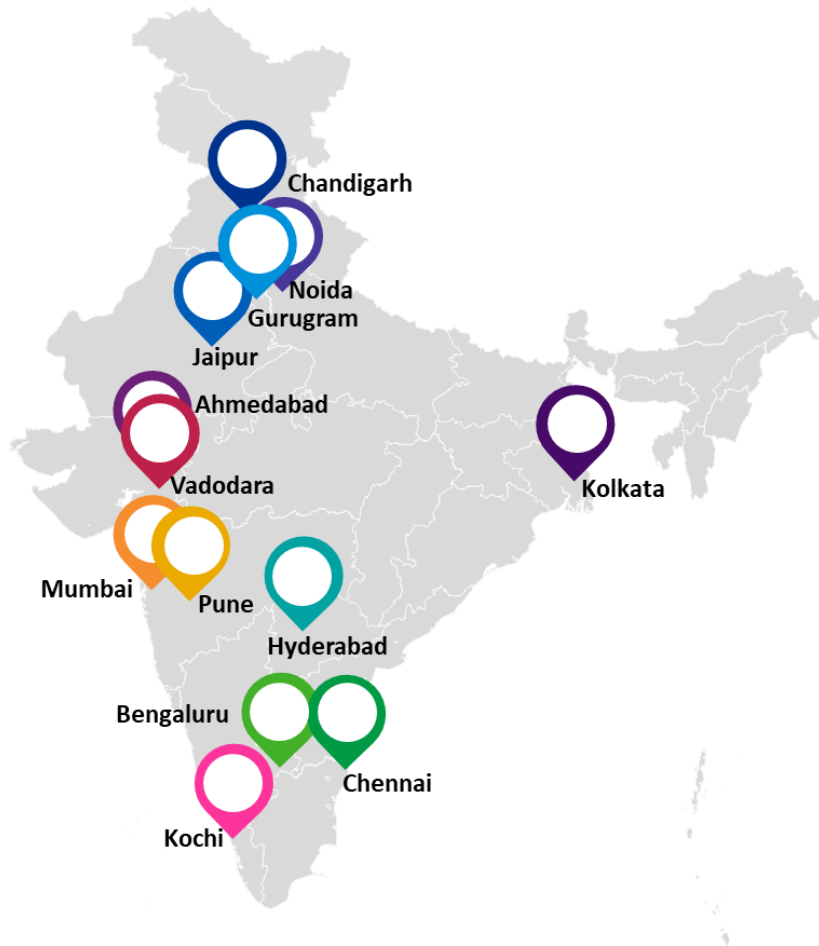
Our Global Citizenship strategy founded on three pillars:-ending extreme poverty; tackling climate change, encouraging a culture of leadership.

This is The KPMG Story

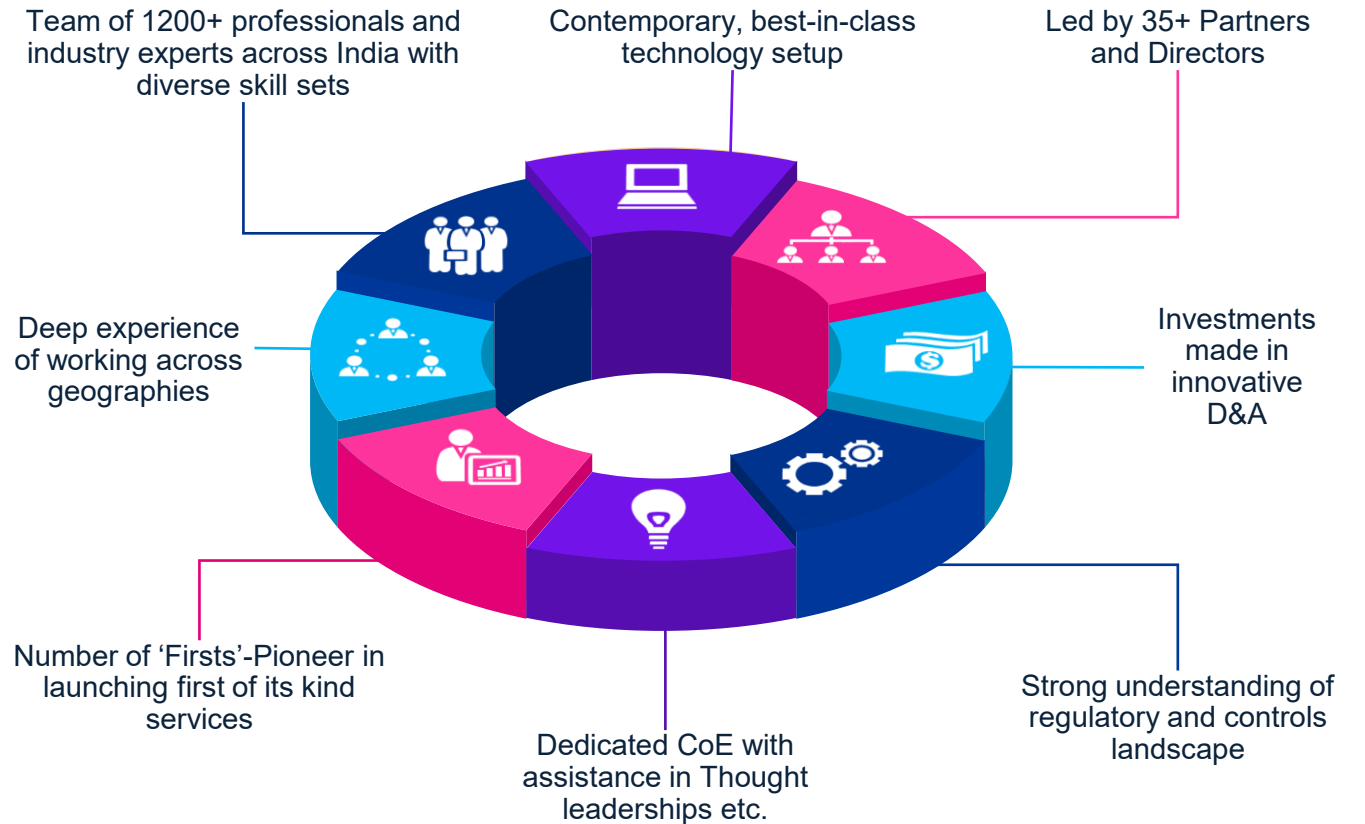
Our Purpose, Values, Vision, Strategy and Promise combine powerfully, helping us articulate what we stand for, where we are today and where we are going in the future.

KPMG GRCS team

A team of **16 Partners** and **32 Directors** supported by a large group of **Associate Directors** and **Managers** across India with strong experience and focus on Consumer Markets sector



GRCS India is second largest practice across EMA region.





Thank You

© 2026 KPMG Assurance and Consulting Services LLP, an Indian Limited Liability Partnership and a member firm of the KPMG network of independent member firms affiliated with KPMG International Cooperative ("KPMG International"), a Swiss entity. All rights reserved.

The KPMG name are registered trademarks or trademarks of KPMG International Cooperative ("KPMG International")

This report has been prepared by KPMG for the benefit and information of your Company for the purpose set out in our letter of engagement (LoE) signed with you and it shall not be copied, circulated, referred to or disclosed, in whole or in part (save for your own internal purposes), without our prior written consent. Our reports and comments are confidential in nature and are not intended for general circulation or publication, nor are they to be quoted or referred to be in whole or part, without our prior consent in each specific instance. KPMG does not assume any responsibility and disclaims any liability, however occasioned to you or any other party, as a result of the circulation, publication or reproduction of this report contrary to the provisions of the LoE. No other person shall be entitled to place reliance on this report. This report sets forth our views based on the completeness and accuracy of the facts stated and any assumptions that were included. If any of the facts and assumptions is not complete or accurate, it is imperative that we be informed accordingly, as the inaccuracy or incompleteness thereof could have a material effect on our conclusions. Management Responsibility: Your management is responsible for planning each internal audit assignment to be delivered by KPMG, including evaluation of risks, the internal audit scope and timing. Your Management will remain responsible for updation or revision in the internal audit scope based on certain events including changes in organization, changes in design of controls, suspicion of fraud or inter-alia, change in management. Your management is solely responsible for establishing and maintaining an effective internal control system in the Company and confirming that the Company complies with laws and regulations applicable to its activities, and for informing KPMG of any known material violations of such laws and regulations. Our procedures do not constitute an audit under Generally Accepted Auditing Standards and do not express an opinion or any other form of assurance. Further, comments in our report are not intended, nor should they be interpreted to be legal advice or opinion. It is your responsibility to prevent and detect fraud and irregularities in your organization. We shall report to you on the risk areas we identify but the Services cannot be relied upon to identify all risk areas nor to disclose all fraud or irregularities which may exist or provide assurance on the overall control environment of your Company. Our testing of transactions is not designed to detect fraud and irregularities. Our views are not binding on any person, entity, authority or Court, and hence, no assurance is given that a position contrary to the opinions expressed herein will not be asserted by any person, entity, authority and/or sustained by an appellate authority or a court of law. This deliverable contains KPMG's analysis of inputs gathered through meetings which for reasons of confidentiality, cannot be quoted 'individually' in this document. While information obtained from the public domain has not been verified for authenticity, we have obtained information, as far as possible, from sources generally considered to be reliable. Our report may make reference to 'Analysis' and / or 'Analytical Review'; this indicates only that we have (where specified) undertaken certain analytical activities on the underlying data to arrive at the information presented; we do not accept responsibility for the veracity of the underlying data. This assignment was limited to the records/documents produced before KPMG and on information and explanations given to us by your staff. While performing the work, we assumed the genuineness of all signatures and the authenticity of all original documents. We have not independently verified the correctness or authenticity of the same. Neither KPMG nor any of its partners, directors or employees undertake responsibility in any way whatsoever to any person in respect of errors in this report, arising from incorrect information provided by your staff. In performing this engagement and preparing this Report, KPMG assumes no responsibility for the accuracy and completeness of the information provided by external sources of information and will not be held liable for it under any circumstances. In accordance with its policy, KPMG advises that neither it nor any partner, director or employee undertake any responsibility arising in any way whatsoever, to any person other than your Company in respect of the matters dealt with in this report, including any errors or omissions therein, arising through negligence or otherwise, howsoever caused. KPMG does not owe duty of care to any person or party to whom the report is circulated to and KPMG shall not be liable to any party who uses or relies on this report. KPMG does not owe any third party any duty (whether in contract or in tort or under statute or otherwise) with respect to or in connection with our report or any part thereof; and will have no liability to such third party for any loss or damage suffered or costs incurred by such third party or any other person arising out of or in connection with the report or any part thereof. KPMG thus disclaims all responsibility or liability for any costs, damages, losses, liabilities, expenses incurred by such third party arising out of or in connection with the report or any part thereof.

Document Classification: Confidential