



PRICOL LIMITED

Passion to Excel

109, Race Course,
Coimbatore-641 018, India

+91 422 433 6000

connect@pricol.com

pricol.com

CIN: L34200TZ2011PLC022194

CUSTOMERS EMPLOYEES SHAREHOLDERS SUPPLIERS

PL/SEC/TGT/2026-2027/031

Friday, 15th May 2026

Listing Department National Stock Exchange of India Limited “Exchange Plaza’, C-1, Block G Bandra-Kurla Complex, Bandra (E), Mumbai - 400051 Scrip Code: PRICOLLTD	Corporate Relationship Department BSE Limited 1 st Floor, New Trading Ring Rotunda Building, P J Towers, Dalal Street, Fort, Mumbai 400 001 Scrip Code: 540293
--	---

Dear Sir,

Sub: **INVESTOR PRESENTATION**

Pursuant to Regulation 30(6) of SEBI (Listing Obligations and Disclosure Requirements) Regulations, 2015, we herewith submit the presentation to be used for the **Investor Conference call** on the audited financial results for the quarter and year ended 31st March 2026, **to be held today (15th May, 2026) at 04:00 PM (IST)**.

This is for your information and records.

Thanking you

Yours faithfully,
For Pricol Limited

T.G.Thamizhanban
Company Secretary
ICSI M.No: F7897

Encl. As above





Q4 - FY26 | Earnings Presentation
15-May-2026

Disclaimer

The contents of this presentation are for informational purposes only and for the reader's personal non-commercial use. The contents are intended but not guaranteed to be correct, complete or absolutely accurate. This presentation also contains forward-looking statements based on the currently held beliefs and assumptions of the Management of the Company, which are expressed in good faith and in their opinion are reasonable.

Forward looking statements involve known and unknown risks, contingencies, uncertainties, market conditions and other factors which may cause the actual results, financial condition, performance or achievements of the Company or industry results to differ materially from the results, financial condition, performance or achievements expressed or implied by such forward-looking statements. The Company disclaims any obligation or liability to any person for any loss or damage caused by errors or omissions whether arising from negligence, accident or any other cause.

Recipients of this presentation are not to construe its contents or any prior or subsequent communications from or with the Company or its representatives as investment advice. In addition, this presentation does not purport to be all inclusive or to contain all the information that may be required to make a full analysis of the Company and of the relevance and adequacy of the information and should make such other investigations as they deem necessary.

Company Snapshot



1975

Commenced operations in Coimbatore, INDIA.



470 +

Product & Process Engineers



IATF 16949:2016, ISO14001:2015, ISO 45001:2018, ISO/IEC 17025:2017 and ISO/IEC 27001:2022
(Obtained ISO 9001 in the year 1993)



8,500 +

Employees
(Including Subsidiaries)




2

Technology Centers
(~ 4.5% of Total revenue spent on R&D)



40,523.70 INR Million

(426.56) USD Million
FY26 Consolidated Total Income



14

Manufacturing Plants
(Including Subsidiaries)



5

Presence in India, Indonesia, Singapore, Japan and Dubai.



Top 75

Industrial Innovation Awards 2024
Awarded by CII



6

Key Strategic Partnerships



16

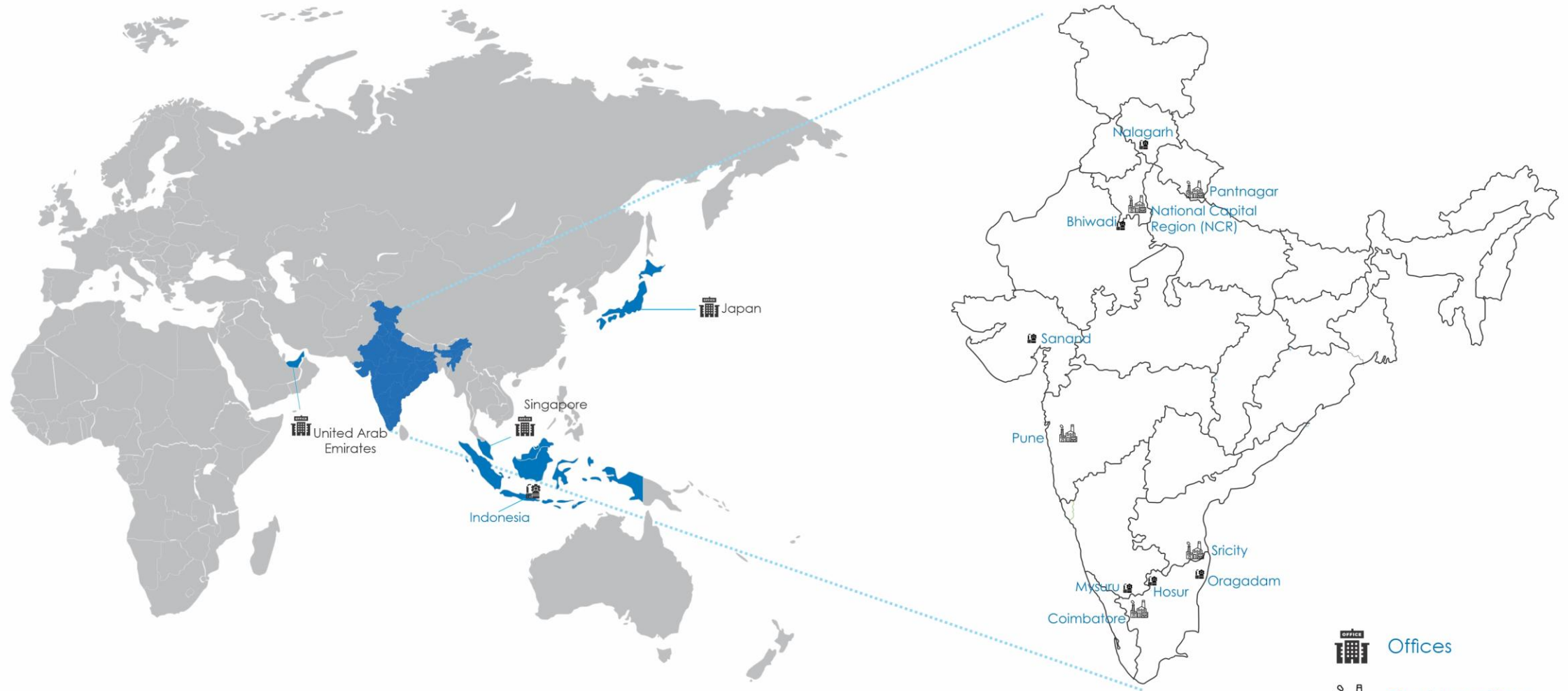
Countries Direct OEM Supplies



100%

Energy Consumption via Renewable Sources.
(Excluding Diesel Generator)

Our Presence



-  Offices
-  Plant Locations
-  Subsidiary Plants

Product Verticals

A. Driver Information and Connected Vehicle Solutions



E-Cockpit



TFT Cluster

LCD Cluster



Hybrid Cluster

Heads up Display (HUD)

Telematics



Reed Type Fuel Level Sensor

TFR Type Fuel Level Sensor



Battery Management System

B. Actuation, Control and Fluid Management System



Electrical Oil Pump

Electrical Coolant Pump

Oil Pump



Disc Brake System

Coolant Pump



Electronic Switches



Throttle



Clutch Lever



Grip



Break Lever



Cabin Tilt System



Fuel Pump Module



Electronic Purge Valve

C. Precision Products



Dash Board Assembly



Piece Radiator



Radiator Grill



Roof Rack



Garnish with DAB



DAB Cover



Dash Board



Windshield



Front Finisher



Fuel Tank



Air duct



Garnish



Decorating

Our Major Customers



Key Highlights

EXCELLENCE IN NEW MODEL COST & DEVELOPMENT

WINNER



Award from Honda Motorcycle and Scooter India

Award received under the category "Excellence in New Model Cost & Development Award" at
Honda Annual Supplier Convention 2026

The TVS logo is displayed in a bold, black, sans-serif font in the top left corner of the background image.

AWARDS & RECOGNITION



Award from TVS Motors and ACMA

Pricol participated in the TVSM ACMA TPM Implementation Supplier Cluster Event for “Select Suppliers,” where the team presented TPM case studies under the Jishu Hozen (JH), Kobetsu Kaizen (KK), and Planned Maintenance (PM) pillars.

The team secured the Silver Award in all three categories and also achieved 1st place in the surprise TPM quiz programme conducted by TVS Motor Company.

Select New Product Launches

Q4 FY26 Product Launch

TATA Motors

(Sierra)



LCD TYPE - DIS



Q4 FY26 Product Launch

TATA Motors

(Punch)



LCD TYPE - DIS



Q4 FY26 Product Launch

VE Commercial Vehicles Ltd

(TITAN EV)



TFT TYPE - DIS



Q4 FY26 Product Launch

BAJAJ

(3W – WEGO EV)



LCD TYPE - DIS

Financial Overview

Key Financial Highlights (Consolidated)

Q4-FY26 Financial Performance

Revenue from Operations	EBITDA	EBITDA Margin
INR 1,077.90 Crs	INR 143.28 Crs	13.29 %
PAT	PAT Margin	EPS (Basic)
INR 73.23 Crs	6.79 %	INR 6.00

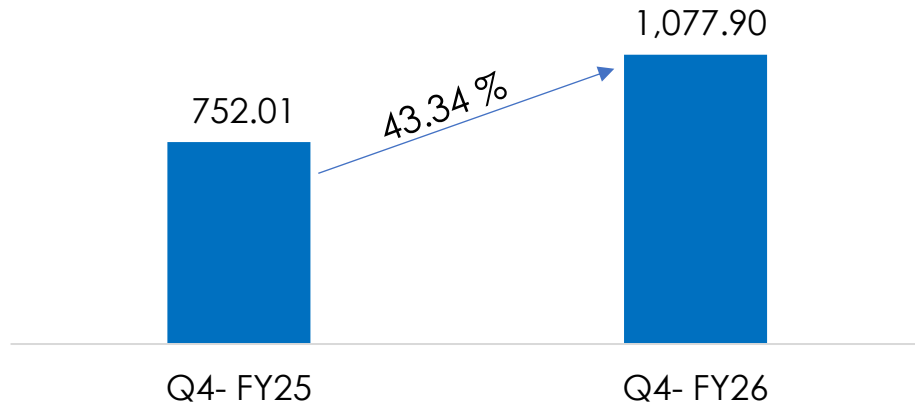
FY26 Financial Performance

Revenue from Operations	EBITDA	EBITDA Margin
INR 3,963.85 Crs	INR 492.91 Crs	12.44 %
PAT	PAT Margin	EPS (Basic)
INR 250.80 Crs	6.33 %	INR 20.57

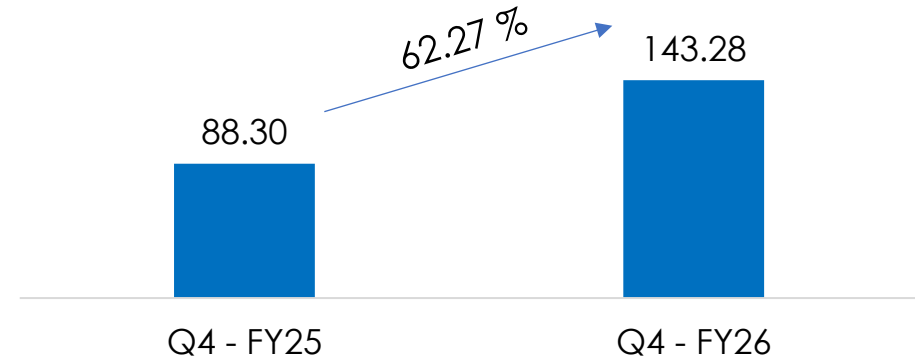
Financial Performance (Consolidated)

Value(INR) in Crores

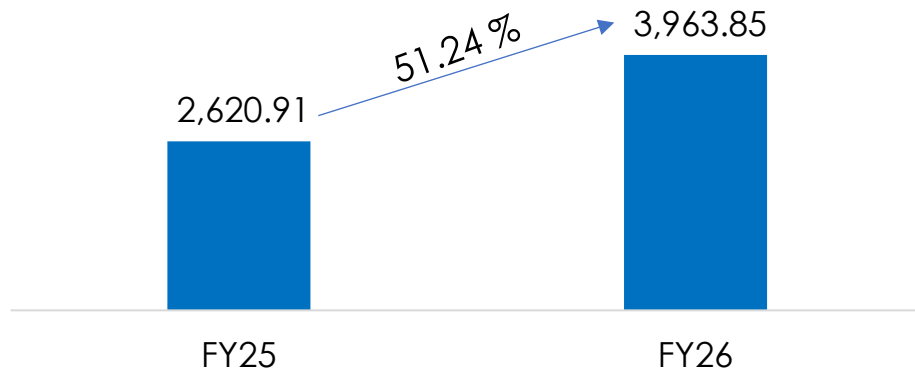
Q4 FY26 - Revenue from Operation



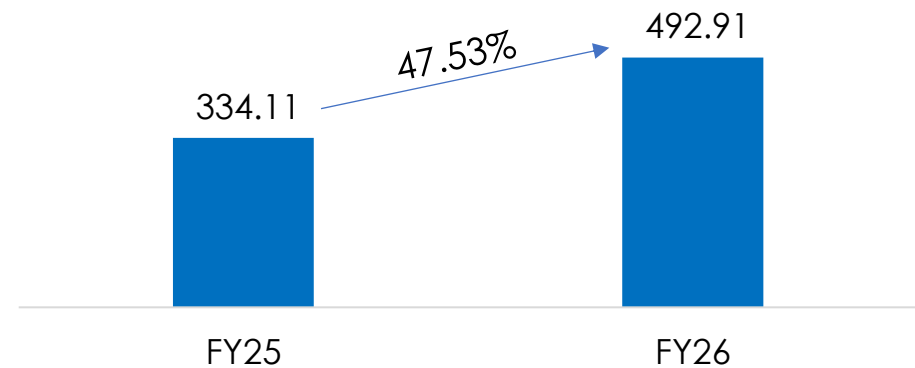
Q4 FY26 - EBITDA



FY26 - Revenue from Operation



FY26 - EBITDA



Quarterly Income Statement (Consolidated)

Value(INR) in Crores

Particulars	Q4 FY25	Q4 FY26
Revenue from Operations	752.01	1,077.90
Other Operational Revenue	17.35	21.31
Other Revenue	4.34	4.05
Total Income	773.70	1,103.26
Total Expenses	689.31	968.21
Depreciation and amortisation expenses	26.35	31.08
Finance costs	5.20	8.23
Profit Before Tax (PBT)	52.84	95.74
Tax	17.89	22.51
Profit After Tax (PAT)	34.95	73.23
Other Comprehensive Income (After Tax)	2.66	7.86
Total Comprehensive Income	37.61	81.09
Basic EPS (INR)*	2.87	6.00

*Not Annualised for Period

Historical Income Statement (Consolidated)

Value(INR) in Crores

Particulars	FY25	FY26
Revenue from Operations	2,620.91	3,963.85
Other Operational Revenue	71.01	76.95
Other Revenue	16.64	11.57
Total Income	2,708.56	4,052.37
Total Expenses	2,379.03	3,571.43
Depreciation and amortisation expenses	89.75	119.96
Finance costs	13.17	30.04
Profit Before Tax (PBT)	226.61	330.94
Tax	59.58	80.14
Profit After Tax (PAT)	167.03	250.80
Other Comprehensive Income (After Tax)	3.73	12.44
Total Comprehensive Income	170.76	263.24
Basic EPS(INR)	13.70	20.57

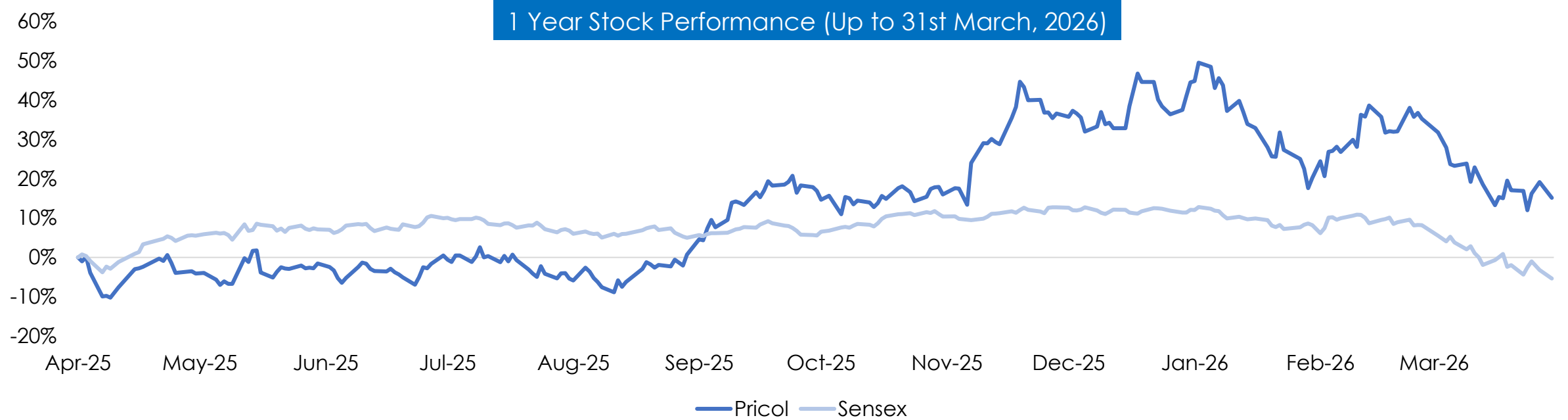
Historical Balance Sheet (Consolidated)

Value(INR) in Crores

Equity and Liabilities	FY25	FY26
Shareholders Fund		
Share Capital	12.19	12.19
Other Equity	1,003.84	1,242.70
Total Equity	1,016.03	1,254.89
Non-Current Liabilities		
Long Term borrowings	67.81	97.16
Lease Liabilities	4.94	11.40
Other Financial Liabilities	1.00	0.96
Long term provisions	15.47	12.00
Deferred tax liabilities (Net)	30.15	24.83
Other Non-Current Liabilities	4.48	3.76
Total Non-Current Liabilities	123.85	150.11
Current Liabilities		
Short Term Borrowings	200.83	265.76
Lease Liabilities	5.27	4.84
Trade payables	379.88	546.23
Other Financial Liabilities	79.35	108.33
Other Current Liabilities	51.68	42.13
Short Term Provisions	30.69	43.40
Current Tax Liabilities (Net)	61.78	59.61
Total Current Liabilities	809.48	1,070.30
Total	1,949.36	2,475.30

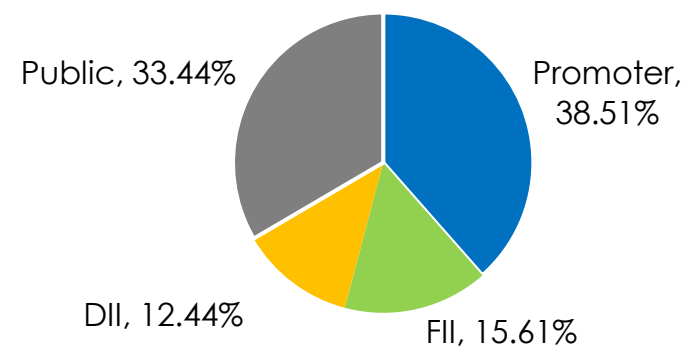
Assets	FY25	FY26
Non-Current Assets		
Fixed Assets		
Property, Plant & Equipment	706.52	860.08
Right of use assets	26.35	73.05
Capital work in progress	69.90	111.50
Investment Property	6.42	6.16
Goodwill	51.72	41.79
Other Intangible assets	79.90	63.69
Intangible Assets under Development	0.47	0.06
Investments	7.14	7.38
Other Financial Assets	8.36	9.40
Non-Current Tax Assets (Net)	2.88	1.56
Other Non-Current Assets	9.20	8.15
Deferred Tax Assets (Net)	0.21	0.26
Total Non-Current Assets	969.07	1,183.08
Current Assets		
Inventories	362.63	539.33
Trade Receivables	472.74	577.80
Cash and Cash Equivalents	101.08	117.90
Other Bank Balances	0.95	1.00
Investments	6.94	6.86
Other Financial Assets	1.35	2.13
Other Current Assets	34.60	47.20
Total Current Assets	980.29	1,292.22
Total	1,949.36	2,475.30

Capital Market Data



Price Data (As on 31st March, 2026)	INR
Face Value	1.00
Closing Value	513.55
High Price/Low Price	694.95/381.50
Total Volume ('000)	534.62
Equity Shareholder Outstanding (Crores)	12.19
Market Cap (Crores)	6,259.22

Shareholding Pattern (As on 31st March, 2026)





Investor Relations

Details: Mr. Anuj Sonpal
Valorem Advisors
Email: pricol@valoremadvisors.com
Tel: +91-22-4903-9500

Company Secretary & Compliance Officer

Details: Mr. T.G Thamizhanban
Pricol Limited
Email: cs@pricol.com
Tel: +91 42-2433-6238