

SANGHVI MOVERS LIMITED

Regd. Office: Survey No. 92, Tathawade,
Taluka - Mulshi, Pune, Maharashtra - 411033, INDIA.
Tel. : 020-66744700, 020-27400700
E-mail : sanghvi@sanghvicranes.com
Web : www.sanghvicranes.com
CIN No.: L29150PN1989PLC054143



REF: SML/SEC/SE/26-27/08

May 20, 2026

To,
The Manager,
Listing Department
BSE Limited
Scrip Code: 530073

To,
The Manager,
Listing Department
National Stock Exchange of India Limited
Symbol: SANGHVIMOV

Subject: Investor Presentation on audited financial results for the quarter and year ended March 31, 2026

Dear Sir/Madam,

Pursuant to Regulation 30 of the SEBI (Listing Obligations and Disclosure Requirements) Regulations, 2015, we are enclosing herewith a copy of investor presentation on Audited Financial Results for the quarter and year ended March 31, 2026.

The above is for your information and record.

Thanking you,

Yours sincerely,
For Sanghvi Movers Limited

Vinav Agarwal
Company Secretary &
Chief Compliance Officer
ACS: 40751

Encl: As above



ELEVATE 2030
Beyond Boundaries, Raising Standards

Q4 & FY26 | INVESTOR PRESENTATION

SANGHVI MOVERS

LIMITED

— www.sanghvicranes.com



Disclaimer

This presentation and the accompanying slides (the "Presentation") have been prepared by Sanghvi Movers Limited (the "Company") solely for information purposes. This Presentation does not constitute an offer, recommendation, or invitation to purchase or subscribe for any securities and shall not form the basis of or be relied on in connection with any contract or binding commitment whatsoever in any jurisdiction.

The Presentation is not intended to serve as investment advice or as the basis for any investment decision by any prospective investor. No offering of securities of the Company will be made except by means of a statutory offering document containing detailed information about the Company.

This Presentation has been prepared by the Company based on information and data which the Company considers reliable, including information obtained from public sources that has not been independently verified. No representation or warranty, express or implied, is made as to the accuracy, correctness, reliability, completeness, or fairness of the information, conclusions, or opinions expressed herein. The financial information contained in this Presentation is preliminary, unaudited, and subject to revision following completion of the Company's closing and audit processes. No assurance is given as to the reasonableness or achievability of any projections or as to the bases and assumptions underlying any such projections; recipients must satisfy themselves regarding their reasonableness, achievability, and accuracy.

This Presentation contains certain forward-looking statements concerning Sanghvi Movers Limited's future business prospects and business profitability, which are subject to numerous risks and uncertainties. Actual results could differ materially from those expressed or implied in such forward-looking statements. The risks and uncertainties relating to these statements include but are not limited to fluctuations in earnings; our ability to manage growth; competition; economic growth in India and internationally; the Company's ability to implement its strategies and plans; changes in market conditions; and regulatory environment, among others. Such forward-looking statements are not guarantees of future performance and are based on assumptions that may not materialize or may be affected by unanticipated events.

The Company does not undertake any obligation to make any public announcement if any of these forward-looking statements become materially incorrect or to update any forward-looking statements made from time to time by or on behalf of the Company. Any forward-looking statements and projections by third parties included in this Presentation are not adopted by the Company, and the Company accepts no responsibility for such third-party statements and projections. Any liability in respect of the contents of, or any omission from, this Presentation is expressly excluded.

No part of this Presentation may be reproduced, copied, or forwarded to any third party, either in print or in electronic form, without the prior express consent of the Company.

No responsibility or liability is accepted for any loss or damage, however arising, that may result from reliance on this Presentation. All responsibility and liability is expressly disclaimed by the Management, Shareholders, Company, and any of their respective directors, officers, affiliates, employees, advisers, or agents.

The distribution of this document in certain jurisdictions may be restricted by law, and persons into whose possession this Presentation comes should inform themselves about, and observe, any such restrictions. Any failure to comply with these restrictions may constitute a violation of applicable law.



Index

	Slide No.
1 Message from the Managing Director	4
2 SML at a Glance	5
3 ELEVATE 2030	16
4 Sanghvi Chronicles	21
5 Strategic Information	23
6 Consolidated Financial Overview	27

Message from the **Managing Director**



Rishi Sanghvi
MANAGING DIRECTOR, SML

FY26 has been a year of resilient performance amid a challenging and evolving global landscape. Heightened geopolitical tensions have led to supply chain disruptions and project execution delays, impacting our sector; however, Sanghvi Movers has responded with agility and operational discipline.

I am delighted to share that Sanghvi Movers delivered its highest ever revenue of ₹1,100 cr with a notable growth of 36.9% on a YoY basis. EBITDA showcased a growth of 15.6% reflecting improved execution and demand momentum. Our diversified order book and robust pipeline provide visibility for sustained performance.

Sanghvi Movers is steadily advancing its long-term transformation under ELEVATE 2030, sharpening its focus on enhanced customer outcomes through international expansion, an upgraded service mix, and deeper, value-driven partnerships. With more than three decades of proven execution behind it, the Company is now leveraging its technical know-how, collaborative ecosystem, and growing digital capabilities to capture emerging opportunities across Saudi Arabia and the broader MENA corridor, strengthening its presence in markets that are central to its future growth ambitions.

We remain focused on cost optimization, asset utilization, and prudent capital allocation, positioning the Company to navigate uncertainties while delivering long-term, sustainable value.



ELEVATE 2030
Beyond Boundaries, Raising Standards

SML AT A GLANCE



ELEVATE 2030
Beyond Boundaries, Raising Standards

SANGHVI GROUP - RESILIENT MARKET LEADER

Nation Building Group: Integrated Heavy-Lift & Infrastructure Services

Standing tall in highly unorganized market & pushing boundaries to create value for all stakeholders



PARENT COMPANY · ESTABLISHED 1989

World's 5th Largest crane rental engineering and heavy lift solutions provider - spanning renewables, logistics, and international markets.

ICRA A+
(STABLE) CREDIT RATING

5th

WORLD'S LARGEST CRANE CO.

36+

YEARS OF LEGACY

4

GROUP COMPANIES

GROUP COMPANIES



WIND ENERGY

Turnkey conceptualisation to commissioning services for wind farms.



LOGISTICS

End-to-end logistics solutions for wind energy assets across India.



GCC EXPANSION

Growth engine expanding heavy lifting solutions to the GCC region.



AFRICA

Heavy-lift crane services across Botswana and Southern Africa.



CORE PRINCIPLES

Quality First

Reliability

Global Standards



ELEVATE 2030
Beyond Boundaries, Raising Standards

ENTREPRENEURIAL LEGACY

The Spirit That Forge Our Destiny

Prioritizing world-class engineering and building trust with global partners from day one — before the industry followed.

Late

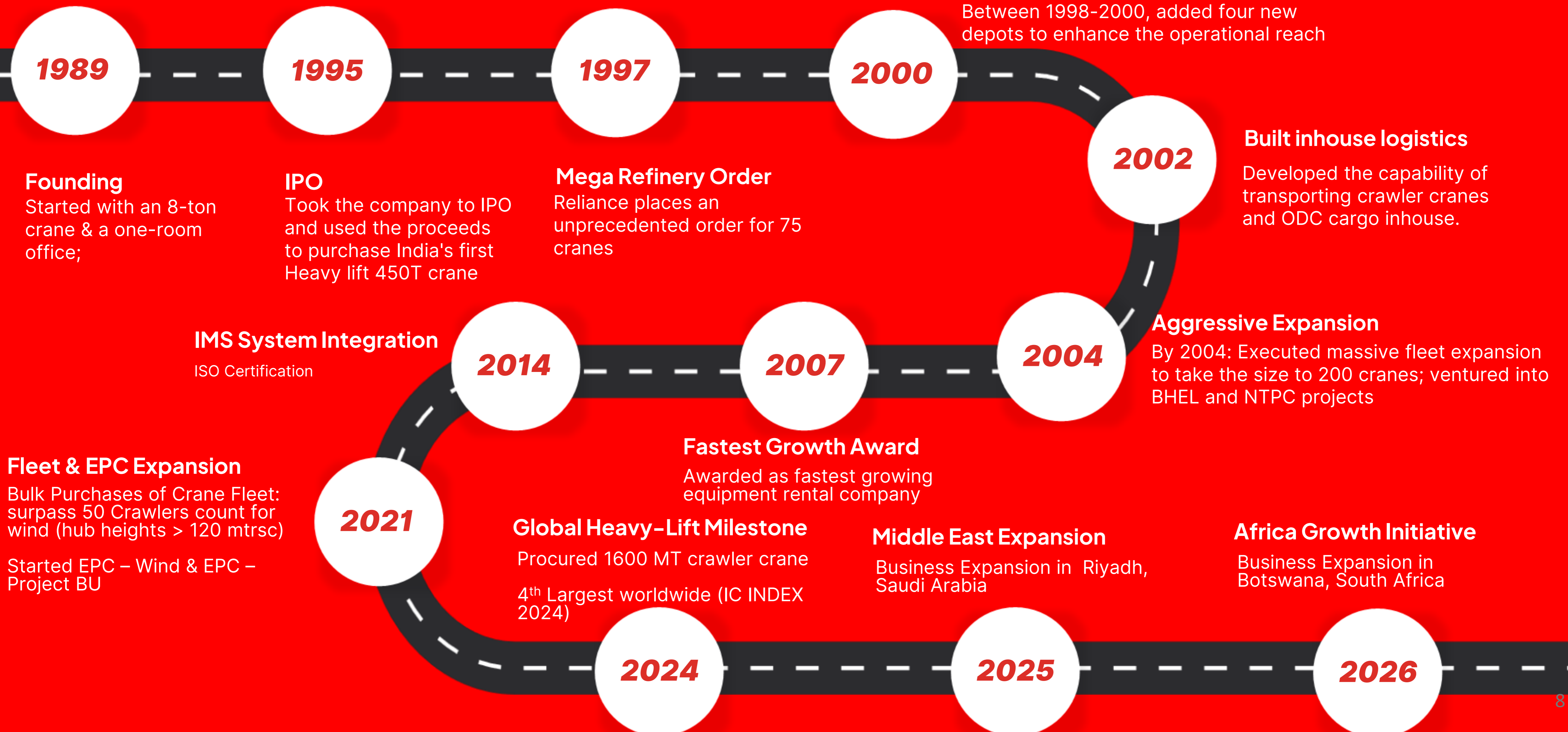
C.P. SANGHVI'S SUCCESS MANTRAS – THAT GUIDE US EVEN TODAY

- 01 Aspiration to participate in nation building
- 02 Introduced radical concept of pay-only-for-usage when the industry was buying cranes
- 03 Built deep client and OEM relationships; invested in technology ahead of the curve
- 04 Unlocked post-liberalisation growth by raising capital from public markets
- 05 Fueled the business by matching demand and supply gaps across cycles
- 06 Continuously grew the business by reinvesting in people and machinery

Our founder CP Sanghvi pioneered the Crane Rental Industry in India






ELEVATE 2030
Beyond Boundaries, Raising Standards



How We Create Value For The Customer



PRODUCT	OPERATIONAL			FINANCIAL
				
<p>End-to-End Solutions</p> <p>Solutions ranging from crane rentals to end-to-end technical services - lifting plan, transportation, R&M, turnkey EPC & heavy lifting contracts.</p>	<p>Strong Technical Expertise</p> <p>Global top 5 with India's largest crane fleet — 600+ trained operators and 120+ maintenance experts.</p>	<p>High Operational Efficiency</p> <p>Unmatched speed-to-market powered by a cutting-edge digital platform and deep OEM relationships.</p>	<p>High standards (QHSE)</p> <p>Industry-leading health & safety with advanced monitoring, rigorous training, and international accreditation.</p>	<p>Attractive Pricing</p> <p>Market-leading, cost-effective end-to-end packages including O&M. Brand-new fleet deployed directly from factory to site</p>

SUBSIDIARY · RENEWABLES

Sangreen Future renewables Private Ltd



Serving the Nation Through Renewables

— Aligning the future of Sanghvi group to India’s need of clean energy and energy independence

<p>17+GW WTGS INSTALLED</p>	<p>2+GW CURRENT ORDER BOOK</p>	<p>5GW ENQUIRY PIPELINE</p>	<p>100+ PROJECTS DELIVERED</p>	<p>100+ CLIENTS SERVED</p>	<p>0 TRIR 2024 & 2025</p>
--	---	--	---	---	--

STRATEGIC RATIONALE

17+ GW Track Record

Proven, transferable capabilities built over decades of large-scale wind energy project execution across India.

Renewables White Space

Significant market opportunity post policy change — underpenetrated, fast-growing segment with structural tailwinds.

MARKET POSITION & ADVANTAGE

Strong Customer Pull

Direct and growing demand signals from existing and new customers seeking a trusted, capable renewables partner.

Only Stable, Well-Governed Player

SML's financial discipline creates a unique market position — generating tremendous demand in a fragmented industry.



SUBSIDIARY · MIDDLE EAST

Sanghvi Movers Middle East Ltd



From Nation Builder to Global Builder

— We want to evolve from a nation builder to a global builder

\$1T+ KSA Infra Pipeline	\$1B+ Crane Rental Market	10-12% CAGR Expected Market Growth	Giga projects & Global Commitments fueling acceleration and creating whitespace	Launchpad 6-Nation Market	Oil & Gas; Infra Key Sector
------------------------------------	-------------------------------------	--	---	-------------------------------------	---

STRATEGIC RATIONALE



Transferring 36 Years of Proven Expertise

36+ years of operational expertise backed by strong OEM relationships, consistent business processes, extendable shared services and scalable digital solutions; allows us to position ourselves as credible brand in new geography

KSA : World’s Construction Backyard

The Kingdom of Saudi Arabia is the fastest-growing construction equipment market globally - a natural first international destination.

Launchpad to GCC Region

Entry into KSA provides a strategic beachhead — opening access to the broader Gulf Cooperation Council and beyond.

Best Return on Asset

The whitespace in KSA market, drives optimum fleet utilisation and provides pricing premium; making it an attractive business model

Global Market Footprint



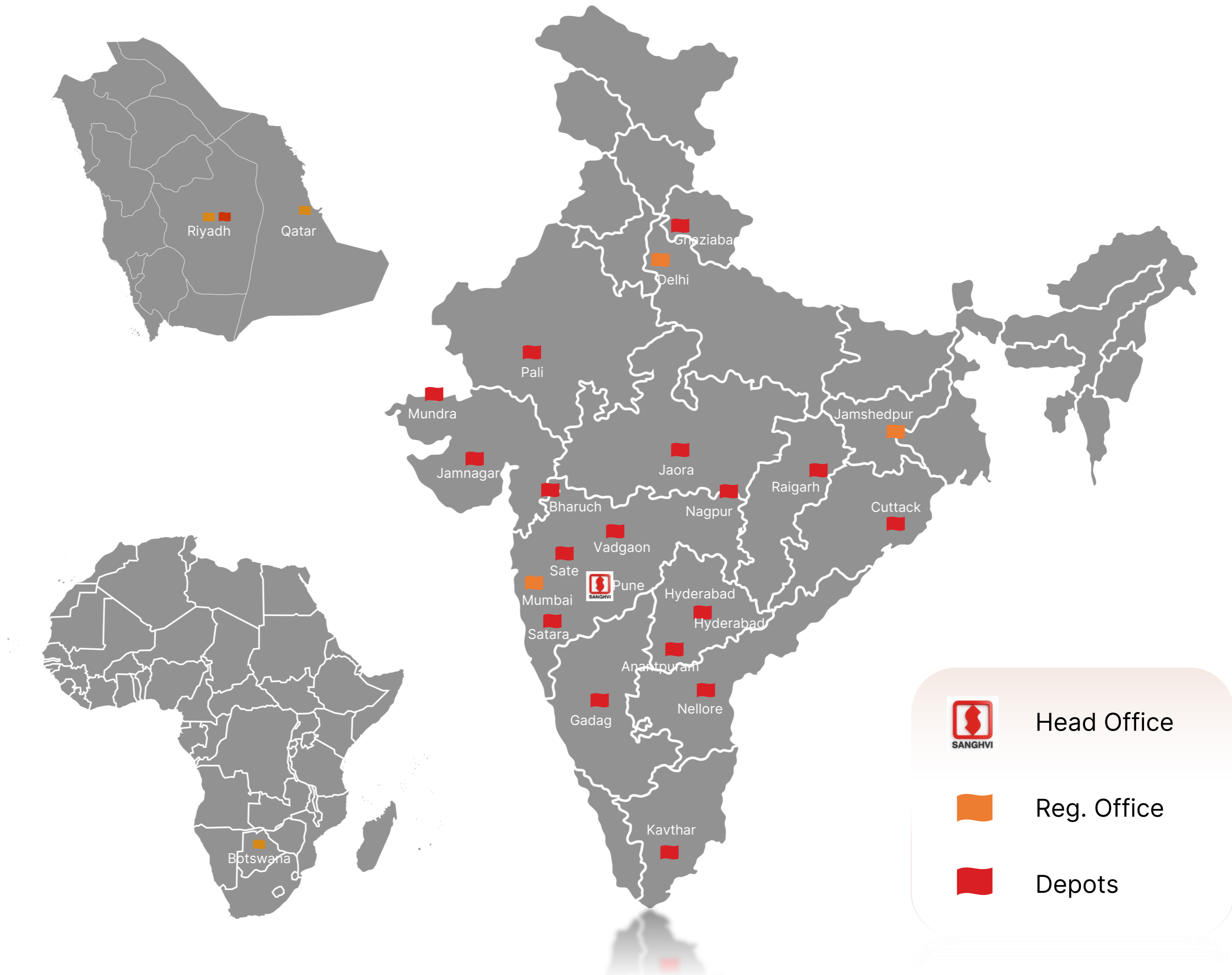
World's 5th & Asia's Largest
Globally Ranked Crane Rental Company (IC Index 2025)

Global Presence
India | Saudi Arabia | Botswana | Qatar

10+ Diverse Sectors
Strong presence in construction and energy sectors.

15 Depots Across India 1 Depot KSA

175 Acres
of Freehold Land Dedicated to Crane Parking



Certifications Acquired



Business Excellence Award

2024

Engineering Excellence Award

2023



Business Excellence Award

2023



Most preferred Workplace

2024



SFRPL ISO certification

2025

SMMEL ISO certification

2026



Energy Leadership Award

2024

(Employee Safety Award)



Best Safety Performance Awards

2024



Rising Star Performer of HSE

2024



GLOBAL WIND ORGANISATION

SML is certified training provider



ISO 9001:2015 Quality Management System (SMMEL)
ISO 14001:2015 Environmental Management System (SMMEL)
ISO 45001:2018 Occupational Health & Safety Management System (SMMEL)
ISO/IEC 27001:2022 Information Security Management System (SML)

Board of Directors



**Mr. Deepak
Thombre**
Chairman of
Board



**Mrs. Madhu
Pradip Dubhashi**
Chairperson of
Audit Committee



**Mr. Amitabha
Mukhopadhyay**



**Mr. Ishwar
Chand Mangal**



**Mr. Tushar
Mehendale**



**Mr. Indraneel
Chitale**



**Mrs. Maithili R.
Sanghvi**



Leadership Team



Gaurang Desai

Chief Executive Officer



Prajwal Kumar

Chief Business Officer



Pradeep Mehta

Chief Financial Officer



Akshay Pore

Chief Strategy Officer



Saumil Dave

Chief Operating Officer



Kumar Jagat

President HR



Mohammed Almanaseer

Managing Director
SMME



WHAT NEXT?

ELEVATE



2030

PURPOSE AND DIRECTION

Igniting a Future Powered by Vision · Mission · **Values**

OUR VISION

Delight the world through sustainable and scalable engineering solutions.

OUR MISSION

Accelerate infrastructure development by delivering simple, technology-driven and innovative solutions to create maximum value for stakeholders.



ELEVATE 2030
Beyond Boundaries, Raising Standards

OUR VALUES



• **Human Dignity**

Respect for every person at every level



• **Ethics**

Uncompromising integrity in all dealings



• **Agility**

Adapting fast to market dynamics



• **Trust**

Built over 36 years of delivery



• **Courage**

Bold decisions in challenging markets



• **Ownership**

End-to-end accountability

Lays out clear vision for each Business Unit

CORE BUSINESS



THE VISION

Re-accelerating growth through capital-efficient scale-up. To retain leadership position by protecting the core crane rental business focusing on customer obsession, value added products and services and maintaining a healthy EBITDA margin.

- Customer Centricity
- Ring fencing key accounts
- Keeping pulse of the market

RENEWABLES



THE VISION

Aspire to be complete Renewable platform. To achieve leadership in the wind EPC segment while pivoting to higher order value plays, in wind, hybrid and other renewable energy sectors.

- Concept to commissioning offering
- Scaling up the operating model
- Upskilling project managers & subcontracting

INTERNATIONAL EXPANSION · GCC



THE VISION

KSA as the launchpad for global aspirations. To build a scalable, high-margin crane rental platform in KSA with a clear pathway to GCC leadership

- Focus on shifting product mix
- Depot expansion to expand reach
- Work at premium projects & clients

Six Core Pillars: Building Competencies for Future

Customer-Centric Approach

Strengthening partnerships through tailored, high-quality service offerings and deeper client relationships.

Product Portfolio Diversification

Continuing to look beyond crane rentals and adding additional products and services to serve adjacent needs.

Global Expansion

Building presence beyond India, with a sharp focus on Saudi Arabia, GCC, and other parts of the world.



Robust Financial Growth

Enhancing capital efficiency, profitability and keeping the risks under check across all business units.

People-First Culture

Fostering a performance-driven culture across all levels by keeping values at the core of every decision.

Scalable Digital Framework

Leveraging technology to unlock operational efficiencies and improve customer experience through data-driven insights.

Shaping next version of US



DIMENSION	AS-IS	ELEVATE 2030
Business Structure	Single-business in India.	Global Group
Capital Model	Asset-heavy balance sheet dependent	Hybrid Model
Product Portfolio	Cranes only	Additional Products & Services
Leadership & Governance	Promoter-driven	Professional CXO management
Technology & Processes	Must have applications only	Value adding, IT and OT Solutions
Strategy & Direction	Growth is reactive and opportunistic	Elevate is Strategic



ELEVATE 2030
Beyond Boundaries, Raising Standards

SANGHVI ***CHRONICLES***

Partnerships. Execution. Safety.

ACE Partnership | Strengthening Indigenous Capacity

Make in India | Heavy Crane Fleet Expansion

- Strategic MoU with ACE (Action Construction Equipment) for India-manufactured heavy cranes
- Focus on truck cranes and crawler cranes for infrastructure & energy projects
- Supports ELEVATE 2030 roadmap and Atmanirbhar Bharat vision
- Delivers lower import dependency, faster deployment, and cost-efficient execution



Suzlon Project | Speed-Driven Execution Excellence

60-Hour Turnaround | Zero Disruption

- Completed complex Boom Down & Boom Up operation at Suzlon Kushtagi site, Karnataka
- Executed using CC3800-1 crawler crane in just 60 hours.
- Enabled by: 24x7 site coordination | Advance site readiness & pathway planning | Zero breakdowns, assured resource availability
- Demonstrates Sanghvi Movers' time-critical renewable execution capability



Man-Hours & Safety | Scaled Safe Execution

1,84,817 Safe Man-Hours Achieved

- Achieved at 211.2 MW SJVN Aland Wind Project, Karnataka
- 8 Wind Turbine Generators successfully installed
- Equipment deployed: CC3800-1 crawler crane
- Safety-first culture driven by: Toolbox talks, PPE compliance, housekeeping | Continuous safety walks & on-site trainings
- Reinforces commitment to Zero Harm, High Productivity





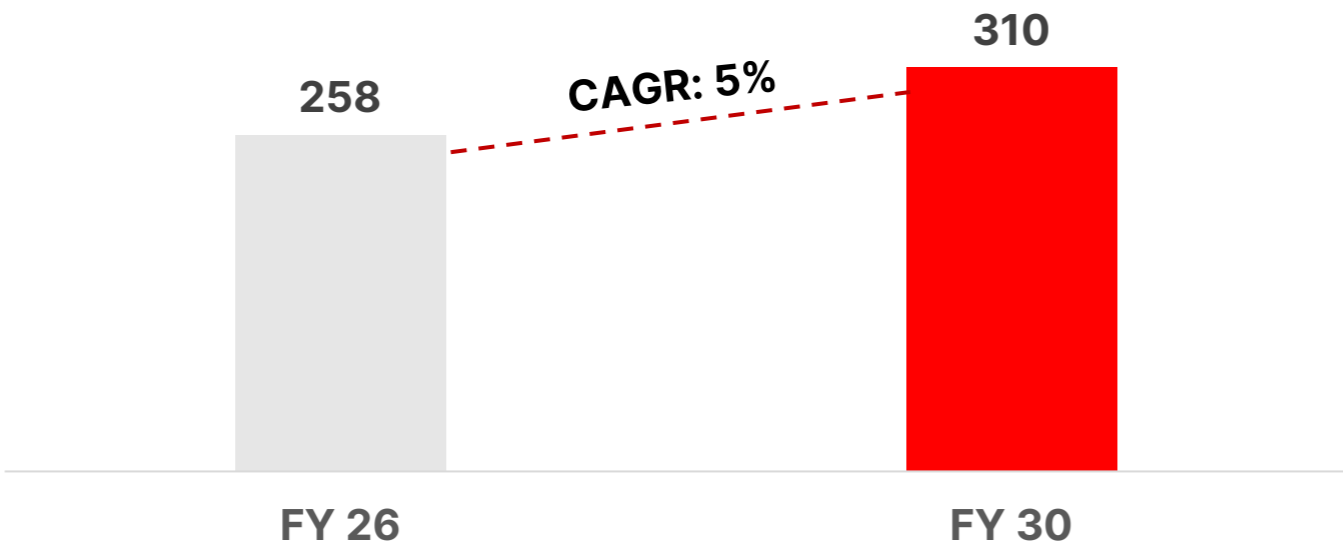
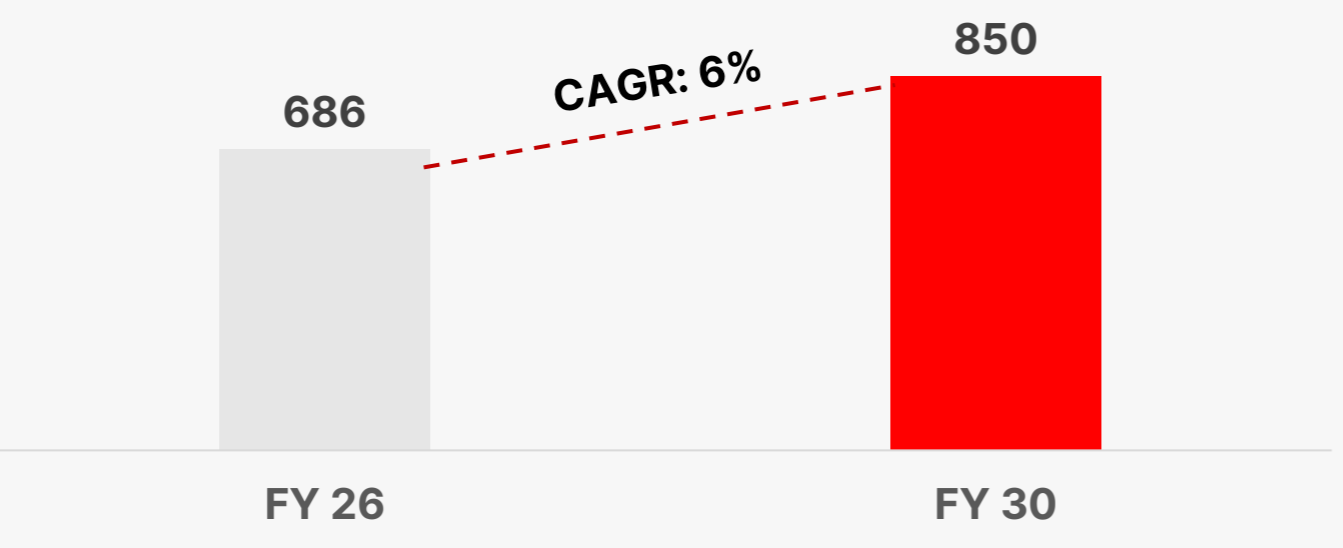
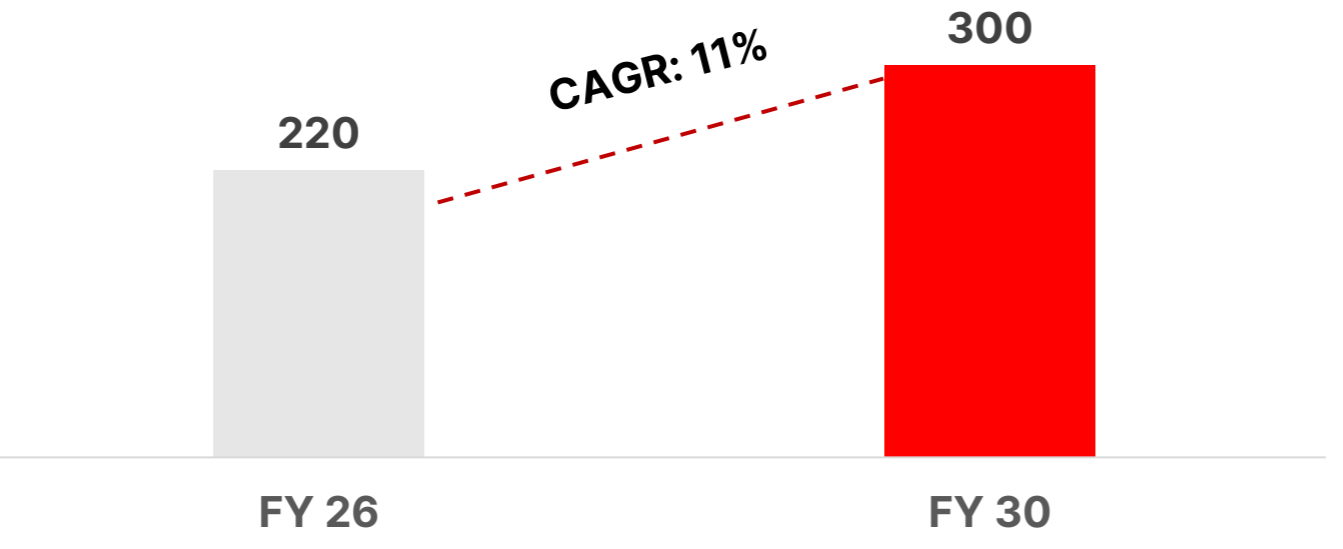
ELEVATE 2030
Beyond Boundaries, Raising Standards

STRATEGIC INFORMATION

Market Drivers



Industry	Industry Growth (Based on Capacity Addition) [GW]	Top Growth Drivers Based on Capacity Additions (Next 5 Years – India)						
<p>Wind Energy Renewable · 4th globally</p>	<table border="1"> <caption>Wind Energy Capacity Growth</caption> <thead> <tr> <th>Year</th> <th>Capacity [GW]</th> </tr> </thead> <tbody> <tr> <td>FY 26</td> <td>56.1</td> </tr> <tr> <td>FY 30</td> <td>100</td> </tr> </tbody> </table> <p>CAGR: 15.6%</p>	Year	Capacity [GW]	FY 26	56.1	FY 30	100	<ul style="list-style-type: none"> ● Record FY26 addition — 6.1 GW installed in 2025–26, up 46% YoY; total now 56.1 GW with 28 GW in active pipeline. ● Target upgraded — GWEC projects 107 GW by 2030; government raised long-term target to 156 GW by 2036. ● Grid bottleneck risk — Transmission constraints & curtailment (Tamil Nadu) flagged as key execution risk. ● Scale deployment — IPPs adding large wind-solar hybrid parks; 45% of generation falls during peak demand hours.
Year	Capacity [GW]							
FY 26	56.1							
FY 30	100							
<p>Thermal Power Baseload · Coal-dominant</p>	<table border="1"> <caption>Thermal Power Capacity Growth</caption> <thead> <tr> <th>Year</th> <th>Capacity [GW]</th> </tr> </thead> <tbody> <tr> <td>FY 26</td> <td>247</td> </tr> <tr> <td>FY 30</td> <td>307</td> </tr> </tbody> </table> <p>CAGR: 6%</p>	Year	Capacity [GW]	FY 26	247	FY 30	307	<ul style="list-style-type: none"> ● Capacity now ~247 GW — 44 GW under construction (CEA, March 2026); NEP targets 307 GW thermal by 2034–35. ● Coal generation fell 3% — First non-pandemic drop in 50 years in 2025; driven by record renewable output, not demand collapse. ● Role shifting to flex — Plants retrofitted for faster ramp-up to balance intermittent renewables, not just baseload. ● Coal peak delayed to 2040 — Government plans continued coal expansion; 83% domestic coal self-sufficiency by FY26.
Year	Capacity [GW]							
FY 26	247							
FY 30	307							
<p>Nuclear Power Strategic clean energy</p>	<table border="1"> <caption>Nuclear Power Capacity Growth</caption> <thead> <tr> <th>Year</th> <th>Capacity [GW]</th> </tr> </thead> <tbody> <tr> <td>FY 26</td> <td>8.8</td> </tr> <tr> <td>FY 30</td> <td>22.5</td> </tr> </tbody> </table> <p>CAGR: 27%</p>	Year	Capacity [GW]	FY 26	8.8	FY 30	22.5	<ul style="list-style-type: none"> ● Nuclear Energy Mission launched — ₹20,000 cr allocated for SMR R&D; 5 indigenous SMRs (BARC designs) targeted by 2033. ● Private sector opening — Atomic Energy Act amendments underway; Reliance, Tata, Adani & Vedanta have expressed investment interest. ● Global partnerships — US approved Holtec SMR tech transfer to India; France LOI signed; Kudankulam Units 3–6 on track. ● Ambition raised to 100 GW by 2047 — Viksit Bharat target; near-term capacity projected to reach 22.5 GW by 2031–32.
Year	Capacity [GW]							
FY 26	8.8							
FY 30	22.5							

Industry	Industry Growth (Based on Capacity Addition) [MTPA]	Top Growth Drivers Based on Capacity Additions (Next 5 Years – India)						
<p>Refinery 2nd largest Asia</p>	 <table border="1"> <caption>Refinery Capacity Growth</caption> <thead> <tr> <th>Fiscal Year</th> <th>Capacity (MTPA)</th> </tr> </thead> <tbody> <tr> <td>FY 26</td> <td>258</td> </tr> <tr> <td>FY 30</td> <td>310</td> </tr> </tbody> </table> <p>CAGR: 5%</p>	Fiscal Year	Capacity (MTPA)	FY 26	258	FY 30	310	<ul style="list-style-type: none"> ● Target reconfirmed at 309.5 MMTPA — Govt confirmed in Rajya Sabha (Dec 2025); petrochemical intensity index to more than double from 4.1 to 9.3. ● New greenfield projects — BPCL–OIL 9–12 MMTPA refinery in Andhra Pradesh (\$11B, Oct 2025); NRL expanding 3 → 9 MMTPA in Assam from Dec 2025. ● Green hydrogen integration — NGHM targets 5 MMTPA green hydrogen by 2030, deepening refinery complexity and value-add opportunities. ● Long-term vision: 450 MMTPA by 2047 — India targeting top-3 global refining hub as ~20% of global capacity (100+ refineries) shuts by 2035.
Fiscal Year	Capacity (MTPA)							
FY 26	258							
FY 30	310							
<p>Cement 2nd largest globally</p>	 <table border="1"> <caption>Cement Capacity Growth</caption> <thead> <tr> <th>Fiscal Year</th> <th>Capacity (MTPA)</th> </tr> </thead> <tbody> <tr> <td>FY 26</td> <td>686</td> </tr> <tr> <td>FY 30</td> <td>850</td> </tr> </tbody> </table> <p>CAGR: 6%</p>	Fiscal Year	Capacity (MTPA)	FY 26	686	FY 30	850	<ul style="list-style-type: none"> ● Target upgraded to 850 MTPA — GOI now projects 850 MTPA installed capacity by 2030 (up from 820 MT); installed base already 686 MTPA as of March 2026. ● Record capex wave — Top 17 firms plan ₹1.2 lakh crore capex FY26–28, adding 200–250 MTPA new capacity. UltraTech racing to 200 MTPA by 2027. ● GST reform — new demand catalyst — GST revamp (Sep 2025) cuts cement prices ₹30–35/bag; ICRA projects 12–18% operating profit rise in FY26. ● Green cement push — Dalmia, UltraTech & Ambuja deploying CCU testbeds; Moody's forecasts 6–7% demand CAGR through 2030.
Fiscal Year	Capacity (MTPA)							
FY 26	686							
FY 30	850							
<p>Steel 2nd largest globally</p>	 <table border="1"> <caption>Steel Capacity Growth</caption> <thead> <tr> <th>Fiscal Year</th> <th>Capacity (MTPA)</th> </tr> </thead> <tbody> <tr> <td>FY 26</td> <td>220</td> </tr> <tr> <td>FY 30</td> <td>300</td> </tr> </tbody> </table> <p>CAGR: 11%</p>	Fiscal Year	Capacity (MTPA)	FY 26	220	FY 30	300	<ul style="list-style-type: none"> ● 220 MTPA confirmed — on track — Govt confirmed ~220 MTPA in FY26 (May 2026); \$100B investment pipeline targeting NSP goal of 300 MTPA by 2030. ● Green steel accelerating — Tata Steel commissioned first scrap EAF plant in Punjab (₹3,200 cr, 0.75 MTPA); NISST certified 90 producers across 15 states by March 2026. ● Global mega-JVs announced — JSW–POSCO 6 MTPA JV (Odisha); AM/NS India 7 MTPA plant (Andhra Pradesh); JSW's 25 MTPA Gadchiroli plant to be world's largest eco-steel facility. ● Import surge risk — India turned marginal net importer in April 2026; DGTR recommended 12% safeguard duty to shield domestic producers.
Fiscal Year	Capacity (MTPA)							
FY 26	220							
FY 30	300							

KSA Market demand and inquiry pipeline – 0–24 Month Pipeline Visibility | ~\$32–49 Mn



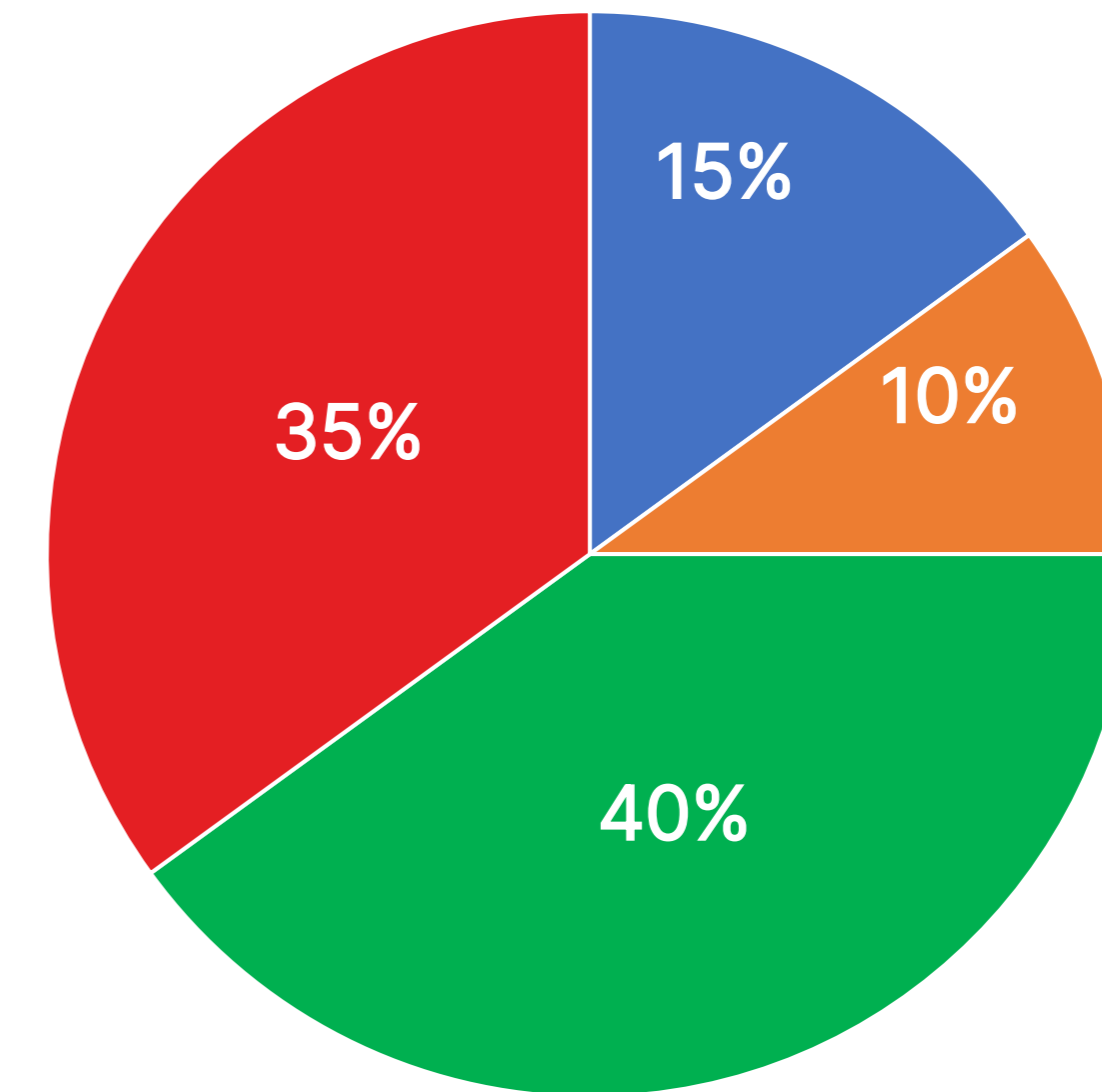
Confirmed Pipeline (0-12 Months)

Sector	Value (\$ Mn)
Infrastructure	8-12
Housing & Entertainment	2-2.5
Industry	7.5-9.3
Industry & Housing	2-3

Advanced Pipeline (12-24 Months)

Sector	Value (\$ Mn)
Infrastructure	4.0
Wind Energy	4.0
Giga Project	5.2
Oil & Gas	5.2
Industry	2.2

Sector Diversification



■ Infrastructure ■ Housing ■ Giga-Projects ■ Industry & Energy

Key Takeaways:

- Strong 24-month revenue visibility supported by both near-term confirmed pipeline and a robust advanced pipeline across multiple sectors.
- Pipeline depth and sector diversification across infrastructure, housing, Giga-projects and industry provide clear support for planned fleet expansion.



ELEVATE 2030
Beyond Boundaries, Raising Standards

CONSOLIDATED FINANCIAL OVERVIEW

Financial Snapshot

(₹ Cr.)

<i>FY26</i>	1,100 Cr Turnover	184 Cr PAT	79.02% Avg. Capacity Utilization (India)	2.12% Avg. Yield per month (India)
<i>Q4 FY26</i>	360 Cr Turnover	69 Cr PAT	86.76% Avg. Capacity Utilization (India)	2.24% Avg. Yield per month (India)
<i>As on 31-Mar-26</i>	612 Cr Net Debt	1,310 Cr Net worth	0.47 Net D/E Ratio	8.12% SML Avg Borrowing cost P.A

Key Business Updates



FY-27 Order Book is secured

The order book reflects strong progress toward the annual objective, with solid contributions from both SML and SFRPL and a robust pipeline supporting achievement of the remaining target.



Botswana Execution Excellence

Achieved successful commissioning of all Botswana cranes on schedule with seamless execution.



Multiple Client Safety Excellence Awards Received

Recognized with Best Safety (HSE) Awards from Renew, GE, L&T MHE, with multiple team members individually honored for outstanding HSE achievements from multiple clients



Improved Utilization and Yield

Stronger asset efficiency driven by improved utilization and yield, reflecting better productivity and execution.

Performance Trends: Quarterly and Annual



ELEVATE 2030
Beyond Boundaries, Raising Standards

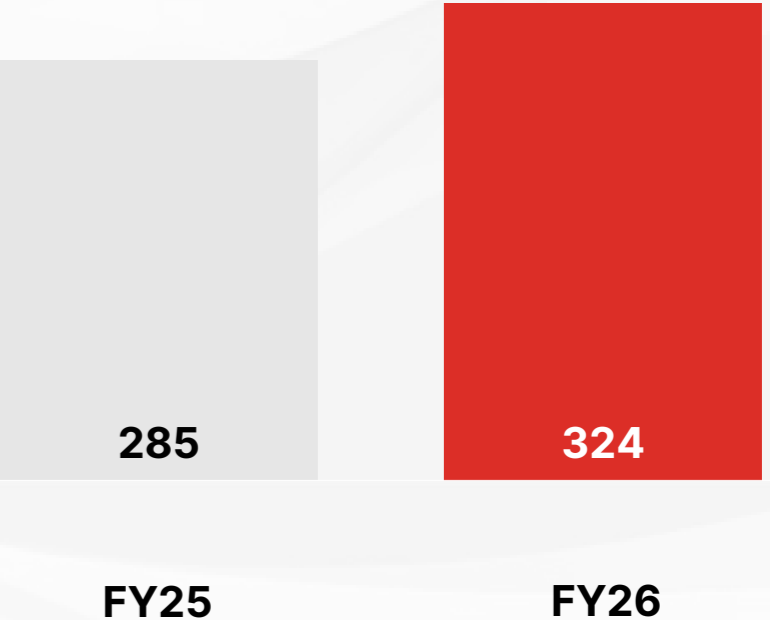
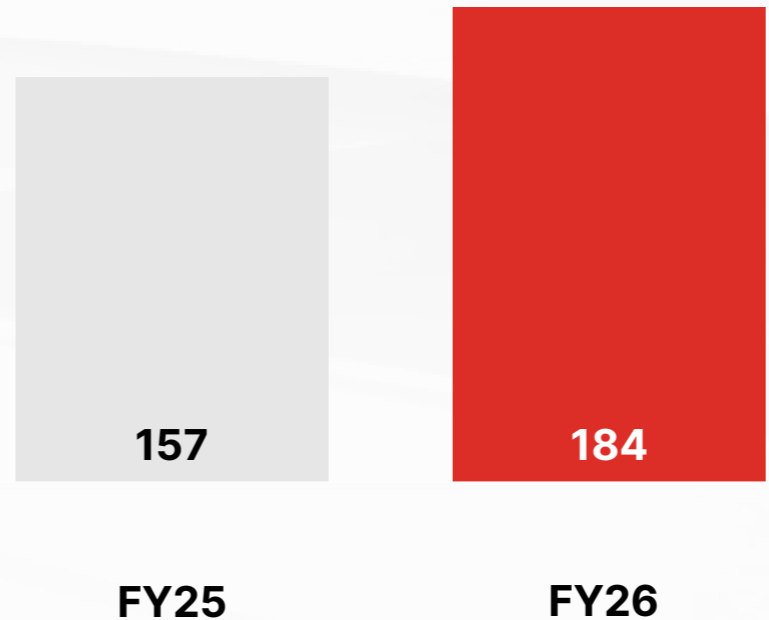
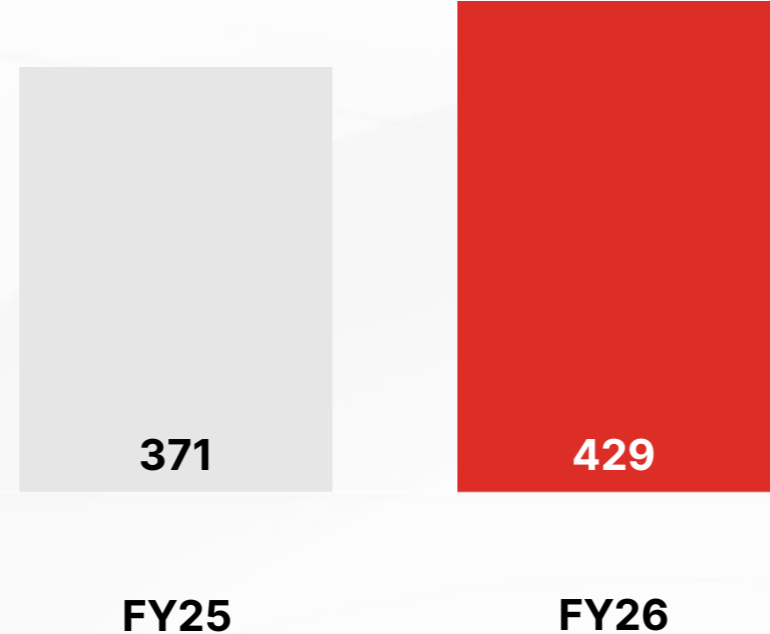
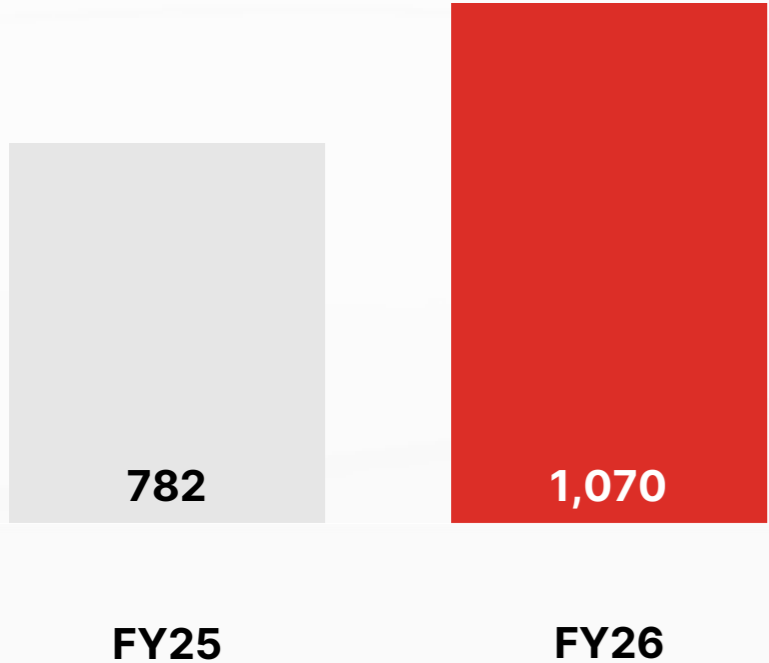
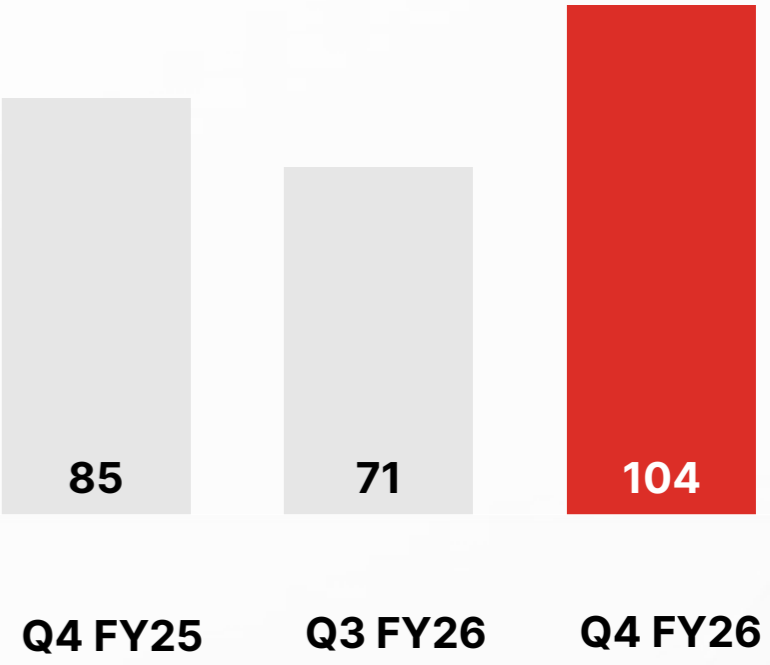
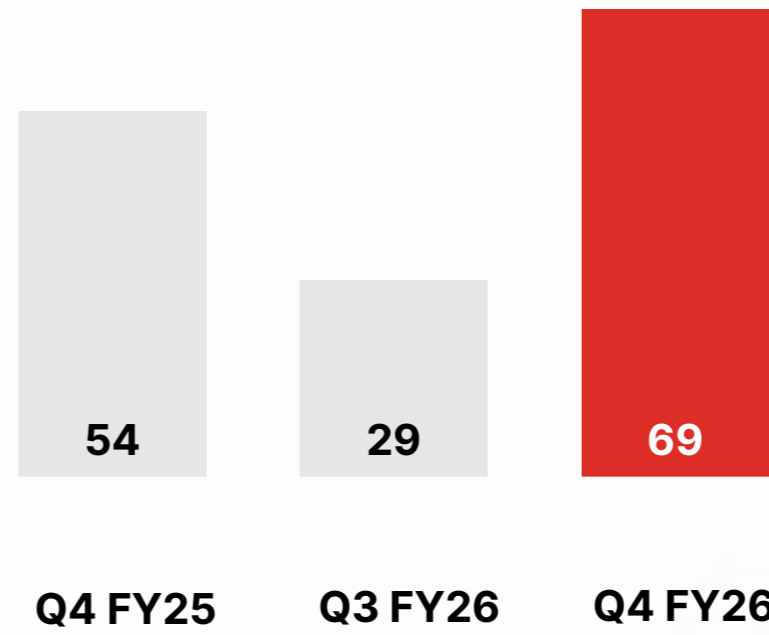
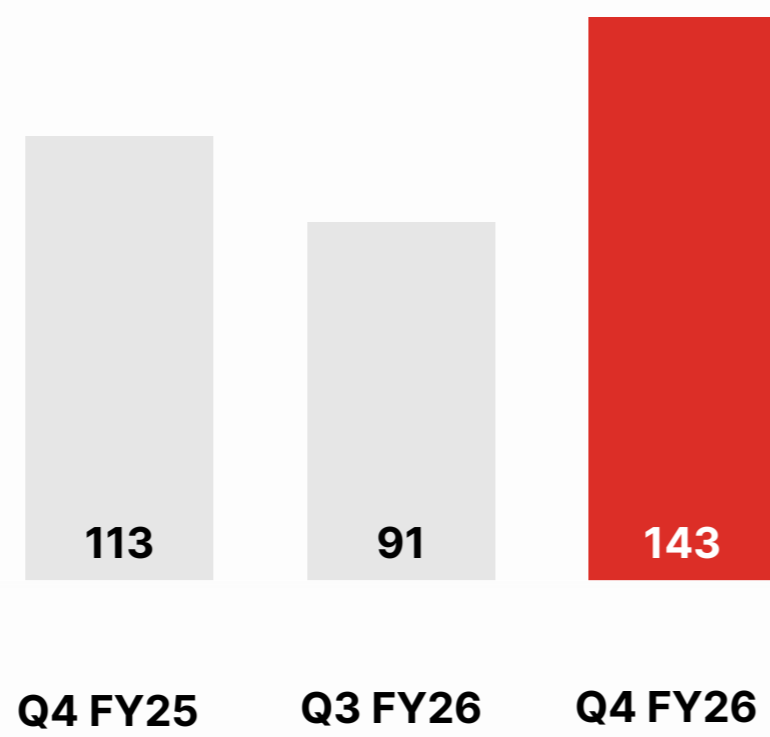
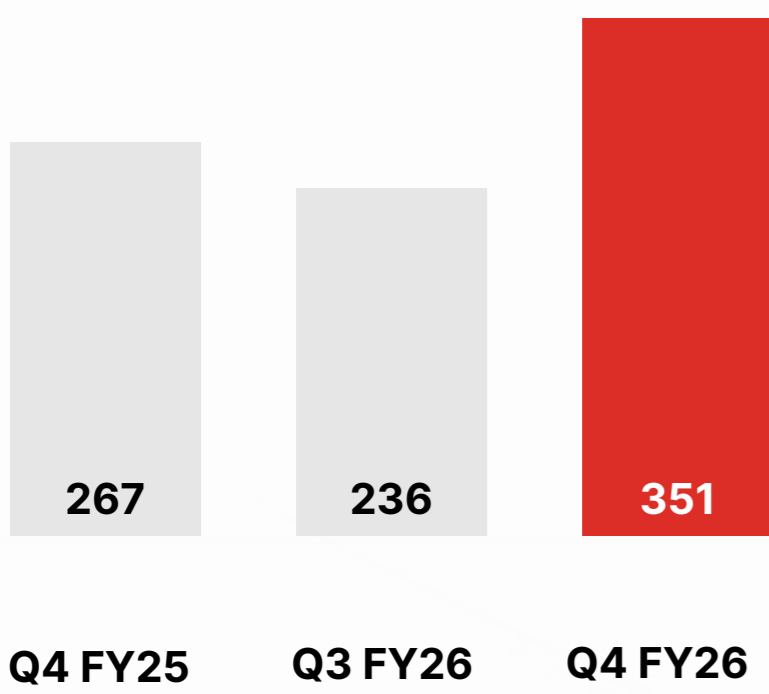
Revenue From Operations

EBITDA (Before Exceptional Items)

PAT

Cash Profit

(₹ Cr.)

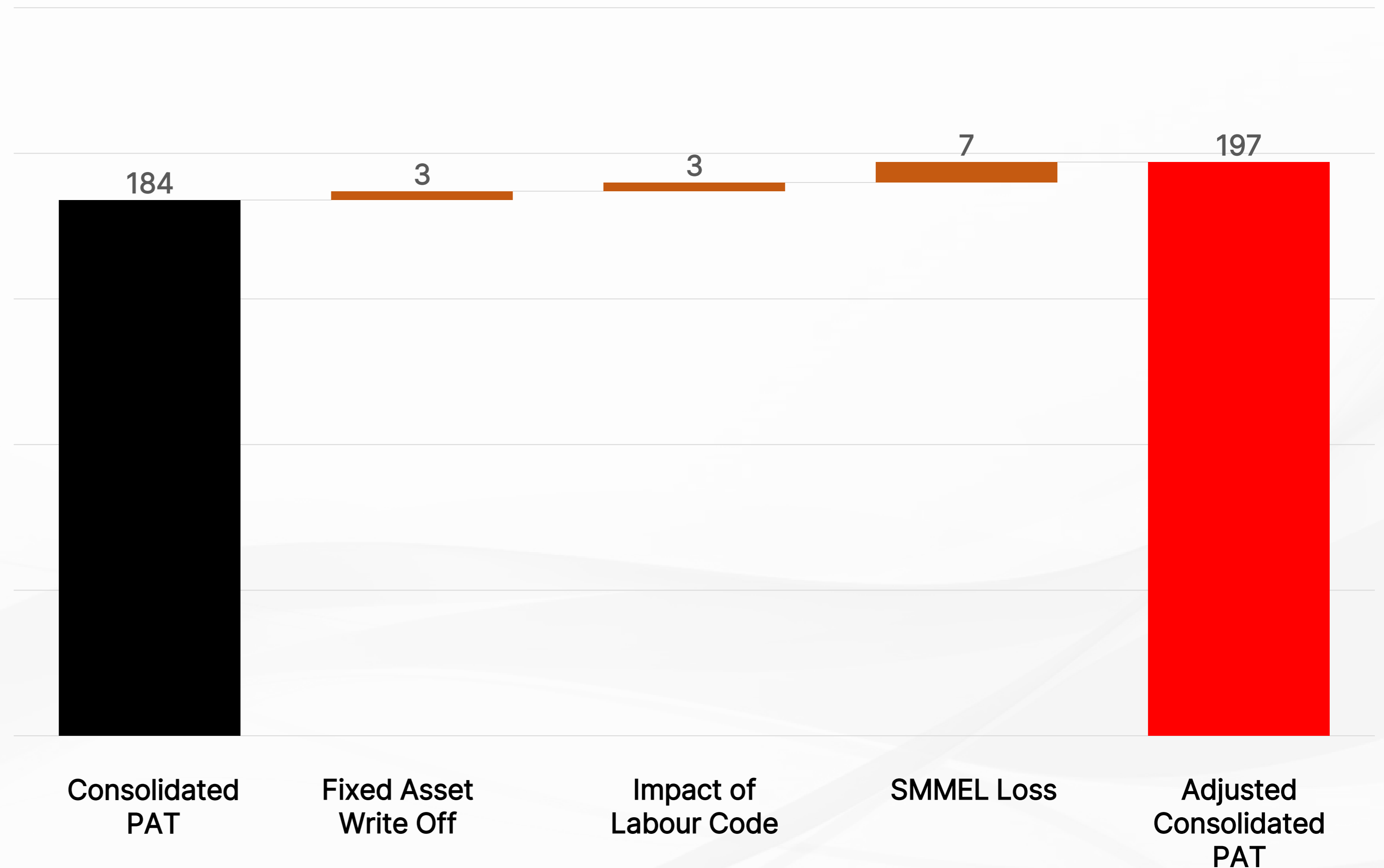


Profit Walk: Key Variances Explained



(₹ Cr.)

Category	Value
Consolidated PAT	184
(+) Fixed Asset Write Off	3
(+) Impact Of Labour Code	3
(+) SM MEL Loss	7
Adjusted Consolidated PAT	197



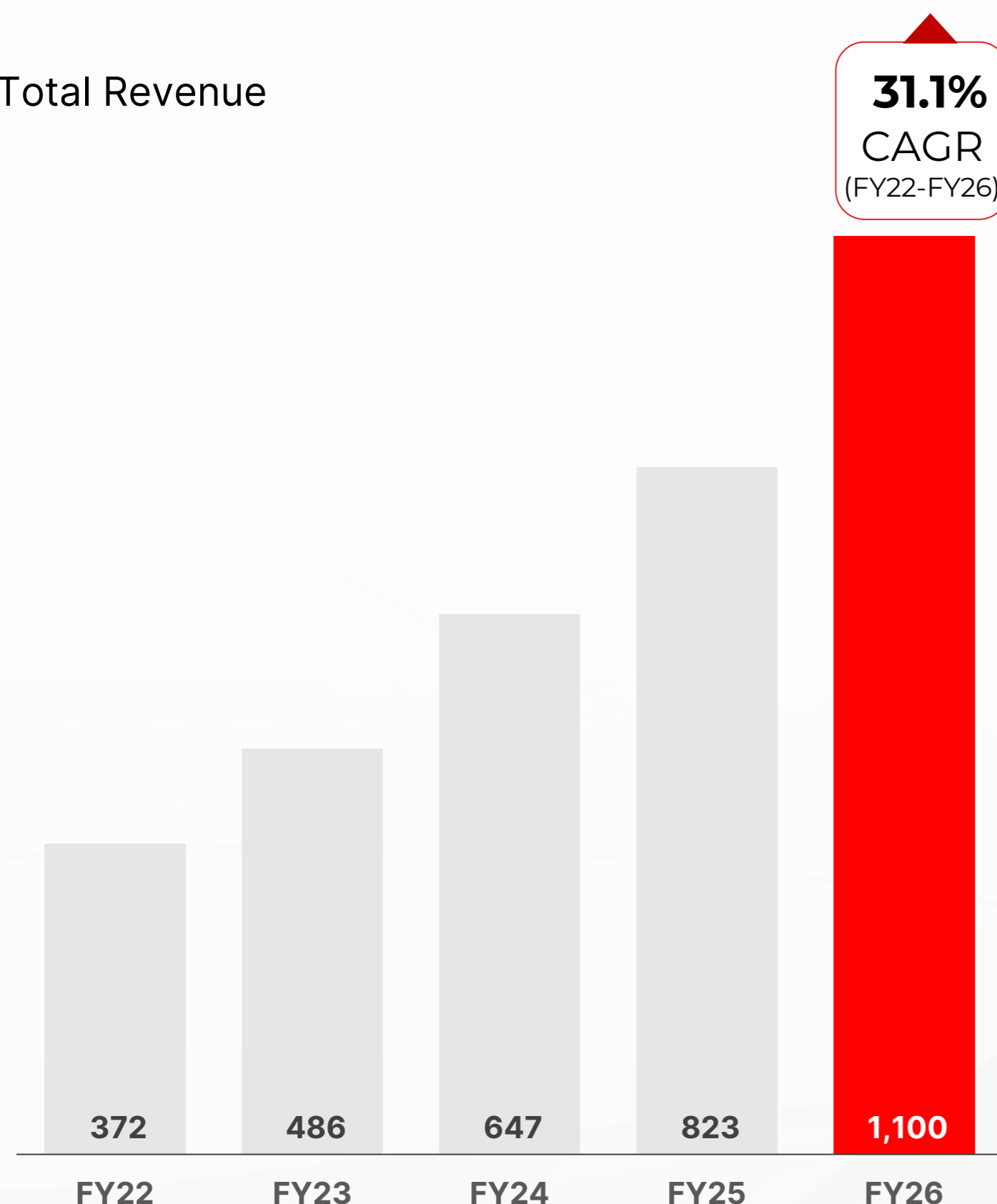
Note: One time impact on PAT during FY 26.

Double Digit Growth across P&L



3x Revenue growth in last 5 years

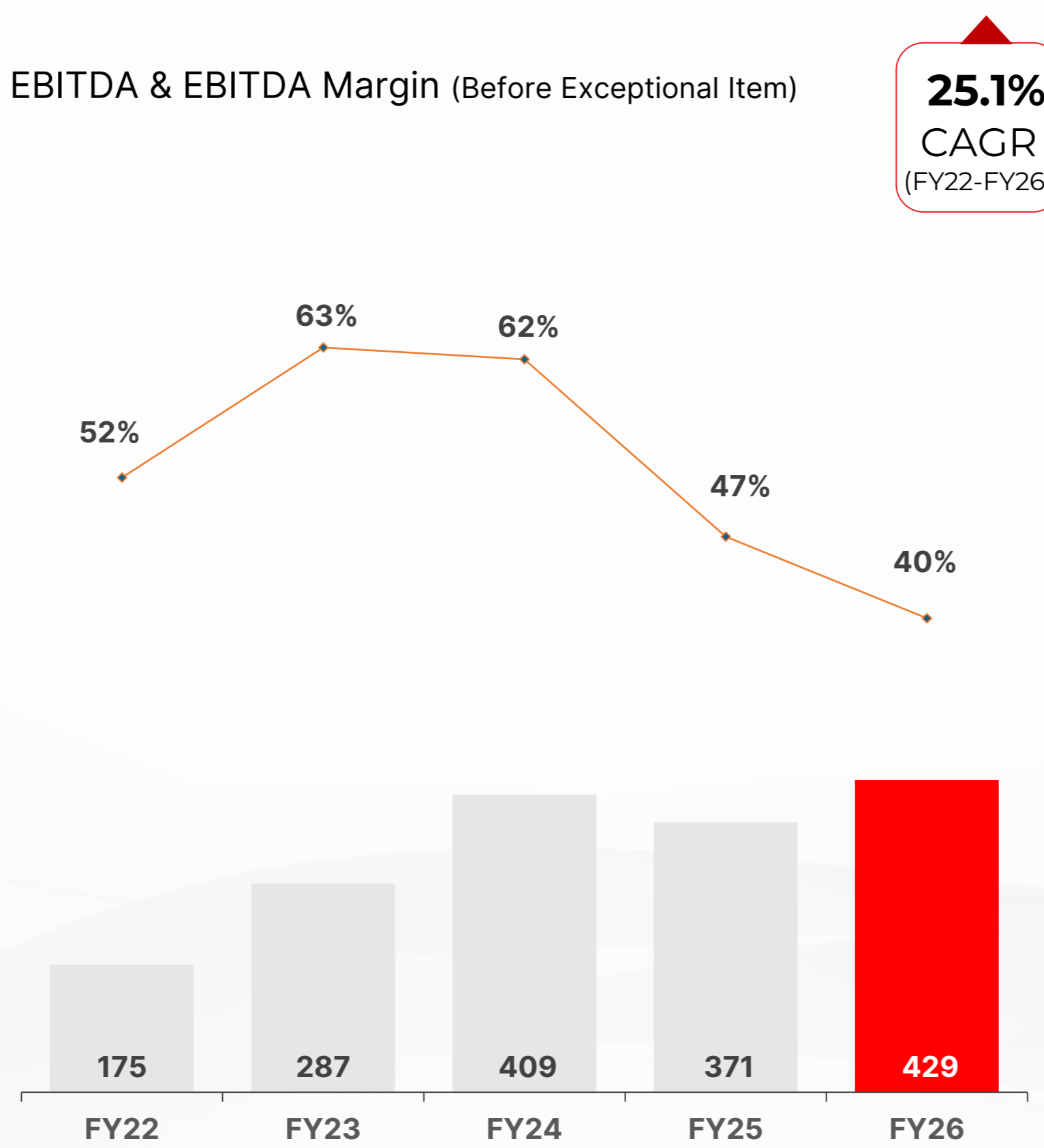
Total Revenue



■ Total Revenue

EBITDA(%) Consistently >40% in last 5 years

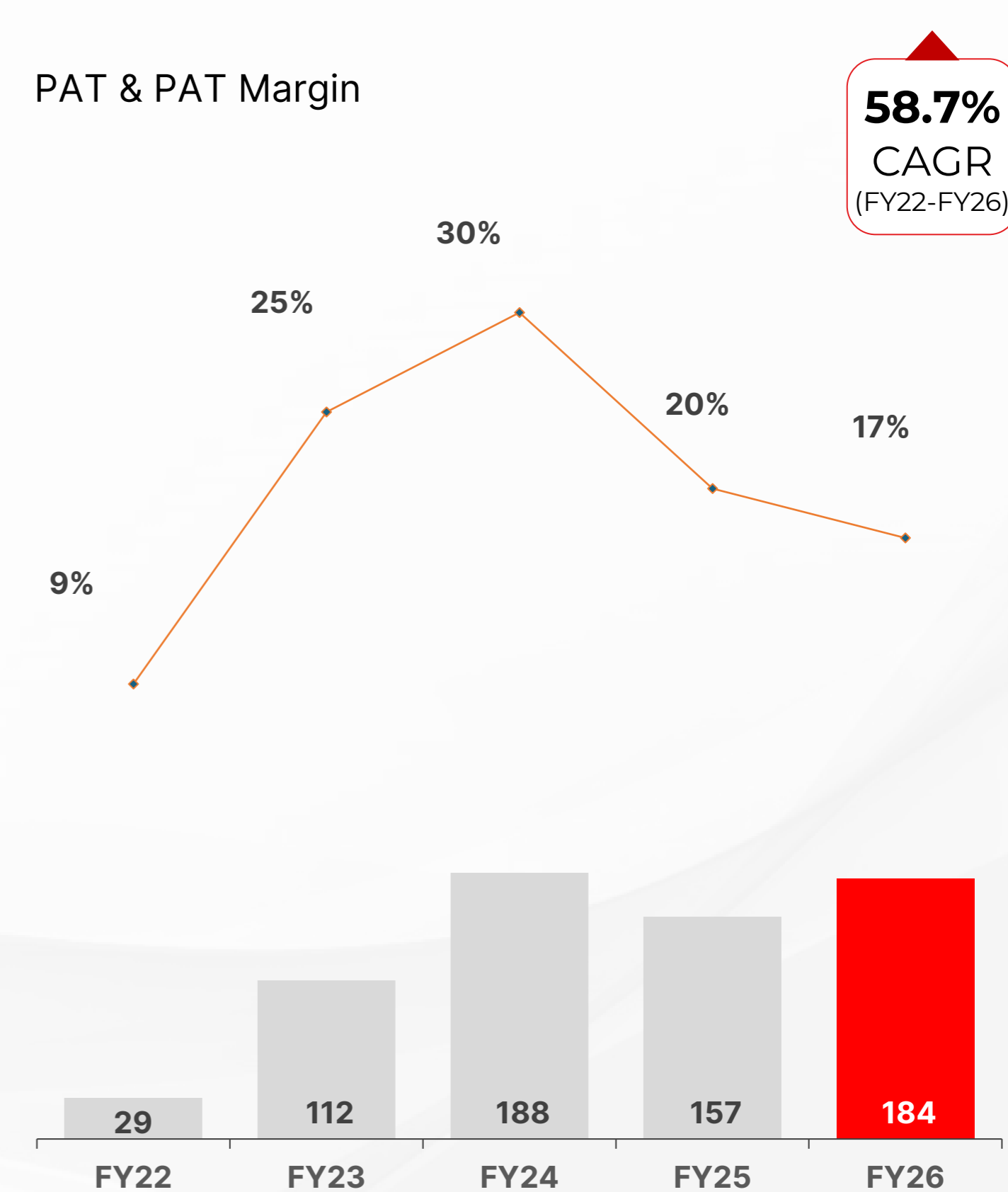
EBITDA & EBITDA Margin (Before Exceptional Item)



■ EBITDA ■ EBITDA Margin

Sustained Profitability since FY22

PAT & PAT Margin



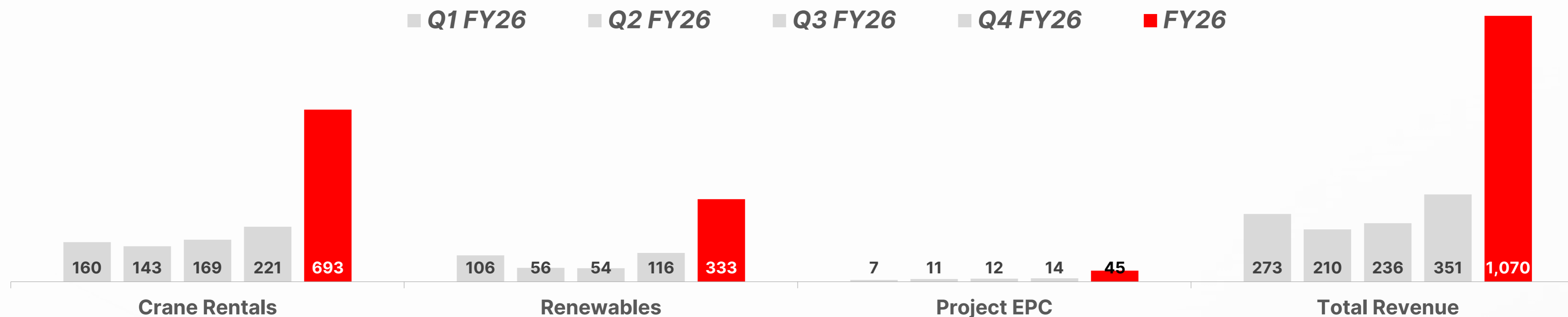
■ PAT ■ PAT Margin

Note: EBITDA before FY25: Purely Crane rental
EBITDA in FY25 and FY26: Blended

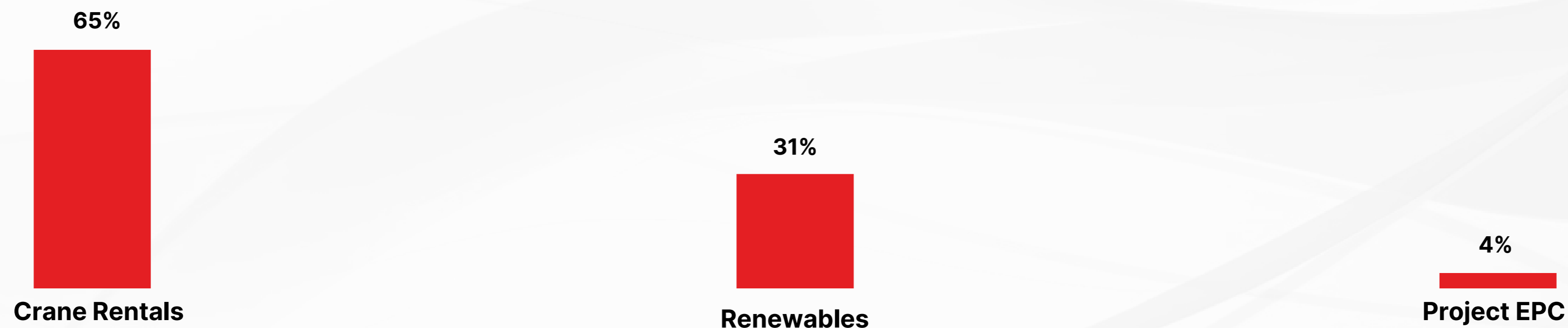
Revenue Mix: Segment Wise



(₹ Cr.)



FY26



Strengthening returns, disciplined leverage, resilient cash generation



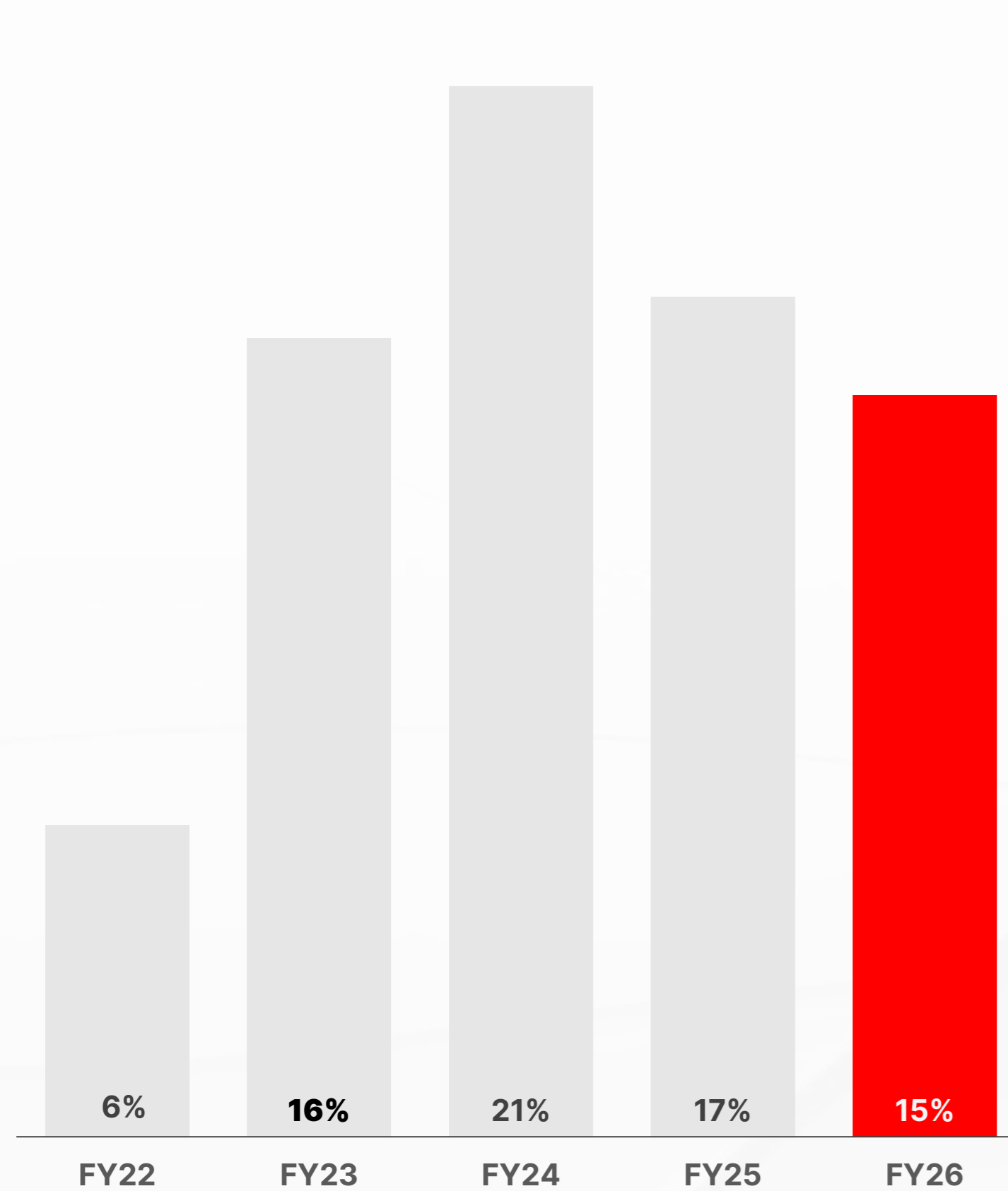
ELEVATE 2030
Beyond Boundaries, Raising Standards

(₹ Cr.)

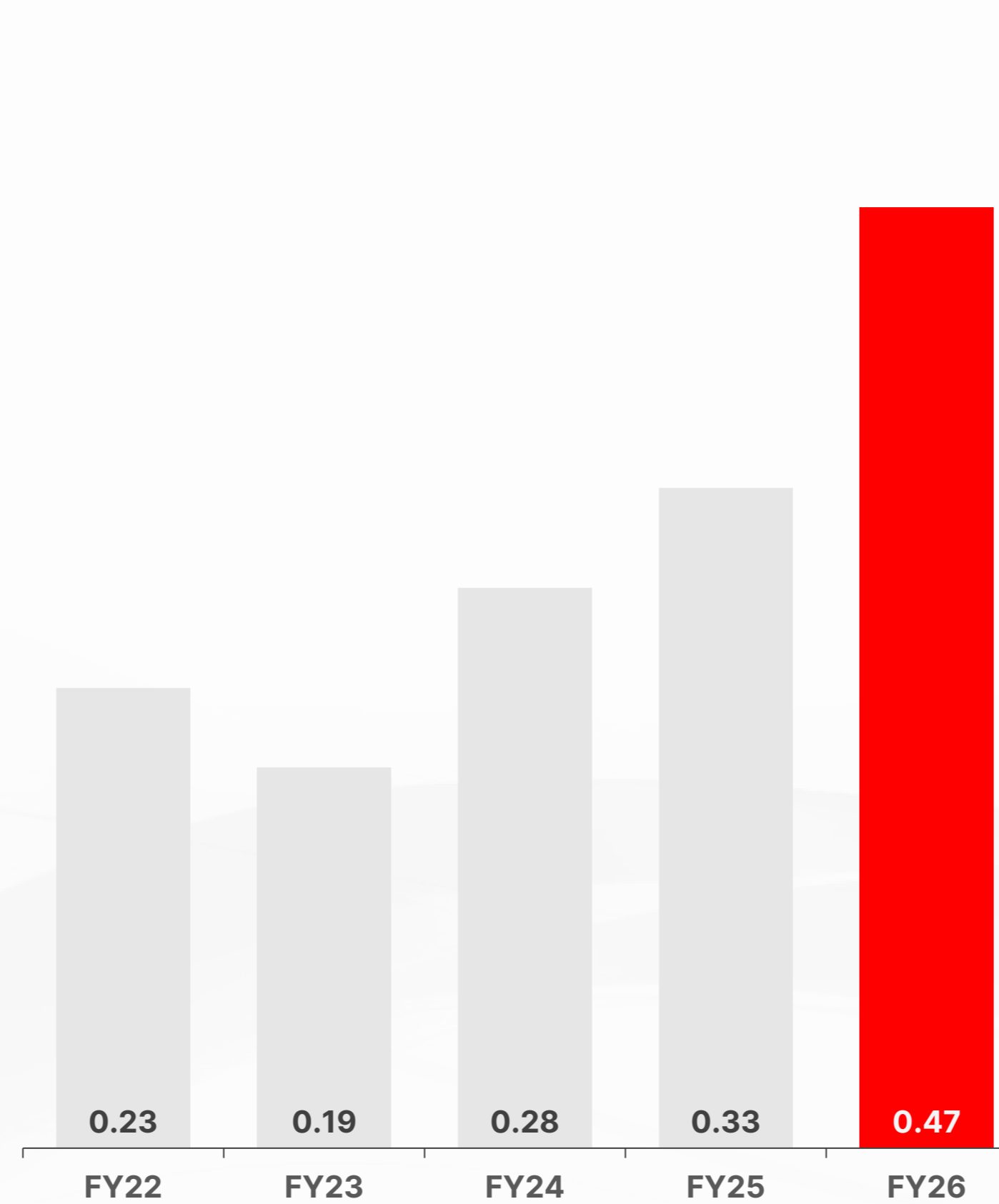
Double digit ROCE

Net Debt to Equity maintained below 0.5x

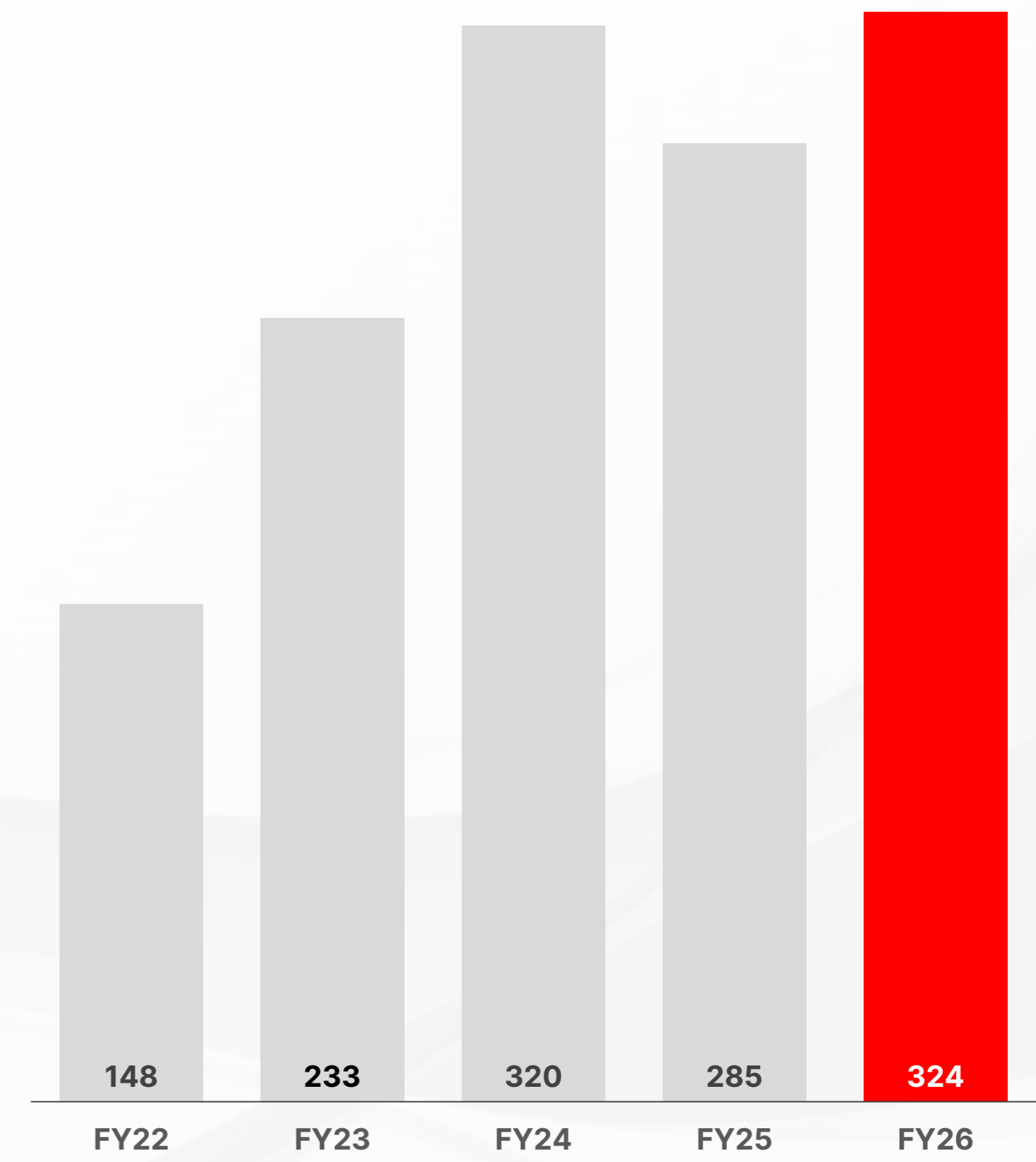
Average ₹250 Cr+ Cash Profit in last 5 years



ROCE (%)



Net Debt to Equity



Cash Profit (Cr)

Investing In Scale – Fleet Expanding, Utilization Holding Strong



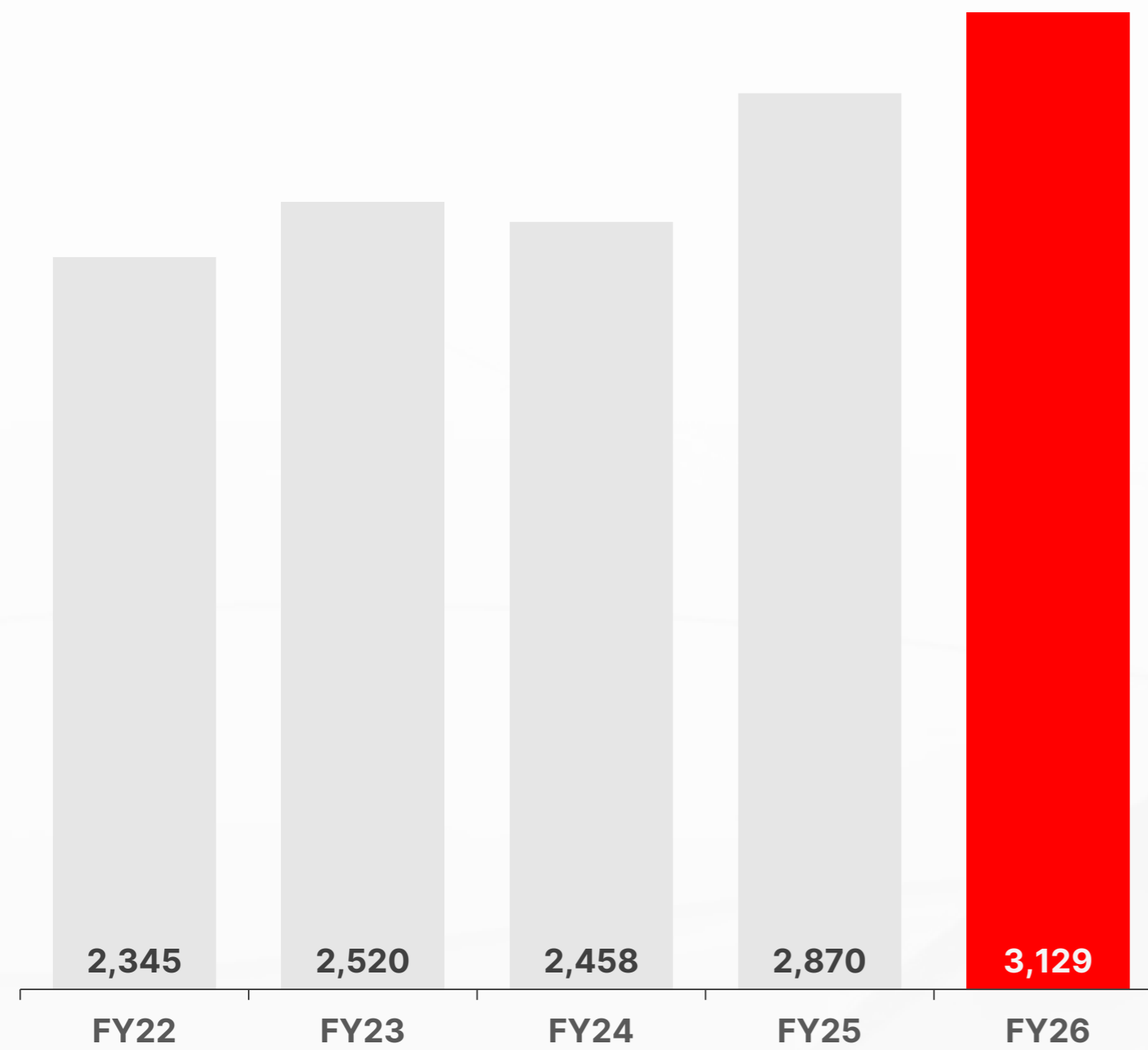
ELEVATE 2030
Beyond Boundaries, Raising Standards

(₹ Cr.)

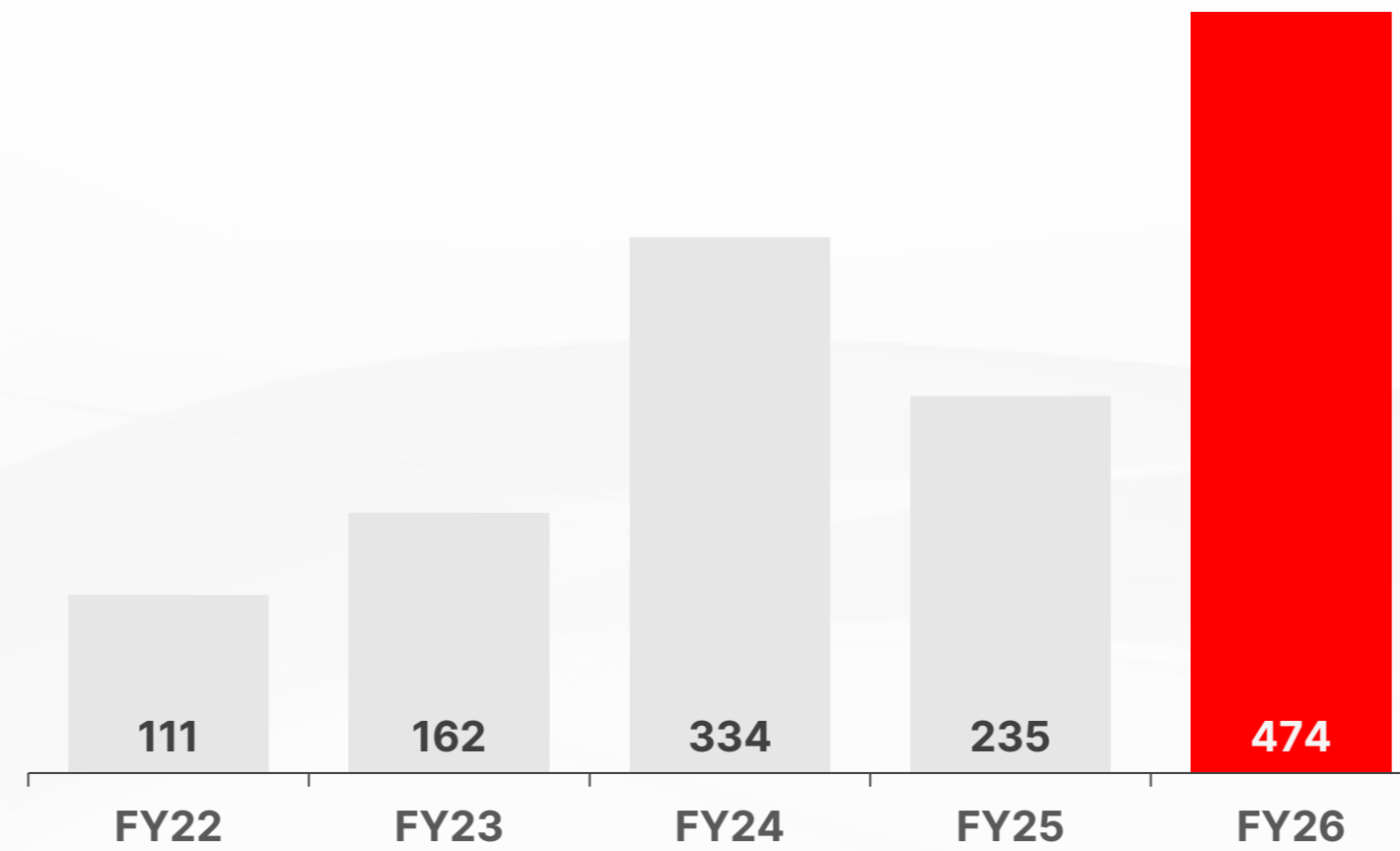
Gross block up 33%+ since FY22

Growth Capex reaccelerated in FY26

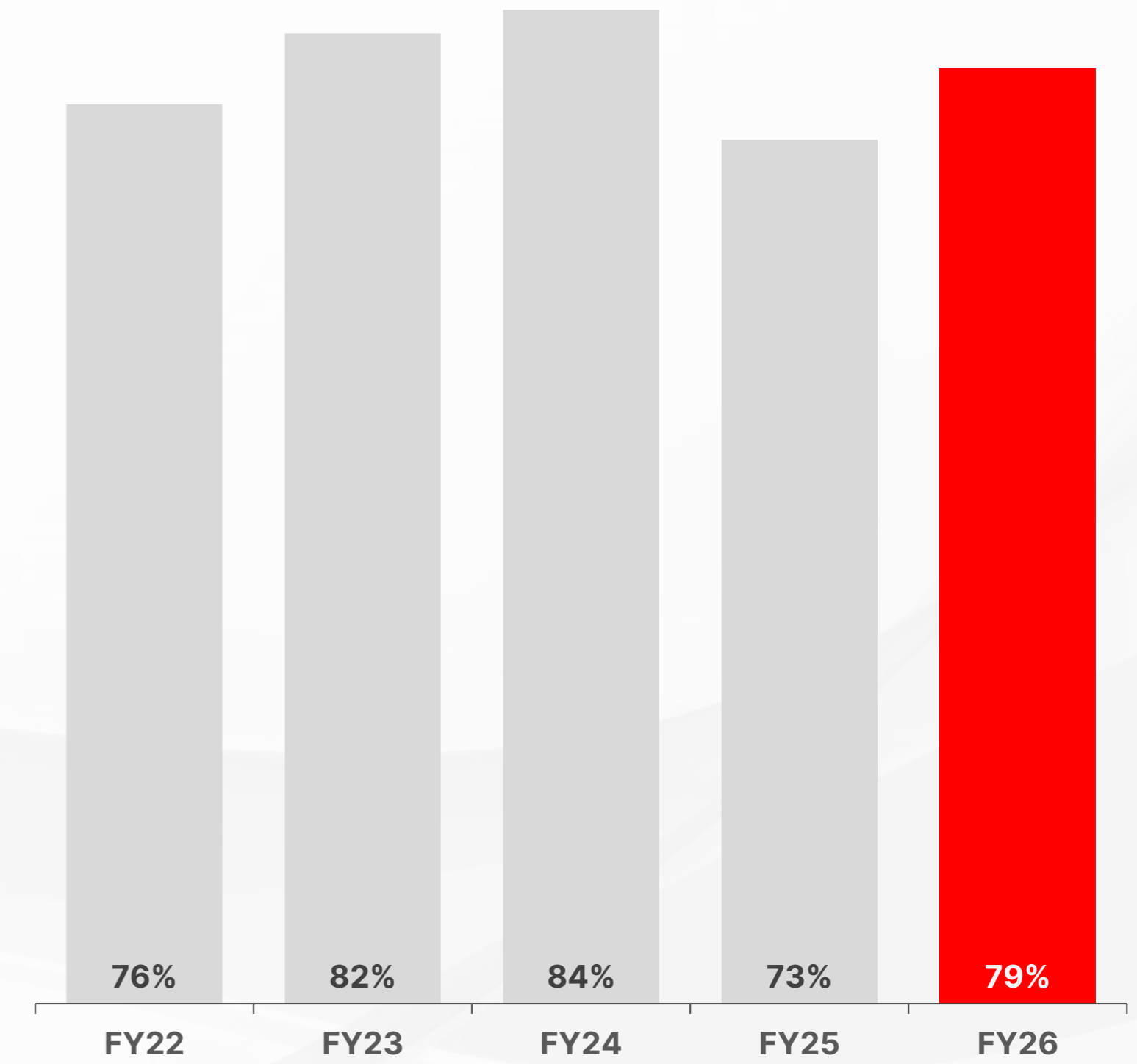
Utilization stable through 73%-79% (India)



Gross Block (Cr)



Total Capex (Cr)



Utilization (%)

Capital Expenditure



(₹ Cr.)

Total Planned CapEx for FY 25–26 : **639 Cr**

CapEx (India)

₹ 415 Cr
Planned CapEx

+98
Crane Population

₹ 373 Cr
CapEx Incurred till FY 26

+96
Crane Population

₹ 42 Cr¹
CapEx Deferred to FY 27

+2
Crane Population

CapEx (KSA)

₹ 224 Cr
Planned CapEx

+63
Crane Population

₹ 101 Cr
CapEx incurred till FY 26

+36
Crane Population

₹ 123 Cr²
CapEx Deferred to FY27

+27
Crane Population

Total (India + KSA)

₹ 639 Cr
Planned CapEx

+161
Crane Population

₹ 474 Cr
CapEx incurred till FY 26

+132
Crane Population

₹ 165 Cr
CapEx Deferred to FY27

+29
Crane Population

1. Capex of ₹42 Cr was executed in April 2026
2. KSA Capex of ₹123 Cr has been deferred to FY27

Capital Expenditure Planned for FY27



ELEVATE 2030
Beyond Boundaries, Raising Standards

(₹ Cr.)

Total Planned CapEx for FY 26-27 : **391 Cr**

CapEx (India)

₹ 190 Cr

Planned CapEx

+26

Crane Population

CapEx (KSA)

₹ 201 Cr

Planned CapEx

+35

Crane Population

Total (India + KSA)

₹ 391 Cr

Planned CapEx

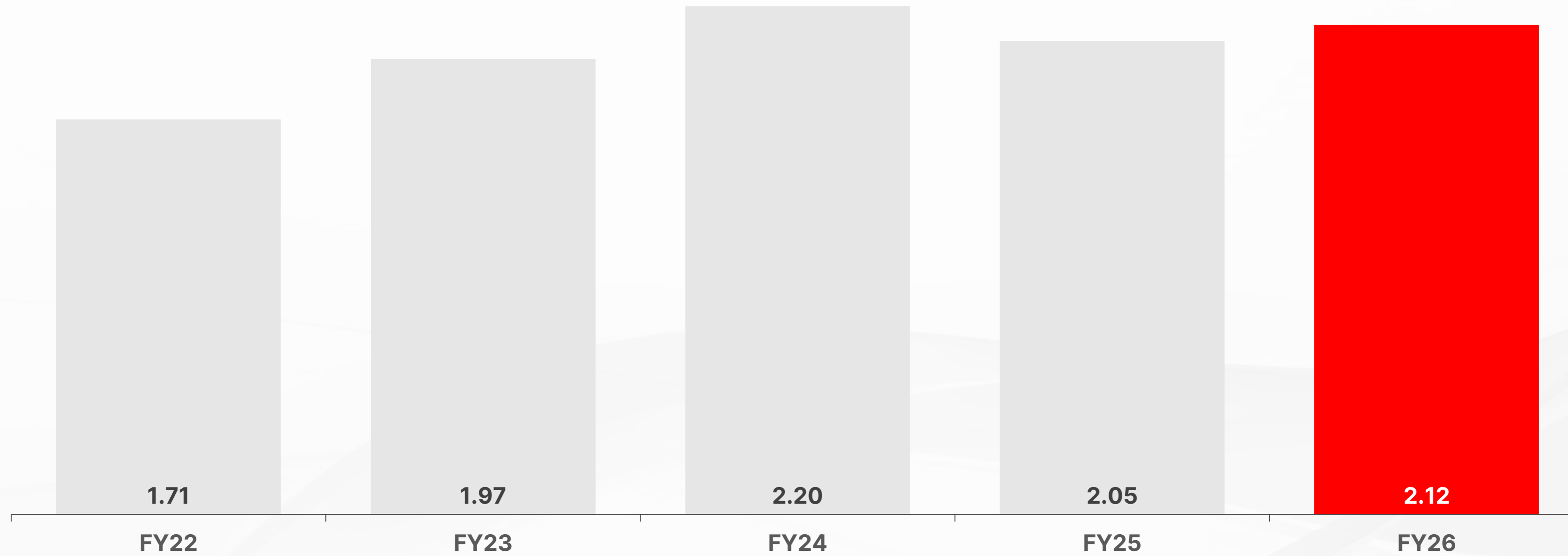
+61

Crane Population

Yield Metrics **Reflect Return Profile**



Stabilizing yield trends



**Average Yearly Yield
(India)**



ELEVATE 2030
Beyond Boundaries, Raising Standards

Strong Opening Order Book with built-in revenue predictability

Secured Order Book for FY27

₹ 1,053 Cr

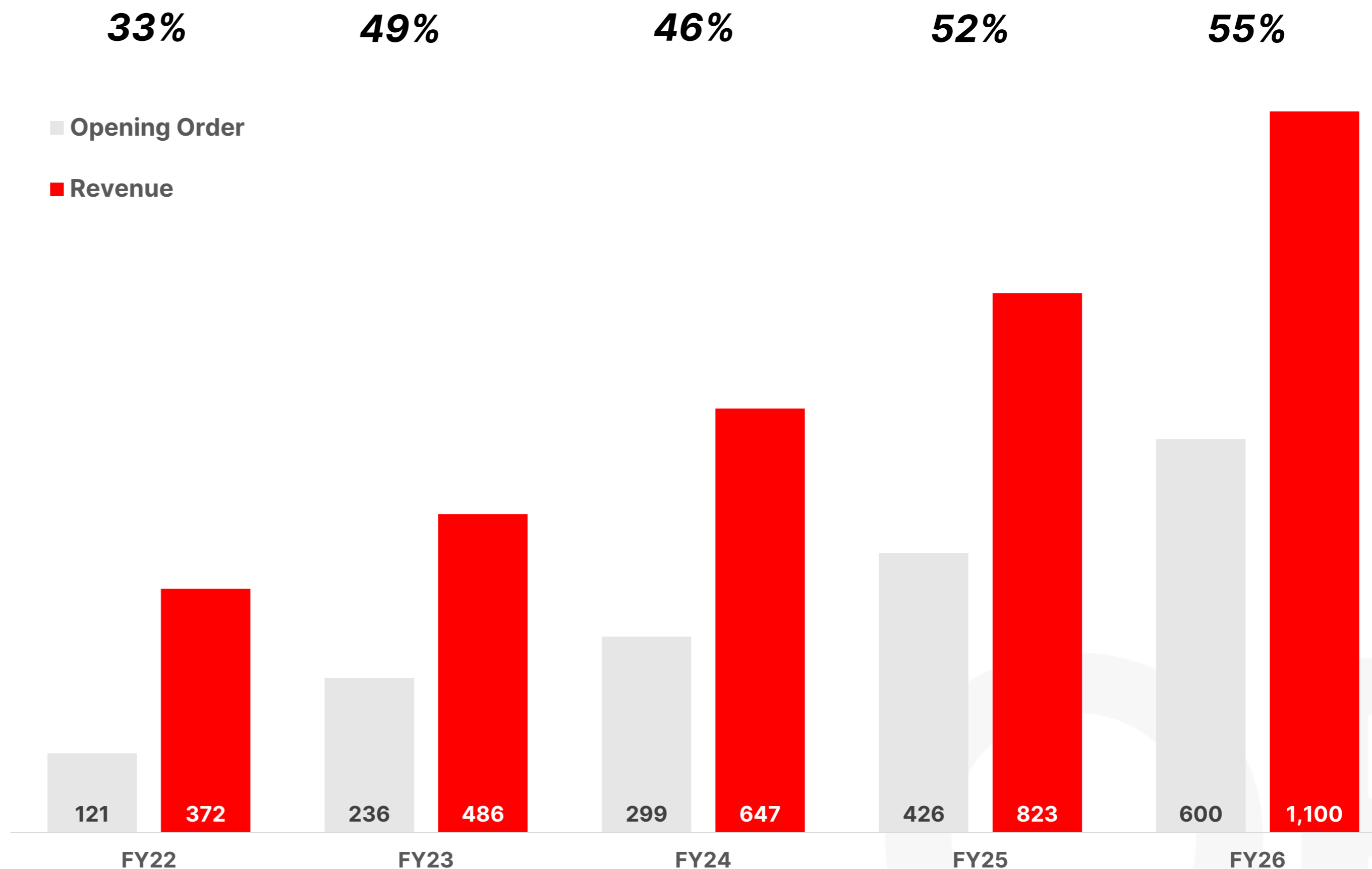
As on 14th May 2026

Strong Opening Order Book

Strong visibility on year-end revenue numbers at the start of every financial year — structural earnings predictability peers cannot match

OPENING ORDER BOOK AS % OF FULL-YEAR REVENUE

(₹ Cr.)



Consolidated P&L



ELEVATE 2030
Beyond Boundaries, Raising Standards

Particulars (₹ Cr)	Q4 FY26	Q3 FY26	QoQ(%)	Q4 FY25	YoY (%)	FY26	FY25	YoY (%)
Revenue from Operations	351	236	49.0%	267	31.4%	1,070	782	36.9%
Other Income	8	6		7		29	41	
Total Income	360	242	49.0%	274	31.3%	1,100	823	33.6%
Employee benefits expense	29	25		14		94	46	
Operating and Other expenses	189	125		147		577	405	
Total Expenses	217	150		161		671	452	
EBIDTA	143	91	56.5%	113	25.7%	429	371	15.6%
<i>EBIDTA (%)</i>	40.6%	38.6%		42.4%		40.1%	47.4%	
Finance costs	13	9		7		37	26	
Depreciation and amortisation expense	36	33		31		132	129	
PBT before exceptional Items	94	48	94.5%	75	26.2%	261	217	20.3%
Exceptional Item	-1	8		-		8	-	
PBT after exceptional Items	95	48		75		253	217	
<i>PBT (%)</i>	27.0%	20.6%		27.9%		23.6%	27.7%	
Tax	26	11		21		69	60	
PAT	69	37	137.4%	54	27.8%	184	157	17.7%
<i>PAT (%)</i>	19.6%	15.8%		20.1%		17.2%	20.0%	
<i>Cash Profit</i>	104	71		85		324	285	
Basic EPS (INR)	8.0	3.4	137.3%	6.2	27.8%	21.3	18.1	17.8%

*Exceptional item reflects the impact of Labour Code implementation and asset damage.

Consolidated Balance Sheet



Particulars (₹ Cr)	31-Mar-26 (Audited)	31-Mar-25 (Audited)	31-Mar-24 (Audited)	31-Mar-23 (Audited)	31-Mar-22 (Audited)
Non-Current Assets					
Property, Plant & Equipment	1,421	1109	1,007	855	766
Capital work-in-progress	9	18	15	6	-
Intangible Assets	4	5	5	1	-
Financial Assets	47	27	10	25	3
Other non-current assets	20	22	15	18	17
Total non-current assets	1,501	1,181	1,052	906	786
Current Assets					
Inventories	6	6	6	4	5
Trade Receivable	271	235	118	99	79
Unbilled Receivables	154	73	61	41	42
Cash and cash equivalents including Bank Balance	129	54	81	21	10
Other current asset	283	217	106	49	43
Total current assets	842	585	372	215	178
Total Assets	2,343	1,765	1,424	1121	964
Total Equity	1,310	1,143	1,012	842	734
Liabilities					
Non-current liabilities					
Long-term Borrowings	495	232	161	94	120
Other non current liabilities	64	57	49	47	17
Total non-current liabilities	558	289	209	140	137
Current liabilities					
Short-term Borrowings	179	206	132	89	47
Trade Payables	130	82	29	17	21
Other financial Liabilities	63	14	12	7	4
Other current liabilities	102	31	30	25	21
Total current liabilities	475	334	203	139	93
Total Equity and Liabilities	2,343	1,765	1,424	1,121	964

Treasury & Liquidity Overview



ELEVATE 2030
Beyond Boundaries, Raising Standards

(₹ Cr.)

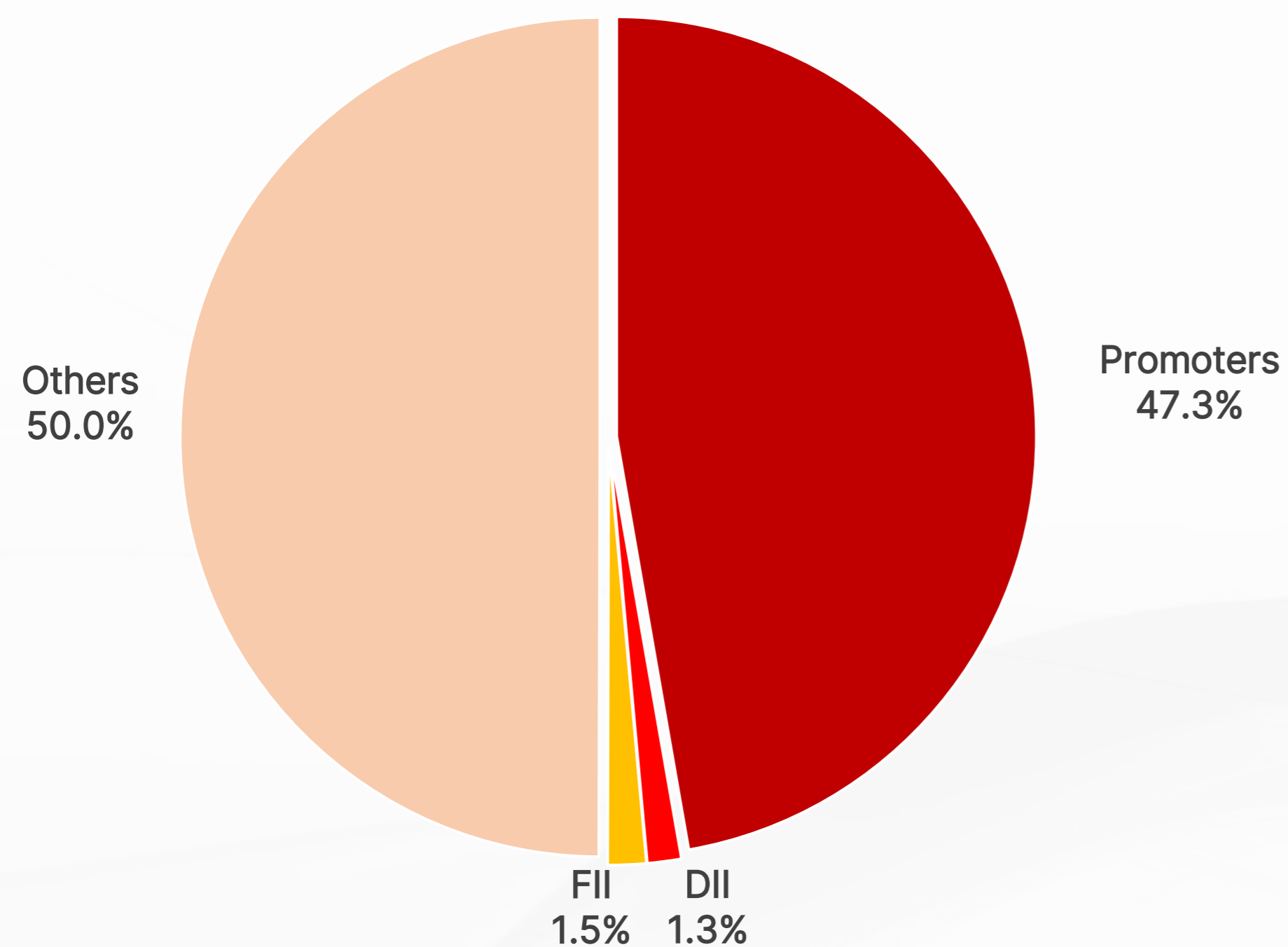
Particulars	Amount
Investment in Mutual Funds, bonds (Liquid), Commercial Papers	87
Bank Account Balances and Deposits	266
Total	353

Shareholding Pattern



(₹ Cr.)

Shareholding Pattern



Share Information as on 31st March 2026

NSE Ticker	SANGHVIMOV
BSE Ticker	530073
Market Cap (₹ Cr.) (BSE)	2,027
% free-float	52.75%
Free-float market cap (₹ Cr.)	1,857
Shares Outstanding	8,65,76,000
3M ADTV (Shares)*	2,72,099
3M ADTV (INR Cr)*	7.48
Industry	Diversified Commercial Services

*Source: NSE & BSE
ADTV (Shares): Average Daily Traded Volume
ADTV (INR Cr): Average Daily Traded Value



ELEVATE 2030
Beyond Boundaries, Raising Standards

THANK YOU



Vinav Agarwal (CS)
Sml.cs@sanghviglobal.com

www.sanghvicranes.com
NSE: SANGHVIMOV | BSE: 523548

Our Excellence

Awards Received



ELEVATE 2030
Beyond Boundaries, Raising Standards



Outlook Business Spotlight (Enterprise & Leadership Awards 2026)
Renewable Energy Trailblazer - SFRPL

Outlook Business Spotlight (Enterprise & Leadership Awards 2026)
Nation Builders Award - In Heavy Lift Solutions

NexBrands - India 2030 Leadership Conclave
Iconic Innovator
Renewable Energy & Sustainability

Contractor HSE Performance Award 2026
(Material Handling Equipment)
HSE / Safety Performance



Avaada Partners Meet 2025
Appreciation of our valued partnership

GE Vernova - Contractor Gold Standard Summit
GE Vernova Contractor Gold Standard

Corporate Connect - Excellence in Wind EPC Leadership award 2025-26
Wind EPC Leadership Award