

MEGASTAR FOODS LIMITED

CIN: L15311CH2011PLC033393

Regd. Off: Plot No. 807, Industrial Area, Phase-II Chandigarh-160002; **Telephone:** +91 172 2653807, 5005024

Works: Kurali-Ropar Road, Village Solkhian-140108

Distt. Rupnagar, Punjab

Telephone: +91 1881 240403-240406

Website: www.megastarfoods.com;

Email: cs@megastarfoods.com



Ref: MFL/CS/2026-27/11

Date: May 25, 2026

Department of Corporate Services
The BSE Limited
Phiroze Jeejeebhoy Towers,
Dalal Street, Mumbai-400001.

National Stock Exchange of India Limited
Exchange Plaza,
Bandra-Kurla Complex,
Bandra (E), Mumbai-400051.

Scrip Code: 541352

Company Symbol: MEGASTAR

Sub: Investor Presentation.

Dear Sir/Madam,

We are enclosing herewith the Investor Presentation of Megastar Foods Limited. We request you to please take the same on records.

The above information will also be made available on the website of the Company <https://www.megastarfoods.com/>.

Yours Sincerely,
For **Megastar Foods Limited**

Digitally signed by
VIKAS GOEL
Date: 2026.05.25
13:10:54 +05'30'

Vikas Goel
Managing Director
DIN: 05122585

Encl: a/a



Investor Presentation

Q4 & FY26
23 May 2026



Table of Contents



- 1 Who We Are – Megastar
- 2 Financial Overview
- 3 Company Overview
- 4 Industry Overview



Who We Are – **Megastar**



Rooted in Legacy, Driven by Innovation



Legacy Since 1964:

Established as “Basakhi Mal Ram Kishan,” one of the first registered flour mills in Manimajra, UT Chandigarh, by Mr. Madan Lal Aggarwal



Visionary Growth:

Mr. Vikas Goel carried forward the family legacy by founding Megastar Foods Pvt. Ltd. in 2011, with a vision to serve the global food industry



Cutting-Edge Technology:

Only plant in North India equipped with the latest Buhler machinery, ensuring efficient and precise milling



Multinational Customers:

Preferred refined flour supplier to leading MNCs such as Nestle, Mrs. Bector, Jubilant, ITC, etc



Listing

Listed In 2018 on BSE SME platform and migrated to the main board in 2022

Consolidated (in Lakhs)

	Q4FY26	Q3FY26	Q4FY25	FY26	FY25
Revenue from Operations	14,606	14,121	12,138	53,258	36,101
EBITDA	1,008	964	971	3,580	2,229
PAT	224	306	131	930	379



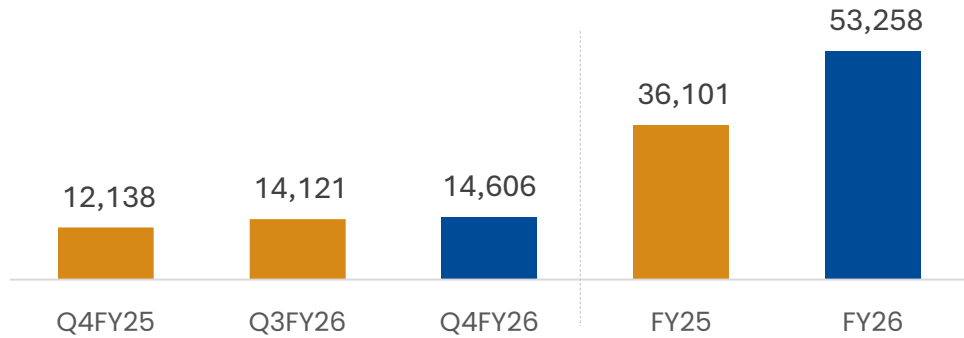
Consolidated Financial Overview



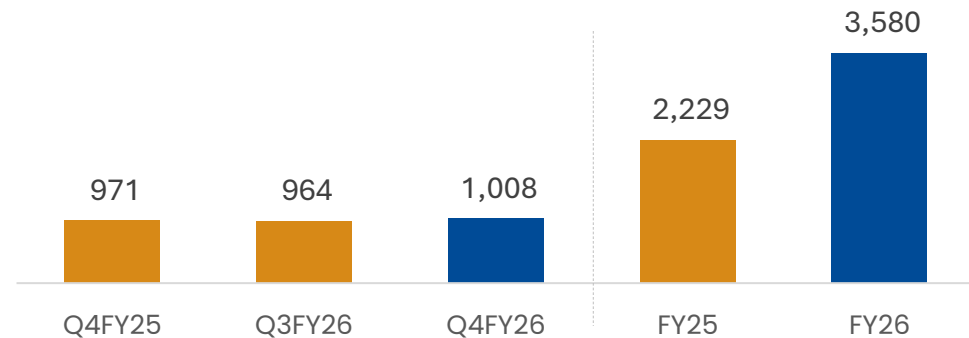
Q4 and FY26 Financial Highlights



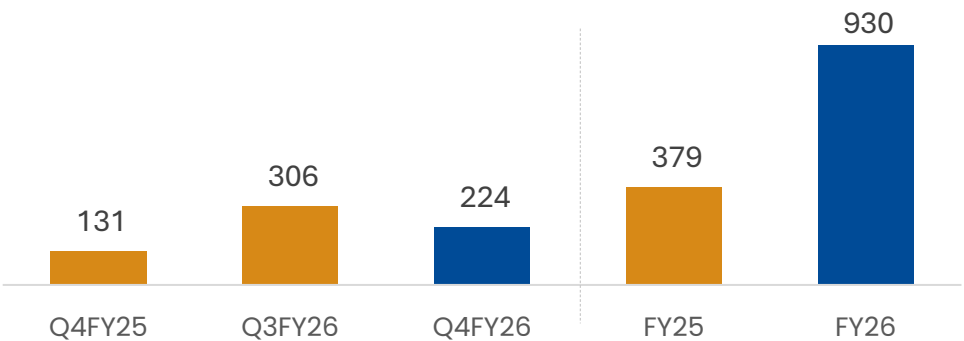
Revenue from Operations (Rs. lakhs)



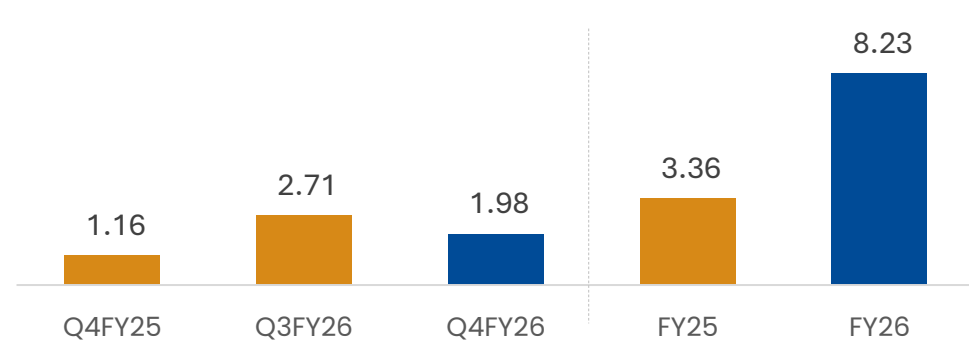
EBITDA (Rs. lakhs)



PAT (Rs. lakhs)



EPS (in Rs.)

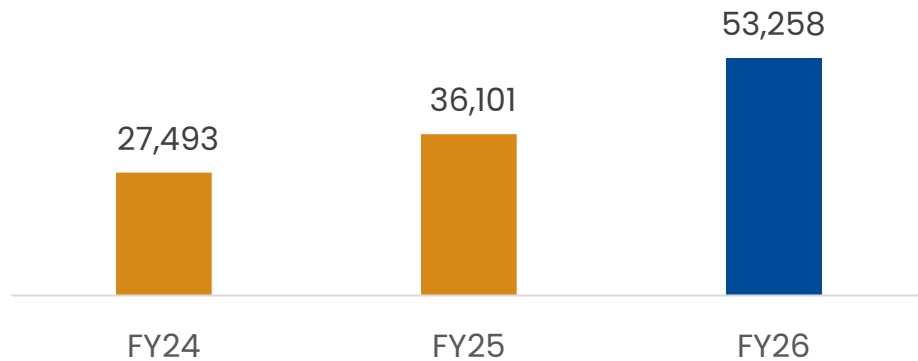


Note: The above figures are on Consolidated basis

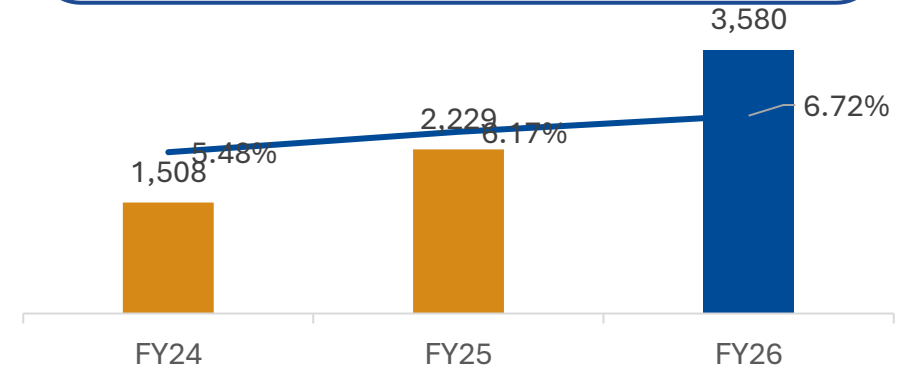
Annualized Financial Highlights



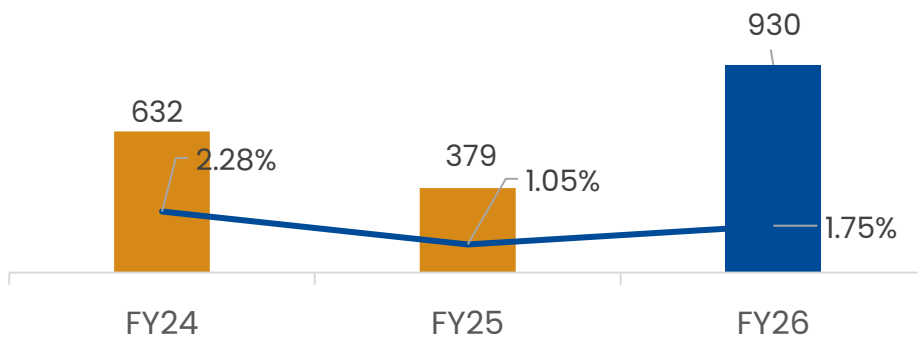
Revenue from Operations (Rs. lakhs)



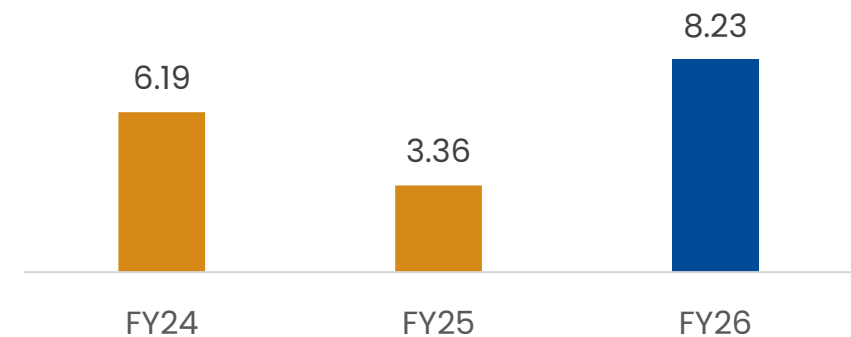
EBITDA (Rs. lakhs) and EBITDA (%)



PAT (Rs. lakhs) and PAT (%)



Earnings Per Share (in Rs.)



Note: The above figures are on Consolidated basis

Consolidated Profit & Loss Statement



Rs. in Lakhs

Particulars	31-Mar-24	31-Mar-25	31-Mar-26
Revenue from operations	27,493	36,101	53,258
Total Income	27,697	36,125	53,311
Finance costs	429	1,167	1,435
Depreciation and amortization expense	257	536	904
Total expenses	26,876	35,599	52,070
EBITDA	1,508	2,229	3,580
Profit before tax	822	526	1,241
Profit after tax	632	379	930
Earnings Per Share (EPS) ₹	6.19	3.36	8.23

Consolidated Balance Sheet



Rs. in Lakhs

Equity and Liabilities	31-Mar-24	31-Mar-25	31-Mar-26
Net Worth	9,213	9,367	10,287
Total Non Current Liabilities	4,144	6,742	6,166
Non Current Borrowings	3,865	6,301	5,484
Trade Payables	241	398	898
Total Current Liabilities	2,196	7,507	10,363
Fixed Assets	10,474	14,900	14,786
Total Non Current Assets	10,668	15,045	14,936
Inventories	1,691	3,867	5,496
Trade Receivables	2,713	4,131	4,919
Cash & Bank Balance	184	380	909
Total Current Assets	4,885	8,570	11,881
Total Assets	15,553	23,616	26,816

Company Overview



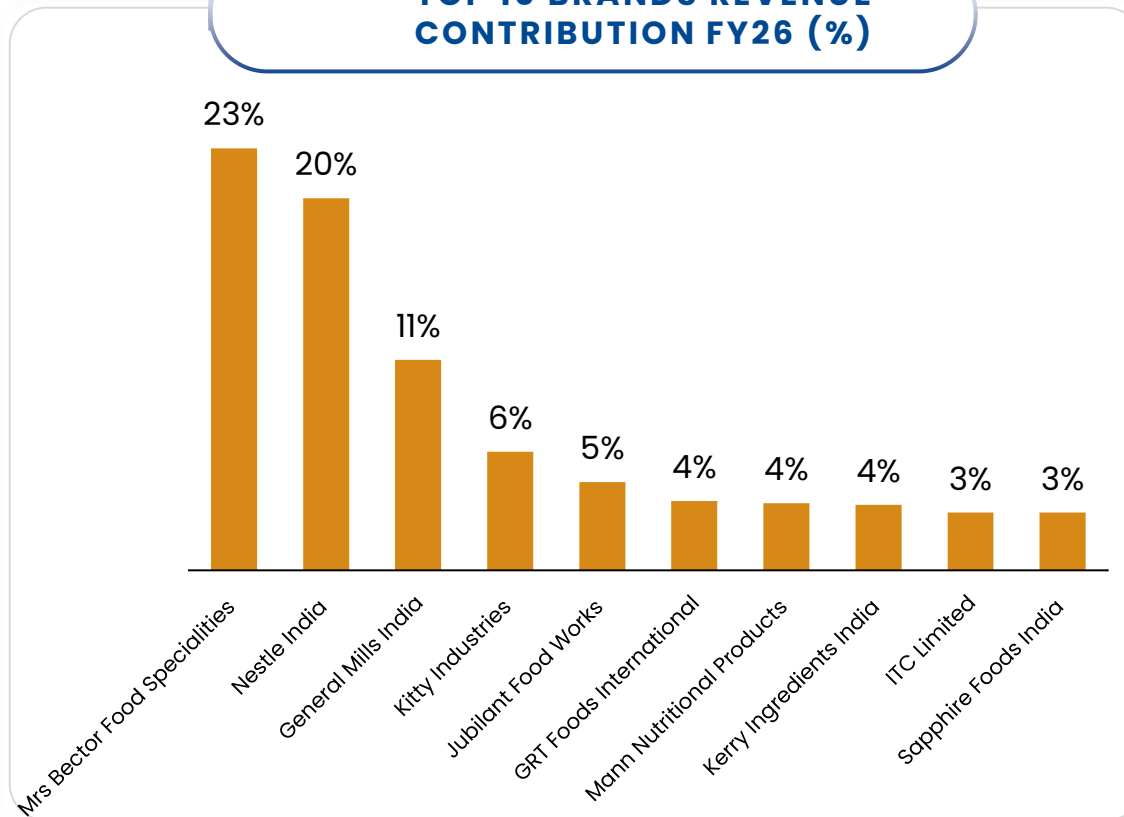
Long-Standing Partnerships: A Testament to Trust



TRUSTED BY INDIA'S LEADING FOOD BRANDS FOR OVER A DECADE



TOP 10 BRANDS REVENUE CONTRIBUTION FY26 (%)



Megastar has successfully created in-roads by becoming a preferred supplier to the multinational giants of the world, thereby providing long-term visibility, showcasing commitment of its product in terms of quality

Recognitions of Quality from Key Clients



Certified for outstanding contribution as a supplier partner in supporting ITC Foods Division



Mudit Goyal awarded as the youngest entrepreneur by WPPS



Awarded as an outstanding partner in collaboration with Bimbo Bakeries India



Recognized for support and exceptional business partnership by Nestlé

State-of-the-Art Processing Facility certified by Highest Standards



Single Location Plant in Rupnagar, Punjab

- Megastar has an in-house wheat storage capacity of 50,000 MT. New Plant Fully equipped with SS Buhler machinery.
- Over 9 acres modern facility
- Maintains high standards via Good Manufacturing (GMP) and Laboratory (GLP) Practices with dedicated expert teams
- Capable of processing 710 MT/day at its Rupnagar facility. The plant uses advanced automation, real-time quality control, and sustainable practices to consistently deliver superior flour for growing market needs.

Halal Certificate:

- Meets Islamic dietary norms.
- Essential for key clients like Nestle, PepsiCo, Mondelez, General Mills.

BRCGS Certification:

- Global benchmark for food safety and quality.
- Supports exports and continuous system improvement.

FSSAI Certificate:

- Mandatory for all food businesses in India.
- Ensures hygiene and legal food operations.

SEDEX (SMETA) Audit:

- Covers Labor, Safety, Environment & Ethics.
- Involves on-site audits, document checks, and staff interviews.



Over the years, Megastar has developed a state-of-the-art refined flour processing plant in a single location with largest processing capacity in North India

State-of-the-Art Equipment for Flour Testing and R&D



Farino Graph Equipment

Optimizes flour selection, dough processing, and recipe formulation based on water absorption, stability and mixing behaviour.



Extenso Graph

Measures dough strength/stretchability (up to 2,000 EU/300 mm) for quality control



Automatic Gluten Washer

Isolates wet gluten quickly (5-7 min) by washing out starch/soluble proteins.



NIR Automatic Sampler Analyzer

Enables precise flour and recipe optimization through water absorption and dough behaviour analysis.



Lab mill

A miniaturized milling system designed to process small grain samples into flour




Alveo Graph

Assesses dough strength and elasticity to ensure ideal flour and ingredient selection

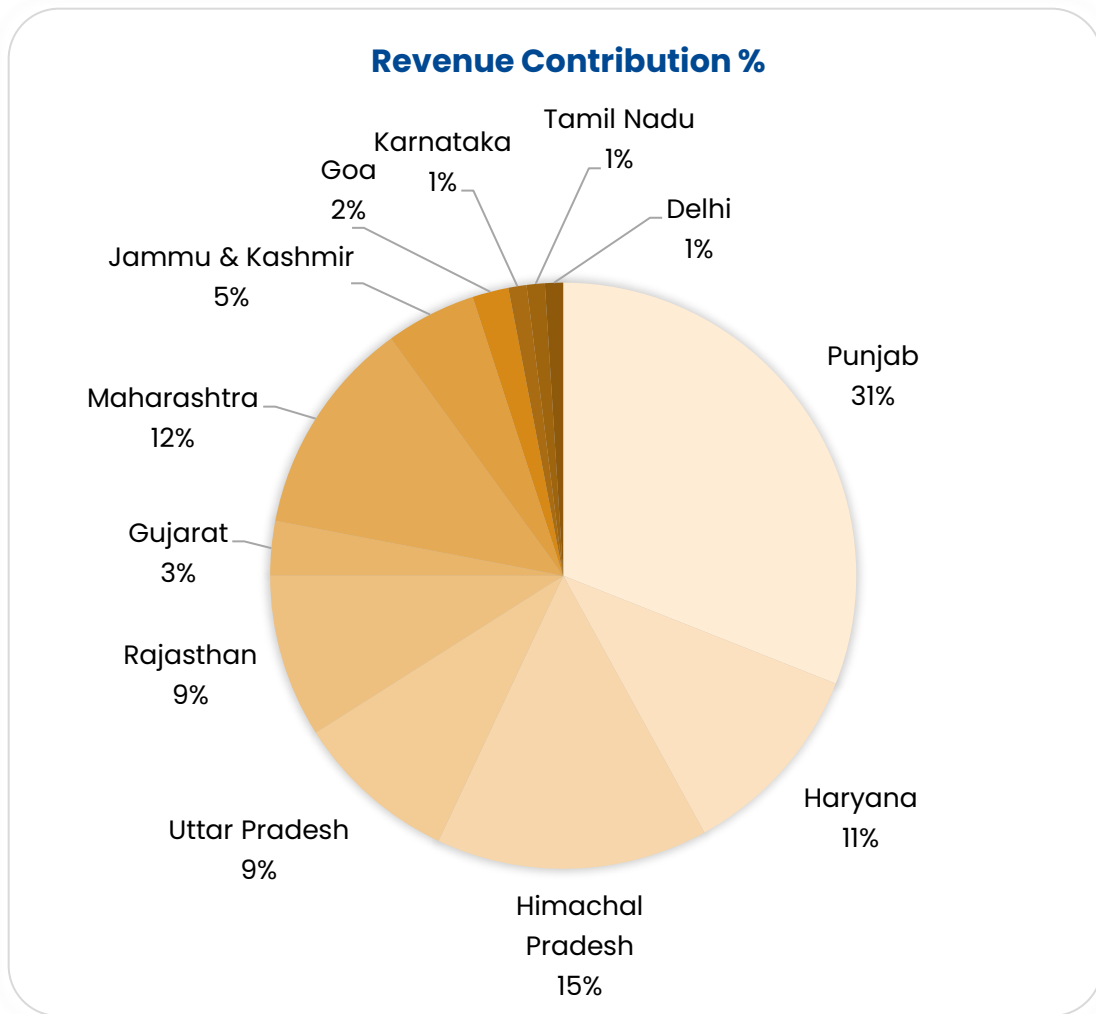


SDmatic

Delivers fast, accurate, and traceable starch damage testing, helping optimize flour quality and consistency.



Product Range & Reach Across India



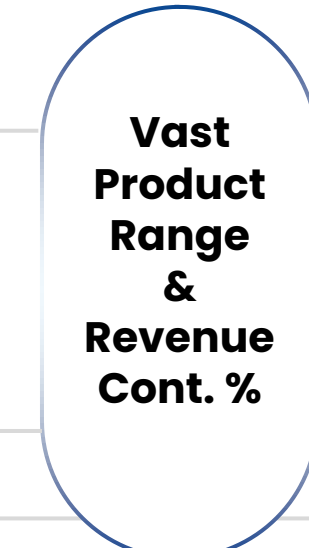
Maida - Fine wheat flour products
74%



Atta - Wheat flour products
6%



Suji/Rawa Semolina
0.5%



Organic Wheat Flour
14%



Organic Atta
4%



Organic Whole Wheat Flour
1%



Chokar/ Wheat Bran
0.1%

Ably supported by experienced leadership team



Vikas Goel

Chairman & Managing Director

- 28+ years of experience
- Playing a vital role in formulating business strategies and effective implementation
- Responsible for the expansion and overall management of the business of Company



Vikas Gupta

Whole-Time Director

- 18+ years of experience
- Degree of Bachelor of Commerce and Inter passed certificate from ICAI
- Heads production, HR and administration, participates in business development



Mudit Goyal

Whole-time director

- MBA from Amity Global
- Joined the company in the year 2018
- Looks after the marketing operations of the company

Megastar's leadership team combines technical capabilities, operational experience, and sector insight with a vision to deliver sustained long-term value

Industry Overview



India's Wheat Flour Market: Dynamics & Growth Runway

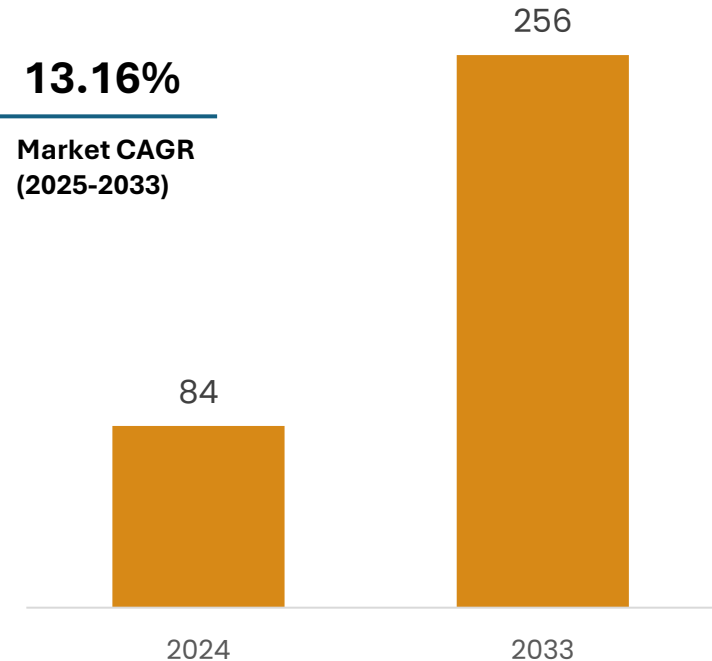


Industry Growth Drivers

1	Rising Population & Urbanization	Shift to branded & packaged flour for convenience & quality
2	Evolving Dietary Preferences	Shift toward healthier options like whole wheat flour
3	Bakery & Confectionery Boom	Expanding usage of wheat flour in value-added products
4	Nutritional Awareness	Consumers actively seeking high-fiber, nutrient-rich alternatives
5	Technological Advancements in Milling	Tech advancements improve efficiency & consistent supply
6	Government Support	Focus on agricultural production, food security, and infrastructure
7	E-commerce is transforming flour distribution	Breaking geographic barriers, expanding market reach, meeting rising demand for convenience.

Industry Size and Growth Rate

India Packaged Atta Market Forecast (Rs. Bn)



Source: IMARC

India's flour market is scaling fast—driven by health trends, tech, and digital retail

Disclaimer



The Presentation is to provide the general background information about the Company's activities as at the date of the Presentation. The information contained herein is for general information purposes only and based on estimates and should not be considered as a recommendation that any investor should subscribe / purchase the company shares. The Company makes no representation or warranty, express or implied, as to, and does not accept any responsibility or liability with respect to, the fairness, accuracy, completeness or correctness of any information contained herein. This presentation may include certain "forward looking statements". These statements are based on current expectations, forecasts and assumptions that are subject to risks and uncertainties which could cause actual outcomes and results to differ materially from these statements. Important factors that could cause actual results to differ materially from our expectations include, amongst others, general economic and business conditions in India and abroad, ability to successfully implement our strategy, our research & development efforts, our growth & expansion plans and technological changes, changes in the Indian and international interest rates, change in laws and regulations that apply to the Indian and global industries, increasing competition, changes in political conditions in India or any other country and changes in the foreign exchange control regulations in India. Neither the company, nor its Directors and any of the affiliates or employee have any obligation to update or otherwise revise any forward-looking statements. The readers may use their own judgment and are advised to make their own calculations before deciding on any matter based on the information given herein.



Thank You

Plot No.807, Industrial Area, Phase II,
Chandigarh 160002

CIN: L15311CH2011PLC033393

Symbol: MEGASTAR
Scrip code: 541352



Deepali Chhabra, CS
info@megastarfoods.com



Rhea P Dharia | Krishna Patel
Rhea.Dharia@in.ey.com;
Krishna.Patel2@in.ey.com

