



Manorama Industries Limited

KHASRA No. - 2449-2610,
Parswani Road, Near
Birkoni Industrial Area,
Mahasamund (C.G.)- 493445

May 11, 2026

To,
The Manager
Listing Department
BSE Limited ("BSE")
Phiroze Jeejeebhoy Towers,
Dalal Street, Fort
Mumbai 400 001.

To,
The Manager,
Listing Department
**National Stock Exchange of India Limited
("NSE")**
Exchange Plaza, Plot No. C/1, G Block,
Bandra-Kurla Complex, Bandra (East),
Mumbai 400 051.

Scrip Code: 541974
ISIN: INE00VM01036

Symbol: MANORAMA
ISIN: INE00VM01036

Sub: Investor Presentation on Annual Audited Financial Results (both Standalone and Consolidated).

Dear Sir/Madam,

In reference to the above captioned subject, please find attached a copy of Investors Presentation with respect to Audited Financial Results (both Standalone and Consolidated) of the Company for quarter and financial year ended March 31, 2026.

The same is also available on the website of the Company at https://manoramagroup.co.in/investors-financial#corporate_presentation.

Request you to take the same on your record and acknowledge.

Yours Faithfully,

Thanking You,

For Manorama Industries Limited

Deepak Sharma
Company Secretary & Compliance Officer
Membership No: A48707

Encl: As above.



Corporate Office:

F-6, Anupam Nagar,
Raipur-492007, Chhattisgarh, India
E-mail: info@manoramagroup.co.in
Tel.: +91-771-2283071, 2282457
Telefax: +91-771-4056958
CIN: L15142MH2005PLC243687
GSTIN: 22AAECM3726C1Z1

Certifications:

ISO 9001, ISO 14001 & ISO 45001, Certified Company
Manufacturing & Supplying different products
Certified for RSPO, Kosher, Halal (MUI),
EcoVadis Committed badge certified & Sedex SMETA 4-Pillar Certified
A Government of India Recognized Star Export House
MSME ZED GOLD

Registered Office:

701,7th Floor, Bonanza Building,
Sahar Plaza, Complex
Andheri Kurla Road, Andheri
Mumbai-400059, Maharashtra, India
Tel. 02249743611, 02267088148
www.manoramagroup.co.in
GSTIN-27AAECM3726C1ZR



Manorama Industries Limited

Investor Presentation Q4 & FY26

May - 2026

Empowering Sustainability





Safe Harbor

This presentation contains selected information about the activities of the Company and its subsidiaries as at the date of this presentation, unless otherwise specifically mentioned. The information in this document has been collected with the purpose to provide interested parties with information about the Company and its subsidiaries including but not limited to its business and operations. This presentation does not purport to present a comprehensive overview of the Company and its subsidiaries or contain all the information necessary to evaluate an investment in the Company. This presentation is for information purposes only and is not a prospectus, disclosure document, placement document or other offering document under any law, nor does it form part of, and should not be construed as, any present or future invitation, recommendation or offer to purchase or sell securities of the Company or an inducement to enter into investment activity in any jurisdiction. No part of this presentation nor the fact of its distribution should form the basis of, or be relied on in connection with, any contract or commitment to purchase or subscribe for any securities or make any investment decisions whatsoever. If there is any subsequent offering of any security of the Company, it will be made pursuant to separate and distinct offering documentation, and in such case the information in this presentation will be superseded in its entirety by any such offering documentation in final form. In addition, as this presentation only contains general, summary, and selected information about the Company and its subsidiaries, it may omit material information about the Company and its subsidiaries and is not a complete description of the Company's business and the risks relating to it. Therefore, this presentation should not form the basis of any investment decision to purchase or sell the Company's securities.

Any decision to purchase securities in the context of an offering of securities (if any) should be made solely on the basis of information contained in the offering documentation published in relation to such offering. This presentation is being communicated to selected persons who have professional experience in matters relating to investments for information purposes only and does not constitute a recommendation regarding any securities of the Company. Other persons should not rely or act upon this presentation or any of its contents. Certain statements made in this presentation may not be based on historical information or facts and may be "forward-looking statements" by reason of context, including those relating to the Company's general business plans, planned projects and strategy, future financial condition and growth prospects, future developments in industry and competitive and regulatory environment.

All forward-looking statements are based on judgments derived from the information available to the Company at this time. Forward-looking statements can be identified by terminology such as "potential," "opportunity," "expected," "will," "planned," "estimated," "continue," "on-going" or similar terms. Forward looking statements are based on the current beliefs and expectations of the Company regarding future events, and are subject to various risks and uncertainties, many of which are difficult to predict. Actual results may differ materially from anticipated results due to factors beyond the Company's control. Such risks and uncertainties include, but are not limited to, challenges to intellectual property, competition from other products, adverse litigation or government action, and changes to laws and regulations applicable to our industry. This presentation also contains certain financial and operational information relating to the Company and its subsidiaries that is based on management estimates. These estimates are based on management's past experience and subjective judgment, and the manner in which such estimates are determined may vary from that used for the preparation and presentation of similar information provided by other companies engaged in the sector in which our Company and its subsidiaries operates. Neither the Company nor its affiliates or advisors or representatives nor any of their respective affiliates or any such person's officers or employees guarantees that the assumptions underlying such forward-looking statements or management estimates are free from errors nor does either accept any responsibility for the future accuracy of the forward-looking statements contained in this presentation or the actual occurrence of the forecasted developments. Forward-looking statements speak only as of the date of this presentation and are not guarantees of future performance. As a result, the Company expressly disclaims any obligation or undertaking to release any update or revisions to any forward-looking statements in this presentation as a result of any change in expectations or any change in events, conditions, assumptions or circumstances on which these forward looking statements are based. Given these uncertainties and other factors, viewers of this presentation are cautioned not to place undue reliance on these forward-looking statements and management estimates.

The contents of this presentation are strictly confidential. This presentation is being provided solely for the information of the attendees and may not be copied, reproduced or redistributed, in whole or in part, to any other person in any manner without the Company's written consent. The distribution of this presentation in certain jurisdictions may be restricted by law and recipients should inform themselves about and observe any such restrictions.

This presentation has been prepared by the Company based on information and data which the Company considers reliable, but the Company does not make any representation or warranty, express or implied, as to and no reliance should be placed on, the fairness, accuracy, completeness or correctness of the information contained herein or any statement made in this presentation. Due to rounding off, numbers presented throughout this presentation may not add up precisely to the totals provided and percentages may not precisely reflect the absolute figures. The presentation has not been independently verified. The Company, and their respective affiliates, directors, employees, advisers and representatives do not accept any liability for any facts made in or omitted from this presentation. To the maximum extent permitted by law, the Company, and their respective affiliates, directors, employees, advisers and representatives disclaim all liability and responsibility (including without limitation any liability arising from negligence or otherwise) for any direct or indirect loss or damage, howsoever arising, which may be suffered by any recipient through use of or reliance on anything contained in or omitted from or otherwise arising in connection with this presentation.

The information contained in, and the statements made in, this presentation should be considered in the context of the circumstances prevailing at the time. There is no obligation to update, modify or amend such information or statements or to otherwise notify any recipient if any information or statement set forth herein, changes or subsequently becomes inaccurate or outdated. The information contained in this document is provided as at the date of this document, unless otherwise specified, and is subject to change without notice. Any investor that intends to deal in any existing or prospective securities of the Company is required to make its own independent investigation and appraisal of the business and financial condition of the Company and the nature of the securities at the time of such dealing. Attendees are deemed to represent that they possess, either individually or through their advisors, sufficient investment expertise to understand the risks involved in dealing in any such securities. The metrics, operational data and key performance indicators presented in this presentation may be calculated, defined or presented differently from similar metrics, operational data and key performance indicators disclosed in the offering materials in connection with any proposed offering of securities by the Company. Accordingly, such metrics, operational data and key performance indicators may not be directly comparable and should not be relied upon as substitutes for, or read in isolation from, the corresponding disclosures contained in the offering materials. The offering materials may include revised, updated or differently formulated metrics, operational data and key performance indicators based on regulatory requirements, accounting standards, diligence findings or other considerations, and investors should refer solely to the final offering materials for the purposes of making any investment decision.

No one has been authorised to give any information or to make any representations other than those contained in this presentation, and if given or made, such information or representations must not be relied upon as having been authorised by the Company or their respective affiliates. The information in this presentation does not constitute financial advice (nor investment, tax, accounting or legal advice) and does not take into account an investor's individual investment objectives, including the merits and risks involved in an investment in the Company or its securities, or an investor's financial situation, tax position or particular needs. Past performance information in this presentation should not be relied upon as an indication of (and is not an indicator of) future performance. Certain data contained in this presentation was obtained from various external data sources, and none of the Company nor its affiliates or advisors or representatives has verified this data with independent sources. Accordingly, the Company and its affiliates, advisers and representatives make no representation as to the accuracy or completeness of such data, and such data involves risks and uncertainties and is subject to change based on various factors



Table of Contents

01

**Q4 & FY26
Financial
Highlights**

02

**Manorama's
Unique
Proposition**

03

**Niche
Business
Model**

04

**Growth
Strategy**

05

**Sustainable
Business
Practices**

06

**Leadership &
Management
Team**

07

Appendix

Q4 & FY26 Financial Highlights





Sustaining Momentum Amid Global Volatility

“Manorama Industries has once again delivered a sustainable performance during FY26. The Company achieved revenues of INR 1,358 Crores, reflecting a year-on-year growth of 76.1%. This underscores the sustainable demand for our products across the Food and cosmetics sectors, as well as the strength of our integrated value chain.

By the end of FY26, we boosted the installed capacity of our Solvent Fractionation Plant 2 (SF 2) by 30%, increasing it from 25,000 to 32,500 tonnes per annum through debottlenecking. We plan to implement similar capacity enhancements for Solvent Fractionation Plant 1 (SF 1), currently at 15,000 TPA. These expansions will enable us to meet the demand for Speciality fats and butters.

As we look ahead, we aim to further strengthening our leadership position through planned strategic capex of approx. INR 460 crores over the next 2–3 years. This includes investments in forward and backward integration, a new manufacturing facility for cocoa butter alternatives, refinery expansion and the establishment of a processing plant in Burkina Faso. Through these initiatives we aim to diversify raw material sources, enhance global competitiveness and support long-term sustainable growth. Manorama Industries achieved a milestone in FY26, the Company's annual Cash Profit (PAT + Depreciation) of ₹258.77 Crore exceeded its Gross Block (Land + Building + Plant & Machinery) of ₹250.85 Crore. This is an exceptional indicator of capital efficiency and reflects the niche business model.

During the quarter, adverse currency fluctuations resulted in the Company recognizing a mark-to-market (MTM) provision of ₹17.05 crore on forward contracts entered into in accordance with its foreign exchange hedging policy. The cumulative MTM provision for the financial year stands at ₹23.30 crore. The Company also recorded foreign exchange income of ₹9.47 crore during the quarter. Consequently, the net foreign exchange loss for the quarter amounted to ₹7.58 crore.

Manorama's net cash flow from operating activities stood at INR 259 Crores as on 31st March 2026. Our working capital cycle improved to approximately 125 days in FY26, Additionally, the Company's Board announced a final dividend of INR .80 paise (40% of face value of INR 2 per equity share) for financial year 2025-26.

At Manorama Industries, we remain dedicated and aim to strengthening every growth lever within our integrated value chain.”

ASHISH SARAF, Chairman and Managing Director

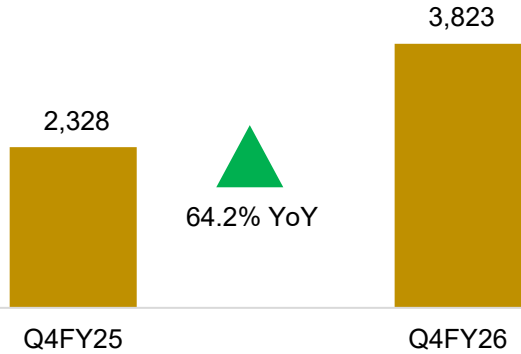


Consistent Sustainable Performance

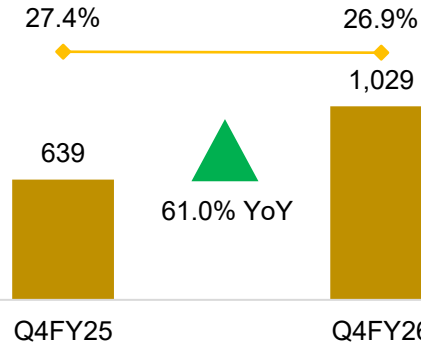


Q4 FY26
Financial Snapshot

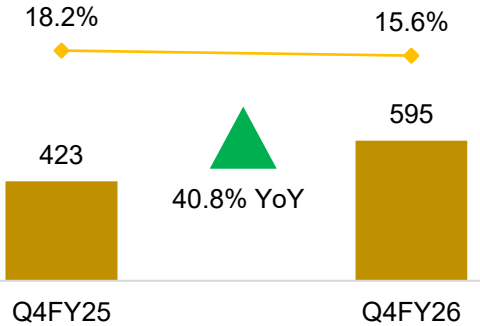
Revenue (in INR Mn)



EBITDA (in INR Mn) & EBITDA Margin (%)

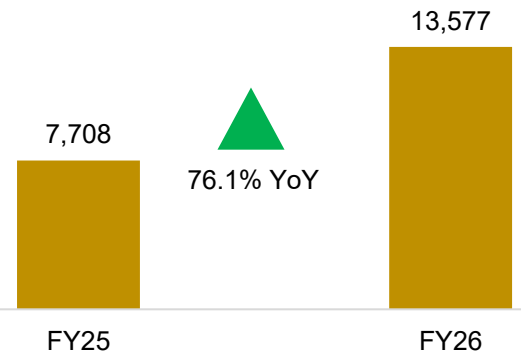


PAT (in INR Mn) & PAT Margin (%)

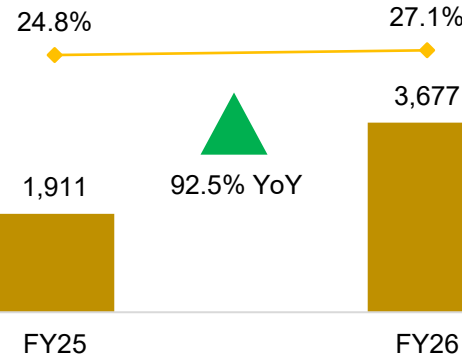


FY26
Financial Snapshot

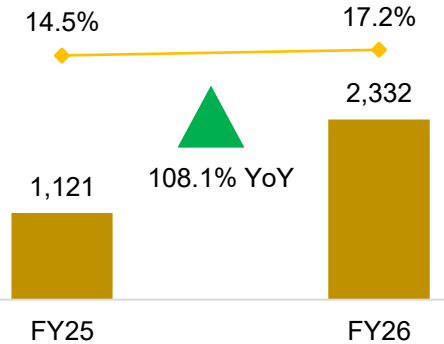
Revenue (in INR Mn)



EBITDA (in INR Mn) & EBITDA Margin (%)



PAT (in INR Mn) & PAT Margin (%)



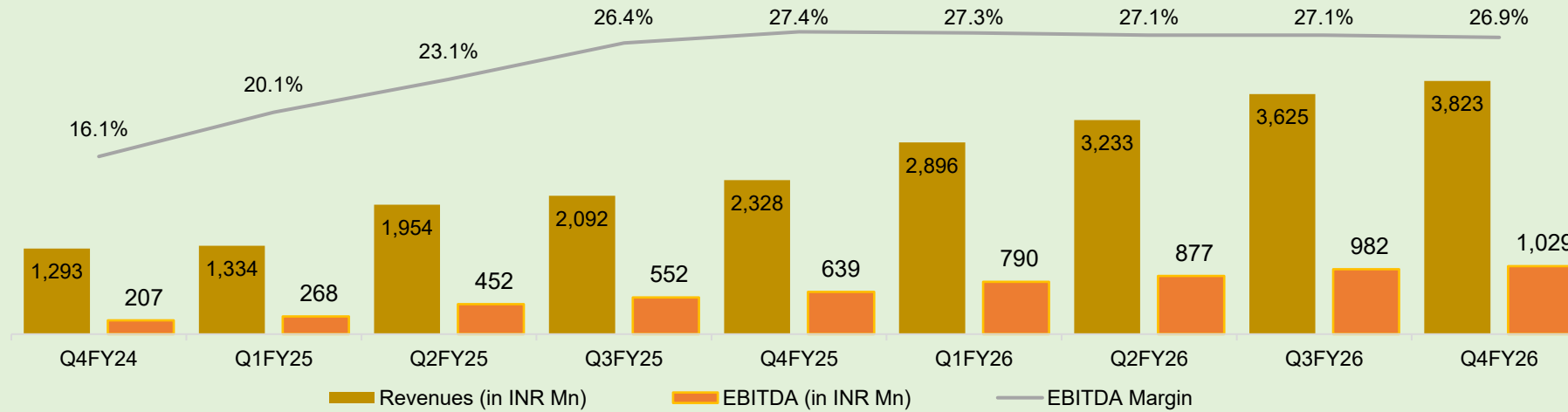
Revenue Mix

- Geographical Mix: The Domestic to Export Revenue Mix for FY26 stood at 43:57.

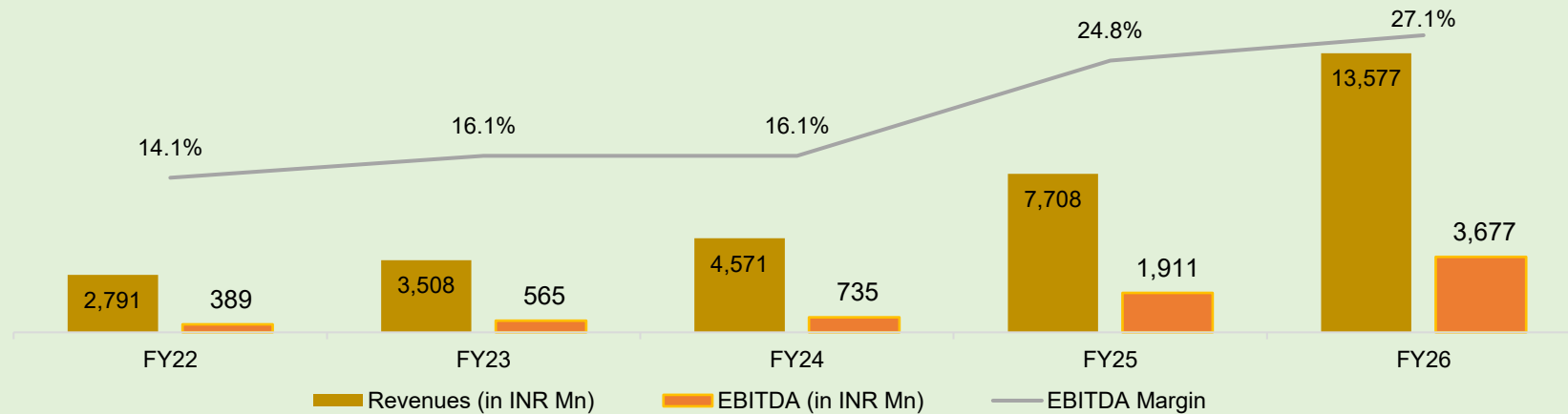


Consistent Multi Year Growth Backed by Execution

Historical Quarterly Trend



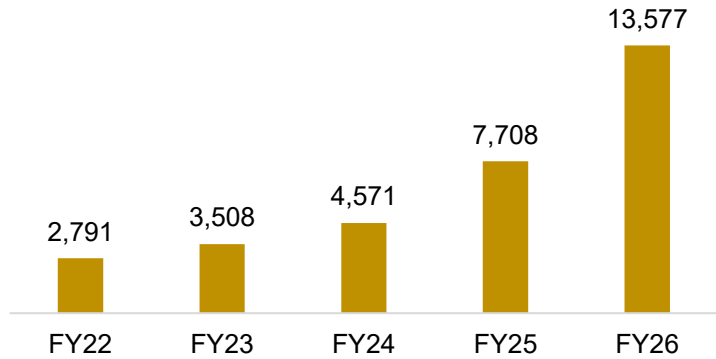
Historical Annual Trend



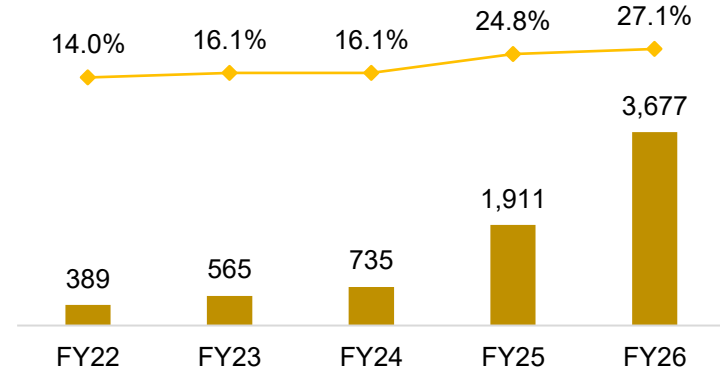


Key Performance Metrics (1/2)

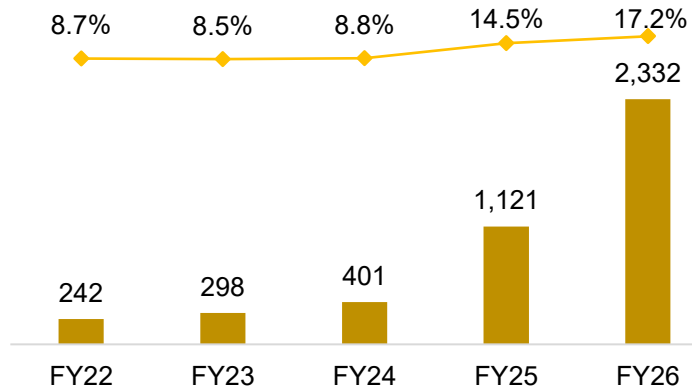
Revenue (in INR Millions)



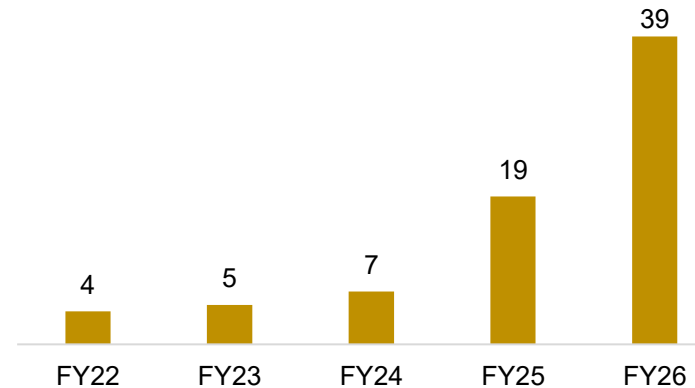
EBITDA (in INR Millions) & EBITDA Margin (%)



PAT (in INR Millions) & PAT Margin (%)



Earnings Per Share (in INR)

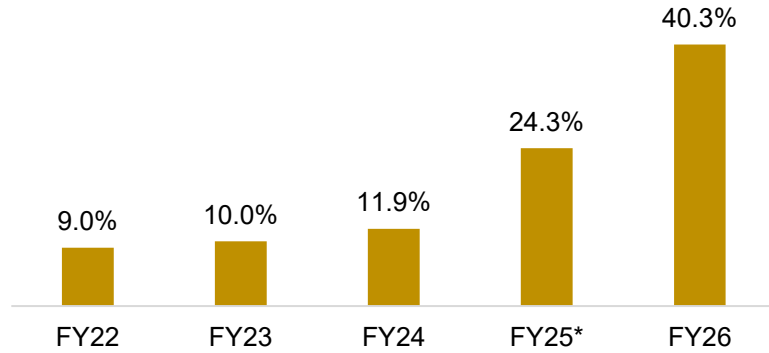


*Adjusted to face value of INR 2 per share for FY22-24

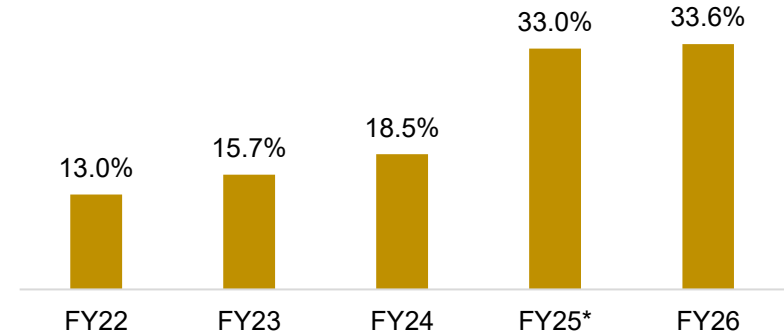


Key Performance Metrics (2/2)

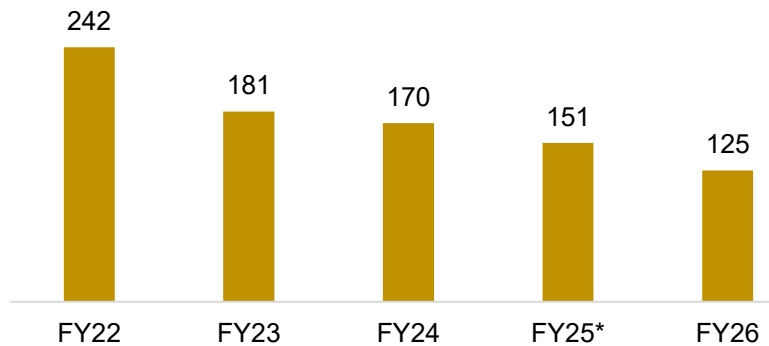
Return on Equity



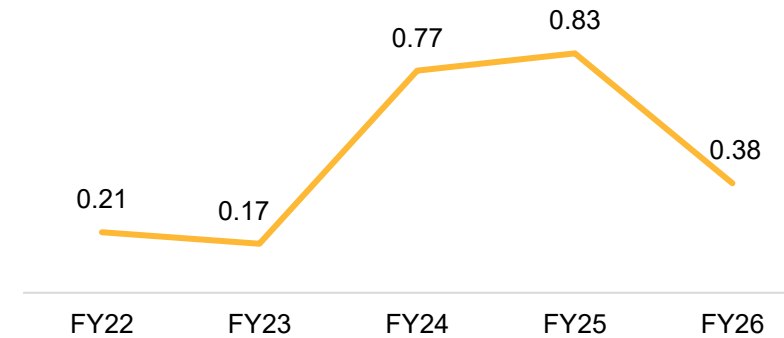
Return on Capital Employed



Working Capital Analysis (in days)



Net Debt to Equity



*Adjusted to face value of INR 2 per share for FY22-24



Strong Q4 Momentum Caps FY26 Performance

Particulars (INR Millions)	Q4FY26	Q4FY25	YoY	Q3FY26	QoQ	FY26	FY25	YoY
Revenue	3,823.0	2,328.1	64.2%	3,625.4	5.5%	13,577.0	7,708.4	76.1%
Cost of Goods Sold	2,143.6	1,151.3	86.2%	2,021.1	6.1%	7,429.6	3,976.8	86.8%
Gross Profit	1,679.4	1,176.8	42.7%	1,604.3	4.7%	6,147.4	3,731.7	64.7%
Gross Profit margin	43.9%	50.5%	(662 bps)	44.3%	(32 bps)	45.28%	48.41%	(313 bps)
Employee Expenses	193.7	136.2	42.2%	129.6	49.4%	613.1	479.2	27.9%
Other Expenses	457.2	401.6	13.8%	492.6	(7.2%)	1,857.2	1,341.9	38.4%
EBITDA	1028.6	639.02	61.0%	982.1	4.7%	3,677.1	1,910.5	92.5%
EBITDA margin	26.9%	27.4%	(54 bps)	27.1%	(18 bps)	27.1%	24.8%	230 bps
Depreciation	74.0	64.0	15.7%	63.9	15.8%	255.6	221.2	15.5%
EBIT	954.6	575.0	66.0%	918.2	4.0%	3,421.5	1,689.3	102.5%
Finance Cost	93.1	119.5	(22.1%)	112.6	(17.3%)	375.5	391.6	(4.1%)
EBIT and Other Income	861.4	455.6	89.1%	805.5	6.9%	3,046.0	1,297.7	134.7%
Other Income	(53.3)	90.6	(158.8%)	109.6	(148.6%)	113.6	185.6	-38.8%
EBT after Other Income	808.1	546.2	48.0%	915.2	(11.7%)	3,159.6	1,483.3	113.0%
Tax	213.0	123.5	72.4%	232.7	(8.5%)	827.4	362.8	128.1%
PAT	595.2	422.7	40.8%	682.4	(12.8%)	2,332.2	1,120.5	108.1%
PAT margin	15.6%	18.2%	(259 bps)	18.8%	(326 bps)	17.2%	14.5%	264 bps
Diluted EPS (in INR)	9.96	7.07	40.9%	11.43	(12.9%)	39.05	18.73	108.5%



► Total Income grew by **76.1%** YoY to INR **13,577** million in FY26. This growth is supported by a stronger product mix of value-added offerings and increased utilization of the upgraded fractionation capacity.



► EBITDA grew by **92.5%** YoY to INR **3,677** million in FY26, the EBITDA margin expanded by **230 bps** YoY to **27.1%** in FY26 driven by effective cost control measures and enhanced operational leverage.



► PAT surged by **108.1%** YoY to INR **2,332** million during the year, PAT margin expanded by **264 bps** YoY at **17.2%** in FY26



Balance Sheet



Equity and Liabilities (INR Millions)	31 st March 2026	31 st March 2025
Share Capital	119	119
Other Equity	6,829	4,500
Total Equity	6,949	4,619
Borrowings	328	429
Deferred Tax Liabilities	28	35
Other Non-Current Liabilities	85	36
Non-Current Liabilities	441	500
Current Liabilities		
Borrowings	3,215	4,380
Trade Payables	797	143
Other Current Liabilities	603	208
Total Current Liabilities	4,615	4,731
Total Equities and Liabilities	12,005	9,850

Assets (INR Millions)	31 st March 2026	31 st March 2025
Non-Current Assets		
Plant, Property and Equipment	1,924	1,746
Capital Work in Progress	182	24
Other Non-Current Assets	648	165
Total Non-Current Assets	2,754	1,935
Current Assets		
Inventories	7,104	5,490
Trade Receivables	563	1,017
Cash & Cash Equivalents & Other Bank Balances	914	962
Other Financial Assets	6	7
Other Current Assets	665	438
Total Current Assets	9,251	7,915
Total Assets	12,005	9,850

Manorama's Unique Proposition





Built on Strong Business Moats – Greener Future

Waste to Wealth



Competitive Advantage

- ▶ Built the business over nearly two decades with a focus on speciality fats and butters derived from exotic tree – borne oilseeds
- ▶ Largest exporter in India of Sal Fat by Value & Volume in FY25
- ▶ Efficiently sources Shea nuts from West African countries
- ▶ Seed procurement supply chain in India and West Africa
- ▶ Navigating inflationary pressure through a diverse customer base



Marquee Clientele

- ▶ Offers customer-centric solutions to diverse clients
- ▶ High client stickiness as new supplier approval becomes a challenging task for client's existing products
- ▶ **Works with top players in FMCG space** in premium confectionery, chocolate and cosmetic sector



Manufacturing Excellence

- ▶ Integrated capacity powered with several domestic & international certifications resulting in high product quality
- ▶ Fractionation plant's capacity expansion (25,000 tonnes) commissioned



Industry Tailwinds

- ▶ Strong underlying industry demand for CBEs and exotic specialty fats, as they enhance product stability, improve melting characteristics, and extend shelf life in India's tropical climatic conditions.
- ▶ **FSSAI allows 5% usage of CBE** in chocolates from 1st January 2018.



Sustainable Growth Financial Performance

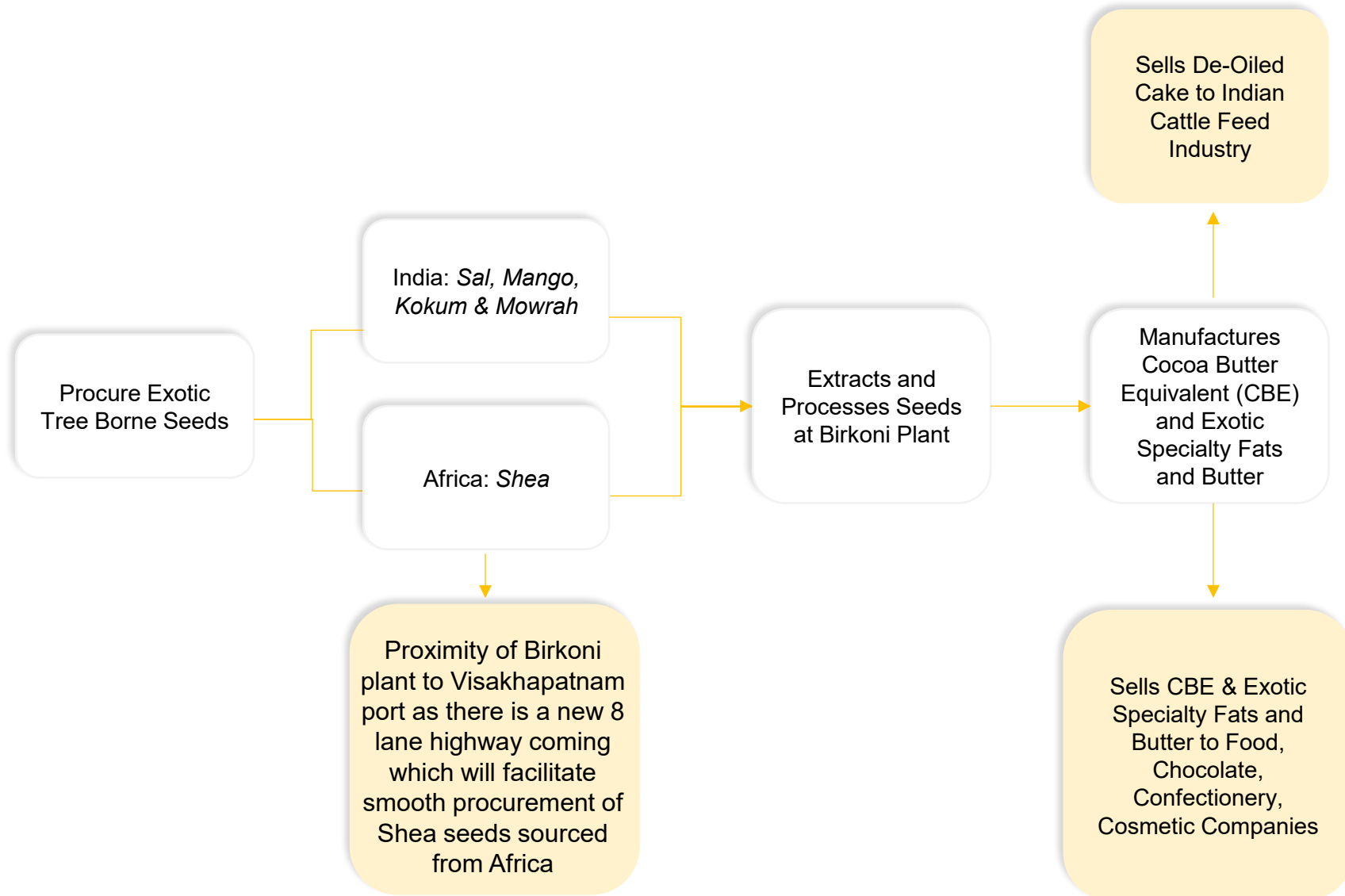
- ▶ Sustainable Waste-to-Wealth model and strong ESG practices.
- ▶ Existing competencies to diversify into Chocolate & Confectionery business
- ▶ CARE Ratings upgrades the Company's bank facilities to 'A'
- ▶ **Financial track record (FY22-26: CAGR)**
Revenue: 48.5%
EBITDA: 75.3%
PAT: 76.2%

Niche Business Model



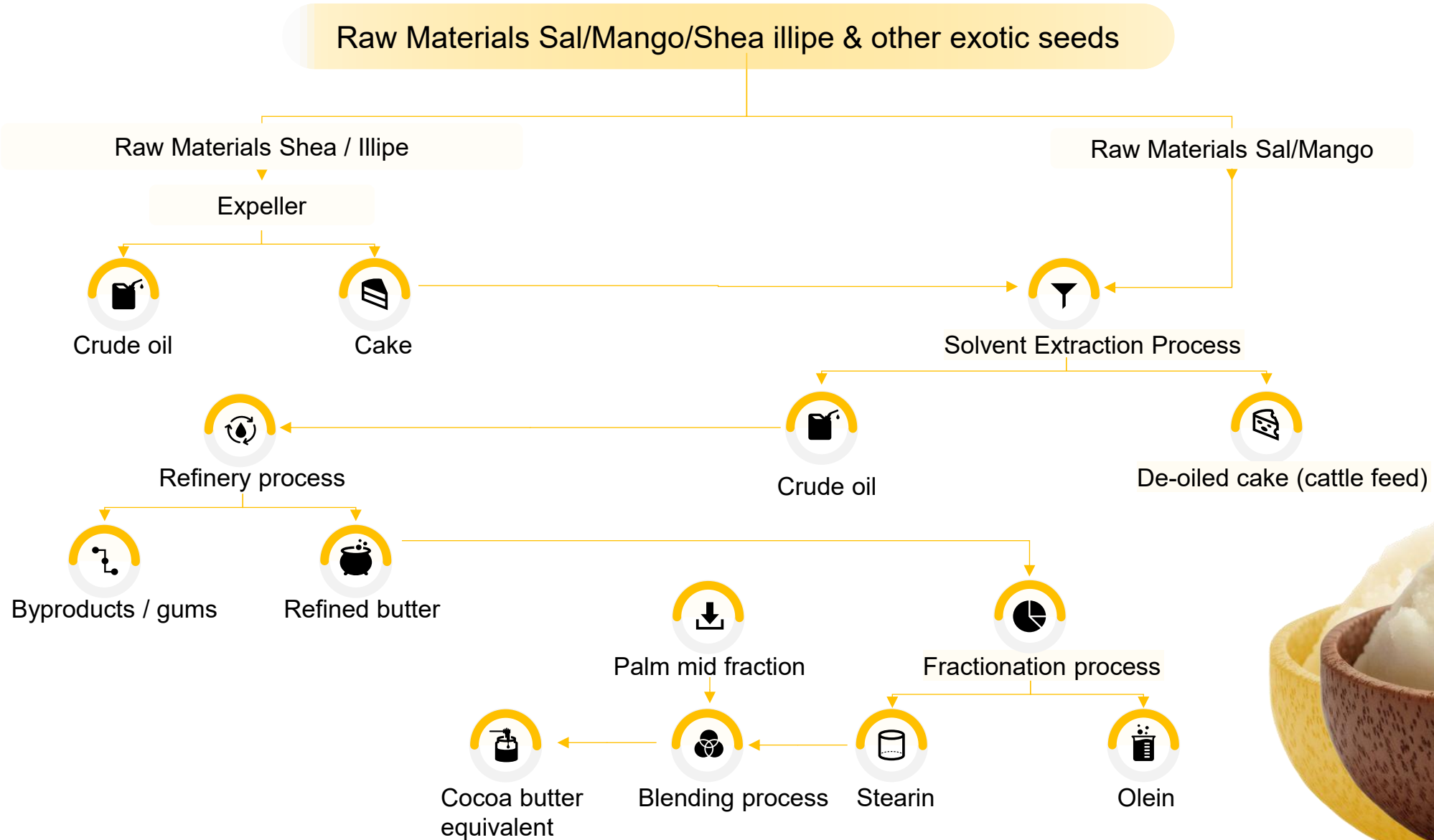


Waste to Wealth Business Model





CBE and Exotic Specialty Fats & Butter - Process





Sound Supply Chain Network

India – Sal Seed Collection Process



Scattered
Seeds in Forest
Bed



Seed Collection
by Tribal
Women



Pre-Cleaning



Deshelling



Cleaning



Seed Collection
at Purchase
Centre

Africa – Shea Seed Collection Process



Nuts Picked by
Tribals



Boiling &
Cleaning of
Nuts



Deshelling



Manorama
Africa –
Procurement of
seeds



Manorama
Africa Shipping
to India



Shea Seeds at
Raipur
Warehouse

Enjoys a Strong Network of Tribal Communities & Collection Centres



CBE and Exotic Specialty Fats & Butter – Winning Proposition

CBE - Winning Case Factors



Contains Same Fatty Acids & Triglycerides as Cocoa Butter



Comparable Physical & Chemical Qualities of Cocoa Butter









Compatible in all Proportion with the Final Product



Fractionation of Exotic Seeds Yields Triacylglycerol cuts rich in POS and SOS



Fractionated Ingredients Blended without Hydrogenation Generates Customized Trans-Free-Fat Similar to Cocoa Butter

	Seeds	Procurement	Collection Period	Butter Applications	Stearin Applications
	Sal	India	May – June	Food & Personal Care Industry	Solid Fractionation when Combined with Palm Mid-Fraction Yields CBE CBE and Exotic Specialty Fats & Butter: Applications in Foods, Confectionery, Chocolate & Cosmetics
	Mango		May – July		
	Phulwara		June – July		
	Dhupa		July – August		
	Kokum		Nov - Dec		
	Shea	West Africa	August – Nov/ Dec		



End – to – end processing capabilities within a single manufacturing ecosystem



Refinery
45,000 MTPA



Extraction Plant
90,000 MTPA



Integrated Capacity




***Fractionation**
47,500 MTPA

Seed Milling
90,000 MTPA



Packing
30,000 MTPA



* Fractionation capacity of 25,000 MTPA commercialized from July 2024 onwards & 7,500 MTPA increased by debottlenecking in March 2026



Building Capacities over a Period of Time

The Journey Towards Building an Integrated Capacity

Particulars (in Tons Per Annum)	FY22	FY23	FY24	FY25	FY26	Capacity Addition
Seed Milling (Expeller)	60,000	60,000	90,000	90,000	90,000	Added 30,000 TPA in FY24
Solvent Extraction Plant	-	90,000	90,000	90,000	90,000	Added 90,000 TPA in FY23
Refinery	15,000	15,000	45,000	45,000	45,000	Added 30,000 TPA in FY24
Fractionation	15,000	15,000	15,000	40,000	47,500	Added 7,500 TPA in FY26





Building Capacities over a Period of Time

The Journey Towards Building an Integrated Capacity

Particulars	FY22	FY23	FY24	FY25	FY26	CAGR*
Fractionation (TPA)	15,000	15,000	15,000	40,000	47,500	33.4%
Revenues (in INR Crores)	279	351	457	771	1,358	48.5%
Average Fixed Assets (in INR Crore)	56	76	113	152	184	34.5%
Average Asset Turnover (in Times)	5.0x	4.6x	4.0x	5.1x	7.4x	



► Fractionation is the key process to obtain CBE & Exotic Specialty Fats and Butter



*CAGR is calculated for FY22 to FY26



Our Global Membership & Certification

Wide Spectrum of Prestigious Certifications





Esteemed Clientele

The Body Shop	L'Oreal Paris	Lush	Ferrero	Mondelez International
Mars	The Hershey Company	Nestle	Barry Callebaut	Slavyanka
Cargill	EFKO Group	Bunge Loders Croklaan	Soyuzsnab	ADEKA
Fuji Oil	LipSa	Beyond Meat	Jagston Trading Limited	Uniconf
Ülker	Olam	Menguy's	Pladis	Walter Rau
Seeberger	Berley	Canyco	Grand Candy	AAK
Mewah Group	Unigra	Le Chocolat LLC	Mitsui & Co.	Socau
	Margaron	Solen	Roshen	

Growth Strategy





Gearing up for the next wave of growth



Capex Plan* focused on expanding forward-integrated specialty fat capacities in India

Manorama has outlined a ~₹460 crore phased capex plan focused on expanding forward-integrated specialty fat capacities in India and strengthening backward integration in Africa. The investments span Cocoa Butter Alternatives, solvent fractionation, and refinery capacities, along with a new processing facility in Burkina Faso, positioning the company for scalable growth, margin expansion, and supply security.

Market Diversification

Deepening penetration to new geographies and tapping increased focus of the Food, Confectionery & Chocolate and Cosmetic industry's applications of CBEs and Exotic Specialty Fats & Butter

Launch Innovative Products

R&D team continuous quest to ideate, innovate, create, test and launch alternative use case of CBEs and Exotic Specialty Fats & Butter aligning with market trends. These products are jointly developed according to the customers requirement

Vigoured Operational Efficiencies

Economies of scale, operating leverage, backward integration, seamless operations translating operational efficiencies to kick in the coming years coupled with better customer & product mix

NOTE*: The above Capex plan is subject to requisite statutory / regulatory approvals, if any, and will be implemented in a phased manner based on business requirements and market conditions.



Capex Plan: Charting a Growth Roadmap

Capex Plan

Particulars	Integration Type	Location	Capacity (in MTPA)	Total Proposed Capex Outlay
Setting up manufacturing facility for Cocoa Butter Alternative (CBA)	Forward	India	75,000	~ INR 460 Crores*
Setting up of new Solvent Fractionation manufacturing facility for Sal, Shea, Palm, Mango and other exotic seeds and ESOS	Forward	India	75,000	
Setting up of new refinery manufacturing facility	Forward	India	90,000	
New processing facility in Burkina Faso	Backward	Africa	90,000	

*Includes the required supporting infrastructure

NOTE: The above Capex plan is subject to requisite statutory / regulatory approvals, if any, and will be implemented in a phased manner based on business requirements and market conditions.



Expanding our Geographical Footprints



▶ To strengthen the sourcing of Shea Seeds from Africa

* For Manufacturing purposes



**One Subsidiary in
UAE**

**One Subsidiary in
Brazil**

Manorama Mena
Trading LLC

Manorama
Latin America
LTDA

▶ Strengthening procurement & onboarding new customers from MENA region and Latin America



Our Global Reach

We serve the world's top food and beauty brands. Our logistics, documentation, and customer service are designed for seamless global collaboration.



- SUBSIDIARIES
- IMPORT
- GLOBAL EXPORT

IMPORT

- GHANA
- BENIN
- TOGO
- SAVANNA
- NIGERIA
- MALI
- BURKINA FASO
- IVORY COAST
- CHAD
- UAE
- INDONESIA
- MALAYSIA
- SINGAPORE

EXPORT

- ASIA
- AFRICA
- EUROPE
- NORTH AMERICA
- SOUTH AMERICA
- AUSTRALIA

OUR SUBSIDIARIES

- MANORAMA LATIN AMERICA LTDA
- MANORAMA MENA TRADING LLC
- MANORAMA SAVANNA LTD.
- MANORAMA SAVANNA, TOGO SARL
- MANORAMA AFRICA, SAVANNA
- MANORAMA AFRICA, BENIN
- MANORAMA BURKINA SARL
- MANORAMA SAVANNA, GHANA LTD.
- TAANG KAAM INDUSTRIES, SA, Burkina Faso



Government of India Recognized
THREE STAR EXPORT HOUSE



New Product Launches and Developments

New Products ✓

- ▶ All-round filling fat (Milcoceam 1059)
- ▶ Bake-stable filling fat (Milcocream 1068)
- ▶ Wafer cream filling fat (Milcocream FF69)
- ▶ Specialty Fat for Frozen desert application (Milcolin R11)
- ▶ Icecream Coating Fat (Milcodip MP 65)

New Developments ✓

- ▶ All-round filling fat (palm based) (Milcocream FF77)
- ▶ Premium filling fat (palm based) (Milcocream TF76)
- ▶ No-palm spread fat for export market (Milcospread TU 5)
- ▶ Milcocream BS65 – Bakery shortening for bakery and Indian sweets application
- ▶ Milcoat 58NH – non hydro, non-lauric CBR development completed, first prototype samples send to customers
- ▶ Milcocream 1080 – Filling fat for Kinder Joy type of filling

Milcoa® Brand Range ✓

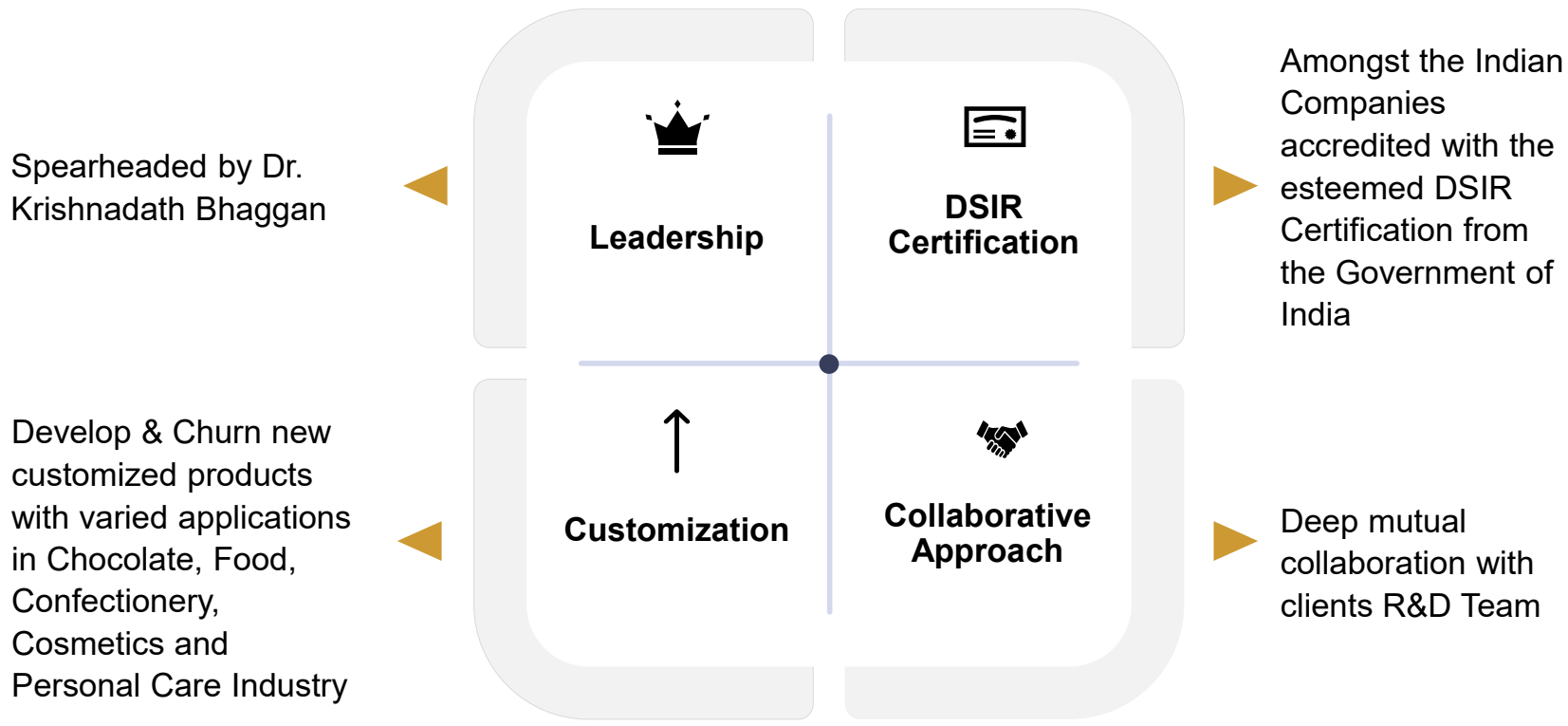
- ▶ All-round filling fats (Milcocream™1056 and Milcocream™1010)
- ▶ Cocoa butter equivalents/improvers (Milcoa ES1057 and Milcoa IS1043)
- ▶ Cocoa butter replacers (Milcoat™R1058)
- ▶ MIL DP1055, a hard fat for culinary use and marinades (MIL DP1052).
- ▶ MIL DP1054 is a general-purpose hard stock that may be used for spreading
- ▶ Bake stable filling fats Milcocream™1059, Milcocream™1052 for use as filling in croissants and pastries in the bakery market
- ▶ Chocolate Hazelnut Spread fat Milcospread™1003, Milcospread™1053, Milcospread™1060



R&D Capabilities for Catering the Global CBE and Exotic Specialty Fats & Butter Demand



Milcoa® Innovation & Research Center – Edge



R&D Acts as a Strong Entry Barrier with Deeper Client Engagement Enabling Customer Stickiness



R&D Enabled DSIR Certified Lab

Glimpse of
Latest R&D
Enabled
Processes in
DSIR
Certified Lab



Sustainable Business Practices





Environmental Stewardship Through Circular Practices



Environment

- ❑ Organized a program titled 'VANSAKHI' aimed at identifying and preparing selected delegates from among our seed collectors, to train villagers and fellow collectors on forest and wildlife conservation.
- ❑ No Deforestation, No Peat, No Exploitation policy publicly available
- ❑ Collaborated for Product Carbon Footprint calculation for Sal CBE and Shea CBE & for ESG reporting and disclosure for 2024-25.
- ❑ Installation of Solar based 2000 L water tank in 3 villages (Pandoki, Badagaon and Baderajpur). This project is focused on promoting renewable sources of energy and the rural development.
- ❑ Installation of 20 solar lights across 5 villages focusing to promote renewable sources of energy and also enhancing the community safety and quality of life under the Social Pillar.





Social Impact Integrated with Supply Chain Development



Social

- ❑ Supported “Shaurya Marathon – 2026” Program organized by Ex – servicemen service organization, mahsamund in the occasion of SHAHID DIWAS on 22nd March 2026
- ❑ M-TAP (Manorama Tribal Empowerment Program) includes an annual training and awareness calendar designed to conduct weekly sessions on environmental and social impacts, including human rights due diligence.
- ❑ Supported the BMC Walkathon 2026, "walk for life" for raising awareness about cancer and its care.
- ❑ Re-certified to Fair for life certification program
- ❑ Manorama’s flagship social impact initiative “Jabari Bestaan”, currently impacting approximately 30,000 beneficiaries across its areas of operation, will be extended into shea-growing regions with the objective of reaching up to 100,000 beneficiaries through structured interventions in livelihoods, women empowerment, education, healthcare, and community welfare.





Strong Governance Supporting Long Term Value Creation



Governance

- ❑ Committed to UN Sustainable Development Goals & 10 Principles of UN Global Compact
- ❑ Adheres principle and core element of the National Guidelines on Responsible Business Conduct (NGRBCs)
- ❑ Structured approach to corporate governance by delegating specific responsibilities to various board committees



Leadership Team & Management





Seasoned Board of Directors



Ashish Saraf - Chairman & Managing Director



Vinita Saraf
Vice Chairperson
& Whole Time Director



CA Ashok Jain
Whole Time Director &
Chief Financial Officer



Gautam Pal
Whole Time Director



Shrey Saraf
Whole Time Director



Mudit Kumar Singh
Independent Director




Subhaprada Nishtala
Independent Director



Jose V Joseph
Independent Director



Nipun Mehta
Independent Director



Veni Mocherla
Independent Director



Experienced Management Team (1/3)



Dr. Krishnadath Bhaggan –
Deputy CEO –
Business Development &
Vice President – R&D




Appel Sten –
VP – New & Existing Projects



Thales Baptistella
Finance Manager
at Brazil Latam



Deep Saraf –
Deputy Chief Executive Officer
– Chief Coordinator



Mauro Sérgio Nobre Terreri –
VP – Fats & Oils business
in Latin America
(Global Sales)



Rossana Bento Cabral
Marketing and Sales Executive
at Brazil Latam



Dmitry Zimmermann –
Manager – International Sales
& Business Development



Luciano Luz Pupp –
Head of R&D
and A&TS in Brazil / Latam



Raj Shekhar
VP – Technical



Experienced Management Team (2/3)



Marcelo Sasaki
Regional Sales Manager
at Brazil Latam



Nisha Sharma - Manager –
International Sales
& Business Development



Yogendra Puri Goswami
VP – Sales



Sandeep Agrawal
Chief Operating Officer



Chandan Gupta
Vice President - Sales



Gundam Sreenivasula Reddy
General Manager - Africa



Mansoor Ali
Associate VP - HR



Vishal Hotchand Narang
Director – Manorama
Africa Limited



Steffen Storgaard
Vice President – Europe Sales



Experienced Management Team (3/3)



Pankaj Rathi
DGM Accounts & Finance



Jonas Bobou Bayoulou
*Associate Vice President
& General Coordinator*



Ekta Soni
Associate Vice President - IR



CS Deepak Sharma
CS & Compliance Officer

Appendix





Recent Awards & Accolades (1/4)



Mr. Deep Saraf – Vice President, Manorama Industries receiving 'GLOBOIL INDIA 2025 Award' for highest exports of Made in India CBE: Waste to Wealth & Women Empowerment for Global Market



Felicitation by Governor of Chhattisgarh Shri Raman Deka to Mr. Deep Saraf and Mr. Shrey Saraf, Manorama industries Limited for supporting the ARMY FLAG DAY 2025.



Manorama Industries Limited received the IOPEPC Award for achieving Highest Excellence in Exports of Shea Oil during the year 2024 – 25.



Felicitated for Supporting Ex-Army organization in the occasion of ARMY VIJAY DIWAS 2025.



Recent Awards & Accolades (2/4)



Shri. Ashish Saraf – Chairman and Managing Director, Manorama Industries awarded as *'The Highest Processor of Sal Seed & Mango Kernel, and Highest Processor of Sal Oil (Fats).'*



Shri. Ashish Saraf – Chairman and Managing Director and Smt. Vinita Saraf – Vice Chairperson & Whole Time Director, Manorama Industries awarded with *'SHEFEXIL Award for Export Excellence'* recognizing Company's remarkable achievement for 7 consecutive years.



Shri. Ashish Saraf – Chairman and Managing Director of Manorama Industries Limited received six esteemed awards for the remarkable achievement as *'Highest Processor of Sal Seed and Mango Kernel, Highest Exporter of Sal Oil (Fats), Mango Kernel Oil (Fats), Kokum Oil (Fats) and Neem Oil'* for 19 consecutive years.





Recent Awards & Accolades (3/4)



Supported Global Food regulatory Summit organized by FSSAI in Delhi.



Participated in RSPO RT 2025 conference & the General Assembly organized in Kuala Lumpur Malaysia by RSPO.



Shri. Ashish Saraf – Chairman and Managing Director and Shri Shrey Saraf – Whole Time Director, Manorama Industries awarded with *'Highest Processor of Minor Oil Seeds'* and *'Highest Exporters of Tree Borne Oils And Mango Kernel Oil (Fats) From India'*



Shri. Ashok Jain, Whole Time Director and CFO receiving award for *'Highest Export'* on behalf of Manorama Industries Limited



Team "5S Pioneer" from Manorama Industries Limited received the Gold Award in the 5S Category at CCQC 2025, Bhilai, for their project "Our Workplace, Our Pride: Shine with 5S."





Recent Awards & Accolades (4/4)



Shri Shrey Saraf – Whole Time Director, Manorama Industries receiving ‘*Excellency Award*’ in collaboration with the Government of Chhattisgarh & Swadeshi Jagran Manch.



Shri. Ashish Saraf – Chairman and Managing Director, Manorama Industries awarded as ‘*TWO EXPORT EXCELLENCE AWARDS*’ under the category Highest Foreign Exchange Earner – 2018-2019 and 2019-2020 organized by Federation of Indian Exporters Organization (FIEO)



Shri Shrey Saraf – Whole Time Director, Manorama Industries receiving ‘*Eminent Excellence in ESG & Sustainable Creation of Business through waste, with support to thousands of forest dwellers*’ Award



Team “5S Pioneer” from Manorama Industries Limited received the Par excellence Award in the Allied 5S Category at the National Convention on Quality Concepts (NCQC) 2025.



Glimpse of Seed Procurement Process/Team



Tribals Collecting Sal Seeds, India



Management with Shea Seed Collection Team, Africa



Low Risk of Non-availability of Raw Materials



Global Partnerships

Manorama & DEKEL

Partnership For CBE & Specialty Fats Production In Brazil



DEKEL

- Manorama Industries has expanded its international footprint in Latin America through its wholly owned subsidiary, Manorama Latin America LTDA. The company has entered into a strategic partnership with DEKEL Agroindustria (Dekel) to produce Cocoa Butter Equivalent (CBE) and specialty fats in Brazil.
- The first commercial production batch at Dekel was accomplished in Q3FY26 and trial samples were delivered to various customers.

Our Latin America Team




Manorama Latin America is added as a subsidiary unit under RSPO certification of Manorama Industries Limited.



MoUs Signed

MoU Signed with the Burkina Faso's Government for setting up a new factory



- The Company has signed an MoU with the Government of Burkina Faso to establish a new factory for processing Shea Nuts and Mango Kernels through its proposed wholly owned subsidiary, Manorama Burkina Industries SA, aligning with Burkina Faso's industrialization policy and sustainable development goals.

MoU signed with The Government of Chhattisgarh



- Mr. Shri Deep Saraf, Vice President – Business Development at Manorama Industries, received Memorandum of Understanding (MoU) with the Government of Chhattisgarh, alongside Shri Vishnu Deo Sai, Hon'ble Chief Minister of Chhattisgarh at Mayfair Lake Resort, Naya Raipur, on March 1, 2025.
- This milestone paves the way for new projects, driving growth, innovation and our commitment to excellence



Client Testimonials

Meet the Women of Manorama – Article Published on *The Body Shop Website*



MEET THE WOMEN OF MANORAMA

Our bestselling Mango Body Butter is enriched with the goodness of Mango Seed Oil from India. Our Community Trade Mango Seed Oil is sustainably sourced from Manorama Industries in Chattisgarh, India. We began working with the local women's cooperatives there in 2017. They hand-collect the mangoes from the forest floor, hand-peel the flesh and crack the seeds. They then send them to a production facility to extract their nourishing oil. Manorama Industries give the cooperatives training on harvesting methods, helping protect India's mango trees while providing a sustainable source of income. During harvesting season, these women carry an incredible 10-20kg of fruit every day.



Article Published on *Lush Website*



Women empowerment

Our organic and Fair For Life certified mango butter is sourced from Manorama Industries in Chhattisgarh, India. Manorama Industries work with local women's cooperatives who hand-collect the mangoes from the forest floor, hand-peel the flesh and crack the seeds. They also give the cooperatives training on harvesting methods, helping protect India's mango trees while providing a sustainable source of income. India is one of the world's largest mango producing countries and the potential availability of mango kernels is around 500,000 tonnes, which can yield about 40,000 tonnes of mango kernel fat. Manorama pioneered the use of seeds extracted from the fruits lying on the forest floor, which otherwise would have become forest waste.





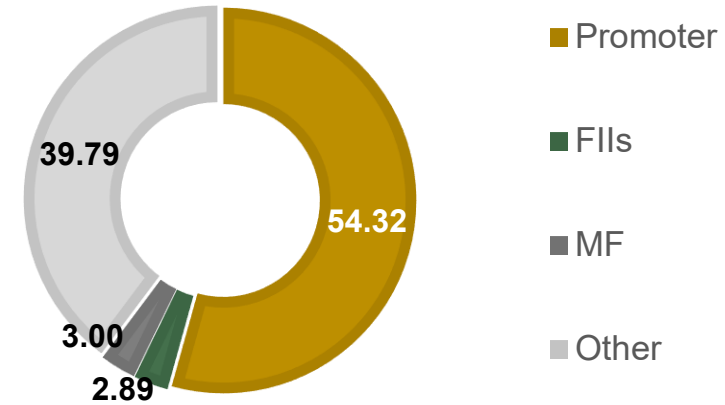
Shareholder Information

Capital Market Data

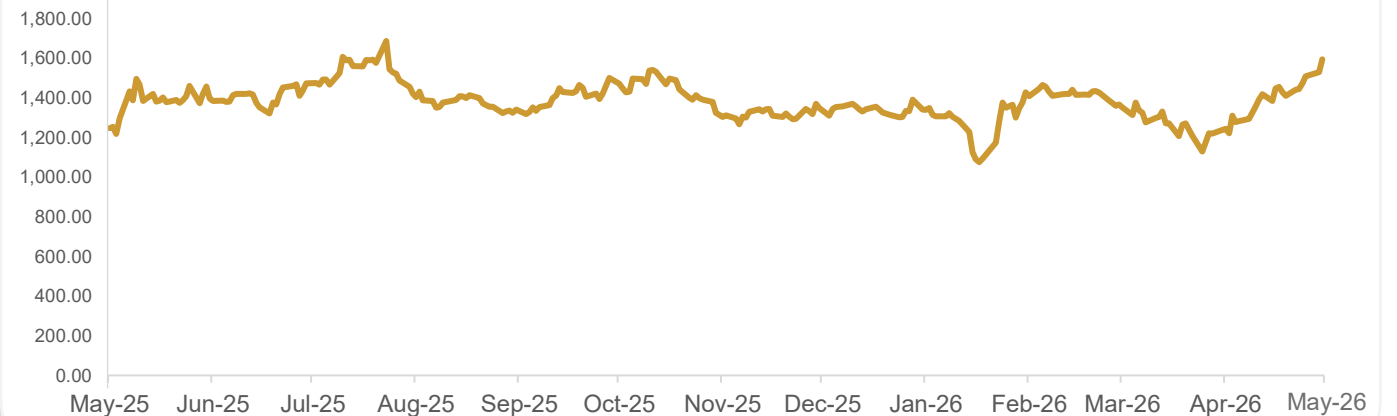
NSE Ticker /BSE Code	MANORAMA / 541974
Current Market Price (as on 08 May 2026)	1,576.20
Market Cap (INR Crores) (as on 08 May 2026)	9,411.25
52 Week High/Low	1,760.0/1,060.6
Shares Outstanding (in Crores)	5.97
3M ADTV* (Shares) as on 31 st March 2026	1,28,494

Source: NSE

Shareholding Pattern March 2026 (%)



Share Price Movement (1 Year)



THANK YOU!

Contact Information

Company :

Manorama Industries Limited
CIN: L15142MH2005PLC243687



Ms. Ekta Soni
Associate Vice President - IR

E: ekta@manoramagroup.co.in
E: investors@manoramagroup.co.in

M: +91 7879165440
www.manoramagroup.co.in

Mr. Deepak Sharma
Company Secretary &
Compliance officer

E: cs_sharma@manoramagroup.co.in

M: +91 9329932082

Investor Relations Advisors :



Mr. Vikash Verma/ Mr. Hiral Keniya/ Ms. Yashvi Jain

E: vikash.verma1@in.ey.com/ hiral.keniya@in.ey.com/ yashvi.jain1@in.ey.com
M: +91 9664009029/ 9029662801/ 8905954390