

Corp. Office :-

392, 'E' Ward,
Assembly Road, Shahupuri,
Kolhapur - 416 001, Maharashtra, INDIA.
T 0231 - 2658375

Works :-

Plot No. C - 18,
Five Star MIDC, Kagal,
Kolhapur - 416 216, Maharashtra, INDIA.
T 0231 - 2305311, 2305312
W www.synergygreenind.com
PAN : AAOC8603A
CIN : L27100PN2010PLC137493
GSTIN : 27AAOC8603A1ZD



03.07.2026

**To,
The BSE Limited,
Corporate Relationship Department,
1st Floor New Trading Building,
Rotunda Building,
P.J. Towers, Dalal Street,
Fort, Mumbai - 400 001**

**To,
Corporate Communications,
National Stock Exchange of India Ltd.,
Exchange Plaza, Plot No.C/1, G Block,
Bandra-Kurla Complex, Bandra (E),
Mumbai - 400051.**

Scrip Code : 541929

Security ID : SGIL

This is to inform you that in reference to our communication dated July 01, 2026 wherein the Company submitted its Annual Report for the financial year 2025-26, along with the Notice for the 16th Annual General Meeting ("AGM"), scheduled to be held on Thursday, July 23, 2026, at 11:00 A.M. (IST) via Video Conference/Other Audio-Visual Means, certain typographical errors were inadvertently identified in the Annual Report.

As a result, we are providing the revised Annual Report for the financial year 2025-26. We wish to clarify that these typographical errors do not impact the financial statements for the year ended 31st March 2026, and the corrigendum issued by the Company should be read in conjunction with the original Annual Report. The said corrigendum is available on the websites of both the BSE Limited (BSE) and the National Stock Exchange of India (NSE), as well as on the Company's website <https://synergygreenind.com/investors-relations/>.

The revised Annual Report is being sent electronically to all shareholders whose email addresses are registered with the Company or Depositories. The revised report will also be made available on the websites of both the BSE Limited (BSE) and the National Stock Exchange of India (NSE), as well as on the Company's website <https://synergygreenind.com/investors-relations/>.

All other information contained in the Annual Report for the financial year 2025-26 remains unchanged, except for the corrections mentioned above.

We sincerely regret the inconvenience caused. Please take the same on your record.

Thanking you,

Yours faithfully,
For Synergy Green Industries Limited

Nilesh Mohan Mankar
Mankar

Digitally signed by
Nilesh Mohan Mankar
Date: 2026.07.03
16:38:00 +05'30'

Nilesh M. Mankar
Company Secretary and Compliance Officer
Memb.No.:A39928



SYNERGY
GREEN
INDUSTRIES LTD



Synergy Green Industries Limited
ANNUAL REPORT 2025-26

TABLE OF CONTENTS

Business Overview

01	CORPORATE INFORMATION	02	ABOUT SYNERGY GREEN INDUSTRIES LTD.	03	SGIL OVER THE YEARS
04	MESSAGE FROM CHAIRMAN AND MANAGING DIRECTOR	06	FUTURE GROWTH AND VALUE CREATION	07	FINANCIAL HIGHLIGHTS
08	BOARD OF DIRECTORS	09	SUSTAINABILITY IN ACTION	10	PEOPLE AND SAFETY

Statutory Reports

11	MANAGEMENT DISCUSSION & ANALYSIS	19	DIRECTORS' REPORT	28	CORPORATE GOVERNANCE REPORT
-----------	----------------------------------	-----------	-------------------	-----------	-----------------------------

Financial Statements

84	STANDALONE FINANCIAL STATEMENTS	161	CONSOLIDATED FINANCIAL STATEMENTS
-----------	---------------------------------	------------	-----------------------------------

CORPORATE INFORMATION

Board of Directors (As on 19-05-2026)

Mr. Sachin R. Shirgaokar Chairman & Managing Director	Mr. Sohan S. Shirgaokar Non-Executive Director	Mr. V. S. Reddy Executive Director
Mr. Niraj S. Shirgaokar Non-Executive Director	Mr. Chandan S. Shirgaokar Non-Executive Director	Mr. Subhash G. Kutte Independent Director
Mr. Dattaram P. Kamat Independent Director	Mr. Meyyappan Shanmugam Independent Director	Mr. Deepak V. Dhadoti Independent Director
Mrs. Meghana A. Mulye Independent Woman Director		

Key Managerial Personnel

Mr. Pratik P. Dukande Chief Financial Officer	Mr. Nilesh M. Mankar Company Secretary
---	--

Auditors

M/s. DAB & Associates,
Chartered Accountants, C. S. No. 221, B-1, E Ward, Rajhans Apartment, 2nd Floor, Flat No. S-6, Tarabai Park, Kolhapur - 416 003.
Phone (0231) - 2659546

Bankers

HDFC Bank Limited
Saraswat Co-operative Bank Limited
IndusInd Bank Limited

Registered Office

392, E Ward, Assembly Road, Shahupuri, Kolhapur-416001, Maharashtra.
Tel. No.: 0231 2658375
Web.: www.synergygreenind.com

Factory Office


C-18, Five Star MIDC, Kagal, Tal. Hatkanangle, Kolhapur-416216.
Tel. No.: 0231 2305311, 2305312
Email : info@synergygreenind.com


Registrar & Transfer Agent

MUFG Intime India Pvt. Ltd. Block No. 202, Akshay Complex, Near Ganesh Temple, Off Dhole Patil Road, Pune - 411 001
Phone: +91 20 26160084
Email: pune@in.mpms.mufg.com

16th ANNUAL GENERAL MEETING

 **Day & Date : Thursday, July 23, 2026**

 **Time : 11:00 A.M.**


 At Registered Office of The Company
At 392, E Ward, Assembly Road, Shahupuri, Kolhapur-416001
through Video Conferencing or other Audio Visual Means.

Reporting Period

1 April 2025 to 31 March 2026

Reporting Frequency


The report is published on an annual basis

 To view our report online, please visit: <https://synergygreenind.com/>


CREATING VALUE THROUGH MANUFACTURING EXCELLENCE




SYNERGY GREEN OVER THE YEARS




2011
Company Incorporation



2015
First Business from Siemens-Gamesa (India's Largest OEM)



2017
Crossed 10,000 MT Annual Production



2019
Production Capacity doubled to 30,000 MTA

ABOUT


SYNERGY GREEN INDUSTRIES LTD.

Synergy Green Industries Limited is one of India's leading manufacturers of large, critical SG iron castings for the wind energy, gearbox and industrial sectors. Established in 2010 and part of the Shirgaokar Group, the Company serves leading domestic and global OEMs through its integrated manufacturing facilities in Kolhapur, Maharashtra.


Over the years, Synergy Green has evolved from a foundry-focused business into an integrated manufacturing organization with capabilities spanning casting, machining, surface treatment. Our products support some of the world's most demanding applications, contributing to the growth of renewable energy and industrial infrastructure.

Trusted Partner to Leading Global Wind, Gearbox and Industrial OEMs







2012
Commenced Commercial Production



2016
First Business from Vestas Wind Business (World's Largest OEM)



2018
Listed on stock exchange



2025-26
Strategic Expansion of Capacity to 45,000 MT, In-house Machining & Painting Facility Commissioned, and Increased Renewable Energy Portfolio.

ADDRESS FROM THE CHAIRMAN AND MANAGING DIRECTOR



Mr. Sachin Rajendra Shirgaokar
Chairman & Managing Director of
Synergy Green Industries Ltd

Dear Shareholders,

FY 2025-26 will be remembered as a landmark year in the journey of Synergy Green Industries Limited. During the year, we successfully executed one of the largest expansion and transformation programmes in our history, significantly enhancing our manufacturing capabilities and creating a strong foundation for future growth.

Over the years, Synergy Green has earned the trust of leading global customers as a manufacturer of critical castings for the wind energy, gearbox, and general engineering industries. As the wind energy sector rapidly transitions towards larger and more efficient turbine platforms, our strategy has been to stay ahead of evolving industry requirements through continuous investments in capacity, technology, and capabilities.

FY 2025-26 marked the successful execution of this strategy. We expanded our foundry capacity from 30,000 TPA to 45,000 TPA, enhanced our capability to manufacture larger and more complex castings, and commissioned advanced machining and surface treatment facilities that strengthen our ability to provide integrated, value-added solutions to customers. These investments enhance quality, improve delivery performance, deepen customer engagement, and position us to participate in larger opportunities across the global renewable energy value chain.

Further reinforcing our commitment to sustainable manufacturing, we increased our captive solar power capacity from 2 MW to 10 MW, strengthening energy security while reducing our environmental footprint.

These investments are not merely additions to infrastructure; they represent a strategic transformation of Synergy Green. They strengthen our competitiveness, expand our addressable market opportunities, and create a robust platform for sustainable growth, improved profitability, and long-term value creation for all our stakeholders.

Performance During the Year

Amid the dynamic operating environment, the Company continued to strengthen its market position and customer relationships. The Company reported total income of ₹376.37 Crores during FY 2025-26 as compared to ₹363.68 Crores in the previous year. Export business continued to remain an important contributor, accounting for approximately 27% of total revenues and reflecting the confidence that leading global customers continue to place in our capabilities.

During the year, the Company undertook extensive facility modifications, equipment relocation, commissioning activities and integration of new capacities as part of its expansion programme. While these initiatives were successfully executed, profitability was influenced by expansion-related costs, higher outsourcing expenses, increased manpower and overhead costs associated with newly commissioned facilities, as well as commodity and energy cost inflation. Consequently, PBDIT stood at ₹49.32 Crores as against ₹53.70 Crores in the previous year, with PBDIT margins at 13.1% compared to 14.8%.

As the newly commissioned facilities ramp up utilization and operational efficiencies are realized, we expect the benefits of these investments to progressively reflect in our financial performance from FY 2026-27 onwards.

Strengthening Our Position in the Wind Energy Value Chain

The global transition towards renewable energy continues to gather momentum, with wind energy remaining a critical pillar of decarbonization efforts across major economies. India is emerging as an increasingly important manufacturing hub within the global renewable energy ecosystem, supported by favourable policy initiatives, growing domestic demand and expanding export opportunities.

Synergy Green is well positioned to benefit from these structural trends. During the year, we successfully developed twelve new products across major OEM customers, including components for turbines up to 5 MW capacity. These developments strengthen our technological capabilities and expand our participation in higher-value opportunities within the wind energy supply chain.

Our focus remains on building long-term partnerships with leading OEMs by delivering

quality, reliability and engineering excellence. The investments undertaken during the year significantly enhance our ability to support customer requirements for larger, more sophisticated wind turbine platforms.

Sustainability and Responsible Growth

As a company serving the renewable energy sector, sustainability is naturally embedded in our business philosophy. Our investments in solar power generation, energy-efficient manufacturing processes and resource optimization initiatives reflect our commitment to reducing environmental impact while improving operational efficiency.

We continue to uphold strong standards of corporate governance, transparency and ethical business conduct. The Board remains committed to creating sustainable value for all stakeholders through disciplined decision-making, prudent risk management and responsible growth.

Looking Ahead

With enhanced manufacturing capacity, new machining capabilities, larger casting capability, a growing product portfolio and a healthy order outlook, the Company is positioned to enter a new phase of growth. We expect these strategic investments to support stronger revenue growth, improved operating leverage and margin expansion in the coming years.

The opportunities before us are substantial, and we remain focused on executing our strategy with discipline while continuing to strengthen our position as a preferred partner to the global wind energy industry.

On behalf of the Board of Directors, I would like to express my sincere appreciation to our employees, customers, suppliers, bankers, business associates and shareholders for their unwavering support and trust. Their continued confidence has been instrumental in our progress and will remain vital as we embark on the next chapter of our journey.

Warm Regards,

Sachin Rajendra Shirgaokar

Chairman & Managing Director

DIN: 00254442

BUILDING THE PLATFORM

For Future Growth and Value Creation

FY 2025-26 marked a defining year for Synergy Green as the Company successfully executed its most significant investment programme to date, aimed at expanding capacity, enhancing capabilities and strengthening its manufacturing platform. Key milestones achieved during the year included:

45K TPA FOUNDRY CAPACITY

Brownfield foundry expansion from 30,000 TPA to 45,000 TPA

30 MT MAX CASTING WT

Enhancement of largest single piece weight from 23 MT to 30 MT; enabling production up to 5 MW components

20K TPA MACHINING AND COATING CAPACITY

Commissioning of state-of-the-art facilities and development of machining process within a short span

12 NEW PRODUCT DEVELOPMENT

Across major OEM customers up to 5 MW turbines, enabling the utilization of enhanced capacity

10 MW SOLAR CAPTIVE CAPACITY

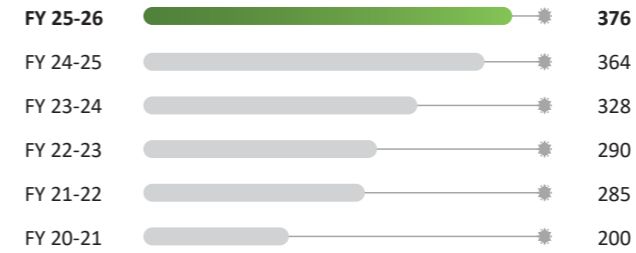
Enhancement from 2 MW to 10 MW. Commitment towards sustainable & cost-efficient operations



FINANCIAL HIGHLIGHTS

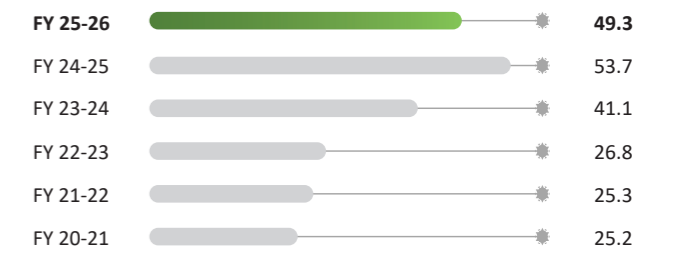
Revenue

(₹ Crs)



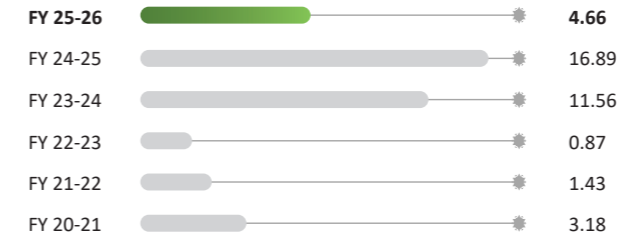
EBITDA

(₹ Crs)

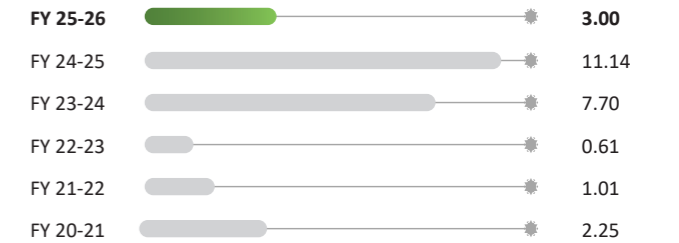


Profit After Tax

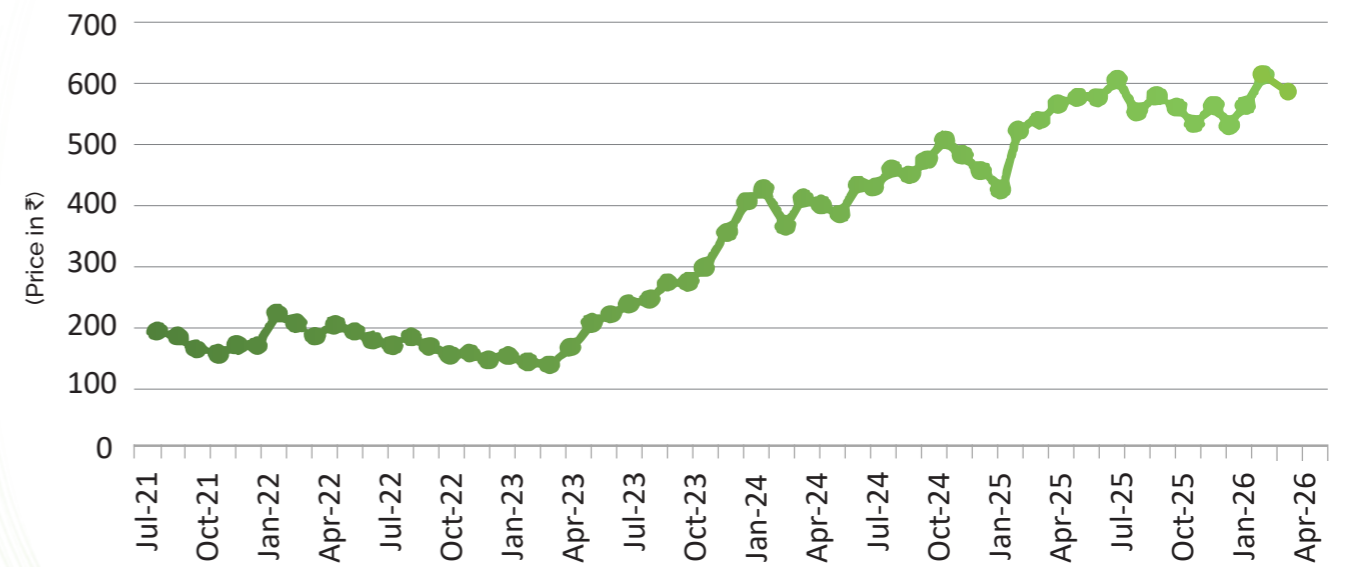
(₹ Crs)



EPS



Historical Stock Price



BOARD OF DIRECTORS



Mr. Sachin R. Shirgaokar
Chairman & Managing Director



Mr. Sohan S. Shirgaokar
Joint Managing Director



Mr. V. Srinivasa Reddy
Executive Director



Mr. Niraj S. Shirgaokar
Non-Executive Director



Mr. Chandan S. Shirgaokar
Non-Executive Director



Mrs. Prabha P. Kulkarni
Woman Independent Director



Dr. Mallappa R. Desai
Independent Director



Mr. Subhash G. Kutte
Independent Director



Mr. Dattaram P. Kamat
Independent Director



Mr. Meyyappan Shanmugam
Independent Director

SUSTAINABILITY IN ACTION



Renewable Energy & Carbon Reduction

- Expanded captive renewable energy capacity from 2 MW to 10 MW
- Targeting 50% green production by 2030
- Ongoing initiatives to reduce energy consumption and carbon footprint



Energy Efficiency

- ISO 50001 certified Energy Management System
- Centralized energy monitoring across key operations
- VFD drives and process optimization initiatives
- ~7% reduction in energy consumption during FY2025-26



Resource Conservation

- 98% sand recycling through thermal and mechanical reclamation
- Reduced consumption of virgin raw materials
- Focus on material reuse and packaging optimization



Environmental Stewardship

- ISO 14001 certified Environmental Management System
- Cleaner manufacturing and waste reduction initiatives
- Continued focus on resource efficiency and environmental compliance



PEOPLE, SAFETY AND CONTINUOUS IMPROVEMENT

SAFETY

Safety remains a core value at Synergy Green and is embedded across all aspects of our operations. Through a combination of robust safety systems, regular audits, employee participation and continuous awareness programmes, the Company continues to foster a safe and healthy workplace culture.

-  Zero TRIR maintained for four consecutive years
-  ISO 45001 Certified Occupational Health & Safety Management System
-  Regular safety inspections, external audits and awareness programmes across facilities



PEOPLE

Our employees are central to the Company's long-term success. With a young and dynamic workforce, Synergy Green continues to invest in technical capability, leadership development and employee engagement initiatives to build a skilled, motivated and future-ready organization.



Structured technical, behavioural and leadership development programmes



Employee engagement through townhalls, sports and welfare initiatives



Continuous improvement culture driven through Kaizen and employee participation



STATUTORY REPORTS

MANAGEMENT DISCUSSION AND ANALYSIS

FORWARD LOOKING STATEMENT

This report contains forward-looking statements, which may be identified by words such as “plans,” “expects,” “will,” “anticipates,” “believes,” “intends,” “projects,” or “estimates.” These relate to the Company’s growth strategy, product development, market position, expenditures, financial performance, and other future matters. Such statements are based on assumptions and expectations of future events and are not guarantees of performance. Actual results may differ materially due to risks, uncertainties, and external factors beyond the Company’s control. The Company undertakes no obligation to update or revise forward-looking statements, except as required by applicable law.

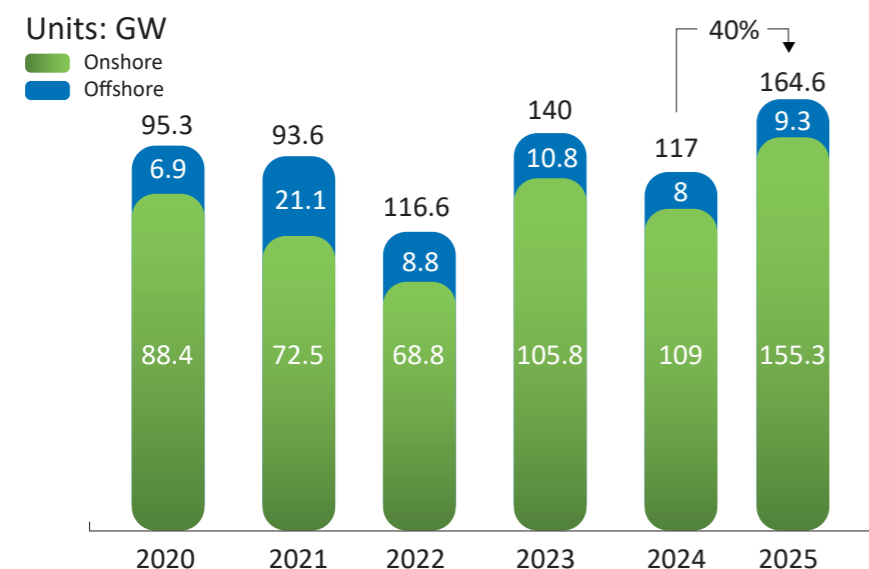
INDUSTRY OUTLOOK:

Global Wind Industry

The global wind industry achieved a historic milestone in 2025, adding a record 165 GW of new capacity—an approximate 40% year-over-year increase. This surge brought total global wind capacity to nearly 1,300 GW, led primarily by robust onshore expansions in China, the United States, and India. This rapid acceleration is a critical step toward the COP28 mandate to triple global renewable capacity to 11,000 GW by 2030. Demand is being heavily stimulated by falling technology costs, the

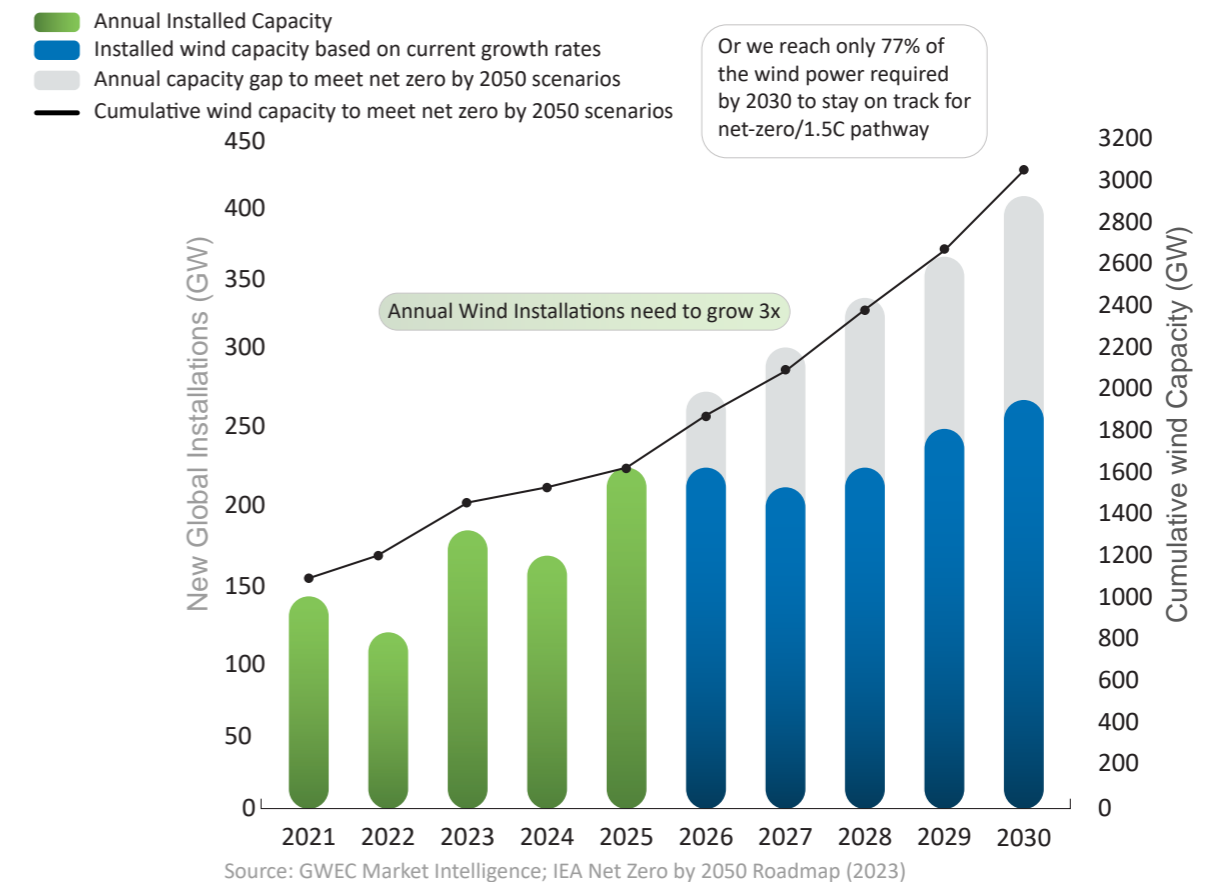
rollout of larger 15+ MW turbine and a maturing offshore sector that has surpassed 75 GW. Cumulative global wind capacity reached a record 1,300 GW by the end of 2025, with 155 GW from onshore and 9 GW from offshore installations. China led with 119.75 GW, followed by the U.S. (6.8 GW), India (6.3 GW), Germany (5.7 GW), and Brazil (2.2 GW). Other major economies also set up ambitious targets – particularly those with strong offshore resources – such as Japan, South Korea, Australia, Vietnam, the Philippines and Kenya.

Global Wind Installations



Challenges such as policy instability, permitting delays, and grid infrastructure issues continue to hinder growth. The Global Wind Energy Council (GWEC) projects a compound annual growth rate (CAGR) of 8-9% through 2030, adding nearly 1 TW of capacity during this period. This alone shows the magnanimous growth runway for the industry that took 40 years to reach the first 1 TW mark in 2024 and is to achieve the same feat within an accelerated timeline of just 7 years to reach 2 TW by 2030.

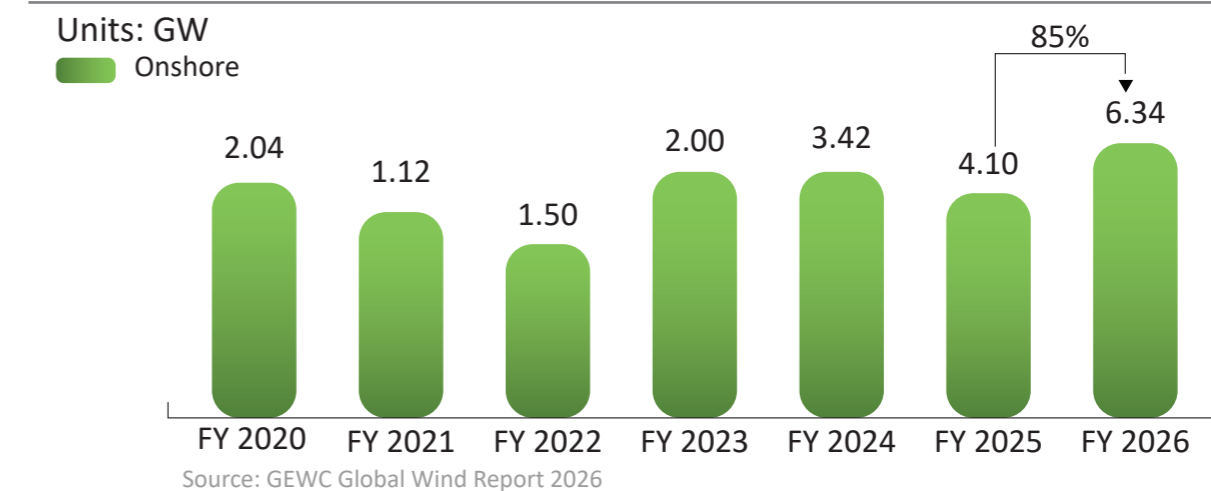
Global Wind Installations Need To Triple By 2030 To Achieve Net-Zero Targets



Indian Wind Industry:

India is one of the world's leading and fastest-growing wind energy markets. India added approximately 6.34 GW of wind capacity in 2025, marking a 85% increase and reclaiming the third position in the global wind market in 2025. As of end of 2025, India has 54.5 GW of installed onshore wind capacity.

India Wind Installations



The government is committed to achieve 500 GW of non-fossil fuel energy capacity by 2030, with 100 GW targeted from wind energy. Policy focus areas include stronger Renewable Purchase Obligation (RPO) compliance, improved financial health of DISCOMs, development of a robust Renewable Energy Certificate (REC) market, and enhanced long-term project pipeline visibility to support sustained sector growth.

All-in-all, as the second largest hub of onshore wind turbine assembly and key component manufacturing in the APAC region, India is well placed for capitalizing on the enormous opportunity going ahead.

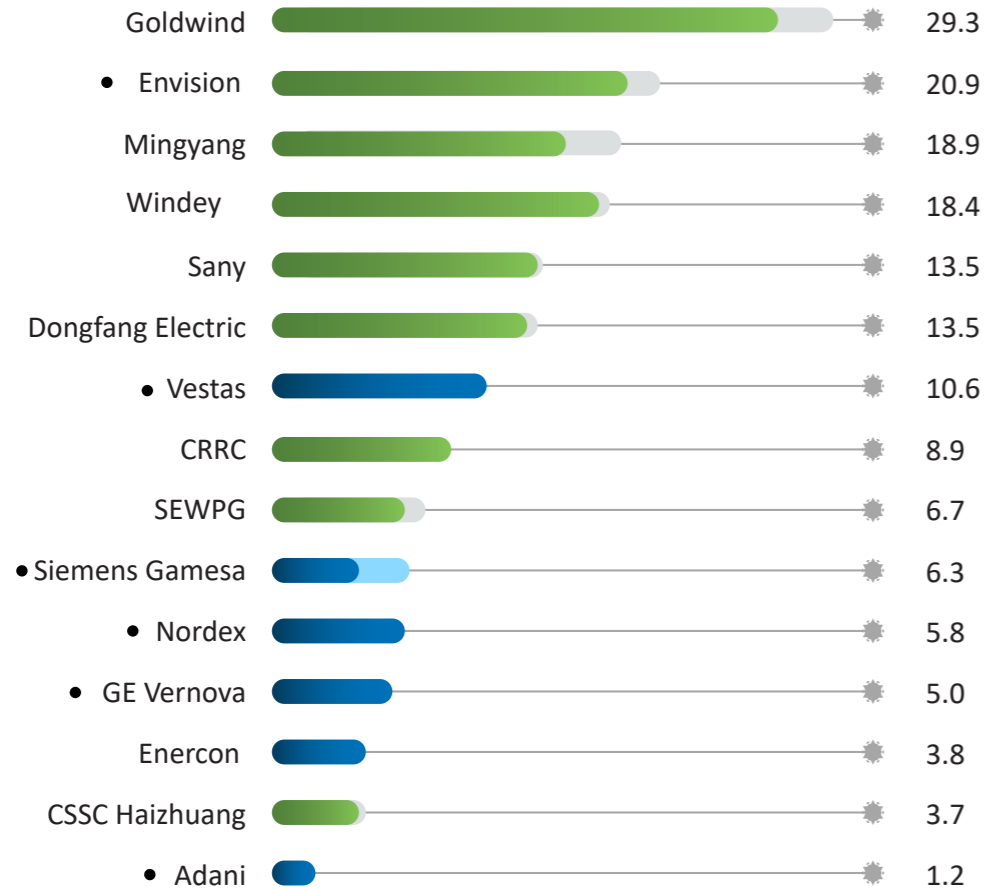
COMPANY & PERFORMANCE OVERVIEW:

Customer Overview:

Your Company primarily serves both domestic and international markets for wind turbine castings and has established long-term supply partnerships with six of the top 15 global wind OEMs such as Vestas, Vayona (erstwhile Siemens Gamesa), GE, Nordex, Adani and Envision, as well as key Indian OEM including Senvion. Demand from these OEMs spans domestic installations, turbine assembly exports, and direct casting exports.

Beyond wind OEMs, the Company has secured long-term contracts with major wind gearbox manufacturers such as Flender Drives and ZF Wind. The Company also supplies Tier-1 players across industrial segments, including Terex, Milacron and Wilo, serving sectors like industrial machinery, mining, plastic injection, and pumps.

Annual Installations of Top Global Wind turbine makers in 2025

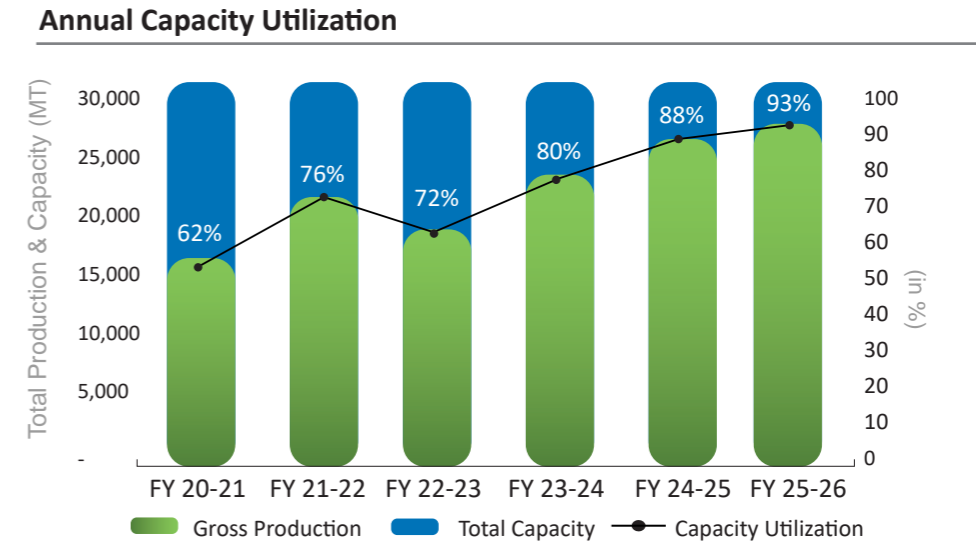


Source: Bloomberg

Units: GW

- Onshore (Chinese Firm) ■
- Onshore (Non-Chinese Firm) ■
- Offshore (Chinese Firm) ■
- Offshore (Non-Chinese Firm) ■
- SGIL Customer ●

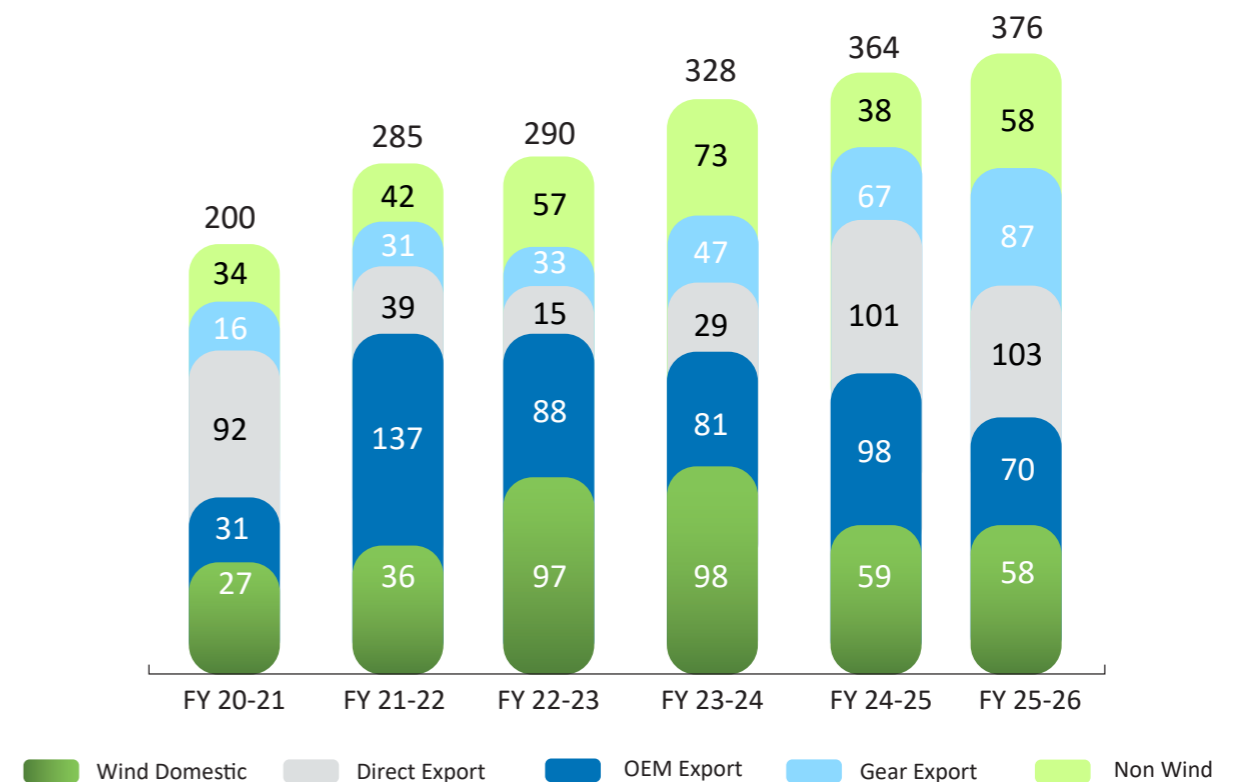
Annual Capacity Utilization



Current Year Performance:

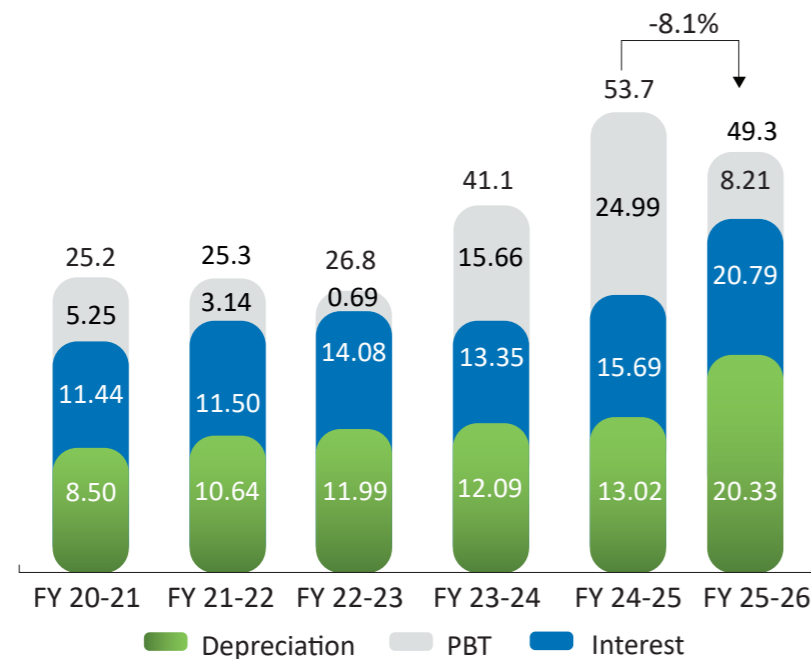
In FY 2025-26, your Company achieved **total income of ₹376.4 Cr, compared to ₹363.7 Cr** in the previous year, recording a nominal growth of 3.5%. The year's growth was muted, largely due to project activities and operational disruptions arising from brownfield expansion initiatives. The Wind Domestic segment was impacted by slower-than-expected offtake from newly acquired OEM customers, while OEM Export revenues declined amid the product transition to higher-MW turbine platforms under development. However, growth in the Gearbox and Non-Wind segments helped offset the impact.

Revenue Streams (in Crs)



In FY 2025–26, the Company reported a EBITDA of ₹49.3 crores (13.1%), compared to ₹53.70 crores (14.8%) in FY 2024–25, representing a year-on-year decline of 8.1%. Earnings during the year were impacted due to higher outsourcing and operating costs associated with the relocation and stabilization of the new unit, along with increased finance cost and depreciation, and lower export realizations due to discounted pricing during the development phase of the in-house machining facility.

Earning Before Interest, Tax, Depreciation and Amortization (in ₹ Crs)



Transformational Year Marked by Capacity Expansion and New Capability Development:

During FY 2025–26, the Company recorded marginal growth in revenue. However, the year was transformational, marked by the successful execution of several strategic initiatives that have strengthened the foundation for future growth and improved operational capabilities.

A major highlight of the year was the successful completion of the Company’s ₹217 crore capex programme spanning foundry expansion, in-house machining, and captive solar power. The investments were executed over the past 12–18 months and funded through the Rights Issue completed in October 2024, internal accruals, and debt financing.

These investments led to several important operational and strategic milestones during the year, including:

- » Successful completion of the brownfield foundry expansion, including the enhancement of single product weight from 23 MT to 30 MT and installation of a new production line, increasing overall foundry capacity from 30,000 TPA to 45,000 TPA.

- » Establishment of a new fettling and inspection facility designed for 45,000 TPA capacity, along with relocation of activities from existing facilities to the new unit for improved operational efficiency.
- » Development of 12 new products across major OEM customers on higher MW turbine of up to 5 MW, enabling effective utilization of the enhanced production capacity.
- » Commissioning of state-of-the-art machining and surface treatment facilities with an installed capacity of 20,000 TPA.
- » Establishment of machining and coating processes, initiation of machining product development activities, and receipt of customer approvals for the new facilities.
- » Expansion of captive solar power capacity from 2 MW to 10 MW, strengthening the Company’s commitment towards sustainable and cost-efficient operations.

These strategic investments and capability enhancements have created a strong platform for future revenue growth, improved capacity utilization, and margin expansion.

Performance Outlook for FY 2026–27:

Revenue:

New customer additions and product developments broaden the Company’s addressable market. Backed by enhanced production capacity, the Company expects to deliver healthy double-digit revenue growth during the year.

The executable order book for FY 2026–27 is projected to grow by over 33% compared to the previous year, surpassing the ₹500 crore mark. Export revenues contributed approximately 27% in FY 2025–26 and are expected to remain stable in the range of 25%–30% going forward.

Profitability:

The establishment of the 20,000 TPA in-house machining facility and the 10 MW captive solar power plant provided visibility for healthy margin expansion. Economies of scale also created opportunities for cost optimization.

However, the West Asia conflict put pressure on input raw material prices. While the Company hedged key commodities through customer contracts, there could be a one-quarter lag in passing on changes in input prices to customers.

Considering these factors, EBITDA margins are expected to expand by over 300 basis points YoY.

Opportunities And Threats:

Opportunities

- The global and Indian wind energy markets remained on a strong growth trajectory. In addition, renewed focus on renewable energy amid the West Asia conflict accelerated installations further.
- India’s emergence as a manufacturing hub for multinational OEMs unlocked significant global demand for domestic casting manufacturers.
- Depreciation of the Indian Rupee, particularly against the Chinese Yuan, improved the competitiveness of Indian products in global markets.
- Geopolitical shifts, including regional tensions and trade wars, increased sourcing from India and strengthened export opportunities for Indian foundries.

Threats

- Heavily dependent on the wind sector, which accounted for over 80% of revenues. Mitigation: The Company’s facilities remained versatile

and could, with reasonable lead time, cater to other large casting applications and industries.

- Volatility in commodity prices posed risks to profitability. Mitigation: The Company hedged key commodity prices through quarterly agreements with customers.
- Availability of skilled manpower, particularly in critical operations such as fettling, remains a challenge. Mitigation: The Company undertook automation initiatives to reduce dependence on manual processes.

Risks And Concerns:

In accordance with the SEBI Listing Regulations, the Board of Directors of the Company is responsible for framing, implementing and monitoring the risk management plans of the Company. The Company does from time to time identify risks associated, assess its impact and take appropriate corrective steps to minimize the risks that may threaten the existence of the Company.

Annual risk assessment exercise is conducted in the line with the framework, existing risks, their mitigation plans are evaluated and new risks, if any, are identified. The Audit Committee has additional oversight over financial risks and controls. It also reviewed the mitigating factor and actions initiated by the management to minimize the impact.

Risk Mitigation

To mitigate various risks significant to its business, your Company took several strategic measures during the year, such as:

- Customer concentration risk: The Company has expanded its customer portfolio, adding major clients like Senvion India Pvt. Ltd., GE India, and Adani, with Nordex and Envision currently being onboarded.
- Foreign exchange risk: The Company has availed Foreign Currency Term Loans (FCTL) and implemented currency swap arrangements to establish a natural hedge against export earnings.
- Raw material supply risk: Focused efforts are underway to diversify and secure alternative sources for critical raw materials such as pig iron and CRCA scrap.

These initiatives have strengthened the Company’s resilience, helping it achieve its strategic and financial objectives despite external uncertainties.

Segment Wise Or Product Wise Performance:

The Company works only in one segment i.e. manufacturing of SG & CI Castings.

IN ACCORDANCE WITH THE SEBI (LISTING OBLIGATIONS AND DISCLOSURE REQUIREMENTS 2018) (AMENDMENT) REGULATIONS, 2018, THE COMPANY IS REQUIRED TO GIVE DETAILS OF SIGNIFICANT CHANGES (CHANGE OF 25% OR MORE AS COMPARED TO THE IMMEDIATELY PREVIOUS FINANCIAL YEAR) IN

Key Financial Ratios:

Sl.	Key Financials Ratios	2026	2025	Remarks
1	Debtors Turnover	5.76	7.88	Sales executed against Letter of Credit during March 2026, resulting in higher year-end receivables
2	Debt-Equity Ratio	2.25	1.45	Borrowings availed for Capex undertaken by the Company
3	Interest Coverage Ratio	2.37	3.42	
4	Net profit Ratio (%)	1.28%	4.69%	Higher depreciation and finance costs associated with the capital expenditure
5	Return on net worth (%)	4.26%	21.88%	

Material Developments In Human Resources, Including Number Of People Employed:

The Company believes and recognizes that its employees are important resource in its growth and to give competitive advantage in the present business scenario. Ensuring business operations, employee safety and welfare became the foremost concerns for the Company.

During the year under review, the company ensured to keep the safety and the wellbeing of its employees as its topmost priorities. The Company has total 252 employees as on March 31, 2026. The company continued with its focus on an efficiently recruiting employees with the right talent and groom them to build a strong leadership pipeline. The diversity and inclusiveness in the workforce remained a strong fundamental to the company, in line with it the company continued to bring in more women employees.

The Company has well-thought out and employee-friendly HR policies which it has led to a positive working relationship with its employees. The Company has not had any work stoppages or cessations owing to labour disputes. The Company continues to lay great emphasis on Safety and Security. To ensure adherence to safety protocols, the company follows stringent procedures to safeguard and protect its workforce. The company also keeps prescribing policies and procedures while imparting training to its workforce. It has a system in place that promotes a positive work environment free of all forms of harassment.

Internal Control Systems And Their Adequacy

The Company has in place a well-framed internal control system that authorizes, records, and reports transactions to safeguard assets and protect against loss from unauthorized use or disposition. The internal controls ensure the reliability of data and financial information to maintain accountability of assets. These internal controls are supplemented by extensive internal audits, management review, and documented policies, guidelines, and procedures.

Disclosure Of Accounting Treatment

For the first time Indian Accounting Standard was applicable from the FY.2021-22 due to migration from BSE-SME Exchange to the Main Board of BSE & NSE. The Company has adopted and has followed all the treatments in the Financial Statements as per the prescribed Indian Accounting Standards.

Note: For sake of brevity the items covered in Board's Report are not repeated in the Management Discussion and Analysis Report.

Cautionary Statement:

Certain Statements in the Management Discussion and Analysis describing the company's objectives, projections, estimates and expectation or predictions may be forward looking statements within the meaning of applicable laws and regulations. It cannot be guaranteed that these assumptions and expectations are accurate or will be realized. Actual results could differ from those expressed or implied. Important factors that could make a difference to the Company's operations include economic conditions affecting demand/ supply and price conditions in the domestic markets, changes in the Government Regulations, tax laws and other statutes and incidental factors

AGM NOTICE

Notice is hereby given that the 16th Annual General Meeting (AGM) of the Members of the Company will be held on Thursday, July 23, 2026, at registered office of the Company at 392, E Ward, Shahupuri, Kolhapur-416001, at 11.00 a.m. through Video Conferencing ("VC")/ Other Audio-Visual Means ("OAVM") to transact the following business:

ORDINARY BUSINESS:

1. **To consider and adopt the Standalone and Consolidated Audited Financial Statements of the Company for the Financial Year ended March 31, 2026 together with the Board's Report and the Auditors' Report thereon.**
2. **To appoint a director in place of Mr. Niraj S. Shirgaokar (DIN:00254525), who retires by rotation and being eligible, offers himself for re-appointment.**
3. **To declare a Dividend on 10% Redeemable Cumulative Preference shares for the financial year ended on March 31, 2026.**
4. **To appoint statutory Auditors M/s P. G. Bhagwat LLP, Chartered Accountants in the place of retiring Auditors M/s. D A B And Associates, Chartered Accountants.**

To consider and if thought fit, to pass with or without modification(s), the following resolution:

"RESOLVED THAT pursuant to Sections 139, 142 of the Companies Act, 2013 ("Act") and other applicable provisions, if any, of the said Act and Companies (Audit and Auditors) Rules, 2014 made thereunder and other applicable rules, if any, under the said Act (including any statutory modification(s) or re-enactment thereof for the time being in force) M/s. P. G. Bhagwat LLP, Chartered Accountants (FRN:101118W/W100682), be and is hereby appointed as the Statutory Auditors of the Company for the period of 5 years (one term) i.e. from the conclusion of the ensuing Annual General Meeting till the Annual General Meeting to be held for the year 2031 at such remuneration, as may be mutually agreed upon between the Board of Directors of the Company and the Auditors."

SPECIAL BUSINESS:

5. **To consider and approve the continuation of Mr. Subhash G. Kutte (DIN:00233322) as an Independent Director under Regulation 17(1A) of SEBI (LODR) Regulations 2015 who will attain age of 75 years.**

To consider and if thought fit, to pass with or without modification(s), the following resolution as Special Resolution:

"RESOLVED THAT in accordance with Regulation 17(1A) of the SEBI (Listing Obligations and Disclosure Requirements) Regulations, 2015 and of SEBI (Listing Obligations and Disclosure Requirements) (Amendment) Regulations, 2018 and other applicable provisions, if any, of the Companies Act 2013 and Rules framed thereunder, consent of the Members be and are hereby accorded to continue the appointment of Mr. Subhash G. Kutte (DIN:00233322) as an Independent Director of the Company who will attained the age of 75 years, till his current tenure of appointment, that is till January 07, 2029."

"RESOLVED FURTHER THAT Mr. Sachin R. Shirgaokar (DIN:00254442), Chairman & Managing Director or Mr. Sohan S. Shirgaokar (DIN:00217631), Non Executive Director or Mr. Nilesh M. Mankar, Company Secretary be and are hereby severally authorized to give effect to this resolution and to do all such acts deeds and things as may be necessary."

6. **To increase Borrowing Limits u/s 180 (1) (c) and 180 (1) (a) of the Companies Act 2013 from Rs. 200.00 Crores to Rs. 250.00 Crores**

To consider and if thought fit, pass the following resolution as Special Resolution with or without any modification:

"RESOLVED THAT in supersession of all earlier resolutions passed by the company in this regards, consent of the members be and are hereby accorded in terms of Section 180 (1) (c) of the Companies Act, 2013 and other enabling provisions, if any, for borrowing from time to time any sum or sums of moneys which together with the money already borrowed by

the company, if any, (apart from the temporary loans obtained or to be obtained from the Company's bankers in the ordinary course of business) exceeding the aggregate of the paid up capital of the Company and its free reserves, that is to say Reserves not set apart for any specific purpose, provided however, the total amount so borrowed shall not at any times exceed Rs.2,50,00,00,000/- (Rupees Two hundred Fifty Crores only)."

"RESOLVED FURTHER THAT pursuant to section 180(1)(a) or any other applicable provisions of the Companies Act, 2013, consent of the members be and are hereby accorded for creating mortgage, charge, hypothecation or lien or pledge or otherwise encumber, from time to time, all present and future, movable or immovable properties of the Company and / or whole or substantially the whole or anyone or more of the Company's undertakings or all its undertakings, wherever situated, in favour of financial institutions, Banks, Body Corporate or any other lender to secure fund based / non fund based facilities including term loan and working capital assistance obtained / to be obtained by the Company."

"RESOLVED FURTHER THAT Mr. Sachin R. Shirgaokar, Chairman & Managing Director or Mr. Sohan S. Shirgaokar, Non Executive Director of the Company be and are hereby authorized to execute such agreements, papers, documents, deeds or other instruments or writings containing such conditions and covenants as it may deem fit to give effect to this resolution."

7. To ratify the remuneration payable to the Cost Auditor M/s. Dhananjay V. Joshi & Associates, Cost Accountants for F.Y.2026-27 for conducting Cost Audit of the Company.

To consider and if thought fit, pass the following resolution as an Ordinary Resolution with or without any modification:

"RESOLVED THAT pursuant to Section 148(3) and other applicable provisions of the Companies Act, 2013 read with the Companies (Audit and Auditors) Rules, 2014, including any statutory modification or re-enactment thereof, for the time being in force and pursuant to the recommendation of Audit Committee and the

resolution passed in the meeting of Board of Directors held on February 11, 2026 the members of the Company hereby ratify and confirm the remuneration of Rs.2,50,000/- (Rupees Two Lakh Fifty Thousand Only) as audit fees plus applicable taxes and out of pocket expenses (if any) at actual, for the financial year ending March 31, 2026 payable to M/s. Dhananjay V. Joshi & Associates, Cost Accountants (Firm Registration No.000030) who are appointed as Cost Auditors to conduct the audit of cost records maintained by the Company for the Financial Year 2026-27."

8. To accept / renew unsecured deposits from members u/s 73 of the Companies Act 2013

To consider and if thought fit, pass the following resolution as an Ordinary Resolution with or without any modification:

"RESOLVED THAT pursuant to the provisions of Section 73(2) read with the Companies (Acceptance of Deposits) Rules, 2014 and all other applicable provisions, if any, of the Companies Act, 2013 and within the overall borrowing limits approved by the members the Company be and is hereby authorised to accept / renew unsecured deposits from its members not exceeding the limits, as prescribed, of the aggregate of the paid up capital and free reserves of the Company as per the latest audited accounts as of 31st March 2026."

"RESOLVED FURTHER THAT Mr. Sachin R. Shirgaokar (DIN: 00254442) Chairman & Managing Director or Mr. Sohan S. Shirgaokar (DIN: 00217631), Non Executive Director of the Company of the Company be and are hereby authorized, to do and execute such other forms, E-forms, letters, documents, acts and things as may be necessary, desirable or expedient for the purpose of giving effect to any of foregoing resolutions."

By Order of the Board
For **Synergy Green Industries Limited**

Sachin R. Shirgaokar
Chairman & Managing Director

Date: May 19, 2026
Place: Kolhapur

NOTES:

1. Pursuant to the General Circular No. 09/2024 dated September 19, 2024, issued by the Ministry of Corporate Affairs (MCA) and circular issued by SEBI vide circular no. SEBI/HO/CFD/CFDPoD-2/P/ CIR/ 2024/ 133 dated October 3, 2024 ("SEBI Circular") and other applicable circulars and notifications issued (including any statutory modifications or re-enactment thereof for the time being in force and as amended from time to time, companies are allowed to hold AGM through Video Conferencing (VC) or other audio visual means (OAVM), without the physical presence of members at a common venue. In compliance with the said Circulars, AGM shall be conducted through VC / OAVM.
2. Pursuant to the Circular No. 14/2020 dated April 08, 2020, issued by the Ministry of Corporate Affairs, the facility to appoint proxy to attend and cast vote for the members is not available for this AGM. However, the Body Corporates are entitled to appoint authorised representatives to attend the AGM through VC/OAVM and participate there at and cast their votes through e-voting.
3. The Members can join the AGM in the VC/OAVM mode 15 minutes before and after the scheduled time of the commencement of the Meeting by following the procedure mentioned in the Notice. The facility of participation at the AGM through VC/OAVM will be made available for 1000 members on first come first served basis. This will not include large Shareholders (Shareholders holding 2% or more shareholding), Promoters, Institutional Investors, Directors, Key Managerial Personnel, the Chairpersons of the Audit Committee, Nomination and Remuneration Committee and Stakeholders Relationship Committee, Auditors etc. who are allowed to attend the AGM without restriction on account of first come first served basis.
4. The attendance of the Members attending the AGM through VC/OAVM will be counted for the purpose of reckoning the quorum under Section 103 of the Companies Act, 2013.
5. Pursuant to the provisions of Section 108 of the Companies Act, 2013 read with Rule 20 of the

Companies (Management and Administration) Rules, 2014 (as amended) the Secretarial Standard on General Meetings (SS-2) issued by the ICSI and Regulation 44 of SEBI (Listing Obligations & Disclosure Requirements) Regulations 2015 (as amended), and the Circulars issued by the Ministry of Corporate Affairs from time to time the Company is providing facility of remote e-Voting to its Members in respect of the business to be transacted at the AGM. For this purpose, the Company has entered into an agreement with National Securities Depository Limited (NSDL) for facilitating voting through electronic means, as the authorized agency. The facility of casting votes by a member using remote e-Voting system as well as e-voting on the date of the AGM will be provided by NSDL.

6. In line with the Ministry of Corporate Affairs (MCA) Circular No. 17/2020 dated April 13, 2020, the Notice calling the AGM has been uploaded on the website of the Company at www.synergygreenind.com. The Notice can also be accessed from the websites of the Stock Exchanges i.e. BSE Limited and National Stock Exchange of India Limited at www.bseindia.com and www.nseindia.com respectively and the AGM Notice is also available on the website of NSDL (agency for providing the Remote e-Voting facility) i.e. www.evoting.nsdl.com.
7. AGM has been convened through VC/OAVM in compliance with applicable provisions of the Companies Act, 2013 read with MCA Circular issued from time to time

THE INSTRUCTIONS FOR MEMBERS FOR REMOTE E-VOTING AND JOINING GENERAL MEETING ARE AS UNDER:-

The remote e-voting period begins on Monday, July 20, 2026 at 09:00 A.M. and ends on Wednesday, July 22, 2026 at 05:00 P.M. The remote e-voting module shall be disabled by NSDL for voting thereafter. The Members, whose names appear in the Register of Members / Beneficial Owners as on the record date (cut-off date) i.e. Friday, July 17, 2026, may cast their vote electronically. The voting right of shareholders shall be in proportion to their share in the paid-up equity share capital of the Company as on the cut-off date, being , July 17, 2026.

How do I vote electronically using NSDL e-Voting system?

The way to vote electronically on NSDL e-Voting system consists of "Two Steps" which are mentioned below:

Step 1: Access to NSDL e-Voting system

A) Login method for e-Voting and joining virtual meeting for Individual shareholders holding securities in demat mode

In terms of SEBI circular dated December 9, 2020 on e-Voting facility provided by Listed Companies, Individual shareholders holding securities in demat mode are allowed to vote through their demat account maintained with Depositories and Depository Participants. Shareholders are advised to update their mobile number and email Id in their demat accounts in order to access e-Voting facility.

Login method for Individual shareholders holding securities in demat mode is given below:

Type of shareholders	Login Method
Individual Shareholders holding securities in demat mode with NSDL.	<ol style="list-style-type: none"> For OTP based login you can click on https://eservices.nsdl.com/SecureWeb/evoting/evotinglogin.jsp. You will have to enter your 8-digit DP ID, 8-digit Client Id, PAN No., Verification code and generate OTP. Enter the OTP received on registered email id/mobile number and click on login. After successful authentication, you will be redirected to NSDL Depository site wherein you can see e-Voting page. Click on company name or e-Voting service provider i.e. NSDL and you will be redirected to e-Voting website of NSDL for casting your vote during the remote e-Voting period or joining virtual meeting & voting during the meeting. Existing IDeAS user can visit the e-Services website of NSDL Viz. https://eservices.nsdl.com either on a Personal Computer or on a mobile. On the e-Services home page click on the "Beneficial Owner" icon under "Login" which is available under 'IDeAS' section, this will prompt you to enter your existing User ID and Password. After successful authentication, you will be able to see e-Voting services under Value added services. Click on "Access to e-Voting" under e-Voting services and you will be able to see e-Voting page. Click on company name or e-Voting service provider i.e. NSDL and you will be re-directed to e-Voting website of NSDL for casting your vote during the remote e-Voting period or joining virtual meeting & voting during the meeting. If you are not registered for IDeAS e-Services, option to register is available at https://eservices.nsdl.com. Select "Register Online for IDeAS Portal" or click at https://eservices.nsdl.com/SecureWeb/IdeasDirectReg.jsp Visit the e-Voting website of NSDL. Open web browser by typing the following URL: https://www.evoting.nsdl.com/ either on a Personal Computer or on a mobile. Once the home page of e-Voting system is launched, click on the icon "Login" which is available under 'Shareholder/Member' section. A new screen will open. You will have to enter your User ID (i.e. your sixteen digit demat account number hold with NSDL), Password/OTP and a Verification Code as shown on the screen. After successful authentication, you will be redirected to NSDL Depository site wherein you can see e-Voting page. Click on company name or e-Voting service provider i.e. NSDL and you will be redirected to e-Voting website of NSDL for casting your vote during the remote e-Voting period or joining virtual meeting & voting during the meeting.

Individual Shareholders holding securities in demat mode with NSDL.

- Shareholders/Members can also download NSDL Mobile App "**NSDL Speede**" facility by scanning the QR code mentioned below for seamless voting experience.



Individual Shareholders holding securities in demat mode with CDSL

- Users who have opted for CDSL Easi / Easiest facility, can login through their existing user id and password. Option will be made available to reach e-Voting page without any further authentication. The users to login Easi /Easiest are requested to visit CDSL website www.cdslindia.com and click on login icon & New System Myeasi Tab and then use your existing my easi username & password.
- After successful login the Easi / Easiest user will be able to see the e-Voting option for eligible companies where the evoting is in progress as per the information provided by company. On clicking the evoting option, the user will be able to see e-Voting page of the e-Voting service provider for casting your vote during the remote e-Voting period or joining virtual meeting & voting during the meeting. Additionally, there is also links provided to access the system of all e-Voting Service Providers, so that the user can visit the e-Voting service providers' website directly.
- If the user is not registered for Easi/Easiest, option to register is available at CDSL website www.cdslindia.com and click on login & New System Myeasi Tab and then click on registration option.
- Alternatively, the user can directly access e-Voting page by providing Demat Account Number and PAN No. from a e-Voting link available on www.cdslindia.com home page. The system will authenticate the user by sending OTP on registered Mobile & Email as recorded in the Demat Account. After successful authentication, user will be able to see the e-Voting option where the evoting is in progress and also able to directly access the system of all e-Voting Service Providers.

Individual Shareholders (holding securities in demat mode) login through their depository participants

You can also login using the login credentials of your demat account through your Depository Participant registered with NSDL/CDSL for e-Voting facility. upon logging in, you will be able to see e-Voting option. Click on e-Voting option, you will be redirected to NSDL/CDSL Depository site after successful authentication, wherein you can see e-Voting feature. Click on company name or e-Voting service provider i.e. NSDL and you will be redirected to e-Voting website of NSDL for casting your vote during the remote e-Voting period or joining virtual meeting & voting during the meeting.

Important note: Members who are unable to retrieve User ID/ Password are advised to use Forget User ID and Forget Password option available at abovementioned website.

Helpdesk for Individual Shareholders holding securities in demat mode for any technical issues related to login through Depository i.e. NSDL and CDSL.

Login type	Helpdesk details
Individual Shareholders holding securities in demat mode with NSDL	Members facing any technical issue in login can contact NSDL helpdesk by sending a request at evoting@nsdl.com or call at 022 - 4886 7000
Individual Shareholders holding securities in demat mode with CDSL	Members facing any technical issue in login can contact CDSL helpdesk by sending a request at helpdesk.evoting@cdslindia.com or contact at toll free no. 1800-21-09911

B) Login Method for e-Voting and joining virtual meeting for shareholders other than Individual shareholders holding securities in demat mode and shareholders holding securities in physical mode.

How to Log-in to NSDL e-Voting website?

1. Visit the e-Voting website of NSDL. Open web browser by typing the following URL: <https://www.evoting.nsdl.com/> either on a Personal Computer or on a mobile.
2. Once the home page of e-Voting system is launched, click on the icon "Login" which is available under 'Shareholder/Member' section.
3. A new screen will open. You will have to enter your User ID, your Password/OTP and a Verification Code as shown on the screen.

Alternatively, if you are registered for NSDL eservices i.e. IDEAS, you can log-in at <https://eservices.nsdl.com/> with your existing IDEAS login. Once you log-in to NSDL eservices after using your log-in credentials, click on e-Voting and you can proceed to Step 2 i.e. Cast your vote electronically.

1. Your User ID details are given below :

Manner of holding shares i.e. Demat (NSDL or CDSL) or Physical	Your User ID is:
a) For Members who hold shares in demat account with NSDL.	8 Character DP ID followed by 8 Digit Client ID For example if your DP ID is IN300*** and Client ID is 12***** then your user ID is IN300***12*****.
b) For Members who hold shares in demat account with CDSL.	16 Digit Beneficiary ID For example if your Beneficiary ID is 12***** then your user ID is 12*****
c) For Members holding shares in Physical Form.	EVEN Number followed by Folio Number registered with the company. For example if folio number is 001*** and EVEN is 101456 then user ID is 101456001***

5. Password details for shareholders other than Individual shareholders are given below:

- a) If you are already registered for e-Voting, then you can use your existing password to login and cast your vote.
- b) If you are using NSDL e-Voting system for the first time, you will need to retrieve the 'initial password' which was communicated to you. Once you retrieve your 'initial password', you need to enter the 'initial password' and the system will force you to change your password.

- c) If you are using NSDL e-Voting system for the first time, you will need to retrieve the 'initial password' which was communicated to you. Once you retrieve your 'initial password', you need to enter the 'initial password' and the system will force you to change your password.
- d) How to retrieve your 'initial password'?
 - (i) If your email ID is registered in your demat account or with the company, your 'initial password' is communicated to you on your email ID. Trace the email sent to you from NSDL from your mailbox. Open the email and open the attachment i.e. a .pdf file. Open the .pdf file. The password to open the .pdf file is your 8 digit client ID for NSDL account, last 8 digits of client ID for CDSL account or folio number for shares held in physical form. The .pdf file contains your 'User ID' and your 'initial password'.
 - (ii) If your email ID is not registered, please follow steps mentioned below in **process for those shareholders whose email ids are not registered.**

5. If you are unable to retrieve or have not received the "Initial password" or have forgotten your password:

- a) Click on "**Forgot User Details/Password?**"(If you are holding shares in your demat account with NSDL or CDSL) option available on www.evoting.nsdl.com.
- b) **Physical User Reset Password?** (If you are holding shares in physical mode) option available on www.evoting.nsdl.com.
- c) If you are still unable to get the password by aforesaid two options, you can send a request at evoting@nsdl.com mentioning your demat account number/folio number, your PAN, your name and your registered address etc.
- d) Members can also use the OTP (One Time Password) based login for casting the votes on the e-Voting system of NSDL.

1. After entering your password, tick on Agree to "Terms and Conditions" by selecting on the check box.
2. Now, you will have to click on "Login" button.
3. After you click on the "Login" button, Home page of e-Voting will open.

Step 2: Cast your vote electronically and join General Meeting on NSDL e-Voting system.

How to cast your vote electronically and join General Meeting on NSDL e-Voting system?

1. After successful login at Step 1, you will be able to see all the companies "EVEN" in which you are holding shares and whose voting cycle and General Meeting is in active status.
2. Select "EVEN" of company for which you wish to cast your vote during the remote e-Voting period and casting your vote during the General Meeting. For joining virtual meeting, you need to click on "VC/OAVM" link placed under "Join Meeting".

3. Now you are ready for e-Voting as the Voting page opens.
4. Cast your vote by selecting appropriate options i.e. assent or dissent, verify/modify the number of shares for which you wish to cast your vote and click on "Submit" and also "Confirm" when prompted.
5. Upon confirmation, the message "Vote cast successfully" will be displayed.
6. You can also take the printout of the votes cast by you by clicking on the print option on the confirmation page.
7. Once you confirm your vote on the resolution, you will not be allowed to modify your vote.

General Guidelines for shareholders

1. Institutional shareholders (i.e. other than individuals, HUF, NRI etc.) are required to send scanned copy (PDF/JPG Format) of the relevant Board Resolution/ Authority letter etc. with attested specimen signature of the duly authorized signatory(ies) who are authorized to vote, to the Scrutinizer by e-mail to devendrac@gmail.com with a copy marked to evoting@nsdl.com. Institutional shareholders (i.e. other than individuals, HUF, NRI etc.) can also upload their Board Resolution / Power of Attorney / Authority Letter etc. by clicking on "Upload Board Resolution / Authority Letter" displayed under "e-Voting" tab in their login.
2. It is strongly recommended not to share your password with any other person and take utmost care to keep your password confidential. Login to the e-voting website will be disabled upon five unsuccessful attempts to key in the correct password. In such an event, you will need to go through the "Forgot User Details/ Password?" or "Physical User Reset Password?" option available on www.evoting.nsdl.com to reset the password.
3. In case of any queries, you may refer the Frequently Asked Questions (FAQs) for Shareholders and e-voting user manual for Shareholders available at the download section of www.evoting.nsdl.com or call on: 022 - 4886 7000 or send a request to Ms. Apeksha Golmujule at evoting@nsdl.com

Process for those shareholders whose email ids are not registered with the depositories for procuring user id and password and registration of e mail ids for e-voting for the resolutions set out in this notice:

1. In case shares are held in physical mode please provide Folio No., Name of shareholder, scanned copy of the share certificate (front and back), PAN (self attested scanned copy of PAN card), AADHAR (self attested scanned copy of Aadhar Card) by email to nmm@synergygreenind.com.
2. In case shares are held in demat mode, please provide DPID-CLID (16 digit DPID + CLID or 16 digit beneficiary ID), Name, client master or copy of Consolidated Account statement,

PAN (self attested scanned copy of PAN card), AADHAR (self attested scanned copy of Aadhar Card) to nmm@synergygreenind.com. If you are an Individual shareholders holding securities in demat mode, you are requested to refer to the login method explained at **step 1 (A) i.e. Login method for e-Voting and joining virtual meeting for Individual shareholders holding securities in demat mode.**

3. Alternatively shareholder/members may send a request to evoting@nsdl.com for procuring user id and password for e-voting by providing above mentioned documents.
4. In terms of SEBI circular dated December 9, 2020 on e-Voting facility provided by Listed Companies, Individual shareholders holding securities in demat mode are allowed to vote through their demat account maintained with Depositories and Depository Participants. Shareholders are required to update their mobile number and email ID correctly in their demat account in order to access e-Voting facility.

THE INSTRUCTIONS FOR MEMBERS FOR e-VOTING ON THE DAY OF THE AGM ARE AS UNDER:-

1. The procedure for e-Voting on the day of the AGM is same as the instructions mentioned above for remote e-voting.
2. Only those Members/ shareholders, who will be present in the AGM through VC/OAVM facility and have not casted their vote on the Resolutions through remote e-Voting and are otherwise not barred from doing so, shall be eligible to vote through e-Voting system in the AGM.
3. Members who have voted through Remote e-Voting will be eligible to attend the AGM. However, they will not be eligible to vote at the AGM.
4. The details of the person who may be contacted for any grievances connected with the facility for e-Voting on the day of the AGM shall be the same person mentioned for Remote e-voting.

INSTRUCTIONS FOR MEMBERS FOR ATTENDING THE AGM THROUGH

VC/OAVM ARE AS UNDER:

1. Member will be provided with a facility to attend the AGM through VC/OAVM through the NSDL e-Voting system. Members may access by following the steps mentioned above for **Access to NSDL e-Voting system.** After successful login, you can see link of "VC/OAVM" placed under **"Join meeting"** menu against company name. You are requested to click on VC/OAVM link placed under Join Meeting menu. The link for VC/OAVM will be available in Shareholder/Member login where the EVEN of Company will be displayed. Please note that the members who do not have the User ID and Password for e-Voting or have forgotten the User ID and Password may retrieve the same by following the remote e-Voting instructions mentioned in the notice to avoid last minute rush.

2. Members are encouraged to join the Meeting through Laptops for better experience.
3. Further Members will be required to allow Camera and use Internet with a good speed to avoid any disturbance during the meeting.
4. Please note that Participants Connecting from Mobile Devices or Tablets or through Laptop connecting via Mobile Hotspot may experience Audio/Video loss due to Fluctuation in their respective network. It is therefore recommended to use Stable Wi-Fi or LAN Connection to mitigate any kind of aforesaid glitches.
5. Shareholders who would like to express their views/have questions may send their questions in advance mentioning their name demat account number/folio number, email id, mobile number at nmm@synergygreenind.com on or before **July 15, 2026**. The same will be replied by the Company suitably.

EXPLANATORY STATEMENT

Pursuant to Section 102(1) of the Companies Act, 2013

Item No.5:

Mr. Subhash G. Kutte, Independent Director was initially appointed on the Board of the Company on 9th January, 2019 in compliance with Section 149 of the Companies Act 2013, and his appointment as an Independent Director of the Company was for a term of 5 years w.e.f. 9th January 2019 to 8th January 2024 and the said appointment was approved in the Annual General Meeting held on 18th September 2019.

Further he was re-appointed for second term of five (5) years with effect from 8th January 2024 to 7th January 2029 in the Board meeting held on 7th November 2023 and approved by the members on 30th December 2023 through Postal Ballot by passing a Special Resolution.

Mr. Subhash G. Kutte is a Chairman of Audit Committee and member of Nomination and Remuneration Committee and Stakeholder Relationship Committee.

In terms of Regulation 17 (1A) of SEBI (LODR) Regulations 2015, no listed entity shall continue the directorship of any person as a non-executive director who will attain the age of seventy five years unless a special resolution is passed to that effect.

The Nomination & Remuneration Committee and the Board of Directors at their meeting held on 19th May 2026 are of the opinion that the continued valuable contribution of Mr. Subhash G. Kutte and his expertise would serve a good purpose for the Company. He has an experience of four decades in the field of banking. He holds a bachelor's degree in commerce. Mr. Kutte acts as an "Advisor" to Ghatge Patil Industries Limited. He currently serves on the Board of several companies including Unity Small Finance Bank Limited, Centrum Capital Limited and Menon Pistons Limited. He was a chairman of RBL Bank Limited, Kolhapur Branch.

In the opinion of the Board, he fulfills the conditions specified in the Companies Act, 2013 and is independent of the management. The Board considers that his continued association as an Independent Director of the Company would be of immense benefit to the Company and stakeholders. It is in the interest of the Company to continue to avail the benefits of his knowledge, expertise and vast experience.

Other than Mr. Subhash G. Kutte, none of the directors, Key Managerial Personnel of the Company and their respective relatives, are concerned or interested in the above resolution, financially or otherwise.

The Board recommends the above mentioned resolution as set out in Item No.5 as a special resolution for your approval.

Annexure A

Details of Directors seeking appointment / re-appointment pursuant to Reg. 36 of the SEBI (Listing Obligations and Disclosure Requirements) Regulations, 2015 and Secretarial Standard-2 (SS-2) issued by the ICSI are as follows:

Particulars	Name of the Directors
	Mr. Subhash Gundappa Kutte
DIN	00233322
Date of Birth	04-11-1952
Age	74 Years
Nationality	Indian
Date of Appointment / Reappointment	08-01-2024
Tenure on Board	5 Years
Category / Designation	Independent Director
Qualification	B.Com & CA (Intermediate)
Nature of Expertise in Specific Functional Area / Skills Possessed	Expert in Banking & Finance field
Brief Resume	As mentioned in item no.5 of the Explanatory Statement.
Disclosure of relationships between directors inter-se	No relation
List of directorship held in other listed Companies	1. Centrum Capital Limited 2. The Ugar Sugar Works Ltd
List of Chairmanship and Membership of Various committees in listed companies	1. Chairman of Audit Committee of Synergy Green Industries Ltd. 2. Member of Nomination Committee of Synergy Green Industries Ltd. 3. Member of Audit Committee of Ugar Sugar Works Ltd. 4. Member of Risk Management Committee of Centrum Capital Limited.
Listed entities from which the Director has resigned in the past three years	N.A.
Terms and Conditions of Appointment / Re-appointment	N.A.
Shareholding	Nil
Last Drawn Remuneration	Nil
Remuneration sought to be paid (Proposed)	Except Sitting fees no remuneration is to be paid
No. of Board Meetings attended during the Financial Year 2025-26	6 (Six)
Skills and capabilities required for the role and the manner in which the Directors meet the requirements	Financial & Banking
Information as required pursuant to BSE Circular with ref. no. LIST/COMP/14/2018-19.	We affirm that Mr. Subhash Kutte is not barred from holding the office of a director by virtue of any order of SEBI or any other such authority. Nomination and Remuneration Committee and Board has also verified that Mr. Subhash Kutte is not barred from holding the office of Director pursuant to any SEBI order.

Item No.6:

In the Board meeting held on 20th May 2022 the resolution was passed by the Board for increase in borrowing limit upto Rs.200 crores considering enhancement in the foundry capacity as well as setting up an own Machine Shop. Also, the special resolution was passed in Annual General meeting which was held on 29th September 2022 of the Company.

Now according to the discussion held in the Board meeting held on 29th April 2026, there is a need for capital expenditure in the FY 2026-27 in the areas such as Additional space and material handling, Investments in production ramp up like mould boxes and machining tooling, auxiliary equipment and Equipment to enhance safety and environment. Hence once again it is prudent to increase the limit of Borrowing from Rs.200 Crores to Rs.250 Crores to comply with the 180(1)(c) of the Companies Act, 2013 to borrow the funds required for further expansion.

Consequently, it was thought prudent to obtain approval of Members for setting up the Borrowing Limits of the Company section 180(1)(c) of the Companies Act, 2013. Approval of Members by way of Special Resolution is required to borrow funds in excess of Paid-up Share Capital and Free Reserves of the Company.

Pursuant to section 180(1)(a) of the Companies Act, 2013, the Board of Directors can exercise powers to create mortgage and / or charge on the movable / immovable properties of the Company in favour of the lenders to secure their financial assistance only with the consent of Members as a Special Resolution.

The Board of Directors of the Company recommends approval of the members for these resolutions by way of Special Resolution set out in Item No.6.

None of the Directors and Key Managerial Personnel of the Company and their relatives are concerned or interested, financially or otherwise, in the resolution set out.

Item No.7:

Pursuant to the provisions of Section 148 of the Companies Act, 2013 read with the Companies (Audit and Auditors) Rules, 2014, and pursuant to the recommendation of Audit Committee and the Board in the meeting held on February 11, 2026, the remuneration of Rs.2,50,000/- (Rupees Two Lakh Fifty Thousand Only) as audit fees plus applicable taxes and out of pocket expenses (if any) at actual, payable to the Cost Auditors is required to be ratified by the Members of the Company.

Accordingly, consent of the Members is sought for ratification of the remuneration payable to M/s. Dhananjay V. Joshi & Associates, Cost Accountants, for the financial year 2026-27 as set out in the Resolution at Item No. 7 of the Notice.

The Board of Directors recommends the Ordinary Resolution set out at Item No. 7 of the Notice for approval of the Members.

None of the Directors, Key Managerial Personnel of the Company and their relatives are, in any way, concerned or interested, financially or otherwise, in the said Resolution

Item No.8:

The special business relates to seeking members' approval for acceptance / renewal of unsecured deposits from members. The Board of Directors, in their meeting held on 19th May, 2026, has approved the acceptance / renewal of unsecured deposits from members of the Company subject to your approval. The purpose for accepting / renewing unsecured deposits from Members is to fund the Expansion Project of the Company and augment long-term working capital needs of the Company.

Directors, being members of the Company, are interested or concerned in the above resolution.

The Board recommends the Ordinary Resolution as set out in Item No.8 of the Notice for approval by the Members.

By Order of the Board
For **Synergy Green Industries Limited**

Sachin R. Shirgaokar
Chairman & Managing Director
DIN:00254442

Date : May 19, 2026
Place: Kolhapur

Board's Report

To,
The Members,
Synergy Green Industries Limited.

Your Directors' have pleasure in presenting before you the 16th Annual Report of the Company along with audited financial statement for the year ended March 31, 2026.

Directors have tried to maintain coherence in disclosures and flow of the information by clubbing required information topic-wise and thus certain information which is required in Directors' Report is clubbed elsewhere and has to be read as a part of Directors' Report.

1. Financial Results

The following are the financial results of the Company for the year ended March 31, 2026:

Particulars	Standalone		Consolidated	
	For the Year ended on March 31, 2026	For the Year ended on March 31, 2025	For the Year ended on March 31, 2026	For the Year ended on March 31, 2025
Total Income	37,637.36	36,368.30	37,637.36	36,368.30
Profit Before Depreciation, Interest & Tax	4,932.18	5,369.91	4,932.00	5,369.91
Depreciation & Amortization	2,032.87	1,302.09	2,032.87	1,302.09
Finance Cost	2,078.61	1,569.23	2,078.61	1,569.23
Profit Before Tax / (Loss) & Exceptional items	820.70	2,498.59	820.52	2,498.59
Exceptional items (Statutory impact of New Labour Code)	65.42	-	65.42	-
Provision for Tax, (including deferred tax adjustment, short provision for tax) / MAT Credit entitlement	289.45	809.77	289.45	809.77
Profit after Tax / Net Profit / (Loss)	465.83	1,688.82	465.65	1,688.82
Other Comprehensive Income	36.55	17.17	36.55	17.17
Total Comprehensive Income for the period (Comprising Profit (Loss) and other Comprehensive Income for the period)	502.38	1,705.99	502.20	1,705.99
Earnings Per Share (EPS)	3.00	11.14	3.00	11.14

2. State of Company Affairs

- For the financial year 2025-26, your company has recorded total income of **Rs.37,637.36 Lakhs** as against **Rs.36,368.30 Lakhs** in the previous year and recorded a marginal **growth of 3.49%**.
- During the year, export revenues are **Rs.10,564.63 Lakhs** as against **Rs.9,777.44 Lakhs** during previous year. There is an increase in export sales by **8.05%**.
- During the year, absolute PBDIT stands at **Rs.4,932.18 Lakhs** as against **Rs.5,369.91 Lakhs** last year which shows reduction in PBDIT by **8.15%**.

d) During the year, Company achieved a Profit after Tax of **Rs. 465.83 Lakhs** as against **Rs. 1,688.82 Lakhs** during previous year.

3. Industry Update & Future Outlook

The global energy transition is not just a policy directive — it is an economic reality shaping industries and investments. By 2025, the global economy is expected to surpass \$112 trillion, with energy contributing around 7% of this figure. Within this landscape, renewables are projected to command a 70% share of world electricity generation by 2050, overtaking conventional sources through exponential growth in offshore wind, onshore wind, and solar energy. Governments across the globe — including India through its 'Panchamrit' commitments — are setting ambitious net zero, emissions reduction, and renewable capacity goals. From the Paris Agreement's 1.5°C target to India's pledge of sourcing 50% energy from renewables by 2030, the momentum is decisive. Further, the ongoing West Asia conflict and resulting energy crisis has intensified the global shift towards renewable energy, with focus on secure, independent and sustainable sources.

Global Renewable and Wind Energy Industry:

The global wind industry achieved a historic milestone in 2025, adding a record 165 GW of new capacity—an approximate 40% year-over-year increase. This surge brought total global wind capacity to nearly 1,300 GW, led primarily by robust onshore expansions in China, the United States, and India. This rapid acceleration is a critical step toward the COP28 mandate to triple global renewable capacity to 11,000 GW by 2030. Demand is being heavily stimulated by falling technology costs, the rollout of larger 15+ MW turbine and a maturing offshore sector that has surpassed 75 GW.

Offshore wind energy is also gaining momentum, with countries like Japan, South Korea, Australia, Vietnam, the Philippines, and Kenya setting ambitious targets. For instance, Japan aims to achieve 140 GW of offshore wind capacity by 2050, including 60 GW from floating offshore turbines.

The India perspective:

India is one of the world's leading and fastest-

growing wind energy markets. India added approximately 6.34 GW of wind capacity in 2025, marking a 85% increase and reclaiming the third position in the global wind market in 2025. As of end of 2025, India has 54.5 GW of installed onshore wind capacity.

The Ministry of New & Renewable Energy (MNRE) maintained its wind-specific Renewable Purchase Obligation (RPO) trajectory, targeting 8–10 GW of annual onshore wind tenders through 2030, focused on eight key states: Andhra Pradesh, Gujarat, Karnataka, Madhya Pradesh, Maharashtra, Rajasthan, Tamil Nadu, and Telangana.

Offshore wind remains a critical focus area for the long-term development of renewable energy. The Ministry of New and Renewable Energy (MNRE) aims to harness around 70 GW of offshore wind off the coasts of Gujarat and Tamil Nadu. In 2024, India announced a 4 GW tender in Tamil Nadu and a 500 MW project in Gujarat. To attract private investment, the government approved an INR 7,453 crore (USD 893 million) Viability Gap Funding (VGF) scheme to support 1 GW of offshore project capacity and port upgrades, along with an Inter-State Transmission System (ISTS) charge waiver until 2032, aimed at reducing early-stage project risks.

4. Economic Environment

In 2025, global growth is estimated to have reached 2.7 percent (as per World Bank Global Economic Prospect, January 2026). The ongoing conflict in the Middle East is creating unexpected headwinds. Elevated energy prices and supply chain disruptions will increase inflationary pressures across economies, dampen private consumption, and erode investor confidence.

India remained the fastest-growing major economy in FY26, with growth accelerating to 7.6%, supported by low inflation, rationalisation of Goods and Services Tax (GST) slab rates, and more accommodative monetary conditions. The government maintained high public capital expenditure (3.4% of gross domestic product in the first half of FY 2025-26), particularly in infrastructure and green-transition projects like investments in renewables.

Inflation stayed low for most of the year, with headline inflation averaging 1.9% in FY26. The Reserve Bank of India cut the policy rate by 125 bps before moving to a neutral stance.

Looking ahead, India's growth in FY27 is projected at 6.6% (as per World Bank), as the Middle East conflict raises energy prices, disrupts supply chains, and weighs on domestic and external demand. While India's macroeconomic buffers remain strong, the outlook underscores the importance of energy diversification, accelerate the transition to renewables, and prudent fiscal management.

5. Quality and Certifications

The Company's compliance with internationally recognised standards affirms our commitment to quality, safety, environment, energy efficiency, and information security. The Company has established advanced Good Manufacturing Practices (GMP), an NABL accredited laboratory for quality testing, state-of-the-art testing facilities at our plant, enabled by a highly qualified team.

The Company is certified for:

- ISO 9001:2015 – Quality Management
- ISO 14001:2015 – Environmental Management
- ISO 45001:2018 – Occupational Health and Safety
- ISO 50001:2018 – Energy Management
- ISO 27001:2022 – Information Security Management
- TPG Certified by PRI USA for foundry process and NDT inspection

Additionally, the company has secured BIS Certification for grey iron castings.

6. Dividend

The Company's overall performance during the financial year under review was flat. Based on the performance, the Board of Directors in their meeting held on May 19, 2026, have recommended Preference Dividend of Rs.10/- per Preference Shares of Rs.100/- each on 10% Redeemable Cumulative Preference Shares for

F.Y. 2025-26, subject to approval of members in the ensuing Annual General Meeting.

7. Details of Subsidiaries, Joint Venture (JV) or Associate Companies (AC)

The Company does not have any Subsidiary, Associate and Joint Venture Company. However, the Company has created Synergy Green Industries Limited ESOP Trust (the 'ESOP Trust') for providing share-based payments, as a vehicle for distributing shares to employees under Employee Stock Option Plan 2025. The Company has treated ESOP Trust as its Controlled entity. Accordingly, Consolidated Financial Statements of the Company for the financial year 2025-26, have been prepared in compliance with applicable Accounting Standards and on the basis of Audited Financial Statements of the Company and its subsidiary Company.

8. Amounts proposed to be carried to any Reserves

The Company has not transferred any amount to the reserves during the Financial Year ended on March 31, 2026.

9. Change in Capital Structure of the Company

During the year under consideration, there was no change in the Issued and Subscribed Capital Structure of the Company. However the Company has passed the special resolution through postal ballot dated April 22, 2025 for approval of Employee Stock Option Plan 2025 ("ESOP 2025") and the company has made all the ESOP Compliances and certificate for the same obtained from the Practicing Company Secretary in annexed as **Annexure-C** forming a part of Corporate Governance Report.

Further, during the year under report the Company has not made buyback of shares or has not issued Bonus Shares, Sweat Equity Shares, Equity with differential voting rights.

9A. Employee Stock Option Plan 2025 ("ESOP 2025")

The Nomination and Remuneration Committee and the Board of the Company had in its meeting held on March 18, 2025 approved the formulation of "Employees Stock Option Plan 2025" ("ESOP 2025") for grant of stock options

to eligible Directors and Employees of the Company.

The objective of this Scheme is to reward employees for their performance, attract and retain talent, and foster a strong sense of association with the Company's growth and profitability. The detailed Scheme is available at the Company's website at www.synergygreenind.com.

The total number of Options to be granted under the ESOP 2025 shall not exceed 0.50% of the Paid up Equity Share Capital of the company (i.e., not more than 77715 number of equity shares. Each Option when exercised would be converted into 1 (one) equity share of face value of Rs. 10/- (Rupees Ten) each fully paid-up i.e. the total of 22980 Equity Shares representing 0.15% of the total paid up share capital of the Company.

The equity shares to be allotted pursuant to the exercise of the stock options, shall rank pari-passu to the existing Equity Shares in all respects and would not be subject to lock-in.

The grants under the ESOP 2025 would be made in conformity with the applicable laws and ESOP 2025. No Stock Options were granted to the eligible employees under the ESOP 2025 during F.Y. 2025-26. Accordingly, as on March 31, 2026 there are no stock options that are either outstanding or exercisable. Further the Nomination and Remuneration Committee (NRC) of your Company has in its meeting held on August 21, 2025, has approved the grant of 22,980 Stock Options to the total of 30 eligible employees of the Company and its Subsidiary Company(ies), in India or outside India, in Tranche-I, under the ESOP 2025 ("Tranche - I Grant") through trust route. The Tranche -I Grant is effective from August 21, 2025. Each stock option carries the right to apply for and be allotted 1 (one) equity share of face value of Rs. 10 each of the Company. The Exercise Price for the above-mentioned Tranche - I Grant of Options shall be 70/- per Option (being granted at a discount of 87% of the Market

Price (rounded off) i.e. closing price of previous trading day from grant day) as approved by the NRC of the Company.

Further details pertaining to the vesting and exercise of the said Tranche- I Grant of Options is available at www.synergygreenind.com. There was no subsequent change made to the ESOP 2025 during the year under review and the said Scheme is in compliance with the SEBI (SBEBSE) Regulations, 2021. The Certificate from the Secretarial Auditor, Devendra Deshpande, proprietor of M/s. DVD & Associates, Peer Reviewed Firm of Company Secretaries in Practice (Firm Registration No. S2016MH35900D and COP No. 6515), on the implementation of ESOP 2025 in accordance with Regulation 13 of the SEBI (SBEBSE) Regulations 2021, and the Resolutions passed by the Members for ESOP 2025 has been uploaded on the Company's website at www.synergygreenind.com.

Furthermore, the Company has adhered to the applicable accounting standards in this regard.

Information as required under Regulation 14 read with Part F of Schedule I of the SEBI SBEB Regulations 2021 has been uploaded on the Company's website and can be accessed at the www.synergygreenind.com.

DISCLOSURES WITH RESPECT TO EMPLOYEE STOCK OPTION SCHEMES OF THE COMPANY PURSUANT TO REGULATION 14 OF THE SEBI (SHARE BASED EMPLOYEE BENEFITS AND SWEAT EQUITY) REGULATIONS, 2021 AS ON MARCH 31, 2026

During FY 2025-26, the Company had Synergy Green Industries Ltd. (SGIL) Employee Stock Option Plan 2025 ("ESOP 2025" / "Plan"):

During the financial year under review, there has been no material change in the Employee Stock Option Schemes ("ESOP 2025" / "Plan") of the Company and same are in compliance with the Companies Act, 2013 read with rules thereunder and the SEBI (Share Based Employee Benefits and Sweat Equity) Regulations, 2021 and other SEBI

Regulations, if any.

Disclosures required under Regulation 14 of SEBI (Share Based Employee Benefits and Sweat Equity) Regulations, 2021, are as under:

A. Relevant disclosures in terms of accounting standards prescribed by the Central Government in terms of section 133 of the Companies Act, 2013 (18 of 2013) including the 'Guidance note on accounting for employee share-based payments' issued in that regard from time to time.

For details, shareholders may refer to the audited financial statements which form part of the Integrated Annual Report FY2025-26.

B. Diluted EPS on issue of shares pursuant to all the schemes covered under the regulations shall be disclosed in accordance with 'Indian Accounting Standard 33 - Earnings Per Share' issued by Central Government or any other relevant accounting standards as issued from time to time.

Diluted EPS, as per standalone financial statements, for ESOP Schemes for the year ended March 31, 2026 is INR 3.00.

C. Details related to ESOP 2025

I. Description including the general terms and conditions of ESOP 2025 is as follows:

Sl. No.	Particulars	ESOP 2025
(a)	Date of shareholders' approval	April 22, 2025
(b)	Total number of options approved under ESOS	22,980
(c)	Vesting requirements	Vesting will commence one year after the date of grant at the rate of 33.33% of option granted or at such other rates as may be fixed by the Compensation Committee or Board.
(d)	Exercise price or pricing formula	Par value of Rs.70 /- each
(e)	Maximum term of options granted	3 years
(f)	Source of shares (primary, secondary or combination)	Secondary
(g)	Variation in terms of options	No variation/ modification/ amendment was made in the terms of options during the financial year 2025-26.

II. Method used to account for ESOS (Intrinsic or fair value): **Fair Value**

III. Where the company opts for expensing of the options using the intrinsic value of the options, the difference between the employee compensation cost so computed and the employee compensation cost that shall have been recognized if it had used the fair value of the options shall be disclosed. The impact of this difference on profits and on EPS of the company shall also be disclosed: **Not Applicable**

IV. Option movement during FY2025-26:

Particulars	ESOP 2025
-------------	-----------

Number of options outstanding at the beginning of the period i.e. April 1, 2025	0
Number of options granted (August 21, 2025) during the year	22,980
Number of options Cancelled/forfeited/ lapsed during the year	0
Number of options vested during the year	0
Number of options exercised during the year	0
Number of shares arising as a result of exercise of options	0
Money realized by exercise of options, if scheme is implemented directly by the Company (INR)	0
Loan repaid by the Trust during the year from exercise price received	0
Number of options outstanding at the end of the year i.e. March 31, 2026	22,980
Number of options exercisable at the end of the year i.e. March 31, 2026	0

V. Weighted-average exercise prices and weighted-average fair values of options shall be disclosed separately for options whose exercise price either equals or exceeds or is less than the market price of the stock:

- Weighted-average exercise price: Rs.70
- Weighted-average fair value of options granted during the year: INR 468.26.

VI. Employee wise details (name of employee, designation, number of options granted during the year, exercise price) of options granted to -

a. Senior managerial personnel as defined under Regulation 16(d) of the Securities and Exchange Board of India (Listing Obligations and Disclosure Requirements) Regulations, 2015:

Sl. No.	Name of the Senior Managerial Personnel	Designation	Number of Options granted during the year	Exercise Price of Options granted
1	Rama Balappa Birangaddi	Manager	675	70
2	Gajendra Vilas Kapadekar	Asst. Manager	375	70
3	Madan Pandharinath Ambekar	Sr. Manager	1200	70
4	Aditya Adinath Jarag	Assistant General Manager	1200	70
5	Nilesh Mohan Mankar	Manager	675	70
6	Pruthviraj Subhash Patil	Manager	1080	70
7	Vijay Vasant Patil	Assistant Manager	525	70
8	Bamana Chandra Rana	Dy. Manager	675	70
9	Sudhansu Shekhar Patra	Asst. Manager	375	70
10	Sandeep Shripati Khedkar	Asst. Manager	375	70
11	Umesh Dadaso Desai	Asst. Manager	375	70
12	Gomtesh Babasaheb Ketkale	Manager	810	70
13	Mahesh Hambirrao Chavan	Assistant Manager	525	70
14	Sandip Hambirrao Chavan	Dy. Manager	525	70

Sl. No.	Name of the Senior Managerial Personnel	Designation	Number of Options granted during the year	Exercise Price of Options granted
15	Sandip Shamrao Nikam	Assistant Manager	375	70
16	B. Dayanithi	Dy. Manager	525	70
17	Pandurang Yashwant Lohar	Assistant Manager	375	70
18	V. Manickavelusamy	Sr.Dy.General Manager	1800	70
19	S. Vimal	Dy. Manager	630	70
20	Mani Ganesan	General Manager	2700	70
21	Sandip Mahadev Jangam	Assistant Manager	525	70
22	Bhagwat Kisanrao Mane	Dy. General Manager	1500	70
23	Ratnakar Ramling Gade	Dy. Manager	810	70
24	Rahul Shrirang Parle	Dy. Manager	525	70
25	Pratik Dukande	Chief Financial Officer	1200	70
26	Dhairiyashil Rangrao Patil	Dy. Manager	525	70
27	Vrushbhanath S. Masutage	Dy. Manager	525	70
28	Jayjit Desai	Manager	675	70
29	Ashitosh Shrimandhar Aitawade	Assistant Manager	375	70
30	Sunil Kalgonda Patil	Dy. Manager	525	70

(a) Any other employee who receives a grant in any one year of option amounting to 5% or more of option granted during that year: **Nil**

(b) Identified employees who were granted option, during any one year, equal to or exceeding 1% of the issued capital (excluding outstanding warrants and conversions) of the company at the time of grant: **Nil**.

VII. A description of the method and significant assumptions used during the year to estimate the fair value of options including the following information:

(a) the weighted-average values of share price, exercise price, expected volatility, expected option life, expected dividends, the risk-free interest rate and any other inputs to the model:

Sl. No.	Particulars	2025-26
1	Stock Price (Rs.)	530.15
2	Strike/ Exercise Price (Rs.)	70.00
3	Expected Life of Options (no. of years)	2.00
4	Risk free rate of interest (%)	5.81%
5	Implied Volatility factor (%)	44.80%
6	Dividend Yield (%)	0.19%

(b) Method used and the assumptions made to incorporate the effects of expected early exercise: **Black-Scholes Options Pricing Model - The assumptions are stated in the above table.**

(c) How expected volatility was determined, including an explanation of the extent to which expected volatility was based on historical volatility - **Volatility of the Company is worked out**

on the basis of movement of stock price on NSE based on the price data for last 3 years up to the date of grant.

- (d) Whether and how any other features of the options granted were incorporated into the measurement of fair value, such as a market condition – **Not applicable**.

Details related to Trust:

The following details, *inter alia*, in connection with transactions made by the Trust meant for the purpose of administering the scheme under the regulations are to be disclosed:

(i) General information of scheme

Synergy Green Industries Ltd. (SGIL) Employee Stock Option Plan 2025 (w.e.f. April 22, 2025) are being administered through Synergy Green Industries Limited ESOP Trust.

Sl. No.	Particulars	Details
1	Name of the Trust	Synergy Green Industries Limited ESOP Trust
2	Details of the Trustee(s)	Mr. Madan Pandharinath Ambekar Mr. Rama Ballappa Birangaddi
3	Amount of loan disbursed by Company / ,during the year	INR 41,10,000
4	Amount of loan outstanding (repayable to company / as at the end of the year	INR 41,10,000
5	Amount of loan, if any, taken from any other source for which company / any company in the group has provided any security or guarantee	None
6	Any other contribution made to the Trust during the year	None. Except loan provided by the Company for purchase of Shares by the Trust

(ii) Brief details of transactions in shares by the Trust

Particulars	ESOP 2025
a) Number of shares held at the beginning of the year;	0
b) Number of shares acquired during the year through (i) secondary acquisition, as a percentage of paid up equity capital as at the end of the previous financial year, along with information on weighted average cost of acquisition per share;	8,000 0.05%
c) Number of shares transferred to the employees / sold along with the purpose thereof;	0
d) Number of shares held at the end of the year	8,000

(iii) In case of secondary acquisition of shares by the Trust:

Number of shares	8,000
As a percentage of paid-up equity capital as at the end of the year immediately preceding the year in which shareholders' approval was obtained	0.05%
Held at the beginning of the year	0
Acquired during the year	8,000
Sold during the year	0
Transferred to the employees during the year	0
Held at the end of the year	8,000

Provision of Money by Company for Purchase of its Own Shares by Employees or by Trustees for the Benefit of Employees: During the period under review, there we no instances for the company to comply with the provisions of Section 67 of the Companies Act, 2013.

10. Change in the nature of business, if any

During the Financial Year 2025-26 there was no change in the nature of business of the Company.

11. Material changes and commitments if any, affecting the financial position of the Company which have occurred between the end of the financial year of the Company to which the financial statements relate and the date of the report

There are no material changes affecting the financial position of the Company subsequent to the close of the Financial Year 2025-26 till the date of this Report.

12. Significant & material orders passed by the Regulators or Courts or Tribunals

There is no significant material orders passed by the Regulators or Courts or Tribunal, which would impact the going concern status of the Company and its future operation.

13. Board of Directors and Key Managerial Personnel

The Board of the Company comprises an optimum combination of Executive, Non-Executive and Independent Directors.

I. Directors appointed / re-appointed during the year and date of Report

- Mr. Chandan S. Shirgaokar (DIN:00208200), Director, retire by rotation and was re-appointed in the Annual General Meeting held on September 23, 2025.
- The appointment of Mr. Niraj S. Shirgaokar (DIN:00254525), Non Executive Director, was w.e.f. April 02, 2025 due to resignation by Mr. Shishir S. Shirgaokar due to his old age. Mr. Niraj Shirgaokar was appointed in the Board Meeting held on March 18, 2025. The Nomination & Remuneration Committee and the Board of Directors at their meeting held on March 18, 2025 are of the opinion that Mr. Shishir S. Shirgaokar stepped down from the position of Non-Executive Director of the Company due to his old age, it was proposed that Mr. Niraj Shishir Shirgaokar will be the fit and proper person to fill this vacancy of Non-Executive Director of the Company considering his seniority and varied experience.

- c) Mr. Sachin R. Shirgaokar was re-appointed as Chairman & Managing Director in the Board Meeting held on February 11, 2026 for a term of 3 years. His appointment was further confirmed by passing Special Resolution through Postal Ballot on March 21, 2026. Mr. Sachin Rajendra Shirgaokar, aged 60, serves as the Chairman & Managing Director and is a Promoter of our Company. He holds a Master of Business Administration degree from the USA and a Bachelor's degree in Mechanical Engineering from Karnataka University, Bijapur. Actively involved in company management since its inception, he brings over 34 years of industry experience. Mr. Shirgaokar began his career as a Junior Consultant with Sanderson & Associates, New York. Since 1991, he has served as Managing Director at S.B. Reshellers Private Limited. He holds several leadership positions, including Vice Chairman of Youth Development Cooperative Bank Limited, Chairman of India Institute of Foundry Men, Chairman of Gokul Shirgaon Manufacturing Association, and Confederation of Indian Industry. He was initially appointed to the Board as an Additional Director on April 1, 2013, and subsequently confirmed as Managing Director on October 5, 2013. He was further re-appointed as Chairman & Managing Director effective from April 1, 2026, for further period of three-years.
- d) Mr. V. S. Reddy was appointed as Additional Executive Director in the Board Meeting held on February 11, 2026 for a term of 3 years. His appointment was further confirmed by passing Special Resolution through Postal Ballot on March 21, 2026. Mr. Vendavagali Srinivasa Reddy aged 57 years, is the Whole Time Director of our Company. He holds a degree of Master in Technology from NIFFT, Ranchi and Bachelor in Mechanical Engineering from SKD University Andhra Pradesh. He has also completed Executive General Management from IIM Bangalore. He started his career in 1995 as technologist and acquired 29 years of experience in the Industry. He handled various responsibilities as product development, operation management, green field foundry project design and execution. He also worked with various companies like Simplex Casting Limited, U.P Steels, Larsen & Toubro Limited. He was originally appointed on the Board as Additional Director w.e.f. April 01, 2012 and regularized as Whole Time Director w.e.f. September 28, 2012 and Reappointed as Whole Time Director w.e.f. April 01, 2026 for a period of three years.
- e) Mr. Sohan S. Shirgaokar was re-appointed as Non Executive Director in the Board Meeting held on February 11, 2026 for a term of 5 years. His appointment was further confirmed by passing Special Resolution through Postal Ballot on March 21, 2026.
- Mr. Sohan Sanjeev Shirgaokar, aged 43, was serving as the Joint Managing Director and Promoter of our company. Mr. Sohan S. Shirgaokar has vide his letter informed the Company of his decision to relinquish the position of Joint Managing Director with effect from 1st April, 2026. Considering Mr. Sohan S. Shirgaokar's long association with the Company since its inception and his valuable contribution to the Company over the years, at the request of the Board and to continue to provide his guidance and experience by appointing him as a Non-Executive Director.
- He holds a Master of Business Administration and a Bachelor of Commerce degree from Shivaji University, Kolhapur. Actively involved in company management since its inception, he brings over 21 years of industry experience. Mr. Shirgaokar joined S.B. Resellers Private Limited in 2005 and currently holds the position of Joint Managing Director. He is a Chairman of the Indo American Chamber of Commerce, Pune Chapter, and serves on the board of the Kolhapur Engineering Association, the oldest engineering association in Kolhapur. Additionally, he chairs the CII South Maharashtra Zone and serves as a Co-opted Director of the Shirolu Manufacturers Association of Kolhapur. He also holds the position of Vice President at the Deccan Sugar Technologist's Association, Pune, with expertise in legal and financial matters related to the Companies Act and Income Tax Act.

II. Directors resigned during the year and date of Report

No director resigned during the reporting year.

III. KMP's appointed / resigned during the year and date of Report

There was no change in the composition of Key Managerial Persons (KMP).

IV. Directors / KMP who have been appointed / ceased to be Directors and / or KMP after the end of year and date of Report

- a. Dr. Mallappa Rachappa Desai, Independent Director of the Company, completed his second consecutive term of appointment as Independent Director in accordance with the provisions of Section 149 of the Companies Act, 2013 and the applicable provisions of the SEBI (Listing Obligations and Disclosure Requirements) Regulations, 2015 ("SEBI LODR Regulations") and accordingly cease to hold office as Independent Director with effect from **March 31, 2026**.

The Board places on record its sincere appreciation for the valuable guidance, professional expertise and contributions made by him during his tenure.

Based on the recommendation of the Nomination and Remuneration Committee (NRC), the Board of Directors at its meeting held on **February 10, 2026 and February 11, 2026 respectively** considered and approved the proposal for appointment of **Mr. Deepak Vidyadhar Dhadoti (DIN: 00511739)** as Independent Directors of the Company and the same was approved by the members by way of Special Resolution on March 21, 2026 through Postal Ballot for a term of **five (5) consecutive years** commencing from **April 01, 2026 to March 31, 2031**, and whose office shall not be liable to retire by rotation.

The Nomination and Remuneration Committee and the Board are of the opinion that the proposed appointees possess the requisite skills, experience, integrity and expertise and that their appointment would be in the best interest of the Company.

Brief profiles of Mr. Deepak V. Dhadoti:

Mr. Deepak Dhadoti is the Founder, Chairman and Managing Director of the Servocontrols Group of Industries and is a distinguished engineer and entrepreneur with extensive experience in precision engineering and aerospace manufacturing. Under his leadership, the Servocontrols Group has grown into a world-class organization supplying critical components to leading Indian and global institutions. His company has made valuable contributions to important national space and defence programs such as Chandrayaan, Mangalyaan and Aditya L1. He is widely respected for his role in promoting indigenous manufacturing, technological innovation and skill development, and for strengthening collaboration between industry and research institutions.

- b. Mrs. Prabha Prakash Kulkarni, Independent Director of the Company, completed her second consecutive term of appointment as Independent Director in accordance with the provisions of Section 149 of the Companies Act, 2013 and the applicable provisions of the SEBI (Listing Obligations and Disclosure Requirements) Regulations, 2015 ("SEBI LODR Regulations") and accordingly cease to hold office as Independent Director with effect from **March 31, 2026**.

The Board places on record its sincere appreciation for the valuable guidance, professional expertise and contributions made by her during her tenure.

Based on the recommendation of the Nomination and Remuneration Committee (NRC), the Board of Directors at its meeting held on **February 10, 2026 and February 11, 2026 respectively** considered and approved the proposal for appointment of **Mrs. Meghana Ashok Mulye (DIN: 02591433)** as Independent Directors of the Company and the same was approved by the members by way of Special Resolution on March 21, 2026 through Postal Ballot for a term of **five (5) consecutive years** commencing from **April 01, 2026 to March 31, 2031**, and whose office shall not be liable to retire by rotation.

The Nomination and Remuneration Committee and the Board are of the opinion that the proposed appointees possess the requisite skills, experience, integrity and expertise and that

their appointment would be in the best interest of the Company.

Brief profiles of Mrs. Meghana A. Mulye:

Mrs. Meghana A. Mulye is an accomplished business leader with over 25 years of professional experience in international business, strategic planning, corporate governance and marketing. She is presently serving as the Joint Managing Director of Poona Couplings Private Limited, where she has played a significant role in building the company's long-term vision and operational excellence. She is also actively associated with industry and professional bodies and contributes as a mentor and speaker on leadership, governance and women empowerment, with a strong focus on board effectiveness and responsible business practices.

V. The present Board of Directors and KMPs of the Company consists of:

Name of Director & KMP	Category & Designation
Mr. Sachin R. Shirgaokar	Chairman & Managing Director
Mr. Sohan S. Shirgaokar*	Joint Managing Director
Mr. Chandan S. Shirgaokar	Non-Executive Director
Mr. Niraj S. Shirgaokar	Non-Executive Director
Mr. V. S. Reddy	Executive Director
Mrs. Meghana A. Mulye**	Independent Woman Director
Mr. Dattaram P. Kamat	Independent Director
Mr. Deepak V. Dhadoti***	Independent Director
Mr. Meyyappan Shanmugam	Independent Director
Mr. Subhash G. Kutte	Independent Director
Mr. Pratik Dukande	Chief Financial Officer
Mr. Nilesh M. Mankar	Company Secretary

*Mr. Sohan Shirgaokar was designated as Non Executive Director w.e.f. April 01, 2026.

**Mrs. Prabha P. Kulkarni, ceased to be Independent Director due to completion of her 2nd term and Mrs. Meghana A. Mulye was appointed as Independent Director w.e.f. April 01, 2026 in her place.

***Dr. Mallappa R. Desai, ceased to be Independent Director due to completion of his 2nd term and Mr. Deepak V. Dhadoti was appointed as Independent Director w.e.f. April 01, 2026 in his place.

V. Directors proposed to be re-appointed at the ensuing Annual General Meeting

Mr. Niraj S. Shirgaokar (DIN: 00254525), Non-Executive Director, retires by rotation at the ensuing Annual General Meeting and being eligible, offer himself for re-appointment.

VI. Policy on Director's Appointment and Remuneration

The policy of the Company on Directors appointment and remuneration, including criteria for determining qualifications, positive attitudes, independence of the directors and other matters provided under section 178(3) of the Act and the listing regulations adopted by the Board is available on the web site of the Company and details of remuneration paid to the Directors are provided in **Annexure IV**. We affirm that remuneration paid to the Directors is as per the terms laid down in the Nomination and Remuneration Policy of the Company.

14. Declaration from Independent Directors

During the year under review, all Independent Directors have given a declaration that they meet the criteria of Independence as laid down under Section 149(6) of the Companies Act, 2013.

15. Number of Board Meetings held

Total 6 (six) Board Meetings were held during the financial year 2025-26 on:

1. May 09, 2025	2. August 08, 2025
3. August 21, 2025	4. September 24, 2025
5. November 13, 2025	6. February 11, 2026

The intervening gap between the meetings was within the period prescribed under the Act, Secretarial Standards issued by the ICSI and Listing Regulations.

16. Particulars of Employees

The particulars of employees pursuant to Section 197 of the Companies Act, 2013 read with Sub-Rule (2) and (3) of Rule 5 of the Companies (Appointment and Remuneration of Managerial Personnel) Rules, 2014, forms part of this Report as an **Annexure - IV**.

17. Committees

The Company has constituted Audit Committee, Nomination & Remuneration Committee and Stakeholder Relationship Committee. Further The details of constitution of these committees are furnished below:

Audit Committee:

Name of Director	Nature of Directorship
Mr. Subhash G. Kutte	Independent Director (Chairman)
Mrs. Meghana A. Mulye*	Independent Director
Mr. Dattaram P. Kamat	Independent Director
Mr. Deepak V. Dhadoti*	Independent Director
Mr. Chandan S. Shirgaokar	Non-Executive Director

*Appointed as member of Audit Committee w.e.f. April 01, 2026 and Mrs. Prabha Kulkarni and Dr. Mallappa Desai were ceased to be a member w.e.f. 31.03.2026 due to completion of their term.

Nomination and Remuneration Committee:

Name of Director	Nature of Directorship
Mr. Dattaram P. Kamat	Independent Director (Chairman)
Mrs. Meghana A. Mulye*	Independent Director
Mr. Subhash G. Kutte	Independent Director

*Appointed as member of N&R Committee w.e.f. April 01, 2026 and Mrs. Prabha Kulkarni ceased to be a member w.e.f. 31.03.2026 due to completion of her term.

Stakeholders Relationship Committee:

Name of Director	Nature of Directorship
Mrs. Meghana A. Mulye*	Independent Director (Chairman)
Mr. Dattaram P. Kamat	Independent Director
Mr. Niraj S. Shirgaokar	Non-Executive Director

*Appointed as member of Stakeholders Relationship Committee w.e.f. April 01, 2026 and Mrs. Prabha Kulkarni ceased to be a member w.e.f. 31.03.2026 due to completion of her term.

Additionally, during the financial year ended March 31, 2026, the meeting of Independent Directors held on January 29, 2026 in Compliance with requirement of Schedule IV of the Companies Act, 2013

and Regulation 25 (3) of the SEBI (Listing Obligations & Disclosure Requirements) Regulations 2015.

18. Disclosure Under, The Sexual Harassment of Women at Workplace (Prevention, Prohibition and Redressal) Act, 2013

The Company has duly Constituted Internal Complaints Committee under the Sexual Harassment of Women at Workplace (Prevention, Prohibition and Redressal) Act, 2013. Based on Annual Report of said Committee and as per Section 21 of the Sexual Harassment of Women at Workplace (Prevention, Prohibition and Redressal) Act, 2013, the disclosure details are as follows:

Constitution of Committee as on date of this report

a) Members of Committee:

Name	Role in Committee
Ms. Rima Patil	Presiding Officer & Asst. Officer – HR & Admin.
Mr. M. Ganesan	Member & General Manager – Operations
Ms. Shreya Shirgaokar	Associate Vice President
Ms. V. Manasa Reddy	Associate Vice President
Dr. Kalindi Ranbhare	External Member (NGO)
Mr. Sandip Jangam	Member & Dy. Manager– HR & Admin.
Ms. Shobha Shintre	Member & Jr. Officer – HR & Admin.

b) Report of Committee:

Particulars	Details
Number of complaints received during the year	Nil
Number of complaints disposed off during the year	NA
Number of cases pending for more than ninety days	NA
Number of workshops or awareness program carried out against sexual harassment during the year	Nil
Action taken by the Company	NA

19. Vigil Mechanism / Whistle Blower

The Company has adopted a Vigil Mechanism Policy, to provide a formal mechanism to the Directors and employees to report their concerns about unethical behavior, actual or suspected fraud or violation of the Company's Code of Conduct or Ethics Policy. The Policy provides for adequate safeguards against victimization of employees who avail of the mechanism and also provides for direct access to the Chairman of the Audit Committee. It is affirmed that no personnel of the Company have been denied access to the Audit Committee.

20. Development and Implementation of Risk Management Policy

The Company has in place a mechanism to identify, assess, monitor, and mitigate various risks to key business set-up for the Company. As a part of the Risk Management Policy, the relevant parameters for the protection of the environment, safety of operations and health of people at work are monitored regularly. However, the Company doesn't fall under the applicability of the formation of the Risk Management Committee under regulation 21 of SEBI (LODR) Regulations 2015.

The Board does not foresee any risk which might threaten the existence of the Company.

21. Deposits

The Company has accepted deposits from its members amounting to Rs.60.00 lakhs and repaid Rs.190.00 lakhs during the financial year 2025-26 as covered as well as exempted under the provisions of section 73 of the Companies Act, 2013, read with Companies (Acceptance of Deposit) Rules, 2014.

The deposits amounting to Rs.507.50 lakhs are yet to be matured.

Following are the disclosures relating to Deposits accepted:

Particulars	Amount in Lakhs
Details of deposits accepted during the year	60.00
Deposits remaining unpaid or unclaimed as at the end of the year	Nil
Deposits yet to be matured	507.50
Default in repayment of deposits or payment of interest thereon during the year; if so, the number of such cases and the total amount involved; at the beginning of the year; maximum during the year; at the end of the year.	Nil
Details of deposits which are not in compliance with the requirements of the Act.	Nil

Credit Rating

As per the provisions of section 73 of the Companies Act, 2013, credit rating for the outstanding deposits and proposed deposits was obtained from Crisil Ratings on May 29, 2025. The Agency had assigned the Rating of "BBB-/Stable" (pronounced as CRICIL Triple B minus rating with Stable outlook) for the Deposits.

22. Conservation of Energy, Technology Absorption, Foreign Exchange Earnings and Outgo

A] Conservation of Energy

Energy optimization remained a key focus area during the year, with the Company investing in multiple initiatives to improve operational efficiency, and optimize energy consumption & costs.

a. As part of the Company's carbon footprint reduction initiatives, captive solar generation capacity was increased from **2 MW to 10 MW**. This is expected to support production of approximately **14,000 MT**. Further, recent reforms in third-party open access policies provide an opportunity to secure an additional **6 MW of wind energy access** (through PPA), with plans to increase the renewable energy portfolio to support production of up to **20,000 MT**.

b. The Company successfully completed its **brownfield foundry expansion**, which is expected to reduce power consumption by approximately **5%** through economies of scale.

c. To institutionalize continuous improvement in energy performance, the Company successfully obtained **ISO 50001 certification** for its Energy Management Systems.

d. All major energy-consuming equipment has been equipped with **VFD drives** integrated with smart meters and connected to a centralized energy monitoring system. This enables real-time monitoring of energy consumption patterns and supports timely optimization measures.

B] Technology Absorption

The Company undertook several technological initiatives during the year to enhance manufacturing efficiency, productivity, and operational reliability.

a. To improve safety and productivity in the removal of risers, the Company adopted **de-rising hammer technology**.

b. As part of its **Industry 4.0 initiative**, the Company implemented shopfloor digitization through **IoT-enabled systems** to facilitate smart data management and improve quality, productivity, and cost efficiency.

c. To improve operational reliability, reduce production cycle time, and optimize logistics and operational costs, the Company commissioned a **state-of-the-art machining and surface treatment facility**.

d. An **Infrared Oven** was installed to reduce coating cycle time and improve process efficiency.

e. The implementation of the **thermal reclamation plant** significantly improved sand reclamation capability from **90% to 98%**

C] Foreign Exchange Earnings & Outgo:

a. By enlarge all the input material is procured from local suppliers.

b. There is continuous effort in minimizing the imports and reduce the consumption of import material.

c. During the year, the total foreign exchange outgo is **Rs.7,170.86** lakhs and the total foreign exchange earned was equivalent to

Rs.10,564.63 lakhs.

23. Corporate Social Responsibility (CSR)

The report as per section 135 of the Companies Act 2013 read with Companies (Corporate Social Responsibility Policy) Rules, 2014 is attached as **Annexure III**.

24. Auditors

i) Statutory Auditors

The Company's Auditors, M/s. D A B and Associates, Chartered Accountants, having FRN - 101119W retire at the ensuing Annual General Meeting of the Company. They have completed their tenure of five years and it is proposed to appoint M/s P. G. Bhagwat LLP, Chartered accountants. M/s P. G. Bhagwat LLP, Chartered Accountants, having FRN - 101118W/W100682 are proposed to be appointed as a Statutory Auditor for the period of 5 years i.e. from the conclusion of the ensuing Annual General Meeting till the Annual General Meeting to be held for the year 2031 at a remuneration as recommended by the Board and approved by the members. They have confirmed their eligibility under Section 141 of the Companies Act, 2013 and the Rules framed thereunder for appointment as a Statutory Auditors of the Company.

ii) Secretarial Auditors

pursuant to Regulation 24A of SEBI (Listing Obligations and Disclosure Requirements) Regulations, 2015, read with the provisions of Section 204(1) of the Companies Act, 2013 along with the applicable Rules thereunder, and other applicable provisions, if any, of the Companies Act, 2013 and based on the recommendation of the Audit Committee, the Board of Directors of the Company has appointment of M/s. DVD & Associates, Company Secretaries (Firm Registration No. S2016MH35900D and Peer review No. 1164/2021) as the Secretarial Auditors of the Company, to hold office for a period of 5 (five) consecutive years to conduct Secretarial Audit of the Company from the Financial Year ended March 31, 2026 to the financial Year ended March 31, 2030, on such terms of remuneration, including revisions during the tenure, if any, as may

be approved by the Board, based on the recommendation of Audit Committee.

The Report of the Secretarial Audit for the Financial Year 2025-26 is annexed herewith as an **Annexure II** to this Report.

There are no qualifications, reservations or adverse remarks or disclaimers made by the Secretarial Auditors in their report

iii) Cost Auditors

Pursuant to provisions of section 148 of Companies Act 2013, M/s. Dhananjay V. Joshi & Associates, Cost Accountants (Firm Registration No.000030) have been newly appointed for conducting audit of cost records maintained by the Company for the products, applicable as per Companies (Cost Records and Audit) Amendment Rules, 2014 for F.Y. 2026-27. The Audit Committee of the Company has also recommended the appointment of M/s. Dhananjay V. Joshi & Associates, Cost Accountants, as Cost Auditor of the Company. Their remuneration is subject to approval by the Members.

Maintenance of Cost Records:

Company is duly maintaining cost records as specified by the Central Government under sub-section (1) of section 148 of the Companies Act, 2013.

iv) Internal Auditor

The Board has continued to appoint Mr. Jitendra M. Patil, Chartered Accountant and Senior Officer -Accounts of the Company, as an Internal Auditor of the Company for the F.Y. 2026-27 pursuant to the provisions of Section 138 of the Companies Act, 2013 read with Rule 13 of the Companies (Accounts) Rules, 2014 of the Companies Act, 2013. Hence there is no change in the appointment of Internal Auditor of the Company.

25. Explanation or Comments of Statutory Auditors and Secretarial Auditor

The Notes on financial statements referred

to in the Auditors report are self-explanatory and do not call for any further comments. The Statutory Auditors Report and Secretarial Audit Report do not contain any qualification, reservation or adverse remarks.

26. Directors Responsibility Statement

Pursuant to the requirement of Section 134(5) of the Companies Act, 2013, the Directors state:

That in the preparation of the Annual Accounts for the year ended March 31, 2026, the applicable Accounting Standards have been followed along with proper explanations relating to material departures, if any;

That they have selected such accounting policies and applied them consistently and made judgments and estimates that are reasonable and prudent so as to give a true and fair view of the state of affairs of the Company at the end of the financial year and of the profit of the Company for the period;

They have taken proper and sufficient care for the maintenance of adequate accounting records in accordance with the provisions of this Act, for safeguarding the assets of the Company and for preventing and detecting fraud and other irregularities;

That the annual financial statements have been prepared on a going concern basis;

That they have laid down internal financial controls to be followed by the Company and that such internal financials controls are adequate and are operating effectively.

That they have devised proper systems to ensure compliance with the provisions of all applicable laws and that such systems were adequate and operating effectively.

27. Annual Return

As required under Section 92(3) of the Act and the Rules made thereunder and amended from time to time, the Annual Return of the Company in prescribed Form MGT-7 is available on the website of the Company at <https://synergygreenind.com/investors-relations/>.

28. Particulars of Loans, Guarantees and Investments

The Company has not given any loan or

guarantee or security. The details of investment made by company under Section 186 of the Companies Act, 2013 are disclosed in Note no.2 (Financial Assets: Investments).

29. Particulars of Related Party Transactions

All transactions entered into with Related Parties as defined under Section 2(76) of the Companies Act, 2013 during the financial year were in the ordinary course of business and at an arm's length pricing basis and do not attract the provisions of Section 188 of the Companies Act, 2013.

The Company has formulated a policy on materiality of Related Party Transactions and on dealing with Related Party Transactions. The Company has also taken omnibus approval from Audit Committee held on May 19, 2026 for the F.Y. 2026-27.

The particulars of related party transactions in prescribed Form AOC - 2 are attached as **Annexure I**.

30. Board Evaluation

Pursuant to the provisions of the Companies Act, 2013 and Regulation 17(10) of the Regulations, the Board has carried out performance evaluation of its own performance and that of its committees and individual Directors.

31. Familiarisation Program:

The Company regularly provides orientation and business overview to its directors by way of detailed presentations by the various business and functional heads at Board meetings and through other interactive programs. Such meetings/programs include briefings on domestic and global business of the Company. Besides this, the Directors are regularly updated about Company's new projects, expansion plans, changes in regulatory environment and strategic direction.

The Board members are also provided relevant documents, reports and internal policies to facilitate familiarization with the Company's procedures and practices, from time to time.

The details of programmes for familiarisation for Independent Directors are posted on the website of the Company and can be accessed at <https://synergygreenind.com/investors-relations/>.

32. Disclosures by Directors:

The Board of Directors have submitted a notice of interest in Form MBP 1 under Section 184(1) as well as intimation by Directors in Form DIR 8 under Section 164(2) and declaration as to compliance with the Code of Conduct of the Company.

33. Code of Conduct for Prohibition of Insider Trading:

Based on the requirements under SEBI (Prohibition of Insider Trading) Regulations, 2015, as amended from time to time, the code of conduct for prevention of insider trading, as approved by the Board from time to time, is in force. The objective of this Code is to protect the interest of shareholders at large, to prevent misuse of any price-sensitive information, and to prevent any insider trading activity by dealing in shares of the Company by its Directors, designated employees, connected persons and other employees. The Company also adopts the concept of Trading Window Closure, to prevent its Directors, Officers, designated employees, connected persons and other employees from trading in the shares of the Company at the time when there is unpublished price sensitive information.

The Policy is available on the website of the Company at <https://synergygreenind.com/investors-relations/>

34. Code of Conduct for Independent Directors:

The Board has also laid down a Code of Conduct for Independent Directors pursuant to Section 149(8) and Schedule IV to the Companies Act, 2013 via terms and conditions for appointment of Independent Directors, which is a guide to professional conduct for Independent Directors and has been uploaded on the website of the Company at following web link:

<https://synergygreenind.com/investors-relations/>

35. Finance and Accounts:

Financial Statement has been prepared in accordance with accounting standards as issued by the Institute of Chartered Accountants of India and as specified in Section 133 of the Companies Act, 2013 and the relevant rules

thereof and in accordance with Regulation 33 of SEBI (Listing Obligations and Disclosure Requirements) Regulation, 2015. IND AS is applicable to the Company. The estimates and judgments relating to the Financial Statements are made on a prudent basis, so as to reflect in a true and fair manner, the form and substance of transactions and reasonably present the Company's financial position.

36. Fraud Reporting:

There have been no frauds reported by the Auditors of the Company to the Audit Committee or the Board of Directors under sub-Section (12) of Section 143 of the Companies Act, 2013 during the financial year.

37. Non-Disqualification of Directors:

All the Directors of the Company are non-disqualified and certificate for the same obtained from the Practising Company Secretary in annexed as **Annexure-A** forming a part of Corporate Governance Report.

38. Business Responsibility Statement:

Your Company does not fall under Top 1000 listed entities as per Market Capitalization. Hence, the Business Responsibility Report for the financial year, as stipulated under Regulation 34 of the SEBI (Listing Obligations and Disclosure Requirements) Regulations, 2015 is not enclosed to this Annual Report.

39. Corporate Governance

The Company has been following good Corporate Governance since its inception. The shares of the Company are listed on BSE Ltd. and National Stock Exchange of India Ltd. We are regularly and timely complying with the requirements as per the Listing Agreements. The Company has paid annual listing fees for the Financial Year 2026-27. As required by SEBI Guidelines, a Corporate Governance Report, including the Auditor's Certificate on Corporate Governance is annexed as **Annexure V**.

40. Internal Control Systems and their adequacy

The Company has an Internal Control Framework, which is commensurate with the size, scale and complexity of its operations. This framework ensures adequate safeguards and process to address the evolving business requirements. The Company has in place

adequate internal financial controls with reference to financial statements. The Company adopted Internal Audit Programme specifying mission, scope of work, independence, accountability, responsibility and authority of the said Internal Audit. The Company has also appointed Mr. Jitendra M. Patil, Sr. Officer-Accounts as internal auditor of the Company for conducting Internal Audit.

In order to ensure that all these systems are working smoothly and with no errors or malfunctions, the Company has an Internal Audit System, which covers various functional areas within the Company as per the audit program drawn up in consultation with the audit committee on an annual basis.

Strengthening of controls is a continuous and evolving process in the Company. The management undertakes preventive and corrective actions, which are then horizontally deployed across the organization. During the year, such controls were put to test and no reportable material weaknesses were observed, either in framing the controls or their implementation.

In addition, the Company has an Audit Committee, which oversees the various aspects of the financial and other controls, including annual operating plans, quarterly reporting of performance, annual accounting etc.

41. Company's Policy on Directors', Key Managerial Personnel's and Senior Management Personnel Appointment and Remuneration

The Company has adopted Nomination and Remuneration Policy based on recommendations of Nomination and Remuneration Committee of the Company, for

selection and appointment of Directors, Key Managerial Personnels, Senior Management and fixing their remuneration. Disclosures of the ratio of the remuneration of each Director to the median employee's remuneration and other details as required pursuant to Section 197(12) of the Companies Act, 2013 read with Rule 5(1) of the Companies (Appointment and Remuneration of Managerial Personnel) Rules, 2014 as amended from time to time, is provided as "**Annexure IV**".

The Policy is placed on the Company's website, viz <https://synergygreenind.com/investors-relations/>

42. Compliances with respect to applicable Secretarial Standards

The Company has ensured compliance with the applicable Secretarial Standards issued by the Institute of Company Secretaries of India.

43. Insolvency and Bankruptcy Code Update:

No application has been made / No proceeding is pending under the Insolvency and Bankruptcy Code, 2016 during the year under review.

44. Valuation for one time settlement with Bank and Financial Institution:

The Company has not made any valuation for one-time settlement with banks and financial Institution. Hence, there is no reason for elaboration on the said aspect.

45. Acknowledgements

Your directors would like to place on record their appreciation for the support to the Company received from the Employees at all levels. Our growth was made possible by their hard work, solidarity, co-operation and support. We would also like to thank our Bankers, Associates and all other clients and well-wishers.

For and on behalf of the Board of Synergy Green Industries Limited

Place : Kolhapur
Date : May 19, 2026

Sachin R. Shirgaokar
Chairman & Managing Director
DIN : 00254442

Sohan S. Shirgaokar
Joint Managing Director
DIN : 00217631

ANNEXURE - I Form No. AOC-2

(Pursuant to clause (h) of sub-section (3) of section 134 of the Act and Rule 8(2) of the Companies (Accounts) Rules, 2014)

- Details of contracts or arrangements or transactions not at Arm's length basis: NIL
- Details of material contracts or arrangement or transactions at arm's length basis:

Sl.	Particulars	1	2	3.	4.
1	Name(s) of the related party	S. B. Reshellers Pvt. Ltd.	The Ugar Sugar Works Ltd.	Tara Tiles Pvt. Ltd.	Airochem Engineering Co.
2	Nature of relationship	Company with common Directorship	Director's holding >2%	Company with common Directorship	Independent Director is a partner
3	Nature of Contracts /arrangements/ transactions	Purchase of castings, obtaining services such as machining, repairs to moulds, manufacturing of moulds, payment of rents, sale of scrap & shot blasting service given and Purchase of Sugar, mfg. of interlocking paving blocks, Design tiles and cement base products.			
4	Duration of the contracts/ arrangements / sactions	01.04.2025 to 31.03.2026			
5	Salient terms of the contracts or arrangements or transactions including the value	1. Purchase of Other items ₹ 3,49,26,713/- 2. Purchase of Fixed Asset ₹ 4,81,30,375/- 3. Office Rent Paid ₹ 3,30,756/- 4. Labour Charges paid ₹ 14,08,402/- 5. Sales of Scrap ₹ 12,14,820/-	Purchase of other items ₹ 1,65,010/-	Purchase of fixed Assets ₹ 17,17,466/-	Purchase of fixed Assets ₹ 1,45,70,400/-
6	Justification for entering into such contracts or arrangement or transactions	Transactions are done on the basis of comparison of quotations received from similar parties in the market and earlier performance of the party, quality of supply and service. Also, recommendations by our technical team have been considered. All the transactions are done at the fair market value and are at arm's length basis.			
7	Date(s) of approval by the Board	Omnibus Approval for all related party transaction has been obtained in Audit Committee Meeting as well as Board Meeting held on May 09, 2025.			
8	Amount paid as advances, if any	Nil			

For Synergy Green Industries Limited

Sachin R. Shirgaokar
Chairman & Managing Director
DIN : 00254442

Sohan S. Shirgaokar
Joint Managing Director
DIN : 00217631

ANNEXURE - II FORM NO. MR-3 SECRETARIAL AUDIT REPORT

FOR THE FINANCIAL YEAR ENDED 31ST MARCH 2026

[Pursuant to Section 204 (1) of the Companies Act, 2013 and Rule 9 of the Companies (Appointment and Remuneration of Managerial Personnel) Rules, 2014]

To,
The Members
Synergy Green Industries Limited

392 E Ward Shahupuri, Kolhapur, 416001
We have conducted the secretarial audit of the compliance of applicable statutory provisions and the adherence to good corporate practices by **M/s. SYNERGY GREEN INDUSTRIES LIMITED** (hereinafter called "the Company")

Secretarial Audit was conducted for the year from 1st April 2025 to 31st March 2026, in a manner that provided us a reasonable basis for evaluating the corporate conducts/statutory compliances of the Company and expressing our opinion thereon. We have been engaged as Secretarial Auditors of the Company to conduct the Audit of the Company to examine the compliance of Companies Act and the laws specifically listed below.

Based on our verification of the Company's books, papers, minute books, forms and returns filed and other records maintained by the Company and also the information provided by the Company, its officers, agents and authorized representatives during the conduct of secretarial audit, we hereby report that in our opinion, the Company has, during the audit period covering the financial year ended on 31st March 2026 ("Audit Period"), complied with the statutory provisions listed hereunder and also that the Company has proper Board-processes and legal compliance mechanism in place to the extent, in the manner and subject to the reporting made hereinafter:

We have examined the books, papers, minute books, forms and returns filed and other records maintained by the Company for the financial year ended on 31st March 2026. The following are our observations on the same:

(i) The Companies Act, 2013 (the Act) and the Rules made there under:

The Company has satisfactorily complied with the provisions of the Companies Act, 2013 and the Rules made there under and there are

no discrepancies observed by us during the period under review.

(ii) The Securities Contracts (Regulation) Act, 1956 ('SCRA') and the Rules made there under:

The Company has satisfactorily complied with The Securities Contracts (Regulation) Act, 1956 ('SCRA') and the Rules made there under.

(iii) The Depositories Act, 1996 and the Regulations and Bye-laws framed there under:

The Company is a listed public company and 100% of the shares are in dematerialised form and the Company has complied with the provisions of The Depositories Act, 1996 and the Regulations and Bye-laws framed there under.

(iv) Foreign Exchange Management Act, 1999 and the rules and regulations made there under:

The Company has satisfactorily complied with the provisions of the Foreign Exchange Management Act, 1999 and the rules and regulations made there under to the extent of Foreign Direct Investment, Overseas Direct Investment and External Commercial Borrowings and there are no discrepancies observed by us during the period under review.

(v) The following Regulations and Guidelines prescribed under the Securities and Exchange Board of India Act, 1992 ('SEBI Act'):-

- The Securities and Exchange Board of India (Substantial Acquisition of Shares and Takeovers) Regulations, 2011:
- The Securities and Exchange Board of India (Prohibition of Insider Trading) Regulations, 2015:

- (c) The Securities and Exchange Board of India (Issue of Capital and Disclosure Requirements) Regulations, 2018: **(Not applicable for the period under review)**
- (d) Securities and Exchange Board of India (Share Based Employee Benefits and Sweat Equity) Regulations, 2021:
- (e) Securities and Exchange Board of India (Delisting of Equity Shares) Regulations, 2021: **(Not applicable for the period under review)**
- (f) Securities and Exchange Board of India (Issue and Listing of Non-Convertible Securities) Regulations 2021 **(Not applicable for the period under review)**
- (g) The Securities and Exchange Board of India (Registrars to an Issue and Share Transfer Agents) Regulations, 1993 regarding the Companies Act and dealing with client: **(Not applicable for the period under review)**
- (h) The Securities and Exchange Board of India (Buyback of Securities) Regulations, 2018: **(Not applicable for the period under review)**
- (i) Securities and Exchange Board of India (Listing Obligations and Disclosure Requirements) Regulations 2015:

The Company is a listed Company and provisions of Regulations and Guidelines mentioned above and prescribed under the Securities and Exchange Board of India Act, 1992 ('SEBI Act') are duly complied by the Company. The Company has received certain observations from BSE Limited on the submissions made by the Company and the company has replied to these observations satisfactorily. No order has been passed by the stock exchange regarding these observations during the financial year.

(vi) Other applicable laws:

There are no other laws which are specifically applicable to the Company.

(vii) The Company has a Compliance Management System installed and which is running effectively and efficiently for the Compliances of General Laws as specified by the directives issued by the Institute of Company Secretaries of India. We further report that there are

adequate systems and processes in the Company commensurate with the size and operations of the Company to monitor and ensure compliance with applicable laws, rules, regulations and guidelines.

We have also examined compliance with the applicable clauses of the following:

- (i) Secretarial Standards issued by The Institute of Company Secretaries of India. The Company has duly complied with the Secretarial Standards for the period under review.
- (ii) The Listing Agreement entered into by the Company with BSE Limited, National Stock Exchange of India Limited and SEBI (Listing Obligations and Disclosure Requirements) Regulations, 2015 (SEBI LODR).
During the period under review the Company has complied with the provisions of the Act, Rules, Regulations, Guidelines, Standards etc. as mentioned above which are applicable.

We further report that:

The Board of Directors of the Company is duly constituted with proper balance of Executive Directors, Non-Executive Directors and Independent Directors.

Adequate notice is given to all Directors to schedule the Board Meetings, agenda and detailed notes on agenda are sent at least seven days in advance and a system exists for seeking and obtaining further information and clarifications on the agenda items before the meeting and for meaningful participation at the meeting.

Majority decision is carried through while the dissenting members' views are captured and recorded as part of the minutes.

There are no major decisions, specific events / actions have occurred which has a major bearing on the Company's affairs in pursuance of the above referred laws, rules, regulations, guidelines, standards, etc. except the following-

1. The Company has passed the resolution for appointment of Mr. Niraj Shishir Shirgaokar (DIN:00254525) as an Additional Non-Executive Director of the Company w.e.f. 02nd April 2025 and further the Company has taken shareholders' approval for his appointment as Directors of the Company through Postal Ballot

on 20th April 2025 and has complied with the provisions of SEBI LODR, 2015 and Companies Act, 2013.

2. The Company has passed a Special Resolution of Shareholders for approval of Synergy Green Industries Ltd. (SGIL) Employee Stock Option Plan 2025 through Postal Ballot on 22nd March 2026.
3. The Company has passed the resolution for appointment of Mr. Deepak Dhadoti (DIN:00511739) as Additional Independent Director and Mrs. Meghana A. Mulye (DIN: 02591433) Additional Independent Director w.e.f. 01st April 2026 and further the Company has taken shareholders' approval for their appointment as Directors of the Company through Postal Ballot on 22nd March 2026 and has complied with the provisions of SEBI LODR, 2015 and Companies Act, 2013.
4. The Company has passed the resolution for re-appointment of Mr. Sachin Rajendra Shirgaokar (DIN: 00254442) as Chairman and Managing Director for a period of 3 years w.e.f. 1st April 2026 and further the Company has taken shareholders' approval for his re-appointment through Postal Ballot on 22nd March 2026.

5. The Company has passed the resolution for re-appointment and change in designation of Mr. Sohan S. Shirgaokar (DIN: 00217631) as Non-executive Director for a period of 5 years w.e.f. 1st April 2026 and further the Company has taken shareholders' approval for his re-appointment through Postal Ballot on 22nd March 2026.
6. The Company has passed the resolution for re-appointment of Mr. Vendavagali Srinivasa Reddy (DIN: 03425960) as Whole Time Director for a period of 3 years w.e.f. 1st April 2026 and further the Company has taken shareholders' approval for his re-appointment through Postal Ballot on 22nd March 2026.

**FOR DVD & ASSOCIATES
COMPANY SECRETARIES**

DEVENDRA DESHPANDE
FCS No. 6099
CP No. 6515
PR No. 7711/2026
UDIN: F006099H000407302

Date: 19.05.2026
Place: Pune

ANNEXURE A

To,
The Members
SYNERGY GREEN INDUSTRIES LIMITED
392 E Ward Shahupuri, Kolhapur,416001

Our report of even date is to be read along with this letter.

1. Maintenance of secretarial record is the responsibility of the management of the Company. Our responsibility is to express an opinion on these secretarial records based on our audit
2. We have followed the audit practices and processes as were appropriate to obtain reasonable assurance about the correctness of the contents of the Secretarial records. The verification was done on test basis to ensure that correct facts are reflected in secretarial records. We believe that the processes and practices, we followed provide a reasonable basis for our opinion.
3. We have not verified the correctness and appropriateness of financial records and books of accounts of the Company.
4. Where ever required, we have obtained the Management representation about the

compliance of laws, rules and regulations and happening of events etc.

5. The compliance of the provisions of corporate and other applicable laws, rules, regulations, standards is the responsibility of management. Our examination was limited to the verification of procedures on test basis.
6. The Secretarial Audit report is neither an assurance as to the future viability of the Company nor of the efficacy or effectiveness with which the management has conducted the affairs of the Company.

**FOR DVD & ASSOCIATES
COMPANY SECRETARIES**

DEVENDRA DESHPANDE
FCS No. 6099
CP No. 6515
PR No. 7711/2026
UDIN: F006099H000407302

Date: 19.05.2026
Place: Pune

ANNEXURE – III

ANNUAL REPORT ON CORPORATE SOCIAL RESPONSIBILITY (CSR) ACTIVITIES

For the financial year ended on March 31, 2026

[Pursuant to clause (o) of sub-section (3) of section 134 of the Act and Rule 9 of the Companies (Corporate Social Responsibility) Rules, 2014]

1. Brief outline on CSR Policy of the Company:

The CSR Policy will cover the following focus areas which the Company will undertake through its various initiatives in the areas of 1. Health, 2. Education, 3. Community Development, 4. Natural Calamities and 5. Sports Development and Cultural Activities. Also, to promote, carry out, support any activities covered in Schedule VII to the Companies Act 2013, as amended from time to time.

In the financial year 2025-26, the Company promoted activities relating to Health, Sports, Education and setting up homes for old age etc.

2. Composition of CSR Committee:

Pursuant to the Companies (Corporate Social Responsibility Policy) Amendment Rules, 2021, the CSR Committee is not required to be constituted if amount to be spent by a Company in a year does not exceed Rs. 50 Lakhs. Currently, the CSR liability for the Company is less than Rs.50 Lakhs. Hence all functions for fulfilling CSR liability shall be carried out by the Board of Directors of the Company.

3. Provide the web-link where Composition of CSR Committee, CSR Policy and CSR Projects approved by the Board are disclosed on the website of the Company:

- CSR Committee of the Company was dissolved in terms of section 135(9) of the Companies Act, 2013 w.e.f. February 09, 2021.
- CSR Policy of the Company is disclosed on the website of the Company. Weblink of the same is <https://synergygreenind.com/investors-relations/> CSR Projects are approved by the Board in terms of the CSR Policy of the Company which are detailed in the Point 7(c).

4. Provide the details of Impact assessment of CSR projects carried out in pursuance of sub-rule (3) of rule 8 of the Companies (Corporate Social Responsibility Policy) Rules, 2014, if applicable (attach the report) - NA

5. Details of the amount available for set off in pursuance of sub-rule (3) of rule 7 of the Companies (Corporate Social Responsibility Policy) Rules, 2014 and amount required for set off for the financial year, if any

Sl. No.	Financial Year	Amount available for set-off from preceding financial years (in Rs.lakh)	Amount required to be set-off for the financial year, if any (in Rs.lakh)
1	2025-26	1.95	1.95
TOTAL		1.95	1.95

6. Average net profit of the company as per section 135(5) – Rs.1,393.85 lakhs.

7. (a) Two percent of average net profit of the company as per section 135(5) – Rs.27.88 lakhs.
- (b) Surplus arising out of the CSR projects or programs or activities of the previous financial years – Rs.1.95 lakhs.
- (c) Amount required to be set off for the financial year, if any – Rs.1.95 lakhs.

Total CSR obligation for the financial year (7a+7b- 7c) = Rs.25.93 Lakhs

8. (a) CSR amount spent or unspent for the financial year:

Total Amount Spent for the Financial Year. (in Rs.)	Amount Unspent (in Rs.)				
	Total Amount transferred to Unspent CSR Account as per section 135(6).		Amount transferred to any fund specified under Schedule VII as per second proviso to section 135(5).		
	Amount.	Date of transfer.	Name of the Fund	Amount.	Date of transfer.
-	-	-	-	-	-

(b) Details of CSR amount spent against ongoing projects for the financial year: Not Applicable

(1)	(2)	(3)	(4)	(5)		(6)	(7)	(8)	(9)	(10)	(11)
Sl. No.	Name of the Project	Item from the list of activity in Schedule VII to the Act.	Local area (Yes/No).	Location of the project.		Project	Amount allocated for the project (in Rs.).	Amount spent in the current financial Year (in Rs.).	Amount transferred to Unspent CSR Account for the project as per Section 135(6) (in Rs.).	Mode of Implementation- Direct (Yes/No)	Mode of Implementation -Through Implementing Agency
				State.	District.						
-	-	-	-	-	-	-	-	-	-	-	-

(c) Details of CSR amount spent against other than ongoing projects for the F.Y.2025-26:

(1)	(2)	(3)	(4)	(5)		(6)	(7)	(8)	
Sl. No.	Name of the Project	Item from the list of activities in schedule VII to the Act.	Local area (Yes/No)	Location of the project.		Amount spent for the project (in Rs.).	Mode of implementation- Direct (Yes/No).	Mode of implementation- Through implementing agency.	
				State	District			Name	CSR Regi. No.
1.	Setting up homes for old age persons	Activities Related to clause (iii) of Sch.VII of Companies Act 2013	Yes	Maha-rashtra	Kolhapur	5.00 Lakh	Yes	Kai. Shri Marutirao Salokhe, Hatkanangle Kolhapur	CSR00052349
2.	Contribution to To promote Sports i.e. Chess competition	Activities Related to clause (vii) of Sch.VII of Companies Act 2013	Yes	Maha-rashtra	Kolhapur	0.25 Lakh	Yes	Chess Association Kolhapur	CSR00092858

Sl. No.	Name of the Project	Item from the list of activities in schedule VII to the Act.	Local area (Yes/No)	Location of the project.		Amount spent for the project (in Rs.).	Mode of implementation- Direct (Yes/No).	Mode of implementation- Through implementing agency.	Mode of implementation- Through implementing agency.	
				State	District				Name	CSR Regi. No.
3.	Skill Development Centre	Activities Related to clause (ii) of Sch.VII of Companies Act 2013	Yes	Maha-rashtra	Kolhapur	10.00 Lakh	Yes	Yes	Manufacturing Association of Kagal Hatkanagle	CSR00024293
4.	Contribution to promote Education	Activities Related to clause (ii) of Sch.VII of Companies Act 2013	Yes	Maha-rashtra	Kolhapur	0.25 Lakh	Yes	Yes	Kolhapur Institute of Technology's (KIT)	CSR00009750
5.	Skill Development Centre	Activities Related to clause (ii) of Sch.VII of Companies Act 2013	Yes	Maha-rashtra	Kolhapur	10.00 Lakh	Yes	Yes	Manufacturing Association of Kagal Hatkanagle	CSR00024293
6.	Contribution to promote Education	Activities Related to clause (ii) of Sch.VII of Companies Act 2013	Yes	Maha-rashtra	Kolhapur	1.00 Lakh	Yes	Yes	Dr. Dyane-shwar Mule Foundation	CSR00059121
TOTAL						26.50 Lakhs				

- (d) Amount spent in Administrative Overheads - NIL
 (e) Amount spent on Impact Assessment, if applicable - NIL
 (f) Total amount spent for the Financial Year (8b+8c+8d+8e) - Rs.26.50 Lakhs
 (g) Excess amount for set off, if any

Sl. No.	Particular	Amount (Rs. In lakhs)
(i)	(a) Two percent of average net profit of the company as per section 135(5)	27.88
	(b) Less amount available for Set off to the financial year	(1.95)
	Net CSR Liability for the financial Year 2025-26 [(a) - (b)]	25.93
(ii)	Total amount spent for the Financial Year	26.50
(iii)	Excess amount spent for the financial year [(ii)-(i)]	(0.57)
(iv)	Surplus arising out of the CSR projects or programs or activities of the previous financial years, if any	0.00
(v)	Amount available for set off in succeeding financial years [(iii)-(iv)]	0.57

9. (a) Details of Unspent CSR amount for the preceding three financial years: These details are not applicable for financial years prior to 2025-26.

Sl. No.	Preceding Financial Year.	Amount transferred to Unspent CSR Account under section 135(6) (in Rs.)	Amount spent in the reporting Financial Year (in Rs.).	Amount transferred to any fund specified under Schedule VII as per section 135(6), if any.			Amount remaining to be spent in succeeding financial years. (in Rs.)
				Name of the Fund	Amount (in Rs.)	Date of transfer.	
NA	NA	NA	NA	NA	NA	NA	NA
TOTAL							

- (b) Details of CSR amount spent in the financial year for **ongoing projects** of the preceding financial year(s): NIL.

Sl. No.	Project ID.	Name of the Project.	Financial Year in which the project was commenced.	Project duration.	Total amount allocated for the project (in Rs.).	Amount spent on the project in the reporting Financial Year (in Rs.).	Cumulative amount spent at the end of reporting Financial Year. (in Rs.)	Status of the project- Completed /Ongoing.
(1)	(2)	(3)	(4)	(5)	(6)	(7)	(8)	(9)
NA	NA	NA	NA	NA	NA	NA	NA	NA

10. In case of creation or acquisition of capital asset, furnish the details relating to the asset so created or acquired through CSR spent in the financial year **(asset-wise details). N.A**
 a) Date of creation or acquisition of the capital asset(s) - NA
 b) Amount of CSR spent for creation or acquisition of capital asset - NA
 c) Details of the entity or public authority or beneficiary under whose name such capital asset is registered, their address etc.- NA
 d) Provide details of the capital asset(s) created or acquired (including complete address and location of the capital asset). - NA
11. Specify the reason(s), if the Company has failed to spend two percent of the average net profit as per section 135(5) - NA

For Synergy Green Industries Limited

Sachin R. Shirgaokar
 Chairman & Managing Director
 DIN : 00254442

Sohan S. Shirgaokar
 Joint Managing Director
 DIN : 00217631

ANNEXURE – IV

Details of Remuneration as required under section 197 (12) of the Companies Act, 2013 Read with Rule 5(1) of the Companies (Appointment and Remuneration of Managerial Personal) Rules, 2014.

- i. The percentage increase in remuneration of each Director, Chief Financial Officer and Company Secretary during the financial year 2025-26, ratio of the remuneration of each Director to the median remuneration of the employees of the Company for the financial year 2025-26 and the comparison of remuneration of each Key Managerial Personnel (KMP) against the performance of the Company are as under:

Sr. No.	Name of Director/ KMP and Designation	% Increase / Decrease in Remuneration in the Financial Year 2025-26	Ratio of Remuneration of each Director/ to median remuneration of employees	Average percentile increase already made in the salaries of employees other than the managerial personnel in the last financial year and its comparison with the percentile increase in the managerial remuneration and justification thereof and point out if there are any exceptional circumstances for increase in the managerial remuneration;
1)	Sachin R. Shirgaokar Chairman & Managing Director	0%	41.87	Average salary increase of non-managerial employees is 5.75%. Average salary has decreased of managerial employees is -7.51%.
2)	V. S. Reddy Whole Time Director	0.69%	29.07	REASONS for decrease in Managerial Remuneration:
3)	Pratik P. Dukande Chief Financial Officer	24.50%	N.A.	Mr. Sohan S. Shirgaokar, Joint Managing Director, is not taken remuneration in the F.Y.2025-26. Also, there is no or negligible increase in CMD, ED, CFO & CS salary in the F.Y.2025-26.
4)	Nilesh M. Mankar Company Secretary	10.52%	N.A.	

- ii. The median remuneration of employees of the Company during the financial year was Rs.4.81 Lakh.
 iii. In the financial year, there was an increase of 6.43% in the median remuneration of employees.
 iv. There were 252 permanent employees on the roll of the Company as on March 31, 2026.
 v. It is hereby affirmed that the remuneration paid during Financial Year 2025-26 is as per the Remuneration Policy for Directors, Key Managerial Personnel and other Employees.

The information required pursuant to Section 197 read with Rule 5 of the Companies (Appointment and Remuneration of Managerial Personnel) Rules, 2014, in respect of employees of the Company, will be provided upon request. In terms of Section 136 of the Act, the Report and financial statements are being sent to Members and others entitled thereto, excluding the information on employees' particulars which will be available for inspection in electronic mode up to the date of AGM.

During the financial year 2025-26, no employee, whether employed for whole or part of the year, was drawing remuneration exceeding the limits mentioned under Section 197(12) of the Act read with Rule 5(2) & (3) of the Companies (Appointment and Remuneration of Managerial Personnel) Rules, 2014.

For Synergy Green Industries Limited

Sachin R. Shirgaokar
Chairman & Managing Director
DIN : 00254442

Sohan S. Shirgaokar
Joint Managing Director
DIN : 00217631

Annexure V

Report on Corporate Governance

[Pursuant to Regulation 34(3) read with Schedule V of the SEBI (Listing Obligations and Disclosure Requirements) Regulations, 2015]

1. CORPORATE GOVERNANCE

1.1 Company's philosophy on Corporate Governance

At Synergy Green Industries Limited (SGIL), Corporate Governance has been an integral part of the way we have been doing our business since inception. We believe that good Corporate Governance emerges from the application of the best and sound management practices and compliance with the laws coupled with adherence to the highest standards of transparency and business ethics. Corporate Governance, as an integral principle, is adhered by the Board of Directors and Management of your Company ensuring fairness, accountability, transparency in all dealings and functioning of the management and the Board. The Company strives for an enduring relationship with the stakeholders and protection of their interests.

The Company places great emphasis on values such as empowerment, integrity and safety of its employees and communities surrounding our plants, transparency in decision making process, fair and ethical dealings with all, pollution free clean environment and last but not the least, accountability to all the stakeholders. These practices, being followed since the inception, have contributed to the Company's sustained growth.

This report contains the details of implementation of the Corporate Governance by the Company which is in line with the requirements under Securities and Exchange Board of India (Listing Obligations and Disclosure Requirements) Regulations, 2015 ('SEBI Regulations').

1.2 Governance Structure

The Company's governance structure follows the principles of freedom to the executive management within a given framework to ensure that the powers vested in the executive management are exercised with due care and responsibility so as to meet the expectation of all the stakeholders. In line with these principles, the Company has formed three tiers of Corporate Governance structure, viz.:

- (i) **The Board of Directors**- The primary role of the Board is to protect the interest and enhance value for all the stakeholders. It ensures overall strategic supervision and control by setting up the goals and targets, policies, reporting mechanism and accountability and decision making process to be followed.
- (ii) **Committees of Directors**-The different Committees namely, Audit Committee, Stakeholders Relationship Committee and Nomination and Remuneration Committee are constituted to focus on financial reporting, audit and internal controls, compliance issues, appointment and remuneration of Directors and Senior Management Employees, implementation and monitoring of CSR activities and the risk management framework.
- (iii) **Executive Management** – The entire business including the support services are managed with specifically defined responsibilities and authorities at different levels.

2. BOARD OF DIRECTORS

2.1 Composition

The Company has a very balanced and diverse Board of Directors, which comprises of experienced, competent and highly renowned persons from the fields of manufacturing, finance, taxation, economics, law, governance, etc. The Board of Directors provides leadership and guidance to the management and directs and supervises the performance of the Company, thereby enhancing stakeholders' value. The Board represents an optimal mix of professionalism, knowledge and experience and has been vested with requisite powers, authorities and duties. The Board plays an imperative role in the management, strategic directions and performance of the Company.

The Directors take active part at the Board and Committee Meetings by providing valuable guidance to the management on various aspects of business, policy direction, governance, compliance, etc. and plays critical role on strategic issues, which enhances the transparency and add value in the decision making process of the Company.

The composition of the Board also complies with the provisions of the Companies Act, 2013 and the SEBI (Listing Obligations and Disclosure Requirements) Regulations, 2015. As on March 31, 2026, the total Board strength comprised of the following:

Executive Directors	2
Non-Executive Non Independent Directors	3
Non-Executive Independent Directors	5
Total	10

The Directors are appointed or re-appointed with the approval of the shareholders and shall remain in office as per their terms of appointment.

2.2 Meetings, agenda and proceedings etc. of the Board of Directors:

Meetings:

The Board generally meets 4 times during a financial year. Additional meetings are held when necessary. The Directors are also given an option of attending the Board meetings through video conferencing, whenever they request for the same. During the financial year under review, the Board of Directors duly met 6 (Six) times on May 09, 2025, August 08, 2025, August 21, 2025, September 24, 2025, November 13, 2025 and February 11, 2026. The previous Annual General Meeting ('AGM') of the Company was held on September 23, 2025. The attendance record of the Directors at the Board Meetings and at last AGM is as under:-

Sr. No	Name of Director	Category	Attendance at meetings	As on March 31, 2026			List of Directorship held in other listed companies and category of Directorship	No. of Shares held by Non executive directors	
				No. of Directorships in other Companies ¹	No. of Committee positions held in other Companies ²				
				Board	Member-ship	Chairman-ship			
1	Mr. Sachin R. Shirgaokar	Chairman & Managing Director	6	Yes	3	2	-	The Ugar Sugar Works Ltd.-Non-Executive Director	779360
2	Mr. Niraj S. Shirgaokar	Non-Executive Non-Independent Director	6	Yes	7	-	-	The Ugar Sugar Works Ltd.-Managing Director	6339
3	Mr. Chandan S. Shirgaokar	Non-Executive Non-Independent Director	4	No	3	-	-	The Ugar Sugar Works Ltd.- Managing Director	37910

4.	Mr. Sohan S. Shirgaokar	Joint Managing Director	5	No	3	-	-	The Ugar Sugar Works Ltd.- Whole Time Director	183162
5.	Mr. V. S. Reddy	Executive Director	6	Yes	-	-	-	-	1394100
6.	Mrs. Prabha P. Kulkarni*	Independent Director	6	Yes	3	-	-	KPT Indu. Ltd-Executive Director	-
7.	Mr. Dattaram P. Kamat	Independent Director	6	Yes	1	-	-	-	2200
8.	Mr. Mallappa R. Desai*	Independent Director	6	No	4	2	-	-	1000
9.	Mr. Meyyapan Shanmugam	Independent Director	4	No	4	-	-	-	-
10.	Mr. Subhash G. Kutte	Independent Director	6	Yes	6	4	3	Centrum Capital Ltd.-Independent Director Ugar Sugar Works Ltd.-Independent Director	-

*Mrs. Prabha Kulkarni & Mr. Mallappa R. Desai ceased to be independent directors w.e.f. April 01, 2026 due to completion of their second term.

Notes:

- The other directorships held by Directors as mentioned above do not include Alternate directorships and directorships in foreign companies and Section 8 companies.
- Membership/Chairmanship of Board Committees include only in Audit Committee and Stakeholders' Relationship Committee as required under Regulation 26(1)(b) of SEBI (Listing Obligations and Disclosure Requirements), Regulations, 2015.
- None of the Independent Directors, serve as an Independent Director in more than 7 (Seven) listed companies nor is a member in more than 10 (Ten) committees or act as Chairman of more than 5 (Five) committees.
- Except sitting fees, no other remuneration is paid to the Non-Executive Directors. Leave of absence is granted to the Directors absent for meetings.
- Mr. Sohan S. Shirgaokar stepped down as Joint Managing Director and reappointed as Non Executive Director w.e.f. April 01, 2026.
- Intern se Relationship between Directors:
Mr. Sohan S. Shirgaokar (NED) is the brother of Mr. Chandan S. Shirgaokar (NED).
- Non-Executive Directors holds equity shares in the Company as follows: (Niraj Shishir Shirgaokar holds 6339 no. of Equity shares and Chandan Sanjeev Shirgaokar hold 37910 and Sohan Sanjeev Shirgaokar hold 183162).

2.3 Skills/Expertise/Competence of the Board of Directors:

The Nomination and Remuneration Committee (NRC) recommends appointment of a person possessing requisite skill sets, to be appointed as a Director of the Company. Additionally, the NRC also recommends such appointment if the person possesses knowledge and in-depth experience of the business in which the Company operates or has experience in the areas of banking, finance, marketing and other related aspects of the Company's business. Only those persons who possess the relevant industry skill or having specialization in a relevant area are recommended for appointment as a Director of the Company.

Sr. No.	Name of Director	Skill, Expertise and Competence
1.	Mr. Sachin R. Shirgaokar	Mr. Sachin R. Shirgaokar, a graduate in Mechanical Engineering from Karnataka University and an MBA from the University of New Hampshire, USA, has extensive experience in the industry. Starting his career at S.B. Reshellers Pvt. Ltd. in 1991, he later became the Managing Director in 2000. He played a pivotal role in introducing innovations in the sugar industry and expanded into various engineering castings. In 2010, he co-founded Synergy Green Industries Pvt. Ltd. He is on the board of The Ugar Sugar Works Ltd., and other group companies. He is Vice Chairman at Youth Development Co-Operative Bank Ltd., He has held significant positions in industry associations & bodies like Confederation of Indian Industry, GOSHIMA (Manufacturing association), Indian Institute of Foundrymen and contributes to various social organizations. He is presently the Chairman of the Synergy Green Industries Limited.
2.	Mr. Niraj S. Shirgaokar	Mr. Niraj Shirgaokar has a Bachelor's Degree in Computer Engineering from the Bombay University with 15 years of experience in professionally managed multi-national companies, after which he has joined the family business in the year 2005. Mr. Niraj Shirgaokar is the Managing Director of The Ugar Sugar Works Ltd. which is one of the Countries leading Ethenol manufacturers and is the parent organization of Shirgaokar Group of Companies (SB Group) having interests in sugar, power, ethanol, IMFL, foundries and IT. He has been appointed as Non-Executive Director w.e.f. April 02, 2025.
3.	Mr. Chandan S. Shirgaokar	He has vast experience in the sugar industry from last 24 number of years, and he has also acquired technically processing proficiency related to manufacturing activities. He is currently Managing Director of the Ugar Sugar Works Ltd. He is representing All Indian Distillery Association as a President. He was initially appointed on January 19, 2011 as Non-Executive Director of the Company and gets re appointed by rotation.
4.	Mr. Sohan S. Shirgaokar	Mr. Sohan S. Shirgaokar is the Joint Managing Director of Synergy Green Industries Ltd. and S.B. Reshellers Pvt. Ltd. He joined the family business in 2005, successfully expanding its export reach to over 22 countries. He oversees operations, purchases, finances, and crisis management. In 2010, he co-founded Synergy Green Industries Pvt. Ltd. He serves on the board of Ugar Sugar Works Ltd., as Executive Director and few other companies. He is Vice President of Deccan Sugar Technologists Association (DSTA) and active member of various industry associations, he is dedicated to social causes and has academic experience as a visiting faculty. In addition, he is past-Chairman of CII (South Maharashtra) and IACC Pune Branch. He is presently the Non Executive Director of the Synergy Green Industries Limited.
5.	Mr. V. S. Reddy	Mr. V. Srinivasa Reddy holds a B.Tech in Mechanical Engineering, an M.Tech in Manufacturing, and an Executive MBA from IIM Bangalore. With over 30 years of experience in producing large castings, he has led product development and operations at companies such as Simplex Castings Limited and ISGEC. At L&T, he was instrumental in the turnaround of its foundry business through technological upgrades, brownfield expansion, and later the establishment of a greenfield project while managing overall business operations. Since co-founding Synergy Green Industries in 2010, he has played a pivotal role in its establishment, expansion, and sustained growth. He is presently working as Executive Director of Synergy Green Industries Limited.

6.	Mrs. Meghana A. Mulye	Mrs. Meghana A. Mulye is an accomplished business leader with over 25 years of professional experience in international business, strategic planning, corporate governance and marketing. She is presently serving as the Joint Managing Director of Poona Couplings Private Limited, where she has played a significant role in building the company's long-term vision and operational excellence. She is also actively associated with industry and professional bodies and contributes as a mentor and speaker on leadership, governance and women empowerment, with a strong focus on board effectiveness and responsible business practices. She has been appointed as independent director for first term w.e.f. 01.04.2026 in the Board meeting held on 11.02.2026 and subsequently approved by the members through postal ballot as on 21.03.2026.
7.	Mr. Dattaram P. Kamat	Mr. Dattaram P. Kamat, with a Mechanical Engineering degree, has 48 years of experience. He is a director at Kolhapur Airochem Pvt. Ltd., and he contributes his extensive expertise in engineering and business management. He has been continued as Independent Director for second term by passing special resolution through postal ballot on 23.03.2023 and continued as Independent Director under regulation 17(1A) of SEBI (LODR) Reg. 2015 in the AGM held on August 20, 2024.
8.	Mr. Deepak V. Dhadoti	Mr. Deepak Dhadoti is the Founder, Chairman and Managing Director of the Servocontrols Group of Industries and is a distinguished engineer and entrepreneur with extensive experience in precision engineering and aerospace manufacturing. Under his leadership, the Servocontrols Group has grown into a world-class organization supplying critical components to leading Indian and global institutions. His company has made valuable contributions to important national space and defence programs such as Chandrayaan, Mangalyaan and Aditya L1. He is widely respected for his role in promoting indigenous manufacturing, technological innovation and skill development, and for strengthening collaboration between industry and research institutions. He has been appointed as independent director for first term w.e.f. 01.04.2026 in the Board meeting held on 11.02.2026 and subsequently approved by the members through postal ballot as on 21.03.2026.
9.	Mr. Meyyappan Shanmugam	He has overall experience of 38 years. He is Master of Engineering. He was originally appointed on the Board as Additional Non-Executive Independent Director w.e.f. May 26, 2023 and regularized as Non-Executive Independent Directors w.e.f. August 9, 2023.
10.	Mr. Subhash G. Kutte	Mr. Subhash Kutte a seasoned banker served in RBL Bank Limited (earlier known as Ratnakar Bank Limited) for 38 years including MD & CEO for 9 years and Chairman as 4 years. Presently he serves as Director on various Listed and Unlisted Companies including newly opened Unity Small Finance Bank Ltd. He brings 4 decades of Banking experience to the Board. He was reappointed for the second term on December 31, 2023.

2.4 Separate Meeting of Independent Directors:

As stipulated by the Code of Independent Directors under Schedule IV of the Companies Act, 2013 and Regulation 25 of SEBI (Listing Obligations and Disclosure Requirements) Regulations, 2015, a separate meeting of the Independent Directors of the Company was held on January 29, 2026 without the presence of Non-Independent Directors and members of the management to consider the following:

- i. performance of Non-Independent Directors and the Board as a whole;
- ii. performance of the Chairman of the Company, taking into account the views of executive directors and non-executive directors;
- iii. assessing the quality, quantity and timeliness of flow of information between the Company management and the Board that is necessary for the Board to effectively and reasonably perform their duties.

The Independent Directors expressed satisfaction on the performance of Non-Independent Directors and the Board as a whole. The Independent Directors were also satisfied with the quality, quantity and timeliness of flow of information between the Company management and the Board.

2.5 Familiarization program for Independent Directors

The Independent Directors have been familiarized with the Company, their roles and responsibilities in the Company, nature of the Industry in which the Company operates, business model of the Company etc. During the financial year ended March 31, 2026, Independent Directors were taken through various aspect of the Company's business and operations. The details of familiarization program's imparted to the Independent Directors during financial year 2025-26 are placed on the website of the Company at <https://synergygreenind.com/investors-relations/>

2.6 Key Board qualifications, expertise and attributes

The Company's Board comprises qualified members who bring in the required skills, competence and expertise that allow them to make effective contributions to the Board and its committees. The Board members are committed to ensuring that the Company's Board is in compliance with the highest standards of corporate governance.

The table below summarizes the key qualification, skills, and attributes which are taken into consideration while nominating candidates to serve on the Board:

Gender, ethics, national, or other diversity	Representation of gender, ethics, geographic, cultural, or other perspective that expand the Board's understanding of the needs and viewpoints of our customers, partners, employees, governments, and other stakeholders worldwide.
Financial	Leadership in management of finance function of an enterprise, resulting in proficiency in complex financial management, capital allocation, and financial reporting process, or experience in actively supervising accountant, auditor or person performing financial functions.
Global Business	Experience in driving business success in markets around the world, with an understanding of diverse business environments, economic conditions, cultures, regulatory frameworks, and board perspective on global market opportunities.
Leadership	Extended leadership experience for a significant enterprise, resulting in a practical understanding of organizations, processes, strategic planning, and risk management. Strengths in developing talent, planning succession, and driving change and long-term growth.

Technology	Significant background in technology, resulting in knowledge of how to anticipate technological trends, generates disruptive innovation and extends or create new business model.
Board Services and Governance	Service on a public company board to develop insights about maintaining board and management accountability, protecting shareholder interests, and observing appropriate governance practices.
Sales and Marketing	Experience in developing strategies to grow sales and market share, build brand awareness and equity and enhance enterprise reputation.

Details of the specific areas of focus or expertise of individual Board members are given in below table:

Directors	Financial	Diversity*	Global Business	Leadership	Technology	Board Service and Governance	Sales and Marketing
Mr. Sachin R. Shirgaokar (Chairman & Managing Director)	√	√	√	√	√	√	√
Mr. Niraj S. Shirgaokar (Non-Executive Director)	√	√	√	√	√	√	√
Mr. Chandan S. Shirgaokar (Non-Executive Director)	√	√	√	√	√	√	√
Mr. Sohan S. Shirgaokar (Joint Managing Director)	√	√	√	√	√	√	√
Mr. V. S. Reddy (Executive Director)	√	√	√	√	√	√	√
Mrs. Meghana A. Mulye (Independent Director)	√	√	√	√	√	√	√
Mr. Dattaram P. Kamat (Independent Director)	√	√	√	√	√	√	√
Mr. Deepak V. Dhadoti (Independent Director)	√	√	√	√	√	√	√
Mr. Meyyappan Shanmugam (Independent Director)	√	√	√	√	√	√	√
Mr. Subhash G. Kutte (Independent Director)	√	√	√	√	√	√	√

* Gender, ethnicity, nationality, and other

2.7 Agenda:

All the meetings are conducted as per well designed and structured agenda complying with the provisions of Secretarial Standard-1 on "Meetings of the Board of Directors", issued by the Institute of Company Secretaries of India (ICSI). All the agenda items are backed by necessary supporting information and documents (except for the critical price sensitive information, which is circulated in the meeting) to enable the Board to take informed decisions. Agenda also includes minutes of the previous Board and Committees' meetings for the information of the Board. Agenda papers are circulated seven days prior to the Board Meeting. In case of any business exigencies, meetings are called and convened at shorter notice or the resolutions are passed by circulation and later placed in the subsequent Board Meeting.

Compliance Framework: The Company has a robust and effective framework for monitoring compliances with applicable laws within the organization and to provide updates to senior management and the Board on a periodic basis. The Audit Committee and the Board periodically review the status of the compliances with the applicable laws.

2.8 Confirmation of Board:

The Board of Directors of the Company confirms that the Independent Directors of the Company fulfil the conditions specified in Section 149(6) of the Act and Regulation 16(1)(b) of the SEBI (Listing Obligations and Disclosure Requirements) Regulations, 2015 and are independent of the Management.

Further, all the Independent Directors of the Company have affirmed compliance with Rule 6(3) of the Companies (Appointment and Qualification of Directors) Rules, 2014, regarding enrolment in the Data Bank for Independent Directors as required under Notification dated 22nd October, 2019 issued by the Ministry of Corporate Affairs in this regard.

2.9 Reason of resignation of Independent Director:

None of the Independent Director of the Company resigned during the financial year ended March 31, 2026 before completing their term of appointment.

2.10 Code of Conduct:

The Board of Directors has laid down a Code of Conduct for Board of Directors (including independent directors) and senior management ('the Code') for all the Board members and all the employees in the management grade of the Company. The Code covers Company's commitment to honest and ethical personal conduct, fair competition, corporate social responsibility, sustainable environment, health and safety, transparency and compliance of laws and regulations etc. All the Board members and senior management personnel have confirmed compliance with the code. A declaration by Mr. Sachin R. Shirgaokar, Chairman & Managing Director, of the Company affirming the compliance of the same in respect of the financial year ended March 31, 2026 by the members of the Board and Senior Management Personnel, as applicable to them, is also annexed to this Report.

2.11 Prevention of Insider Trading Code:

As per Securities and Exchange Board of India (Prohibition of Insider Trading) Regulations, 2015, the Company has adopted Code of Conduct for Regulating, Monitoring and Reporting of Trading by Insiders and Code of Practices and Procedures for Fair Disclosure of Unpublished Price Sensitive Information. All the directors, designated persons and third parties such as auditors, consultants etc. who could have access to the unpublished price sensitive information of the Company are governed by this code. The trading window was closed during the time of declaration of results and occurrence of any material events as per the applicable regulations.

3. AUDIT COMMITTEE

Pursuant to the provisions of Section 177 of Companies Act, 2013 and Regulation 18 of SEBI (Listing Obligations and Disclosure Requirements) Regulations, 2015, the Board of Directors has duly constituted the Audit Committee. Majority of the members of the Committee are Independent Directors including the Chairman of the Committee. They possess sound knowledge on accounts, audit, finance, taxation, internal controls, etc.

The Company Secretary & Compliance Officer of the Company acts as Secretary to the Committee.

The Audit Committee of the Company reviews the financial statements to be submitted with the Board of Directors with respect to auditing and accounting matters, to review reports of the Internal and Cost Auditors. It also supervises the Company's internal control and financial reporting process. In addition, the powers and role of the Audit Committee are as laid down under Regulation 18 and Schedule II Part

C of the SEBI (Listing Obligations and Disclosure Requirements) Regulations, 2015 read with Section 177 of the Companies Act, 2013.

During the year under review, the Audit Committee met 4 (four) times on May 09, 2025, August 08, 2025, November 13, 2025 and February 11, 2026 and the gap between two committee meetings did not exceed one hundred and twenty days.

3.1 Composition and attendance:

S r . No.	Name of the Member	Status	No. of meetings	
			Held	Attended
1.	Mr. Subhash G. Kutte	Chairman	4	4
2.	Mrs. Prabha P. Kulkarni*	Member	4	4
3.	Mr. Dattaram P. Kamat	Member	4	4
4.	Mr. Mallappa R. Desai*	Member	4	3
5.	Mr. Chandan S. Shirgaokar	Member	4	4

*Mrs. Prabha Kulkarni & Mr. Mallappa R. Desai ceased to be independent directors w.e.f. April 01, 2026 due to completion of their second term.

3.2 Terms of reference:

The terms of reference of the Audit Committee are as per the guidelines set out in SEBI (Listing Obligations and Disclosure Requirements) Regulations, 2015, read with Section 177 of the Companies Act, 2013. These broadly includes (i) develop an annual plan for Committee (ii) review of financial reporting processes, (iii) review of risk management, internal financial controls and governance processes, (iv) discussions on quarterly, half yearly and annual financial statements, (v) interaction with statutory, internal and cost auditors, (vi) recommendation for appointment, remuneration and terms of appointment of auditors and (vii) risk management framework concerning the critical operations of the Company. In addition to the above, the Audit Committee also reviews the following:

- Matter to be included in the Director's Responsibility Statement.
- Changes, if any, in the accounting policies.
- Major accounting estimates and significant adjustments in financial statement.
- Compliance with listing and other legal requirements concerning financial statements.
- Disclosures in financial statements including related party transactions.
- Management's Discussions and Analysis of Company's operations.
- Valuation of undertakings or assets of the Company, wherever it is necessary.
- Periodical review of Internal Audit Reports.
- Findings of any special investigations carried out by the Internal Auditors.
- Findings of Statutory Auditors to the management on internal control weakness, if any.
- Major non routine transactions recorded in the financial statements involving exercise of judgment by the management.
- Recommend to the Board the appointment, re-appointment and, if required the replacement or removal of statutory auditors considering their independence and effectiveness and recommend the audit fees.
- Review the functioning of the Vigil mechanism.

4. NOMINATION AND REMUNERATION COMMITTEE

Pursuant to the provisions of Section 178 of Companies Act, 2013 and Regulation 19 of the SEBI (Listing Obligations and Disclosure Requirements) Regulations, 2015, the Board of Directors has duly constituted the Nomination and Remuneration Committee. The Nomination and Remuneration Committee, *inter alia*, recommends the appointment / reappointment of executive directors and senior management personnel of the Company and remuneration payable to them.

The Company Secretary and Compliance Officer of the Company acts as a secretary to the Committee.

During the year under review, the Nomination and Remuneration Committee met 2 (two) times on August 21, 2025 and February 10, 2026.

4.1 Composition and attendance:

Name of the Member	Status	No. of meetings	
		Held	Attended
Mr. Dattaram P. Kamat	Chairman	2	2
Mrs. Prabha P. Kulkarni*	Member	2	2
Mr. Subhash G. Kutte	Member	2	2

*Mrs. Prabha Kulkarni ceased to be independent directors w.e.f. April 01, 2026 due to completion of her second term.

4.2 Terms of reference:

The Committee is empowered to–

- Formulate criteria for determining qualifications, positive attributes and independence of Directors and evaluating the performance of the Board of Directors.
- Identify and access potential individuals with respect to their expertise, skills, attributes, personal and professional standing for appointment and re-appointment as Directors / Independent Directors on the Board and as Key Managerial Personnel.
- Formulate a policy relating to remuneration of the Directors and the Senior Management Personnel of the Company. The Remuneration Policy is available on the website of the Company.
- Determine terms and conditions for appointment of Independent Directors. The same is also available on the website of the Company at: <https://synergygreenind.com/investors-relations/>

4.3 Performance evaluation criteria of Independent Directors:

Pursuant to the provisions of Section 178 of the Companies Act, 2013 and Regulation 17(10) of SEBI (Listing Obligations and Disclosure Requirements) Regulations, 2015, the Board of Directors of the Company has evaluated the performance of each Independent Director.

The evaluation framework for assessing the performance of Independent Directors comprises of the following key areas:

- Attendance at Board and Committee Meetings;
- Quality of contribution to Board deliberations;
- Contribution to the development of strategies and Risk Assessment and Management and
- Overall interaction with the other members of the Board.

5. STAKEHOLDER'S RELATIONSHIP COMMITTEE

Pursuant to the provisions of Section 178 of Companies Act, 2013 and Regulation 20 of the SEBI (Listing Obligations and Disclosure Requirements) Regulations, 2015, the Board of Directors has duly constituted the Stakeholders' Relationship Committee. The Committee is empowered to oversee the redressal of investors' complaints pertaining to Share transfers, non-receipt of annual reports, dividend payments, issue of duplicate certificates, transfer/transmission /demat / remat of shares and other miscellaneous complaints. This Committee is responsible for the satisfactory redressal of investors'

complaints and recommends measures for overall improvement in the quality of investor services. During the year under review, the Stakeholders' Relationship Committee met 1 (one) time on February 10, 2026.

5.1 Composition and attendance:

Name of the Member	Status	No. of meetings	
		Held	Attended
Mrs. Prabha P. Kulkarni*	Chairman	1	1
Mr. Dattaram P. Kamat	Member	1	1
Mr. Niraj S. Shirgaokar	Member	1	0

*Mrs. Prabha Kulkarni ceased to be independent directors w.e.f. April 01, 2026 due to completion of her second term.

The Company Secretary and Compliance Officer of the Company acts as a secretary to the Committee. Status of investors' complaints handled by the Company and its Registrar & Share Transfer Agents during the year 2025-26 are as under:

Opening balance at the beginning of the year	Nil
Received during the year	Nil
Disposed during the year	Nil
Closing balance at the end of the year	Nil

6. CORPORATE SOCIAL RESPONSIBILITY(CSR)COMMITTEE:

The Corporate Social Responsibility Committee is not required to be formed as per the provision of Section 135(9) of the Companies Act 2013 inserted vide the Companies (Amendment) Act, 2020 and made effective from September 28, 2020.

The functions of CSR Committee are monitored by the Board of Directors of the Company.

7. RISK MANAGEMENT COMMITTEE:

During the financial year ended 2026, the Company was not required to constitute Risk Management Committee under Regulation 21 of the SEBI (Listing Obligations and Disclosure Requirements) Regulations, 2015.

8. REMUNERATION OF DIRECTORS:

8.1 The Non-Executive Directors had no pecuniary relationship or transactions with the Company during the financial year ended March 31, 2026.

8.2 Non-Executive Directors did not draw any remuneration from the Company. Sitting fees to Non-executive and Independent Directors is being paid at the rate of Rs.5,000 for each meeting of the Board and Committees attended by them.

8.3 Details of remuneration/sitting fees paid during the financial year ended March 31, 2026 are as follows:
(Rs. in Lakhs)

Name of Director	Salary	Contribution to Provident fund	Other Perquisites	Sitting fees	Total
Mr. Sachin R. Shirgaokar	125.86	-	-	-	125.86
Mr. Niraj S. Shirgaokar	-	-	-	0.30	0.30
Mr. Chandan S. Shirgaokar	-	-	-	0.40	0.40
Mr. Sohan S. Shirgaokar	-	-	-	-	-
Mr. V. S. Reddy	102.11	-	-	-	102.11
Mrs. Prabha P. Kulkarni*	-	-	-	0.65	0.65
Mr. Dattaram P. Kamat	-	-	-	0.65	0.65
Dr. M. R. Desai*	-	-	-	0.40	0.40
Mr. Meyyappan Shanmugam	-	-	-	0.20	0.20
Mr. Subhash G. Kutte	-	-	-	0.60	0.60

*Mrs. Prabha Kulkarni & Mr. Mallappa R. Desai ceased to be independent directors w.e.f. April 01, 2026 due to completion of their second term.

Note: Company did not pay any commission or consultancy charges to any of the Non-Executive Directors of the Company.

9. VIGIL MECHANISM / WHISTLE BLOWER POLICY

With the rapid expansion of business, various risks associated with the business have also increased considerably. Some such risks identified are the risk of fraud, misconduct and unethical behavior. To ensure fraud-free work and ethical environment, the Company has laid down a Vigil Mechanism/ Whistle Blower Policy, by which the Company provides a platform to all the Directors and employees to report any suspected or confirmed incident of fraud, misconduct, unethical behaviour, etc. through any of the following reporting protocols:

- E-mail : whistleblower@synergygreenind.com
- Phone No. : 0231-2658375
- Written Communication to : 392 E Ward, Shahupuri, Kolhapur – 416001, Maharashtra.

The mechanism also provides for adequate safeguards against victimization of the person who avails the mechanism and direct access to the Chairman of the Audit Committee is also available in exceptional cases. Vigil Mechanism/Whistle Blower Policy is also available on the website of the Company at: <https://synergygreenind.com/investors-relations/>

9.1 OBJECTIVES:

- To protect the brand reputation and assets of the Company from loss or damage, resulting from suspected or confirmed incidents of fraud / misconduct.
- To provide guidance to the Directors and employees on reporting any suspicious activity and handling critical information and evidence.
- To provide healthy and fraud-free work culture.

9.2 WORKING:

The Audit committee is responsible for reviewing and working of Vigil Mechanism which includes following matters:

- Implementation of the policy and spreading awareness amongst employees;
- Review all reported cases of suspected fraud, misconduct, unethical behaviour;
- Order investigation of any case either through internal audit department or through external investigating agencies or experts;
- Recommend to the management for taking appropriate actions such as disciplinary action, termination of service, changes in policies & procedure and review of internal control systems;
- Annual review of the policy.

10. INTERNAL COMPLAINT COMMITTEE

In accordance with the Sexual Harassment of Women at Workplace (Prevention, Prohibition and Redressal) Act, 2013, the Company has framed a policy for prevention of sexual harassment at workplace and adopted the same. The existing policy has been amended by incorporating the rules and procedures as mandated in the notification issued by Ministry of Woman & Child Development on 9th December, 2013. The objective of the policy is to provide its women employees, a workplace free from harassment/ discrimination and every employee is treated with dignity and respect.

The objective of this policy is to provide its woman employees, a workplace free from harassment/ discrimination and every employee is treated with dignity and respect.

10.1 Composition:

No complaint was received during the financial year ended March 31, 2026, nor any complaint was pending at the beginning and end of the financial year.

Name	Role in Committee
Ms. Rima Patil	Presiding Officer & Asst. Officer – HR & Admin.
Mr. M. Ganesan	Member & General Manager – Operations
Ms. Shreya Shirgaokar	Associate Vice President
Ms. V. Manasa Reddy	Associate Vice President
Dr. Kalindi Ranbhare	External Member (NGO)
Mr. Sandip Jangam	Member & Dy. Manager– HR & Admin.
Ms. Shobha Shintre	Member & Jr. Officer – HR & Admin.

11. GENERAL BODY MEETINGS

11.1 Annual General Meetings:

The Company convenes Annual General Meeting within six months from the close of the Financial Year. The details of Annual General Meetings held during last 3 years are as under:

Financial Year	Date	Location	Time
2024-25	September 23, 2025	Through Video Conferencing	11.00 a.m.
2023-24	August 20, 2024	Through Video Conferencing	11.00 a.m.
2022-23	August 09, 2023	Hotel Pavillion, 392, E Ward, Shahupuri, Kolhapur-416001	11.00 a.m.

11.2 Details of Special Resolutions passed in last three Annual General Meetings:

Date of AGM	Description of resolution
September 23, 2025	NIL
August 20, 2024	<ol style="list-style-type: none"> Re-appointment of Mr. Shishir S. Shirgaokar (DIN: 00166189) as Non-Executive Director for further period of 3 years. Continuation of Mr. Dattaram P. Kamat (DIN: 02081844) as an Independent Director who has attained 75 years under reg. 17(1A) of SEBI (LODR) Reg. 2015.
August 09, 2023	<ol style="list-style-type: none"> Re-appointment of Mr. Meyyappan Shanmugam (DIN: 00079844) as Independent Director for second term.

11.3 Postal Ballot

Special Resolution was passed through Postal Ballot during the year 2025-26 on April 22, 2025 & March 21, 2026.

The details of the Special Resolution passed through the Postal Ballot are as under:

Date of Passing Resolution through Postal Ballot	Description of resolution
April 22, 2025	<ol style="list-style-type: none"> To take approval of the Employee Stock Option Plan 2025 of the Company. To take approval of Trust Route for the implementation of the Employee Stock Option Plan 2025 of the Company. To take approval for acquisition of equity shares from secondary market through Trust route for implementation of Synergy Green Industries Ltd. (SGIL) Employee Stock Option Plan 2025 ("ESOP 2025"). To take approval for making provision of money by the Company for purchase of its own shares by the Trust / Trustees for the Employees under Company's Employee Stock Option Plan 2025. To appoint Mr. Niraj Shirgaokar as a Director w.e.f. April 02, 2025.
March 21, 2026	<ol style="list-style-type: none"> To consider and approve the appointment of Mr. Deepak Vidyadhar Dhadoti (DIN: 00511739), as Independent Director for first term. To consider and approve the appointment of Mrs. Meghana Ashok Mulye (DIN: 02591433), as Independent Director for first term. To consider and approve reappointment of Mr. Sachin R. Shirgaokar, (DIN: 00254442) Chairman & Managing Director and reconsider his remuneration for the period of 3 years w.e.f. 01.04.2026. To consider and approve the reappointment of Mr. Vendavagali Srinivasa Reddy, (DIN: 03425960) Wholetime Director for the period of 3 years and reconsider his remuneration w.e.f. 01.04.2026. To consider and approve the re-appointment of Mr. Sohan S. Shirgaokar (DIN: 00217631) with change in his designation from "Joint Managing Director" to "Non-Executive Director" of the Company.

12. MEANS OF COMMUNICATION:

The Company has published its Quarterly Results as per the details mentioned below:

News Papers	Date of Board Meetings	Date of Publication
Business Standard (English - All India Edition) Tarun Bharat (Marathi)	May 09, 2025	May 10, 2025
Business Standard (English - All India Edition) Tarun Bharat (Marathi)	August 08, 2025	August 09, 2025
Business Standard (English - All India Edition) Tarun Bharat (Marathi)	November 13, 2025	November 14, 2025
Business Standard (English - All India Edition) Tarun Bharat (Marathi)	February 11, 2026	February 12, 2026

Website: The Company's website viz. www.synergygreenind.com contains a separate dedicated section 'Investor Relations' where shareholders' information is available. The Company's Annual Reports and quarterly results are also available in a user-friendly and downloadable form.

News releases, presentations, among others: All corporate announcements made to the Stock Exchanges during the year 2025-26 are made available on the website of the Company.

13. GENERAL SHAREHOLDERS' INFORMATION:
13.1 Annual General Meeting:

Day & Date : Thursday & July 23, 2026

Time : 11.00 a.m.

Venue : at Registered Office of the Company at 392, E Ward, Shahupuri, Kolhapur-416001 (Through Video Conferencing)

13.2 Financial Year:

The Company follows the period of 1st April to 31st March, as the Financial Year.

13.3 Dividend payment date: July 28, 2026

13.4 Book Closure: July 17, 2026

13.5 Cut-off date for remote e-voting:

The remote e-voting/voting rights of the shareholders/beneficial owners shall be reckoned on the equity shares held by them as on the cut-off date i.e. July 17, 2026. Remote voting shall remain open from July 20, 2026 (9.00 a.m.) till July 22, 2026 (5.00 p.m.).

13.6 Listing on Stock Exchanges:

a. The equity shares are listed at the following Stock Exchanges:

Name of the Stock Exchanges	Scrip Code / Symbol
BSE Ltd. P J Towers, Dalal Street, Mumbai -400001	541929
NSE Ltd. Exchange Plaza, Plot No.C/1, G Block, Bandra-Kurla Complex, Bandra (E), Mumbai - 400051	SGIL Series: EQ

- b. ISIN for the Company's equity share : INE00QT01015 (having face value of Re.10/-)
- c. Corporate Identity Number (CIN) : L27100PN2010PLC137493
- d. The Company has paid listing fees for the financial year 2026-27 to BSE Ltd. and National Stock Exchange of India Ltd., where Company's shares are listed.

13.7 Stock Market Price Data and performance in comparison to BSE Sensex/NSE NIFTY 50:

The monthly high / low quotations of shares traded on BSE Ltd. and at National Stock Exchange of India Ltd. during each month in last financial year and performance in comparison to BSE Sensex and NSE Nifty 50 are as follows:

NSE			BSE		
Months	High (Rs.)*	Low (Rs.)*	Months	High (Rs.)**	Low (Rs.)**
Apr-25	525.00	377.10	Apr-25	525.80	377.30
May-25	544.55	443.50	May-25	539.95	449.50
Jun-25	561.90	488.80	Jun-25	566.95	488.10
Jul-25	577.70	502.00	Jul-25	577.00	502.50
Aug-25	574.50	485.55	Aug-25	573.00	485.90
Sep-25	633.25	480.00	Sep-25	632.35	490.00
Oct-25	584.70	494.60	Oct-25	570.50	497.20
Nov-25	576.00	521.30	Nov-25	608.00	526.45
Dec-25	570.90	452.05	Dec-25	614.80	452.00
Jan-26	533.95	482.35	Jan-26	537.55	448.25
Feb-26	574.95	420.00	Feb-26	556.45	422.05
Mar-26	531.05	470.00	Mar-26	527.95	437.85

Source: *www.nseindia.com

** www.bseindia.com

13.8 Trading of Securities: The securities of the Company were not suspended from trading during the year 2025-26.

13.9 Registrar and Share Transfer Agents:

The Company has engaged MUFG Intime India Pvt. Ltd. (Formerly known as Link Intime India Pvt. Ltd.), Block No.202, 2nd Floor, Akshay Complex, Near Ganesh Temple, Off Dhole Patil Road, Pune 411001, Tel. 020-26161629, Email : pune@in.mpms.mufg.com, website : www.in.mpms.mufg.com, a SEBI registered body as its Registrar and Share Transfer Agent for processing transfers, sub-division, consolidation etc.

Since trading in Company's shares can now be done only in the dematerialized form, request for demat and remat should be sent directly to the Registrar through depository participants concerned.

13.10 Share Transfer System:

As stated above, the Company's shares are compulsorily traded in demat mode on the stock exchange. This is to further inform that all the shares of Company are held in demat form.

The requirement of obtaining certificate from Practicing Company Secretary for compliance with the share transfer formalities under Regulation 40(g) of the SEBI Listing Regulations is Omitted vide [Notification No. SEBI/LAD-NRO/GN/2024/218 dated 12-12-2024](#) w.e.f. 12-12-2024.

13.11 Reconciliation of Share Capital Audit:

As stipulated by Securities and Exchange Board of India (SEBI), a qualified Practicing Company Secretary carries the Share Capital Audit to reconcile the total admitted capital with National Securities Depository Limited (NSDL) and Central Depository Services (India) Limited (CDSL) and the total issued and listed capital. This audit is carried out every quarter and the report thereon are submitted to stock exchanges and is also placed before the Board of Directors. No discrepancies were noticed during the financial year ended 2026.

13.12 Distribution of Shareholding:

The shareholding distribution of the equity shares as on March 31, 2026 is given below:

Shareholding by Nominal Value	No. of Shareholders	% of Total Shareholders	No of Shares	% of Total Shareholding
1 - 5000	10929	98.58	2096336	13.49
5001-10000	67	0.60	474140	3.05
10001-20000	39	0.35	532658	3.43
20001-30000	13	0.12	313517	2.02
30001-40000	9	0.08	309663	1.99
40001-50000	3	0.03	140614	0.90
50001-100000	10	0.09	723996	4.66
100001 & Above	16	0.14	10952076	70.46
Total	11086	100.00	1,55,43,000	100.00

13.13 Shareholding Pattern as on March 31, 2026:

Sr. No.	Category	Total No. of Shares held	% of Total Shareholdings
1	Corporate Bodies (Promoter Co)	431444	2.78
2	Clearing Members	6984	0.04
3	Other Bodies Corporate	354692	2.28
4	Escrow Account	90	0.00
5	Other Bodies (Promoter Co)	5547446	35.69
6	Hindu Undivided Family	105707	0.68
7	Non Resident Indians	103461	0.67
8	Non Resident (Non Repatriable)	88780	0.57
9	Public	3648736	23.48
10	Promoters	2356622	15.16
11	Trusts	20220	0.13
12	Employee Welfare Trust / ESOP's	8000	0.05
13	Relatives Of Promoters	2465717	15.86
14	Body Corporate - Ltd Liability Partnership	136540	0.88
15	FPI (Corporate) - I	295	0.00
16	Alternate Invst Funds - III	234028	1.51
17	FPI (Corporate) - II	34238	0.22
	Total	1,55,43,000	100.00

13.14 Dematerialization of Shares and liquidity:

The entire shareholding of the Company is in DEMAT form.

CDSL : 1,19,31,643

NSDL : 36,11,357

13.15 Convertible Instruments:

The Company has not issued any Global Depository Receipts (GDRs)/American Depository Receipts (ADRs)/warrants or any convertible instrument, which is likely to have impact on the Company's Equity.

13.16 Commodity Price risk or foreign exchange risk and hedging activities:

The Company is exposed to the risk of price fluctuations while exporting the castings, which are proactively managed. The Company has a robust framework in place to protect its interests from risks arising out of market volatility. Based on continuous monitoring and market intelligence the sales and procurement team take appropriate strategy to deal with the market volatility. As exposure to the foreign exchange risk is not significant, the Company has decided not to hedge the currency risk.

13.17 Plant locations: C-18, Five Star MIDC, Kagal, Tal. Hatkanangle, Kolhapur – 416216, Maharashtra. & F-6, Five Star MIDC, Kagal, Kolhapur.

13.18 Registered Office:

Synergy Green Industries Limited,
392, E Ward, Shahupuri,
Kolhapur-416001, Maharashtra
Telephone: 0231-2658375
E-mail: nmm@synergygreenind.com

13.19 Address for correspondence:

All Shareholders correspondence should be addressed to:

The Company Secretary & Compliance Officer

Synergy Green Industries Limited

392, E Ward, Shahupuri, Kolhapur-416001, Maharashtra

Telephone: 0231-2658375 E-mail: nmm@synergygreenind.com

13.20 Credit rating:

List of all credit ratings obtained by the entity along with any revisions thereto during the relevant financial year, for all debt instruments of such entity or any fixed deposit programme or any scheme or proposal of the listed entity involving mobilization of funds.

Tenure	Rating
Long Term Rating	'CRISIL BBB/Stable'
Short Term Rating	'CRISIL BBB/Stable'
Fixed Deposits	'CRISIL BBB/Stable'

13.21 Dividend:

The Company's overall performance during the financial year under review was flat. Based on the performance, the Board of Directors in their meeting held on May 19, 2026, have recommended Preference Dividend of Rs.10/- per Preference Shares of Rs.100/- each on 10% Redeemable Cumulative Preference Shares for F.Y. 2025-26, subject to approval of members in the ensuing Annual General Meeting.

14. DISCLOSURES

14.1 Related Party Transactions:

All transactions entered into with related parties as defined under the Act, and Regulation 23 of the SEBI (Listing Obligations and Disclosure Requirements) Regulations, 2015 during the financial year ended March 31, 2026 were in the ordinary course of business and on arm's length basis. There were no materially significant related party transactions, pecuniary transactions or relationship between the Company and its Directors during the financial year ended March 31, 2026 that may have potential conflict with the interest of the Company at large. Suitable disclosures as required by Indian Accounting Standards (Ind AS 24) have been made in the notes to the Financial Statements, forming part of the Annual Report. The Board has approved a policy for related party transactions which can be accessed at the Company website link at: <https://synergygreenind.com/investors-relations/>

14.2 Compliance by the Company:

The Company has complied with all the requirements of the SEBI (Listing Obligations and Disclosure Requirements) Regulations, 2015 as well as the regulations and guidelines of SEBI. There were no strictures or penalties imposed by either SEBI or Stock Exchanges or any other statutory authorities for non-compliance of any matter related to the capital markets during the last three years.

14.3 Whistle Blower Policy /Vigil Mechanism and affirmation that no personnel have been denied access to the Audit Committee:

The Company has established a mechanism for directors and employees to report concerns about unethical behavior, actual or suspected fraud, or violation of code of conduct or ethics policy. The mechanism also provides for adequate safeguards against victimization of persons who avail of the mechanism and also provide for direct access to the Chairman of the Audit Committee in the exceptional cases. We affirm that during the financial year ended March 31, 2026, no person was denied access to the Audit Committee.

14.4 Compliance with mandatory / discretionary requirements under Regulation 27 read with Schedule II Part E of the SEBI (Listing Obligations and Disclosure Requirements) Regulations, 2015:

The Company has complied with all mandatory requirements under Regulation 27 and Schedule V of the SEBI (Listing Obligations and Disclosure Requirements) Regulations, 2015.

14.5 Risk Management:

The Company has laid down procedure to inform Board members about the risk assessment and minimization procedures. The Company has framed the risk assessment and minimization procedure, which is periodically reviewed by the Board.

14.6 Policy on Material Subsidiary:

In accordance with the requirements of Regulation 16(1)(c) of SEBI Listing Regulations, this is to inform that the Company does not have subsidiary.

14.7 CMD and CFO Certification:

As required under Regulation 17(8) of the SEBI (Listing Obligations and Disclosure Requirements) Regulations, 2015, a certificate from Mr. Sachin R. Shirgaokar, Chairman & Managing Director and Mr. Pratik P. Dukande, Chief Financial Officer of the Company certifying that the financial statements do not contain any materially untrue statement and these statements represent a true and fair view of the Company's affairs, was placed before the Board.

14.8 Review of Directors' Responsibility Statement:

The Board in its report has confirmed that the annual accounts for the year ended March 31, 2026 have been prepared as per applicable Accounting Standards and policies and that sufficient care has been taken for maintaining adequate accounting records.

14.9 Details of utilization of funds raised through preferential allotment or qualified institutions placement:

The Company has not raised any funds through preferential allotment or qualified institutions placement as specified under Regulation 32(7A) of SEBI (Listing Obligations and Disclosure Requirements) Regulations, 2015 during the financial year ended March 31, 2026.

14.10 Recommendation by Committee:

The Board has accepted all recommendations made by its committees during the financial year ended March 31, 2026.

14.11 Total fees for all services paid by the listed entity and its subsidiaries, on a consolidated basis, to the statutory auditors and all entities in the network firm/network entity of which the statutory auditor is a part, given below:

(Rs. in Lakhs)	
Nature of Payments	Amount
Statutory Audit	3.30
Other services including reimbursement of expenses	0.98
Total	4.28

14.12 Disclosures in relation to the Sexual Harassment of Women at Workplace (Prevention, Prohibition and Redressal) Act, 2013:

Sr. No.	Particulars	No. of Complaints
a.	Complaints filed during the financial year	Nil
b.	Complaints disposed of during the financial year	Nil
c.	Complaints pending as on end of the financial year	Nil

14.13 Compliance of the requirement of Corporate Governance Report:

During the financial year ended March 31, 2026 the Company has complied with the requirements of Corporate Governance Report of sub paras (2) to (10) of the Point C of Schedule V of SEBI (Listing Obligations & Disclosure Requirements) Regulations, 2015.

14.14 Disclosure of the compliance with Corporate Governance:

The Company has complied with the Regulations 17-20, 22-23, 24A, 25-27 and Clauses (b) to (i) of sub-regulations (2) of Regulation 46 of SEBI (Listing Obligations & Disclosure Requirements) Regulations, 2015, during the financial year ended March 31, 2026. Regulations 21 and 24 of SEBI (Listing Obligations & Disclosure Requirements) Regulations, 2015 are not applicable to the Company.

14.15 Compliance Certificate for Code of Conduct:

The declaration by Executive Chairman affirming compliance of Board and Senior Management Personnel to the Code of Conduct is also annexed herewith and forms part of this Report as per Schedule V of SEBI (Listing Obligations and Disclosure Requirements) Regulations, 2015.

14.16 Disclosure of accounting treatment:

In the preparation of financial statements, the Company has followed the Indian Accounting Standards (Ind AS) as prescribed by the Ministry of Corporate Affairs under Companies (Indian Accounting Standards) Rule, 2015 and provisions of Companies Act, 2013 to the extent notified and applicable.

14.18 Auditors' certificate on Corporate Governance:

The Company has obtained a certificate from the Secretarial Auditor of the Company regarding compliance of conditions of Corporate Governance as stipulated in Schedule V of the SEBI (Listing Obligations and Disclosure Requirements) Regulations, 2015, which is annexed herewith as **Annexure-B** and forming part of this Report.

For Synergy Green Industries Limited

Place: Kolhapur
Date: May 19, 2026

Sachin R. Shirgaokar
Chairman & Managing Director
DIN:00254442

DECLARATION REGARDING COMPLIANCE OF CODE OF CONDUCT

As per Regulation 17 and Schedule V of SEBI (Listing Obligations and Disclosure Requirements) Regulations, 2015, I, Sachin R. Shirgaokar, Chairman & Managing Director do hereby declare that the Board Members and Senior Management Personnel have affirmed compliance with Code of Conduct of the Company during the financial year ended 2025-26

For Synergy Green Industries Limited

Place: Kolhapur
Date: May 19, 2026

Sachin R. Shirgaokar
Chairman & Managing Director
DIN:00254442

TO THE BOARD OF DIRECTORS OF SYNERGY GREEN INDUSTRIES LIMITED CERTIFICATE BY CHAIRMAN & MANAGING DIRECTOR AND CHIEF FINANCIAL OFFICER OF THE COMPANY

[As per Regulation 17(8) read with Para B of Schedule II of SEBI (LODR) Regulations 2015]

We, the undersigned, in our respective capacities as Chairman & Managing Director and Chief Financial Officer of the Synergy Green Industries Limited, hereby certify that;

- A. We have reviewed financial statements and the cash flow statement for the year ended on March 31, 2026, and that to the best of our knowledge and belief:
 - (1) these statements do not contain any materially untrue statement or omit any material fact or contain statements that might be misleading;
 - (2) these statements together present a true and fair view of the listed entity's affairs and are in compliance with existing accounting standards, applicable laws and regulations.
- B. There are, to the best of our knowledge and belief, no transactions entered into by the listed entity during the year which are fraudulent, illegal or violative of the listed entity's code of conduct.
- C. We accept responsibility for establishing and maintaining internal controls for financial reporting and that we have evaluated the effectiveness of internal control systems of listed entity pertaining to financial reporting and we have disclosed to the auditors and the audit committee, there are no deficiencies in the design or operation of such internal controls.
- D. We have indicated to the auditors and the Audit Committee that;
 - (1) There are no significant changes in internal control over financial reporting during the year;
 - (2) There are no significant changes in accounting policies during the year and that the same have been disclosed in the notes to the financial statements; and
 - (3) There are no instances of significant fraud of which I have become aware and the involvement therein, if any, of the management or an employee having a significant role in the listed entity's internal control system over financial reporting.

For Synergy Green Industries Limited

Place: Kolhapur
Date: May 19, 2026

Pratik P. Dukande
Chief Financial Officer

Sachin R. Shirgaokar
Chairman & Managing Director
DIN:00254442

ANNEXURE-A

CERTIFICATE OF NON-DISQUALIFICATION OF DIRECTORS

Pursuant to regulation 34(3) and Schedule V Para C clause (10)(i) of the SEBI (Listing Obligations and Disclosure Requirements) Regulations, 2015 ("SEBI Listing Regulations")

The Members,
SYNERGY GREEN INDUSTRIES LIMITED
392 E Ward Shahupuri, Kolhapur,416001

We have examined the relevant books, papers, minutes books, forms and returns filed, Notices received from the Directors during the last financial Year, and other records maintained by the Company and also the information provided by the Company, its officers, agents and authorised representatives of Synergy Green Industries Limited, CIN: L27100PN2010PLC137493, having its Registered office at 392 E Ward Shahupuri, Kolhapur,416001 for the purpose of issue of a Certificate, in accordance with Regulation 34 (3) read with Schedule V Para-C Sub clause 10 (i) of the Securities Exchange Board of India (Listing Obligations and Disclosure Requirements) 2015 (LODR), as amended vide notification no SEBI/LAD/NRO/GN/2018/10 dated May 9, 2018 issued by SEBI.

In our opinion and to the best of our knowledge and based on such examination as well as information and explanations furnished to us, which to the best of our knowledge and belief were necessary for the purpose of issue of this certificate and based on such verification as considered necessary, we hereby certify that None of the Directors as stated below who are on the Board of the Company as on 31st March 2026 have been debarred or disqualified from being appointed or continuing as Directors of the Companies by SEBI / Ministry of Corporate Affairs or any such other statutory authority.

S. No.	DIN	Name of the Director	Designation	Date of Appointment
1	00254442	Mr. Sachin Rajendra Shirgaokar	Managing Director	08/10/2010
2	00217631	Mr. Sohan Sanjeev Shirgaokar	Jt. Managing Director	08/10/2010
3	03425960	Mr. Vendavagali Reddy Srinivasa	Whole-time Director	01/04/2012
4	00208200	Mr. Chandan Sanjeev Shirgaokar	Director	19/01/2011
5	00254525	Mr. Niraj Shishir Shirgaokar	Director	02/04/2025
6	00053598	Ms. Prabha Prakash Kulkarni	Director	20/02/2018
7	02081844	Mr. Dattaram Pandurang Kamat	Director	20/02/2018
8	00079844	Mr. Meyyappan Shanmugam	Director	18/05/2018
9	00233322	Mr. Subhash Gundappa Kutte	Director	09/01/2019
10	01625500	Mr. Mallappa Rachappa Desai	Director	20/02/2018

* Mr. Mallappa Rachappa Desai and Ms. Prabha Prakash Kulkarni has resigned from the post of director of the company w.e.f. 01/04/2026 due to completion of term of appointment.

We further state that such compliance is neither an assurance as to the future viability of the Company nor of the efficiency or effectiveness with which the management has conducted the affairs of the Company.

**FOR DVD & ASSOCIATES
COMPANY SECRETARIES
DEVENDRA V. DESHPANDE**

Proprietor
FCS 6099 CP 6515
PR No. 7711/2026
UDIN: Foo6099H000407271

Date: 19.05.2026
Place: Pune

ANNEXURE-B

AUDITORS' CERTIFICATE ON CORPORATE GOVERNANCE

To,
The Members
SYNERGY GREEN INDUSTRIES LIMITED
392 E Ward Shahupuri, Kolhapur,416001

We have examined the compliance of conditions of Corporate Governance by **SYNERGY GREEN INDUSTRIES LIMITED (the Company)** for the year ended on 31st March, 2026, as stipulated under Regulation 15(2) read with Schedule V Part E of SEBI (Listing Obligations and Disclosure Requirements) Regulations, 2015.

The compliance of conditions of Corporate Governance is the responsibility of the Management. Our examination was limited to procedures and implementation thereof, adopted by the Company for ensuring the compliance of the conditions of Corporate Governance. It is neither an audit nor an expression of opinion on the financial statements of the Company.

In our opinion and to the best of our information and according to the explanations given to us, we certify that the Company has complied with the conditions of Corporate Governance as stipulated in the above-mentioned SEBI (Listing Obligations and Disclosure Requirements) Regulations, 2015.

We have been explained that no investor grievances are pending for a period exceeding one month against the Company as per the records maintained by the Company.

We further state such compliance is neither an assurance as to the future viability of the Company nor the efficiency or effectiveness with which the Management has conducted the affairs of the Company.

FOR DVD & ASSOCIATES

COMPANY SECRETARIES **Devendra V Deshpande**

Proprietor
FCS No. 6099CP No. 6515
PR NO: 7711/ 2026
UDIN: Foo6099H000407313

Date: 19.05.2026
Place: Pune

ANNEXURE-C

COMPLIANCE CERTIFICATE

**[Pursuant to Regulation 13 of the Securities Exchange Board of India
(Share Based Employee Benefits and Sweat Equity) Regulations, 2021]**

To,
The Members,
SYNERGY GREEN INDUSTRIES LIMITED
392 E Ward Shahupuri, Kolhapur,416001

We, DVD & Associates, Company Secretary in practice, have been appointed as the Secretarial Auditor vide a resolution passed at its meeting held on 09th May, 2025 by the Board of Directors of Synergy Green Industries Limited (hereinafter referred to as 'the Company'), having CIN: L27100PN2010PLC137493 and having its registered office at Office 392 E Ward Shahupuri, Kolhapur, 416001. This Certificate is issued under the Securities and Exchange Board of India [Share Based Employee Benefits and Sweat Equity] Regulations, 2021 (hereinafter referred to as "the **Regulations**").

Management Responsibility:

It is the responsibility of the Management of the Company to implement the Scheme(s) including designing, maintaining records and devising proper systems to ensure compliance with the provisions of all applicable laws and regulations and to ensure that the systems are adequate and operate effectively.

Verification:

The Company has implemented following scheme of ESOP viz Synergy Green Industries Ltd. (SGIL) Employee Stock Option Plan 2025 ("**Scheme**") in accordance with the Regulations and the Special resolution passed by the members through Postal Ballot on 20th April, 2025.

For the purpose of verifying the compliance of the Regulations, I have examined the following:

1. Scheme(s) received from/furnished by the Company;
2. Articles of Association of the Company;
3. Resolutions passed at the meeting of the Board of Directors held on 18th March, 2025;
4. Shareholder's resolutions passed through Postal Ballot on 20th April, 2025 approving the Scheme and related resolutions ;
5. Minutes of the meetings of the Nomination and Remuneration Committee ("**NRC**") held on 18th March, 2025;
6. Relevant Accounting Standards as prescribed by the Central Government;
7. Detailed terms and conditions of the Scheme as approved by NRC;
8. Exercise Price / Pricing formula;
9. Disclosure by the Board of Directors in the Board's Report;
10. Disclosures filed in respect of the Scheme with the relevant Stock exchanges;
11. Relevant provisions of the Regulations, Companies Act, 2013 ("**Act**") and Rules made thereunder;
12. Other relevant document/ filing/ records/ information as sought and made available to us and the explanations provided by the Company.

Certification:

In our opinion and to the best of our knowledge and according to the verifications as considered necessary and explanations furnished to us by the Company and its Officers, We certify that the Company has implemented the Scheme in accordance with the applicable provisions of the Regulations, Act and Resolution(s) of the Company passed in the General Meeting(s).



Assumption & Limitation of Scope and Review:

1. Ensuring the authenticity of documents and information furnished is the responsibility of the Board of Directors of the Company.
2. Our responsibility is to give certificate based upon our examination of relevant documents and information. It is neither an audit nor an investigation.
3. This certificate is neither an assurance as to the future viability of the Company nor of the efficiency or effectiveness with which the management has conducted the affairs of the Company.
4. This certificate is solely for your information and it is not to be used, circulated, quoted, or otherwise referred to for any purpose other than for the Regulations.

**FOR DVD & ASSOCIATES
COMPANY SECRETARIES**

DEVENDRA V. DESHPANDE
Proprietor
FCS 6099 CP 6515
PR No. 7711/2026
UDIN: Foo6099H000407271

Date: 19.05.2026
Place: Pune



FINANCIAL STATEMENTS

INDEPENDENT AUDITORS' REPORT

To,
The Members of
Synergy Green Industries Limited

Report on the Audit of the Standalone Financial Statements

Opinion

We have audited accompanying Standalone Financial Statements of Synergy Green Industries Limited ("the Company"), which comprise the Standalone Balance Sheet as at March 31, 2026, and the Standalone Statement of Profit and Loss (including Other Comprehensive Income), Standalone Statement of Changes in Equity and Standalone Statement of Cash Flows for the year then ended, and notes to the Standalone Financial Statements, including Material Accounting Policies and other explanatory information (hereinafter referred to as "Standalone Financial Statements").

In our opinion and to the best of our information and according to the explanations given to us, the aforesaid Standalone Financial Statements give the information required by the Companies Act, 2013 ('the Act') in the manner so required and give a true and fair view in conformity with the accounting principles generally accepted in India, of the state of affairs of the Company as at March 31, 2026, and its profits (including Other Comprehensive Income), changes in equity and its cash flows for the year ended on that date.

Basis for Opinion

We conducted our audit in accordance with the Standards on Auditing (SAs) specified under section 143(10) of the Act. Our responsibilities under those Standards are further described in the 'Auditor's Responsibilities for the Audit of the Standalone Financial Statements' section of our report. We are independent of the Company in accordance with the Code of Ethics issued by the Institute of Chartered Accountants of India together with the ethical requirements that are relevant to our audit of the Standalone Financial Statements under the provisions of the Act and the Rules thereunder, and we have fulfilled our other ethical responsibilities in accordance with these requirements and the Code of Ethics.

We believe that the audit evidence we have obtained is sufficient and appropriate to provide a basis for our opinion on Standalone Financial Statements.

Key Audit Matters

Key audit matters are those matters that, in our professional judgment, were of most significance in our audit of the Standalone Financial Statements of the current period. These matters were addressed in the context of our audit of the Standalone Financial Statements as a whole, and in forming our opinion thereon, and we do not provide a separate opinion on these matters. For each matter below, our description of how our audit addressed the matter is provided in that context.

We have determined the matters described below to be the key audit matters to be communicated in our report. We financial statements. The results of our audit procedures, including the procedures performed to address have fulfilled the responsibilities described in the Auditor's responsibilities for the audit of the standalone financial statements section of our report, including in relation to these matters. Accordingly, our audit included the performance of procedures designed to respond to our assessment of the risks of material misstatement of the the matters below, provide the basis for our audit opinion on the accompanying standalone financial statements.

A. Capitalisation and useful life of property, plant and equipment & Capital Work in Progress

During the year ended March 31, 2026, the Company has capitalized property, plant and equipment to the tune of ₹16,985.61 Lakhs. The capitalization represents the expansion of the existing Unit 1 and Unit 2 machine shop and fettling shop

Out of the total capitalization, ₹11,171.03 Lakhs relates to plant and machinery, land and building ₹4,109.60 Lakhs and Dies and moulds ₹1,282.79 Lakhs. Property, Plant and Equipment and capital work-in-progress constitute 60.82% of the Company's total assets. Further, items of property, plant and equipment that are ready for its intended use as determined by the management have been capitalised in the current year.

Judgement is involved in determining whether the aforesaid capitalisation meets the recognition requirement under Ind AS, specifically in relation to the determination of whether the management's criteria for intended use have been met. Assessment of useful life of plant and machinery involves management judgement, technical assessment, consideration of historical experiences, anticipated technological changes, etc.

Accordingly, the above has been determined as a key audit matter.

Our audit procedures included, but were not limited to the following:

1. Examined the management assessment of the assumptions considered in the estimation of useful life.
2. Examined the useful economic lives with reference to the Company's historical experience and technical evaluation by a third party and a specialist appointed by management.
3. Assessed the objectivity and competence of the Company's external specialists involved in the process.
4. Assessed the nature of the additions made to property, plant and equipment, capital work-in-progress on a test check basis to test whether they meet the recognition criteria as set out

in para 16 to 22 of Ind AS 16 – Property, Plant and Equipment, including intended use of management.

5. Examined and verified the ageing of capital work in progress.
6. Ensured the correctness of borrowing cost and associated income capitalisation.

B. Inventory Valuation and Existence

Inventories amounting to ₹6,271.65 Lakhs comprise a significant portion of the Company's total assets and mainly consist of raw materials, work-in-progress, finished goods, and stores & spares. The valuation of inventories involves significant management judgment, particularly in determining net realizable value, assessment of slow-moving and obsolete inventory, and estimation of inventory provisions. Further, considering the volume of inventory transactions and physical inventory held across locations, there is an inherent risk relating to the existence and valuation of inventories.

Accordingly, inventory valuation and existence have been determined as a key audit matter.

Our audit procedures included, but were not limited to, the following:

1. Evaluated the design and operating effectiveness of key internal controls relating to inventory recording, valuation, and monitoring.
2. Attended physical inventory verification at selected locations on a sample basis and performed test counts.
3. Tested inventory valuation by verifying costing methodology and comparing carrying values with net realizable value, wherever applicable.
4. Reviewed inventory ageing reports and assessed the adequacy of provisions for slow-moving and obsolete inventory.
5. Performed analytical procedures and tested inventory reconciliations on a sample basis.
6. Assessed the adequacy of disclosures made in the standalone financial statements in accordance with applicable accounting standards.

Other Information

The Company's Board of Directors is responsible for the other information. The other information comprises the information in the Directors Report but does not include the Standalone Financial Statements and our auditor's report thereon. Our opinion on the Standalone Financial Statements does not cover the other information and we do not express any form of assurance conclusion thereon.

In connection with our audit of the Standalone Financial Statements, our responsibility is to read the other information and, in doing so, consider whether the other information is materially inconsistent with the Standalone Financial Statements or our

knowledge obtained in the audit or otherwise appears to be materially misstated.

If, based on the work we have performed, we conclude that there is a material misstatement of this other information; we are required to report that fact. We have nothing to report in this regard.

Responsibilities of Management and Those Charged with Governance for the Standalone Financial Statements

The Company's Board of Directors is responsible for the matters stated in section 134(5) of the Act with respect to the preparation of these Standalone Financial Statements that give a true and fair view of the financial position, financial performance including other comprehensive income, changes in equity and cash flows of the Company in accordance with the accounting principles generally accepted in India, including the Indian Accounting Standards (Ind AS) specified under section 133 of the Act read with the Companies (Indian Accounting Standards) Rules, 2015, as amended. This responsibility also includes maintenance of adequate accounting records in accordance with the provisions of the Act for safeguarding of the assets of the Company and for preventing and detecting frauds and other irregularities; selection and application of appropriate accounting policies; making judgments and estimates that are reasonable and prudent; and design, implementation and maintenance of adequate internal financial controls, that were operating effectively for ensuring the accuracy and completeness of the accounting records, relevant to the preparation and presentation of the Standalone Financial Statements that give a true and fair view and are free from material misstatement, whether due to fraud or error.

In preparing the Standalone Financial Statements, the management is responsible for assessing the Company's ability to continue as a going concern, disclosing, as applicable, matters related to going concern and using the going concern basis of accounting unless management either intends to liquidate the Company or to cease operations, or has no realistic alternative but to do so.

Those Board of Directors are also responsible for overseeing the Company's financial reporting process.

Auditor's Responsibilities for the Audit of the Standalone Financial Statements

Our objectives are to obtain reasonable assurance about whether the Standalone Financial Statements as a whole are free from material misstatement, whether due to fraud or error, and to issue an auditor's report that includes our opinion. Reasonable assurance is a high level of assurance but is not a guarantee that an audit conducted in accordance with SAs will always detect a material misstatement when it exists. Misstatements can arise from fraud or error and are considered material if, individually or in the aggregate, they could reasonably be expected

to influence the economic decisions of users taken on the basis of these Standalone Financial Statements.

As part of an audit in accordance with SAs, we exercise professional judgment and maintain professional scepticism throughout the audit.

We also:

Identify and assess the risks of material misstatement of the Standalone Financial Statements, whether due to fraud or error, design and perform audit procedures responsive to those risks, and obtain audit evidence that is sufficient and appropriate to provide a basis for our opinion. The risk of not detecting a material misstatement resulting from fraud is higher than for one resulting from error, as fraud may involve collusion, forgery, intentional omissions, misrepresentations, or the override of internal control.

Obtain an understanding of internal control relevant to the audit in order to design audit procedures that are appropriate in the circumstances. Under section 143(3)(i) of the Act we are also responsible for expressing our opinion on whether the Company has adequate internal financial controls system in place and the operating effectiveness of such controls.

Evaluate the appropriateness of accounting policies used and the reasonableness of accounting estimates and related disclosures made by management.

Conclude on the appropriateness of management's use of the going concern basis of accounting and, based on the audit evidence obtained, whether a material uncertainty exists related to events or conditions that may cast significant doubt on the Company's ability to continue as a going concern. If we conclude that a material uncertainty exists, we are required to draw attention in our auditor's report to the related disclosures in the Standalone Financial Statements or, if such disclosures are inadequate, to modify our opinion. Our conclusions are based on the audit evidence obtained up to the date of our auditor's report. However, future events or conditions may cause the Company to cease to continue as a going concern.

Evaluate the overall presentation, structure and content of the Standalone Financial Statements, including the disclosures, and whether the Standalone Financial Statements represent the underlying transactions and events in a manner that achieves fair presentation.

We communicate with those charged with governance regarding, among other matters, the planned scope and timing of the audit and significant audit findings, including any significant deficiencies in internal control that we identify during our audit.

We also provide those charged with governance with a statement that we have complied with relevant ethical requirements regarding independence, and

to communicate with them all relationships and other matters that may reasonably be thought to bear on our independence, and where applicable, related safeguards.

From the matters communicated with those charged with governance, we determine those matters that were of most significance in the audit of the Standalone Financial Statements of the current period and are therefore the key audit matters. We describe these matters in our auditor's report unless law or regulation precludes public disclosure about the matter or when, in extremely rare circumstances, we determine that a matter should not be communicated in our report because the adverse consequences of doing so would reasonably be expected to outweigh the public interest benefits of such communication.

Report on Other Legal and Regulatory Requirements

1. As required by the Companies (Auditor's Report) Order, 2020 ("the Order"), issued by the Central Government of India in terms of sub-section (11) of section 143 of the Act, we give in the "Annexure A"; a statement on the matters specified in paragraphs 3 and 4 of the Order, to the extent applicable.
2. As required by Section 143(3) of the Act, we report that:
 - a) We have sought and obtained all the information and explanations which to the best of our knowledge and belief were necessary for the purposes of our audit.
 - b) In our opinion, proper books of account as required by law have been kept by the Company so far as it appears from our examination of those books except for the matters stated in the paragraph 2(h)(vi) below on reporting under Rule 11(g).
 - c) The Standalone Balance Sheet, the Standalone Statement of Profit and Loss (including other comprehensive income), the Standalone Statement of Changes in Equity and the Standalone Cash Flow Statement dealt with by this Report are in agreement with the books of account.
 - d) In our opinion, the aforesaid Standalone Financial Statements comply with the Indian Accounting Standards (Ind AS) specified under Section 133 of the Act, read with Companies (Indian Accounting Standards) Rules, 2015, as amended.
 - e) On the basis of the written representations received from the directors as on March 31, 2026, taken on record by the Board of Directors, none of the directors is disqualified as on March 31, 2026 from being appointed as a director in terms of Section 164 (2) of the Act.
 - f) With respect to the adequacy of the internal financial controls over financial reporting of the Company and operating effectiveness of such controls, refer to our separate Report in "Annexure B".

- g) As required by section 197 (16) of the Act; in our opinion and according to information and explanation provided to us, the remuneration paid by the company to its directors is in accordance with the provisions of section 197 and Schedule V of the Act read with Companies (Appointment and Managerial Personnel) Rules, 2014 and remuneration paid to directors is in accordance with provisions of this section read with Schedule V.
- h) With respect to the other matters to be included in the Auditor's Report in accordance with Rule 11 of the Companies (Audit and Auditors) Rules, 2014, in our opinion and to the best of our information and according to the explanations given to us:
 - (i) The Company has disclosed the impact of pending litigations on its financial position in its Standalone Financial Statements – Refer Note 34 to the Standalone Financial Statements;
 - (ii) The Company has made provision, as required under the applicable law or accounting Standards, for material foreseeable losses, if any, on long-term contracts including derivative contracts – Refer Note 18 to the Standalone Financials Statements;
 - (iii) There has been no delay in transferring amounts, required to be transferred, to the Investor Education and Protection Fund by the Company.
 - (iv) (a) The management has represented to us that, to the best of its knowledge and belief, other than as disclosed in the notes to the accounts to the Standalone Financial Statements, if any, no funds have been advanced or loaned or invested (either from borrowed funds or share premium or any other sources or kind of funds) by the Company to or in any other person(s) or entity(ies), including foreign entities ("Intermediaries"), with the understanding, whether recorded in writing or otherwise, that the Intermediary shall, whether, directly or indirectly lend or invest in other persons or entities identified in any manner whatsoever by or on behalf of the company ("Ultimate Beneficiaries") or provide any guarantee, security or the like on behalf of the Ultimate Beneficiaries.

- (b) the management has represented to us, that, to the best of its knowledge and belief, other than as disclosed in the notes to the accounts to the Standalone Financial Statements, if any, no funds have been received by the Company from any person(s) or entity(ies), including foreign entities ("Funding Parties"), with the understanding, whether recorded in writing or otherwise, that the Company shall, whether, directly or indirectly, lend or invest in other persons or entities identified in any manner whatsoever by or on behalf of the Funding Party ("Ultimate Beneficiaries") or provide any guarantee, security or the like on behalf of the Ultimate Beneficiaries.

- (c) Based on the information and explanation given to us and audit procedures performed as considered reasonable and appropriate in the circumstances, nothing has come to our notice that has caused us to believe that the representations made by the management and as mentioned under sub-clause (iv)(a) and (iv)(b) above contain any material misstatement.

- (v) The dividend declared, paid and proposed by the Company during the year is in accordance with Section 123 of the Act, as applicable.

- (vi) Based on our examination, which included test checks, the company, has used an accounting software, for maintaining its books of account which has a feature of recording audit trail (edit log) facility and the same has operated throughout the year for all relevant transactions recorded in the software. Further, during the course of our audit, we did not note any instance of the audit trail (edit log) feature being tampered with.

The company has maintained an audit trail in accordance with statutory record retention requirements from 08th January 2025.

For M/s D A B & ASSOCIATES
Chartered Accountants
Firm Registration No. 101119W

Guruprasad Bobhate
Partner
Membership No.198670

Place: Kolhapur
Date: 19th May 2026
UDIN: 26198670QEGWBB7700

Annexure A to the INDEPENDENT AUDITORS' REPORT

Referred to in paragraph 1 under the heading, "Report on Other Legal and Regulatory Requirements" of our report on even date:

- i. (a) (A) The Company is maintaining proper records showing full particulars, including quantitative details and the situation of Property, Plant & Equipment.
 - (B) The Company is maintaining proper records showing full particulars of intangible assets;
- (b) The Property, Plant & Equipment are physically verified by the Management according to a phased program designed to cover all the items over a period of three years, which, in our opinion, is reasonable having regard to the size of the Company and the nature of its assets. Pursuant to the program, a portion of the Property, Plant & Equipment has been physically verified by the Management during the year, and no material discrepancies have been noticed on such verification.
- (c) The title deeds of immovable properties (other than properties where the company is the lessee and the lease agreements are duly executed in favour of the lessee), as disclosed in Note 1 to the Standalone Financial Statements, are held in the name of the Company.
- (d) The Company has not revalued its Property, Plant and Equipment (including Right of Use assets) or intangible assets during the year.
- (e) According to the information and explanations provided to us, there are no proceedings have been initiated or are pending against the company for holding any benami property under the Prohibition of Benami Property Transactions Act, 1988 (as amended in 2016) and rules made thereunder. Hence, reporting under clause 3(ii) (e) of the order is not applicable.
- ii. (a) The physical verification of inventory, excluding stocks with third parties, have been conducted at reasonable intervals by the Management during the year. In respect of inventory lying with third parties, these have substantially been confirmed by them. In our opinion and based on the policy adopted by the management, the coverage and procedure of such verification is appropriate. The discrepancies noticed on physical verification of inventory as compared to book records were not 10% or more in aggregate for each class of inventory, as compared to book records and have been appropriately dealt with in the books of accounts.
- (b) According to the information and explanations provided to us, the company has been sanctioned working capital limits in excess of five crore rupees during the year, in aggregate, from banks or financial institutions on the basis of security of current assets. The management

of the company has provided us with the quarterly returns or statements, which they have represented to us have been filed by the company with their banks or financial institutions. In our opinion, these quarterly returns or statements are reconciled/ reconfirmed with the books of account of the Company.

- iii. The company during the year has not made investments in, provided any guarantee or security or granted any loans or advances in the nature of loans, secured or unsecured, to companies, firms, Limited Liability Partnerships or any other parties. Hence, reporting under Clause (iii)(a), (iii)(b), (iii)(c), (iii)(d), (iii)(e) and (iii)(f) of the said order are not applicable to the Company.
- iv. The Company has not granted any loans or made any investments or provided any guarantees or security to the parties covered under Section 185 and 186. Therefore, the provisions of Clause 3(iv) of the said order are not applicable to the Company.
- v. In our opinion, and according to the information and explanations given to us, the Company has complied with the provisions of Sections 73, 74, 75 and 76 or any other relevant provisions of the Act and the Rules made thereunder to the extent notified, with regard to the deposits and/or amounts which are deemed to be deposits accepted from the public. According to the information and explanations given to us, no order has been passed by the Company Law Board or National Company Law Tribunal or Reserve Bank of India or any Court or any other Tribunal on the Company in respect of the aforesaid deposits.
- vi. Pursuant to the rules made by the Central Government of India, the Company is required to maintain cost records as specified under Section 148(1) of the Act in respect of its products. We have broadly reviewed the same, and are of the opinion that, prima facie, the prescribed accounts and records have been made and maintained. We have not, however, made a detailed examination of the records with a view to determine whether they are accurate or complete.
- vii. (a) According to the information and explanations given to us and the records of the Company examined by us, in our opinion, the Company is generally regular in depositing undisputed statutory dues including Goods and Service Tax, provident fund, sales tax, income tax, service tax, duty of customs, duty of excise, value added tax, cess as applicable, with the appropriate authorities.
 - (b) According to the information and explanations given to us and the records of the Company examined by us, the particulars of statutory dues referred to in sub-clause (a) as at 31st March 2026 which have not been deposited on account of a dispute, are as follows:

Name of the statute	Nature of dues	Amount (₹ Lakhs)	Period to which the amount relates	Forum where the dispute is pending
Service Tax under Finance Act, 1994	Central Excise Duty	2.95	2012-13 & 2013-14	The Commissioner of Central GST (Appeals), Pune
Goods & Services Tax Act, 2017	Excess refund of GST	503.45	2017-18	Deputy Commissioner of State Tax (Appeals), Kolhapur

- viii. In terms of the information and explanations given to us and the books of account and records examined by us, the Company has not surrendered or disclosed as income during the year in the tax assessments under the Income Tax Act, 1961. Hence reporting under clause 3(viii) of the order is not applicable.
- ix. (a) According to the records of the Company examined by us and the information and explanation given to us, the Company has not defaulted in repayment of loans or other borrowings or in the payment of interest thereon to any lender.
 - (b) According to the information and explanations given to us and on the basis of our audit procedures, we report that the company has not been declared as a wilful defaulter by any bank or financial institution or government or any government authority.
 - (c) In our opinion and according to the information and explanations given to us, the company has utilized the money obtained by way of term loans during the year for the purposes for which they were obtained.
 - (d) According to the information and explanations given to us, and the procedures performed by us, and on an overall examination of the Standalone Financial Statements of the company, we report that no funds raised on short-term basis have been used for long-term purposes by the company.
 - (e) The company does not have any subsidiary, associate or joint venture, hence reporting under clause 3(ix)(e) of the order is not applicable.
 - (f) The company does not have any subsidiary, associate or joint venture, hence reporting under clause 3(ix)(f) of the order is not applicable.
- x. (a) In our opinion, and according to the information and explanations given to us, the Company has not raised any moneys by way of initial public offer, further public offer (including debt instruments) during the year. Money raised by way of rights issue of equity shares during previous have been applied by the Company for the purposes for which they were raised.
 - (b) The Company has not made any preferential allotment or private placement of shares or fully or partly or optionally convertible debentures during the year. Accordingly, the provisions of Clause 3(x)(b) of the Order are not applicable to the Company.
- xi. (a) During the course of our examination of the books and records of the Company, carried out in accordance with the generally accepted auditing practices in India, and according to the information and explanations given to us, we have neither come across any instance of fraud by the Company or on the Company noticed or reported during the year, nor have we been informed of any such case by the Management.
 - (b) During the course of our examination of the books and records of the Company, carried out in accordance with the generally accepted auditing practices in India, and according to the information and explanations given to us, report in the form ADT-4 as specified under sub-section (12) of section 143 of the Companies Act has not been filed. Accordingly reporting under clause 3(xi)(b) of the order is not applicable.
 - (c) During the course of our examination of the books and records of the Company, carried out in accordance with the generally accepted auditing practices in India, and according to the information and explanations given to us and as represented to us by the management, there are no whistle blower complaints received by the company during the year.
- xii. As the Company is not a Nidhi Company and the Nidhi Rules, 2014 are not applicable to it, the provisions of Clause 3(xii) of the Order are not applicable to the Company.
- xiii. The Company has entered into transactions with related parties in compliance with the provisions of Sections 177 and 188 of the Act. The details of related party transactions have been disclosed in the Standalone Financial Statements as required under Ind AS 24, Related Party Disclosures specified under Section 133 of the Act, read with the Companies (Indian Accounting Standards) Rules, 2015, as amended.
- xiv. (a) In our opinion and based on our examination, the company has an internal audit system commensurate with the size and nature of its business.

- (b) We have considered the internal audit reports of the company issued till date, for the period under audit.
- xv. The Company has not entered into any non-cash transactions with its directors or persons connected with him. Accordingly, the provisions of Clause 3(xv) of the Order are not applicable to the Company.
- xvi. (a) The Company is not required to be registered under Section 45-IA of the Reserve Bank of India Act, 1934. Accordingly, the provisions of Clause 3(xvi)(a) of the Order are not applicable to the Company.
- (b) According to the information and explanations given to us and procedures performed by us, we report that the Company has not conducted any Non-Banking Financial or Housing Finance activities during the year. Therefore, reporting under clause 3(xvi)(b) of the order is not applicable.
- (c) According to the information and explanations given to us and procedures performed by us, the Company is not Core Investment Company (CIC) as defined in the regulations made by the Reserve Bank of India, hence reporting under clause 3(xvi)(c) of the order is not applicable.
- (d) Based on information and explanation given to us and as represented by the management, the Group does not have any Core Investment Company (CIC) as part of the Group .
- xvii. The Company has not incurred cash losses during current financial year and had not incurred cash losses during immediately preceding financial year.
- xviii. There has been no resignation by statutory auditors during the year hence reporting under clause 3(xviii) of the order is not applicable.
- xix. According to the information and explanations given to us and on the basis of the financial ratios, ageing and expected dates of realization of financial assets and payment of financial liabilities, other information accompanying the Standalone Financial Statements, our knowledge of the Board of Directors and management plans and based on our examination of the evidence supporting the assumptions, nothing has come to our attention, which causes us to believe that any material uncertainty exists as on the date of the audit report that company is not capable of meeting its liabilities existing at the date of Standalone Balance Sheet as and when they fall due within a period of one year from the Standalone Balance Sheet date. We, however, state that this is not an assurance as to the future viability of the company. We further state that our reporting is based on the facts up to the date of the audit report and we neither give any guarantee nor any assurance that all liabilities falling due within

a period of one year from the Standalone Balance Sheet date, will get discharged by the company as and when they fall due.

- xx. The Company has spent the required amount towards Corporate Social Responsibility (CSR) and there are no unspent CSR amount for the year requiring a transfer to a Fund specified in Schedule VII to the Companies Act or special account in compliance with the provision of sub-section (6) of section 135 of the said Act. Accordingly, reporting under clause (xx) of the order is not applicable for the year.

For M/s D A B & ASSOCIATES
Chartered Accountants
Firm Registration No. 101119W

Guruprasad Bobhate
Partner
Membership No.198670

Place: Kolhapur
Date: 19th May 2026
UDIN: 26198670QEGWBB7700

Annexure- B to the INDEPENDENT AUDITORS' REPORT

(Referred to in paragraph 2(f) under the heading, "Report on other legal and Regulatory Requirements" of our report on even date)

Report on the Internal Financial Controls with reference to Standalone Financial Statements under Clause (i) of Sub-section 3 of Section 143 of the Companies Act, 2013 ("the Act")

We have audited the internal financial controls with reference to the Standalone Financial Statements of Synergy Green Industries Limited ("the Company") as of March 31, 2026, in conjunction with our audit of the Standalone Financial Statements of the Company for the year ended on that date.

Management's Responsibilities for Internal Financial Controls

The Company's management is responsible for establishing and maintaining internal financial controls based on the internal controls over financial reporting criteria established by the Company considering the essential components of internal controls stated in the Guidance Note on Audit of Internal Financial Controls Over Financial Reporting issued by the Institute of Chartered Accountants of India. These responsibilities include the design, implementation and maintenance of adequate internal financial controls that were operating effectively for ensuring the orderly and efficient conduct of its business, including adherence to company's policies, the safeguarding of its assets, the prevention and detection of frauds and errors, the accuracy and completeness of the accounting records, and the timely preparation of reliable financial information, as required under the Act.

Auditors' Responsibilities

Our responsibility is to express an opinion on the Company's internal financial controls with reference to the Standalone Financial Statements based on our audit. We conducted our audit in accordance with the Guidance Note on Audit of Internal Financial Controls Over Financial Reporting (the "Guidance Note") and the Standards on Auditing, to the extent applicable to an audit of internal financial controls, both issued by the Institute of Chartered Accountants of India. Those Standards and the Guidance Note require that we comply with ethical requirements and plan and perform the audit to obtain reasonable assurance about whether adequate internal financial controls over financial reporting was established and maintained and if such controls operated effectively in all material respects.

Our audit involves performing procedures to obtain audit evidence about the adequacy of the internal financial controls with reference to the Standalone Financial Statements and their operating effectiveness. Our audit of internal financial controls with reference to

the Standalone Financial Statements included obtaining an understanding of internal financial controls with reference to the Standalone Financial Statements, assessing the risk that a material weakness exists, and testing and evaluating the design and operating effectiveness of internal controls based on the assessed risk. The procedures selected depend on the auditor's judgement, including the assessment of the risks of material misstatement of the Standalone Financial Statements, whether due to fraud or error.

We believe that the audit evidence we have obtained, is sufficient and appropriate to provide a basis for our audit opinion on the Company's internal financial control with reference to the Standalone Financial Statements.

Meaning of Internal Financial controls with reference to the Standalone Financial Statements

A company's internal financial controls with reference to the Standalone Financial Statements is a process designed to provide reasonable assurance regarding the reliability of financial reporting and the preparation of Standalone Financial Statements for external purposes in accordance with generally accepted accounting principles. A company's internal financial controls with reference to the Standalone Financial Statements includes those policies and procedures that;

- (1) pertain to the maintenance of records that, in reasonable detail, accurately and fairly reflect the transactions and dispositions of the assets of the company;
- (2) provide reasonable assurance that transactions are recorded as necessary to permit preparation of Standalone Financial Statements in accordance with generally accepted accounting principles, and that receipts and expenditures of the company are being made only in accordance with authorisations of management and directors of the company; and
- (3) provide reasonable assurance regarding prevention or timely detection of unauthorised acquisition, use or disposition of the company's assets that could have a material effect on the Standalone Financial Statements.

Inherent Limitations of Internal Financial Controls with reference to the Standalone Financial Statements

Because of the inherent limitations of internal financial controls with reference to the Standalone Financial Statements, including the possibility of collusion or improper management override of controls, material misstatements due to error or fraud may occur and not be detected. Also, projections of any evaluation of the internal financial controls with reference to the Standalone Financial Statements to future periods are subject to the risk that the internal financial controls with

reference to the Standalone Financial Statements may become inadequate because of changes in conditions, or that the degree of compliance with the policies or procedures may deteriorate.

Opinion

In our opinion, the Company has in all material respects, adequate internal financial controls with reference to the Standalone Financial Statements and such internal financial controls with reference to the Standalone Financial Statements were operating effectively as at March 31, 2026, based on the internal controls over financial reporting criteria established by the Company considering the essential components of internal controls stated in the Guidance Note on Audit of Internal Financial Controls Over Financial Reporting issued by the Institute of Chartered Accountants of India.

For M/s D A B & ASSOCIATES

Chartered Accountants
Firm Registration No. 101119W

Guruprasad Bobhate
Partner
Membership No.198670

Place: Kolhapur
Date: 19th May 2026
UDIN: 26198670QEGWBB7700

STANDALONE BALANCE SHEET

AS AT MARCH 31, 2026

₹ in Lakhs

Sr. No.	Particulars	Note No.	As At March 31, 2026	As At March 31, 2025
	ASSETS			
I.	Non-current assets		29,832.66	16,379.79
	(a) Property, plant and equipment	1	24,008.94	9,101.79
	(b) Capital work-in-progress	1	4,746.44	3,403.05
	(c) Other Intangible assets	1	286.00	339.62
	(d) Right of use Assets	1	674.41	579.38
	(e) Financial assets			
	(i) Investments	2	0.25	0.25
	(ii) Other financial assets	3	15.86	16.03
	(f) Other non-current assets	4	100.76	2,939.67
II.	Current assets		17,443.34	17,820.68
	(a) Inventories	5	6,271.65	5,341.13
	(b) Financial assets			
	(i) Trade receivables	6	6,496.88	5,696.44
	(ii) Cash and cash equivalents	7a	33.14	186.08
	(iii) Bank balance other than (ii) above	7b	1,163.36	5,291.59
	(iv) Other financial assets	8	535.54	373.70
	(c) Current tax assets (net)	30	246.22	106.44
	(d) Other current assets	9	2,696.55	825.30
	Total Assets		47,276.00	34,200.47
	EQUITY AND LIABILITIES			
	Equity		11,108.70	10,767.18
	(a) Equity share capital	10	1,553.50	1,554.30
	(b) Other equity	11	9,555.20	9,212.88
	Liabilities			
I.	Non-current liabilities		15,647.82	6,061.08
	(a) Financial liabilities			
	(i) Long Term Borrowings	12	14,800.18	5,534.59
	(ii) Other financial liabilities	13	0.62	0.62
	(b) Long-term provisions	14	154.59	124.40
	(c) Deferred tax liabilities (net)	15	692.43	401.47
II.	Current liabilities		20,519.48	17,372.21
	(a) Financial liabilities			
	(i) Borrowings	16	10,239.08	10,069.74
	(ii) Trade and other payables	17	7,089.61	5,980.99
	(a) Total outstanding dues of micro enterprises and small enterprises		2,376.61	531.42
	(b) Total outstanding dues other than (ii)(a) above		4,713.00	5,449.57
	(iii) Other financial liabilities	18	2,874.41	1,034.28
	(b) Other current liabilities	19	187.80	238.29
	(c) Short-term provisions	20	128.58	48.91
	Total Equity and Liabilities		47,276.00	34,200.47
	Corporate Information	31		
	Statement of Compliance	32		
	Material Accounting Policies	33		
	Other Information and Disclosure	34-58		

As per our report of even date
For M/s D A B & ASSOCIATES
Chartered Accountants
Firm Registration No. 101119W

For and on behalf of the board of directors of
SYNERGY GREEN INDUSTRIES LIMITED

Guruprasad Bobhate
Partner
Membership No.198670

Sachin R. Shirgaokar
Chairman & Managing Director
DIN:00254442

Sohan S. Shirgaokar
Jt. Managing Director
DIN:00217631

Place: Kolhapur
Date: 19th May 2026

Pratik P. Dukande
Chief Financial Officer

Nilesh M. Mankar
Company Secretary

STANDALONE STATEMENT OF PROFIT AND LOSS

FOR THE YEAR ENDED MARCH 31, 2026

₹ in Lakhs except EPS

Sr. no.	Particulars	Note No.	For the year ended	
			March 31, 2026	March 31, 2025
	Income			
I	Revenue from operations	21	36,641.94	36,226.90
II	Other income	22	995.42	141.40
III	Total Income		37,637.36	36,368.30
	Expenses			
	Cost of raw materials and components consumed	23	14,555.25	13,991.12
	Changes in inventories of finished goods, work-in-progress	24	(342.14)	315.01
	Employee benefits expense	25	3,505.36	2,969.83
	Finance costs	26	2,078.61	1,569.23
	Depreciation and amortisation expense	27	2,032.87	1,302.09
	Other Expenses	28	14,986.71	13,722.43
	Total expenses		36,816.66	33,869.71
V	Profit before exceptional items and tax		820.70	2,498.59
VI	Exceptional items			
	Statutory Impact of New Labour Codes		65.42	-
VII	Profit before tax		755.28	2,498.59
VIII	Tax expense	30	289.45	809.77
	Current tax		41.00	518.76
	Deferred tax		278.67	316.78
	Adjustments of tax relating to earlier periods		(30.22)	(25.77)
IX	Profit for the year		465.83	1,688.82
X	Other comprehensive income			
	Other comprehensive income not to be reclassified to profit or loss in subsequent periods:			
	Re-measurement gains / (losses) on defined benefit plans	29	48.84	22.95
	Income tax effect on above		(12.29)	(5.78)
	Net other comprehensive income not to be reclassified to profit or loss in subsequent periods (A)		36.55	17.17
	Total other comprehensive income for the year, net of tax [A]		36.55	17.17
XI	Total comprehensive income for the year, net of tax		502.38	1,705.99
XII	Earnings per equity share (nominal value per share ₹10)			
	Basic & Diluted		3.00	11.14
	Corporate Information	31		
	Statement of Compliance	32		
	Material Accounting Policies	33		
	Other Information and Disclosure	34-58		

As per our report of even date
For M/s D A B & ASSOCIATES
Chartered Accountants
Firm Registration No. 101119W

For and on behalf of the board of directors of
SYNERGY GREEN INDUSTRIES LIMITED

Guruprasad Bobhate
Partner
Membership No.198670

Sachin R. Shirgaokar
Chairman & Managing Director
DIN:00254442

Sohan S. Shirgaokar
Jt. Managing Director
DIN:00217631

Place: Kolhapur
Date: 19th May 2026

Pratik P. Dukande
Chief Financial Officer

Nilesh M. Mankar
Company Secretary

STANDALONE CASH FLOW STATEMENT

FOR THE YEAR ENDED MARCH 31, 2026

₹ in Lakhs

Sr. No.	Particulars	For the year ended March 31, 2026	For the year ended March 31, 2025
A	Cash flows from operating activities		
	Net profit before taxes and extraordinary items -	755.28	2,498.59
	Adjustments for:		
(a)	Depreciation & Amortisation	2,032.87	1,302.09
(b)	Provision/Reversal of for Doubtful Debts	1.30	1.04
(c)	(Profit)/Loss on sale of fixed assets	(9.67)	(0.35)
(d)	Interest income	(355.62)	(117.65)
(e)	Interest expenses	1,905.76	1,444.90
(f)	Dividend received	(0.04)	(0.04)
(g)	Net Foreign Exchange Differences (Unrealised)	(7.92)	30.68
(h)	Fair Value Changes in Financial Liabilities (FVTPL)	(13.94)	28.84
(i)	Share Based Payment Expenses	34.68	-
(j)	Credit Balances Written back	(10.68)	(7.34)
	Operating profits before working capital changes	4,332.02	5,180.76
	Adjustments for:		
(a)	(Increase)/decrease in trade and other receivables	(778.02)	(2,251.92)
(b)	(Increase)/decrease in other non current financial assets	0.14	(0.07)
(c)	(Increase)/decrease in other non-financial assets	(1,768.97)	(330.21)
(d)	(Increase)/decrease in inventories	(930.51)	255.91
(e)	(Increase)/decrease in other current financial assets	(161.84)	(4,787.72)
(f)	Increase/(decrease) in trade payables	1,103.51	625.55
(g)	Increase/(decrease) in other financial liabilities	172.57	30.94
(h)	Increase/(decrease) in other current liabilities	(50.50)	206.68
(i)	Increase/(decrease) in Provisions	158.70	17.45
	Cash generated from operations	2,077.10	(1,052.63)
(a)	Income tax paid	(150.56)	(586.42)
	Net cash from operating activities	1,926.54	(1,639.05)
B	Cash flows from investing activities		
(a)	Payments for PPE and Intangible assets (including lease premium)	(13,830.82)	(8,265.26)
(b)	Proceeds from sale of PPE	13.85	0.40
(c)	Investment in Right of use asset	(103.29)	(454.18)
(d)	Interest received	355.62	117.65
(e)	Dividend Received	0.04	0.04
(f)	(Increase)/decrease in fixed deposits	4,128.54	(69.80)
	Net cash from investing activities	(9,436.06)	(8,671.15)
C	Cash flows from financing activities		
(a)	Proceeds from Long Term Borrowings	10,761.03	3,342.00
(b)	Repayment of Long Term Borrowings	(1,495.44)	(976.68)
(c)	Increase / (Decrease) in short term borrowings	169.34	5,209.47
(d)	Proceeds from Right Issue	-	4,592.25
(e)	Expenses for Right Issue	-	(200.40)
(f)	Payment for purchase of Treasury Shares by Synergy Green Industries Limited ESOP Trust & Corpus	(40.10)	-
(g)	Preference Dividend paid	(107.10)	(535.50)
(h)	Equity Dividend paid	(155.43)	-
(i)	Interest paid	(1,775.72)	(1,341.29)
	Net cash used in financing activities	7,356.58	10,089.85
(a)	Net increase in cash and cash equivalents	(152.94)	(220.35)
(b)	Cash and cash equivalents at beginning of period	186.08	406.43
(c)	Cash and cash equivalents at the end of period	33.14	186.08

Notes to Cash Flow Statement

- Cash Flow statement has been prepared under indirect method as set out in Ind AS 7 Statement of Cash Flow.
- For Debt reconciliation statement refer note no.12
- For Company's policy on cash and cash equivalents refer a note no.33.6

As per our report of even date
For M/s D A B & ASSOCIATES
Chartered Accountants
Firm Registration No. 101119W

For and on behalf of the board of directors of
SYNERGY GREEN INDUSTRIES LIMITED

Guruprasad Bobhate
Partner
Membership No.198670

Sachin R. Shirgaokar
Chairman & Managing Director
DIN:00254442

Sohan S. Shirgaokar
Jt. Managing Director
DIN:00217631

Place: Kolhapur
Date: 19th May 2026

Pratik P. Dukande
Chief Financial Officer

Nilesh M. Mankar
Company Secretary

STANDALONE STATEMENT OF CHANGES IN EQUITY

FOR THE YEAR ENDED MARCH 31, 2026

A. Equity Share Capital (Note 10)

Current reporting period ₹ in Lakhs

Equity Shares of Rs 10 each issued, subscribed and fully paid	No. of Shares	Amount
Opening Balance as on 1 st April 2025	1,55,43,000	1,554.30
Changes in equity share capital due to prior period errors	-	-
Restated balance at the beginning of the current reporting period	1,55,43,000	1,554.30
Less : Shares purchased by Synergy Green Industries Limited ESOP Trust	(8,000)	(0.80)
Balance at the end of current reporting period as on 31st March 2026	1,55,35,000	1,553.50

Previous reporting period ₹ in Lakhs

Equity Shares of Rs 10 each issued, subscribed and fully paid	No. of Shares	Amount
Opening Balance as on 1 st April 2024	1,41,30,000	1,413.00
Changes in equity share capital due to prior period errors	-	-
Restated balance at the beginning of the previous reporting period	1,41,30,000	1,413.00
Changes in equity share capital during the year	14,13,000	141.30
Balance at the end of previous reporting period as on 31st March 2025	1,55,43,000	1,554.30

B. Other Equity

Current reporting period ₹ in Lakhs

Particulars	Reserves and Surplus			Other Reserve	Total equity
	Securities Premium	Retained Earning	Employee Stock Option Reserve	Treasury shares	
As at 1 April 2025	6,506.27	2,706.61	-	-	9,212.88
Changes in equity share capital due to prior period errors	-	-	-	-	-
Restated balance at the beginning of the current reporting period	6,506.27	2,706.61	-	-	9,212.88
Profit / Additions for the year	-	465.83	34.68	-	500.51
Expenses for the year	-	-	-	-	-
Re-measurement gain/ (loss) on defined benefit plans (Net of Tax)	-	36.55	-	-	36.55
Total Comprehensive income for the year	-	502.38	34.68	-	537.06
Equity Dividend	-	(155.44)	-	-	(155.44)
Total contributions and distributions	-	(155.44)	-	-	(155.44)
Purchase of Treasury Shares by Synergy Green Industries Limited ESOP Trust	-	-	-	(39.30)	(39.30)
At 31 March 2026	6,506.27	3,053.55	34.68	(39.30)	9,555.20

STANDALONE STATEMENT OF CHANGES IN EQUITY

FOR THE YEAR ENDED MARCH 31, 2026

Previous reporting period

₹ in Lakhs

Particulars	Reserves and Surplus			Other Reserve	Total equity
	Securities Premium	Retained Earning	Employee Stock Option Reserve	Treasury shares	
At 1 April 2024	2,255.72	1,000.62	-	-	3,256.34
Changes in equity share capital due to prior period errors	-	-	-	-	-
Restated balance at the beginning of the current reporting period	2,255.72	1,000.62	-	-	3,256.34
Profit / Additions for the year	4,450.95	1,688.82	-	-	6,139.77
Expenses for the year	(200.40)	-	-	-	(200.40)
Re-measurement gain/ (loss) on defined benefit plans (Net of Tax)	-	17.17	-	-	17.17
Total Comprehensive income for the year	4,250.55	1,705.99	-	-	5,956.54
Equity Dividend	-	-	-	-	-
Total contributions and distributions	-	-	-	-	-
Purchase of Treasury Shares by Synergy Green Industries Limited ESOP Trust	-	-	-	-	-
As at 31 March 2025	6,506.27	2,706.61	-	-	9,212.88

As per our report of even date
For M/s D A B & ASSOCIATES
Chartered Accountants
Firm Registration No. 101119W

For and on behalf of the board of directors of
SYNERGY GREEN INDUSTRIES LIMITED

Guruprasad Bobhate
Partner
Membership No.198670

Sachin R. Shirgaokar
Chairman & Managing Director
DIN:00254442

Sohan S. Shirgaokar
Jt. Managing Director
DIN:00217631

Place: Kolhapur
Date: 19th May 2026

Pratik P. Dukande
Chief Financial Officer

Nilesh M. Mankar
Company Secretary

NOTES TO STANDALONE FINANCIAL STATEMENTS

For The Year Ended March 31, 2026

NOTE 2: FINANCIAL ASSETS : INVESTMENTS

(₹ in Lakhs)

Particulars	As At March 31, 2026	As At March 31, 2025
Investment at Fair Value through Other Comprehensive Income		
1. Unquoted Investments		
a. Equity Shares in Saraswat Bank	0.25	0.25
Total	0.25	0.25

- Refer Note No.38 for Financial assets at fair value through other comprehensive income-unquoted equity instruments
- Refer Note No.38A on risk management objectives and policies for financial instruments.

NOTE 3: FINANCIAL ASSETS : OTHER (NON CURRENT)

(₹ in Lakhs)

Particulars	As At March 31, 2026	As At March 31, 2025
1. Security deposits (Unsecured, considered good)	14.71	15.88
2. Advance To Gratuity Trust	0.15	0.15
3. Other receivables	1.00	-
Total	15.86	16.03

NOTE 4: OTHER NON-CURRENT ASSETS

(₹ in Lakhs)

Particulars	As At March 31, 2026	As At March 31, 2025
1. Capital advances	-	2,876.48
2. GST, Central Excise & Service Tax (Under protest)	64.41	63.19
3. Prepaid expenses	36.35	-
Total	100.76	2,939.67

NOTE 5: INVENTORIES

(₹ in Lakhs)

Particulars	As At March 31, 2026	As At March 31, 2025
1. Raw materials		
a. Raw materials and components	980.08	829.94
2. Pattern Stock	448.99	66.80
3. Work-in-progress	3,643.47	3,190.73
4. Finished goods		
a. Finished goods	352.52	315.50
b. Finished goods in Transit	177.79	325.41
	530.31	640.91
5. Stores and spares	668.80	612.75
Total	6,271.65	5,341.13

- Inventories written down to net realisable value during the year ended 31 March 2026, ₹6.44 Lakhs (Previous Year ₹Nil Lakhs) were recognised as an expense in the statement of profit and loss during the year.
- The above inventories are hypothecated to Bankers for working capital facility.
- The company has provided for slow-moving and non-moving inventories as per the company's inventory policy as follows:
 - Work-in-progress, finished goods - ₹26.87 Lakhs (Previous Year ₹6.58 lakhs),
 - Stores and Spares - ₹1.48 Lakhs (Previous Year ₹0.84 Lakhs)

NOTES TO STANDALONE FINANCIAL STATEMENTS

For The Year Ended March 31, 2026

NOTE 6: FINANCIAL ASSETS : TRADE RECEIVABLES

(₹ in Lakhs)

Particulars	As At March 31, 2026	As At March 31, 2025
1. Total Trade Receivables		
Trade receivables [Refer note (1) below]	6,496.88	5,696.44
Break-up for security details:		
Secured, considered good	-	-
Unsecured, considered good	6,466.78	5,684.23
Doubtful credit impaired	33.44	20.47
Loss Allowance (allowance for bad and doubtful debts)	(3.34)	(8.26)
Total	6,496.88	5,696.44

- Trade receivables are measured at amortised cost.
- No trade or other receivable are due from directors or other officers of the Company either severally or jointly with any other person. Trade or other receivables due from firms or private companies respectively in which any director is a partner, a director or a member ₹ Nil (Previous year ₹ Nil)
- Trade receivables are non-interest bearing and generally on terms of 90 to 120 days.
- Movement of impairment Allowance (allowance for bad and doubtful debts)

(₹ in Lakhs)

Particulars	Amount
At 1 April 2024	7.22
Provision no longer required	(1.00)
Provided during the year	2.04
At 31 March 2025	8.26
Provision no longer required	(8.26)
Provided during the year	3.34
At 31st March 2026	3.34

- Refer Note 38A and 38B on credit risk of trade receivables, which explains how the Company manages and measures credit quality of trade receivables that are neither past due nor impaired.
- Company entered into factoring agreement with India Factoring and Finance Solutions Pvt. Ltd. wherein we have factored export receivables without recourse to us hence invoice amount which is not factored has been shown as trade receivables and same is included above.

Also, in case of domestic debtors we have entered into factoring agreement with India Factoring and Finance Solutions Pvt. Ltd. with recourse to us, hence amount factored is included in trade receivables above.

NOTES TO STANDALONE FINANCIAL STATEMENTS

For The Year Ended March 31, 2026

(₹ in Lakhs)

Particulars	Not Due	Outstanding for following periods from due date of payment					Total
		Less than 6 months	6 months -1 year	1-2 Years	2-3 years	More than 3 years	
As at March 31, 2026							
(i) Undisputed Trade receivables — considered good	6,303.05	163.73	-	-	-	-	6,466.78
(ii) Undisputed Trade Receivables — which have significant increase in credit risk	-	-	-	-	-	-	-
(iii) Undisputed Trade Receivables — credit impaired	-	-	33.44	-	-	-	33.44
(iv) Disputed Trade Receivables — considered good	-	-	-	-	-	-	-
(v) Disputed Trade Receivables — which have significant increase in credit risk	-	-	-	-	-	-	-
(vi) Disputed Trade Receivables — credit impaired	-	-	-	-	-	-	-
Less: Loss Allowance	-	-	(3.34)	-	-	-	(3.34)
Total	6,303.05	163.73	30.10	-	-	-	6,496.88

(₹ in Lakhs)

Particulars	Not Due	Outstanding for following periods from due date of payment					Total
		Less than 6 months	6 months -1 year	1-2 Years	2-3 years	More than 3 years	
As at March 31, 2025							
(i) Undisputed Trade receivables — considered good	4,962.73	721.50	-	-	-	-	5,684.23
(ii) Undisputed Trade Receivables — which have significant increase in credit risk	-	-	-	-	-	-	-
(iii) Undisputed Trade Receivables — credit impaired	-	-	20.47	-	-	-	20.47
(iv) Disputed Trade Receivables — considered good	-	-	-	-	-	-	-
(v) Disputed Trade Receivables — which have significant increase in credit risk	-	-	-	-	-	-	-
(vi) Disputed Trade Receivables — credit impaired	-	-	-	-	-	-	-
Less: Loss Allowance	-	-	(8.26)	-	-	-	(8.26)
Total	4,962.73	721.50	12.21	-	-	-	5,696.44

NOTES TO STANDALONE FINANCIAL STATEMENTS

For The Year Ended March 31, 2026

NOTE 7a: CASH AND CASH EQUIVALENTS

(₹ in Lakhs)

Particulars	As At March 31, 2026	As At March 31, 2025
1. Balance with Bank		
a. Current accounts and debit balance in cash credit accounts	31.89	185.69
2. Cash in hand	1.25	0.39
Total	33.14	186.08

NOTE 7b: OTHER BANK BALANCES

(₹ in Lakhs)

Particulars	As At March 31, 2026	As At March 31, 2025
1. Unclaimed dividend	0.31	-
2. Deposits with original maturity of more than 3 months but less than 12 months	1,163.05	5,291.59
Total	1,163.36	5,291.59

1) Refer Note no.38A on risk management objectives and policies for financial instruments.

NOTE 8: FINANCIAL ASSETS : OTHER (CURRENT)

(₹ in Lakhs)

Particulars	As At March 31, 2026	As At March 31, 2025
1. Export incentive receivable	56.59	71.78
2. Factoring Loans and advances	349.30	277.96
3. GST Refund receivable	129.65	23.96
Total	535.54	373.70

Notes :

- Other financial assets are measured at amortised cost.
- Refer Note No.38A on risk management objectives and policies for financial instruments.

NOTE 9: OTHER CURRENT ASSETS

(₹ in Lakhs)

Particulars	As At March 31, 2026	As At March 31, 2025
1. Advance to suppliers	31.18	-
2. Staff Advances	1.20	1.43
3. Balances with Government Authorities		
a. Sales tax / VAT / service tax receivable (net)	3.32	3.32
b. GST Receivable	2,290.90	728.56
4. Capital Advances	139.86	-
5. Prepaid expenses	224.84	86.77
6. Other Current Assets	5.25	5.22
Total	2,696.55	825.30

NOTES TO STANDALONE FINANCIAL STATEMENTS

For The Year Ended March 31, 2026

NOTE 10: SHARE CAPITAL

Authorised share capital (Equity shares of ₹ 10 each) (₹ in Lakhs)

Particulars	No. of shares	Amount
At April 1, 2024	1,70,00,000	1,700.00
Increase/(decrease) during the year	-	-
At March 31, 2025	1,70,00,000	1,700.00
Increase/(decrease) during the year	-	-
At March 31, 2026	1,70,00,000	1,700.00

- The Company has only one class of equity shares having at par value of ₹10 each. Each equity shareholder is entitled to one vote per share and has a right to receive dividend as recommended by Board of Directors subject to the necessary approval from the shareholder.
- In the event of liquidation of the Company, the holders of equity shares will be entitled to receive remaining assets of the Company, after distribution of all preferential amounts. The distribution will be in proportion to the number of equity shares held by the shareholder.

Issued, subscribed and paid up share capital (Equity shares of ₹ 10 each) (₹ in Lakhs)

Particulars	No. of shares	Amount
As at 31 March 2024	1,41,30,000	1,413.00
Changes during the year		
Add: Proceeds of right Issue	14,13,000	141.30
As At 31 March 2025	1,55,43,000	1,554.30
Changes during the year		
Less: Shares purchased by Synergy Green Industries Limited ESOP trust - Treasury Shares	(8,000.00)	(0.80)
As At 31 March 2026	1,55,35,000	1,553.50

A. Terms / Rights attached to equity shares

- Each member present in person shall have one vote, the voting right of the members shall be in proportion to his share in the paid up equity share capital of the company and has a right to receive dividend as recommended by the Board of Directors subject to the necessary approval from the shareholder.
- In the event of liquidation of the company, the holders of equity shares will be entitled to receive remaining assets of the company after distribution of all preferential amounts. The distribution will be in proportion to the number of equity shares held by the shareholder.

B. Note on Dividend

For the year ended March 31, 2026 the Board of Directors has not proposed dividend on equity shares (Previous year 10% dividend).

C. Note on right issue

The Company at its right issue committee meeting held on 12th October 2024 has allotted 14,13,000 rights equity shares of Face value of ₹10 each issued at a premium of ₹315 per share, total price of ₹325 per share. Company has raised ₹4592.25 lakhs through this right issue. On 12th October 2024, allotment process was completed. Refer note 43 for details of utilization of right issue proceeds.

NOTES TO STANDALONE FINANCIAL STATEMENTS

For The Year Ended March 31, 2026

D. Number of Shares held by each shareholder holding more than 5% Shares in the Company (₹ in Lakhs)

Name of the Shareholder	As At 31 March 2026		As at 31 March 2025	
	No. of shares	% of share-holding	No. of shares	% of share-holding
S. B. Reshellers Pvt. Ltd.	54,09,964	34.82%	54,09,964	34.81%
Ms. Radhika Sanjeev Shirgaokar & Shri. Sohan Sanjeev Shirgaokar	7,65,431	4.93%	7,65,431	4.92%
Ms. Radhika Sanjeev Shirgaokar & Shri. Chandan Sanjeev Shirgaokar	7,65,429	4.93%	7,65,429	4.92%
Shri. Sachin Rajendra Shirgaokar & Sou. Laxmi Sachin Shirgaokar	7,80,386	5.02%	7,79,360	5.01%
Shri. Vendavagali Srinivasa Reddy & Sou. Vendavagali Kuberi Reddy	13,94,100	8.97%	14,68,100	9.45%

As per records of the Company, including its register of shareholders and other declarations received from shareholders regarding beneficial interest, the above shareholding represents both legal and beneficial ownerships of shares.

Aggregate number of bonus shares issued, share issued for consideration other than cash and shares bought back during the period of five years immediately preceding the reporting date :

- The Company has not issued any shares without payment being received in cash.
- The Company has not issued any bonus shares.
- The Company has not undertaken any buyback of shares.

E. Promoters' shareholding

As At 31 March 2026 (₹ in Lakhs)

Name of Promoter Shareholder	No. of shares	% of share-holding	% change during the year
S. B. Reshellers Pvt. Ltd.	54,09,964	34.82%	0.01%
Sachin Rajendra Shirgaokar	7,80,386	5.02%	0.01%
Sohan Sanjeev Shirgaokar	1,83,162	1.18%	0.00%
Vendavagali Srinivasa Reddy	13,94,100	8.97%	(0.48%)

As At 31 March 2025 (₹ in Lakhs)

Name of Promoter Shareholder	No. of shares	% of share-holding	% change during the year
S. B. Reshellers Pvt. Ltd.	54,09,964	34.81%	(3.48%)
Sachin Rajendra Shirgaokar	7,79,360	5.01%	(0.22%)
Sohan Sanjeev Shirgaokar	1,83,162	1.18%	0.33%
Vendavagali Srinivasa Reddy	14,68,100	9.45%	(0.93%)

NOTES TO STANDALONE FINANCIAL STATEMENTS

For The Year Ended March 31, 2026

NOTE 11 : OTHER EQUITY

(₹ in Lakhs)

Particulars	As At March 31, 2026	As At March 31, 2025
A. RESERVES & SURPLUS		
1. SECURITIES PREMIUM		
As per last Balancesheet	6,506.27	2,255.72
Add: Premium on Right Issue	-	4,450.95
Less: Right Issue Expenses	-	(200.40)
	6,506.27	6,506.27
2. RETAINED EARNINGS		
Opening Balance	2,706.61	1,000.62
Add : Profit for the period	465.83	1,688.82
Add : Other Comprehensive Income	36.55	17.17
	3,208.99	2,706.61
Less :		
Equity dividend	155.44	-
	3,053.55	2,706.61
3 EMPLOYEE STOCK OPTION RESERVE		
Opening Balance	-	-
Add: Change/ Addition during the year	34.68	-
	34.68	-
B. OTHER RESERVE		
1. TREASURY SHARES		
Opening Balance	-	-
Add: Change/ Addition during the year	(39.30)	-
	(39.30)	-
Total	9,555.20	9,212.88

Nature and purpose of reserves

A. SECURITIES PREMIUM:

Securities premium is a premium collected above face value on issue of shares. The reserve can be utilised in accordance with the provisions of the Act. Refer note no.43

B. EMPLOYEE STOCK OPTION RESERVE:

The Company offers ESOP under which options to subscribe for the Company's share have been granted to eligible employees. The share based payment reserve is used to recognise the value of equity settled share based payments provided as part of the ESOP scheme.

C. RETAINED EARNINGS:

Retained earnings are the net profit / (Loss) that the Company has earned / incurred till date, less dividends or other distributions paid to shareholders. Retained earnings also includes re-measurement loss / (gain) on defined benefit plans net of taxes that will not be reclassified to the statement of profit and loss.

NOTES TO STANDALONE FINANCIAL STATEMENTS

For The Year Ended March 31, 2026

D. Reconciliation of Treasury Shares outstanding at the beginning and at the end of the reporting year

₹ in Lakhs

Particulars	As At 31 March 2026		As at 31 March 2025	
	No. of shares	Amount	No. of shares	Amount
At the beginning of the year	-	-	-	-
Change during the year				
- Shares acquired from secondary market	8,000	0.80	-	-
At the end of the year	8,000	0.80	-	-

The shares are held by Synergy Green Industries Limited ESOP Trust (SGIL ESOP Trust) for implementation of Employee Stock Option Plan 2025 ("Scheme") in compliance with SEBI (Share Based Employee Benefits and Sweat Equity) Regulations, 2021. These shares have been acquired by SGIL ESOP Trust through secondary market purchase and shall be held by the trust until transfer to eligible employees upon exercise/ vesting of options under the Scheme. The shares are not held for investment purposes and can be transferred only for implementation of the Scheme. Voting rights on shares held by the trust shall not be exercised directly by trustees except in accordance with SEBI SBEB Regulations and trust deed. Shares held by the trust may only be transferred to eligible employees under approved schemes and cannot be sold except as permitted by SEBI Regulations.

During the financial year, the Company advanced an interest-free loan of ₹41.00 Lakhs (previous year Nil) to the SGIL ESOP Trust, an Employee Benefit Trust set up exclusively to administer the Company's Employee Stock Option Plan (ESOP). The objective of this financial assistance is to enable the Trust to acquire, hold, and transfer equity shares of the Company to eligible employees upon the vesting and exercise of their stock options. The ESOP Trust functions as an extension of the Company's standalone operations. Accordingly, the loan advanced to the Trust has been eliminated in the standalone financial statements. Tenure of the loan given to ESOP trust is based on the terms of the scheme and shall be repayable to the Company upon realisation of proceeds on transfer/ exercise of shares granted to the employees.

For details of shares reserved for issued under the Share based payment plan of the Company (refer note 47).

NOTES TO STANDALONE FINANCIAL STATEMENTS

For The Year Ended March 31, 2026

NOTE 12: LONG-TERM BORROWINGS

₹ in Lakhs

Particulars	Interest rate	Current Maturity	As at March 31, 2026	As at March 31, 2025
TERM LOANS FROM BANKS, SECURED				
Term Loan from IndusInd Bank (Account No.510003494282)	9.25%	318.90	318.90	637.80
Term Loan from IndusInd Bank (Account No.510100000562)	9.25%	127.43	541.60	637.18
Term Loan from Saraswat bank (Account No.91000000043487)	PLR-7.25%	27.84	37.34	65.18
Term Loan from Saraswat bank (Account No.91000000043500)	PLR-7.25%	129.20	129.20	296.45
Term Loan from Saraswat bank (Account No.91000000043506)	PLR-7.25%	95.76	111.57	207.33
Term Loan from Saraswat bank (Account No.91000000043515) (Foreign Currency Term Loan)	SOFR + 200bps	91.61	98.40	175.60
Term Loan from Saraswat bank (Account No.91000000075908)	PLR-7.25%	90.66	429.90	502.85
Term Loan from Saraswat bank (Account No.91000000075910)	PLR-7.25%	120.24	549.42	501.48
Term Loan from Saraswat bank (Account No.91000000098280)	PLR-7.25%	40.00	895.71	77.50
Term Loan from Saraswat bank (Account No.91000000098287)	PLR-7.25%	75.00	1,883.32	289.94
Term Loan from Saraswat bank (Account No.91000000107481)	PLR-7.25%	11.00	1,500.00	589.62
Term Loan from Saraswat bank (Account No.91000000108649)	PLR-7.25%	24.00	3,265.24	857.07
Term Loan from Saraswat bank (Account No.91000000110242)	PLR-7.25%	11.00	1,500.00	131.49
Vehicle loan 1 from Saraswat Bank (Account No.91000000076894)	8.20%	13.45	13.45	30.13
Vehicle loan 2 from Saraswat Bank (Account No.91000000106288)	8.55%	4.39	19.53	23.56
Vehicle loan 3 from Saraswat Bank (Account No.91000000106390)	8.55%	2.39	10.66	12.86
Vehicle loan from ICICI Bank Ltd (Account No. LAKPR00041944471)	8.30%	-	-	1.94
Term Loan from HDFC Bank (Account No.007LN76252740001)	7.85%	166.63	3,437.94	-
		1,349.50	14,742.18	5,037.98
Less: Current maturities of non current borrowings			1,349.50	1,051.88
Sub Total	Sub total (a)		13,392.68	3,986.10
UNSECURED LOANS				
Deposits from Directors, relatives of Directors, members and other body corporates		171.00	507.50	637.50
Sub Total	Sub total		507.50	637.50
Less: Current maturities of non current borrowings			171.00	160.00
Sub Total	Sub total (b)		336.50	477.50
PREFERENCE SHARE CAPITAL		-	1,071.00	1,071.00
		1,520.50	14,800.18	5,534.60

NOTES TO STANDALONE FINANCIAL STATEMENTS

For The Year Ended March 31, 2026

Principal terms, security and repayment schedule of long term secured loans

Vehicle Loan 1 from Saraswat Bank sanctioned amount ₹ 49.15 lakhs is secured by hypothecation of Vehicles, which is repayable in 36 monthly instalments and last instalment is falling due on 22nd December 2026. Rate of Interest 8.20% p.a.

Vehicle Loan 2 from Saraswat Bank sanctioned amount ₹ 23.90 lakhs is secured by hypothecation of Vehicles, which is repayable in 60 monthly instalments and last instalment is falling due on 20th February 2030. Rate of Interest 8.55% p.a.

Vehicle Loan 3 from Saraswat Bank sanctioned amount ₹ 13.05 lakhs is secured by hypothecation of Vehicles, which is repayable in 60 monthly instalments and last instalment is falling due on 20th February 2030. Rate of Interest 8.55% p.a.

Vehicle Loan from ICICI Bank Ltd. Sanctioned amount ₹ 24.31 lakhs is secured by hypothecation of Vehicles, which is repayable in 60 monthly instalments and last instalment was paid as on 15th July 2025. Rate of Interest 8.30% p.a.

Deposits accepted during the year from Directors, relatives of Directors, members and other body corporates and are repayable on maturity @ 9% p.a.- 11% p.a. interest (Previous Year 9% p.a.- 11% p.a.)

Name of Bank	Loan Availed / Sanctioned (₹ in lakhs)	Repayment Details	Last Instalment
Term Loan from IndusInd Bank (Account No.510003494282)	1,275.59	16 Quarterly Instalments of ₹79.72 Lakhs each	₹79.72 Lakhs during Jan 2027

This loan was secured by hypothecation of plant & machineries, and equitable mortgage of factory land and building. Charge over current assets was created as Collateral security. First Pari passu charge on entire fixed assets (Both Present and Future) of the Company with Saraswat Co-operative Bank Ltd & HDFC Bank and second Pari passu charge on hypothecation of entire current assets.

Name of Bank	Loan Availed / Sanctioned (₹ in lakhs)	Repayment Details	Last Instalment
Term Loan from IndusInd Bank (Account No. 510100000562)	637.18	20 Quarterly Instalments of ₹ 31.86 lakhs each	₹31.86 Lakhs during May 2030

This loan was secured by hypothecation of Solar power plant at Village Sayane BK, Taluka Malegaon, District Nashik, First Pari passu charge on entire fixed assets (Both Present and Future) at C-18, MIDC, Kagal of the Company with Saraswat Co-operative Bank Ltd & HDFC Bank and second Pari passu charge on hypothecation of entire current assets of the Company with Saraswat Co-operative Bank Ltd and HDFC Bank as Collateral security.

NOTES TO STANDALONE FINANCIAL STATEMENTS

For The Year Ended March 31, 2026

Name of Bank	Loan Availed / Sanctioned (₹/ US \$ in lakhs)	Repayment Details	Last Instalment
Term Loan from Saraswat bank (Account No.91000000043487)	132.46	57 Monthly instalments of ₹2.32 Lakhs each	₹2.54 Lakhs during July 27
Term Loan from Saraswat bank (Account No.91000000043500)	580.00	35 Monthly instalments of ₹16.10 Lakhs each & 1 instalment of ₹16.50 Lakhs	₹16.50 Lakhs during Nov. 26
Term Loan from Saraswat bank (Account No.91000000043506)	438.75	55 Monthly instalments of ₹7.98 Lakhs each	₹7.83 Lakhs during May 27
Term Loan from Saraswat bank (Account No.91000000043515) (Foreign Currency Term Loan)	US \$ 4.46	55 Monthly instalments of US \$ 0.081 Lakhs each	US \$ 0.07 Lakhs during Apr 27
Term Loan from Saraswat bank (Account No.91000000075908)	543.22	71 Monthly instalments of ₹7.56 Lakhs each & 1 Monthly Instalment of ₹6.82 lakhs	₹6.82 Lakhs during Dec. 30
Term Loan from Saraswat bank (Account No.91000000075910)	722.00	71 Monthly instalments of ₹10.02 Lakhs each & 1 Monthly Instalment of ₹10.58 lakhs	₹10.58 Lakhs during Dec. 30
Term Loan from Saraswat bank (Account No.91000000098280)	1,100.00	1) 8 Monthly instalments of ₹8 lakhs each 2) 12 Monthly instalments of ₹9 lakhs each 3) 12 Monthly instalments of ₹17 lakhs each 4) 24 Monthly instalments of ₹20 lakhs each 5) 4 Monthly instalments of ₹61 lakhs each	₹61 lakhs during Oct'31

These loans were secured by hypothecation of plant & machineries, tools, Equipment & Other fixed assets and equitable mortgage of factory land and building at C-18, Kagal location. Charge over current assets was created as Collateral security. First Pari passu charge on entire fixed assets (Both Present and Future) of the Company with IndusInd Bank Ltd & HDFC Bank and second Pari passu charge on hypothecation of entire current assets at Kagal Location.

Name of Bank	Loan Availed / Sanctioned ₹ in lakhs	Repayment Details	Last Instalment
Term Loan from Saraswat bank (Account No.91000000098287)	2,100.00	1) 8 Monthly instalments of ₹15 lakhs each 2) 12 Monthly instalments of ₹17 lakhs each 3) 12 Monthly instalments of ₹33 lakhs each 4) 24 Monthly instalments of ₹39 lakhs each 5) 4 Monthly instalments of ₹111 lakhs each	₹111 lakhs during Oct'31

This loan was secured by hypothecation of Solar power plant at Mouje Rajuri, Sangola, Solapur

NOTES TO STANDALONE FINANCIAL STATEMENTS

For The Year Ended March 31, 2026

Name of Bank	Loan Availed / Sanctioned ₹ in lakhs	Repayment Details	Last Instalment
Term Loan from Saraswat bank (Account No.910000000107481)	1,500.00	1) 8 Monthly instalments of ₹11 lakhs each 2) 12 Monthly instalments of ₹12 lakhs each 3) 12 Monthly instalments of ₹24 lakhs each 4) 24 Monthly instalments of ₹28 lakhs each 5) 4 Monthly instalments of ₹77 lakhs each	₹77 lakhs during March 32
Term Loan from Saraswat bank (Account No.910000000108649)	3,300.00	1) 8 Monthly instalments of ₹24 lakhs each 2) 12 Monthly instalments of ₹26 lakhs each 3) 12 Monthly instalments of ₹52 lakhs each 4) 24 Monthly instalments of ₹61 lakhs each 5) 4 Monthly instalments of ₹177 lakhs each	₹177 lakhs during March 32
Term Loan from Saraswat bank (Account No.910000000110242)	1,500.00	1) 8 Monthly instalments of ₹11 lakhs each 2) 12 Monthly instalments of ₹12 lakhs each 3) 12 Monthly instalments of ₹24 lakhs each 4) 24 Monthly instalments of ₹28 lakhs each 5) 4 Monthly instalments of ₹77 lakhs each	₹77 lakhs during March 32

These loans were secured by hypothecation of plant & machineries, tools, Equipment & Other fixed assets and prime cum collateral equitable mortgage of factory land and building at F-6, Kagal location.

Name of Bank	Loan Availed / Sanctioned ₹ in lakhs	Repayment Details	Last Instalment
Term Loan from HDFC Bank (Account No.007LN76252740001)	3,700.00	84 Equated Monthly Instalments of ₹ 57.85 lakhs	₹ 57.85 lakhs during Oct 33

This loan were secured by first Pari Passu charge on entire fixed assets movable & immovable, both present & future, financed by HDFC Bank, situated at C-18 and at F-6 & F-7/2, Kagal, Kolhapur and second pari passu charge on entire current assets as a collateral security.

NOTES TO STANDALONE FINANCIAL STATEMENTS

For The Year Ended March 31, 2026

Net Debt Reconciliation

This section sets out an analysis of net debt and the movements in net debt for the year ended March 31, 2026.

₹ in Lakhs

Particulars	As at March 31, 2026	As at March 31, 2025
Cash and Cash Equivalents	33.14	186.08
Non-Current Borrowings	(14,800.18)	(5,534.59)
Current Borrowings	(10,239.08)	(10,069.74)
Total	(25,006.12)	(15,418.26)

₹ in Lakhs

Particulars	Cash & Cash Equivalents	Borrowings	Total
Net Debt As on April 1, 2024	406.43	7,993.34	7,586.91
Cash Flows	(220.35)	7,552.89	7,332.54
Foreign Exchange Adjustment	-	60.56	60.56
Interest paid	-	(1,341.29)	(1,341.29)
Interest and Other Expenses	-	1,779.54	1,779.54
Net Debt As on March 31, 2025	186.08	16,045.04	15,418.26
Cash Flows	(152.94)	9,434.93	9,281.99
Foreign Exchange Adjustment	-	15.89	15.89
Interest paid	-	(1,775.72)	(1,775.72)
Interest and Other Expenses	-	2,065.70	2,065.70
Net Debt As on March 31, 2026	33.14	25,785.84	25,006.12

- Borrowings are measured initially fair value thereafter at amortised cost.
- There is no continuing default, as at the balance sheet date, in repayment of any of the above loans & interest thereon.
- For explanations on the company's Interest risk, foreign currency risk and liquidity risk management processes, refer to Note 38A
- Quarterly returns or statements filed with bank are reconciled/reconfirmed with the books of accounts.

NOTE 12a: Disclosure pertaining to Preference share capital

Authorised share capital - Preference shares of ₹100 each

₹ in Lakhs

Particulars	No. of shares	Amount
At April 1, 2024	13,00,000	1,300.00
Increase/(decrease) during the year	-	-
At March 31, 2025	13,00,000	1,300.00
Increase/(decrease) during the year	-	-
At March 31, 2026	13,00,000	1,300.00

Issued and subscribed share capital Preference shares of ₹100 each

₹ in Lakhs

Particulars	No. of shares	Amount
At April 1, 2024	10,71,000	1,071.00
Increase/(decrease) during the year	-	-
At March 31, 2025	10,71,000	1,071.00
Increase/(decrease) during the year	-	-
At March 31, 2026	10,71,000	1,071.00

NOTES TO STANDALONE FINANCIAL STATEMENTS

For The Year Ended March 31, 2026

Each Share shall confer on the holders thereof, the right to a fixed preferential dividend from the date of allotment, at a rate of 10%, on the capital for the time being paid up or credited as paid up thereon.

With effect from April 1, 2019 Preference Shares class was changed from Non - cumulative to Cumulative.

Each share has priority to the equity share of the company, but shall not confer any further or other right to participate either in profits or assets of the Company.

The shares are redeemable at any time after completion of one year but within twenty years from the date of allotment.

Number of Shares held by each shareholder holding more than 5% Shares in the Company

Name of the Shareholder	As At 31 March 2026		As at 31 March 2025	
	No. of shares	% of share-holding	No. of shares	% of share-holding
S. B. Reshellers Pvt. Ltd.	5,96,000	55.65%	5,96,000	55.65%
The Ugar Sugar Works Ltd	4,75,000	44.35%	4,75,000	44.35%

Reconciliation of Share Capital

₹ in Lakhs

Particulars	As At 31 March 2026		As at 31 March 2025	
	No. of shares	Amount	No. of shares	Amount
Number of shares outstanding as at the beginning of the year	10,71,000	1,071.00	10,71,000	1,071.00
Add: No. of shares issued during the year	-	-	-	-
Less: Number of shares redeemed during the year	-	-	-	-
Number of shares outstanding as at the end of the year	10,71,000	1,071.00	10,71,000	1,071.00

Promoters' shareholding

As At 31 March 2026

Name of Promoter Shareholder	No. of shares	% of share-holding	% change during the year
S. B. Reshellers Pvt. Ltd.	5,96,000	55.65%	-

As At 31 March 2025

Name of Promoter Shareholder	No. of shares	% of share-holding	% change during the year
S. B. Reshellers Pvt. Ltd.	5,96,000	55.65%	-

NOTE 13: FINANCIAL LIABILITIES : OTHERS (NON CURRENT)

₹ in Lakhs

Particulars	As At 31 March 2026	As at 31 March 2025
1. Deposits from contractors and others	0.62	0.62
Total	0.62	0.62

Notes :

- Other financial liabilities are measured at amortised cost.
- For explanations on the Company's Interest risk, Foreign currency risk and liquidity risk management processes, refer to Note 38A

NOTES TO STANDALONE FINANCIAL STATEMENTS

For The Year Ended March 31, 2026

NOTE 14: LONG-TERM PROVISIONS

₹ in Lakhs

Particulars	As At 31 March 2026	As at 31 March 2025
1. Provision for employee benefits		
a. Provision for Compensated absences	79.53	53.25
	79.53	53.25
2. Provision for warranty	75.06	71.15
Total	154.59	124.40

Provision for warranty

- a. Warranty is given to customer at the time of sale of castings manufactured. In case of subsequent casting rejections the same are rectified/replaced based on mutual discussion with customer

Movement of warranty provision (Both Long Term & Short Term)

₹ in Lakhs

Particulars	Amount
At April 1, 2024	86.09
Arising during the year	13.53
Utilised	-
Unused amount reversed	-
At March 31, 2025	99.62
Arising during the year	3.90
Utilised	-
Unused amount reversed	-
At March 31, 2026	103.52
Refer Note No 20 for Short Term Provision	

NOTE 15: DEFERRED TAX LIABILITY (NET)

₹ in Lakhs

Particulars	As At March 31, 2026	As At March 31, 2025
1. Deferred Tax Liability		
a. Depreciation	783.24	481.11
b. Other timing Differences	26.53	3.97
c. Share Based Payment Expenses	8.73	-
Total Deferred Tax Liability	818.50	485.08
2. Less : Deferred Tax Assets		
a. Provision for Doubtful debts & advances	0.84	2.08
b. Disallowances u/s 43 B of Income Tax Act	125.23	81.53
Total Deferred Tax Asset	126.07	83.61
Net Deferred Tax Liability/(Assets)	692.43	401.47

NOTES TO STANDALONE FINANCIAL STATEMENTS

For The Year Ended March 31, 2026

1. Reconciliation of deferred tax assets / (liabilities), net

₹ in Lakhs

Particulars	As At March 31, 2026	As At March 31, 2025
Opening balance as of April 1	401.47	78.91
Tax income/(expense) during the year recognised in profit or loss	278.67	316.78
Tax income/(expense) during the year recognised in OCI	12.29	5.78
Closing balance as at 31 March	692.43	401.47

2. The Company offsets tax assets and liabilities if and only if it has a legally enforceable right to set off current tax assets and current tax liabilities and the deferred tax assets and deferred tax liabilities relate to income taxes levied by the same tax authority.

3. There is no change in the applicable tax rate of 25.168% compare to the previous year (March 31, 2025: 25.168%)

NOTE 16: SHORT TERM BORROWINGS

₹ in Lakhs

Particulars	As At March 31, 2026	As At March 31, 2025
1. Interest bearing borrowings from Banks and Financial Institutions		
a. Cash credit	6,081.24	3,720.71
b. Packing Credit	0.00	971.47
c. Overdraft against FD	0.00	3,455.87
d. Bills Payable	867.04	709.81
e. Supplier Finance Arrangements (SFA)	1,770.30	-
	8,718.58	8,857.87
2. Current Maturities of Long Term Debt		
a. From Banks	1,349.50	1,051.88
b. From Others	171.00	160.00
	1,520.50	1,211.88
Total	10,239.08	10,069.75
Aggregate secured borrowings	8,297.78	9,909.75
Aggregate unsecured borrowings	1,941.30	160.00

- Borrowings are measured initially at fair value thereafter at amortised cost. (Refer note 12)
- Cash Credit from Saraswat Co-Operative Bank, IndusInd Bank & HDFC Bank is secured against Hypothecation of stock, book debts, current and future, and collateral security in nature of equitable mortgage of factory land and building and extended charge on Plant and Machineries of the Company. The cash credit is repayable on demand and carries rate of interest for Saraswat Co-Operative Bank at PLR-7.25% p.a. and for IndusInd Bank & HDFC Bank at 7.75% p.a
- There is no continuing default, as at the balance sheet date, in repayment of any of the above loans & interest thereon.
- For explanations on the company's Interest risk, foreign currency risk and liquidity risk management processes, refer to Note 38A
- Quarterly returns or statements filed with bank are reconciled/ reconfirmed with the books of accounts.

NOTES TO STANDALONE FINANCIAL STATEMENTS

For The Year Ended March 31, 2026

6. Supplier Finance Arrangements (SFA) -

The Company has entered into certain Supplier Finance Arrangements (SFA) with finance providers during the year.

- The primary objective of these arrangements is to benefit the suppliers with early payments.
- The Company doesn't provide any collateral or guarantees to the finance provider.
- Outstanding amount for the same as on March 31, 2026 is ₹1,770.30 Lakhs.
- Payment Terms for the same are 90 days.
- The Company has applied transitional relief and accordingly comparative information, wherever applicable, for the above disclosures is not presented in the first year of adoption of the amendment.

7. Refer note no.12 for details of security and repayment terms

NOTE 17: FINANCIAL LIABILITIES : TRADE AND OTHER PAYABLES

₹ in Lakhs

Particulars	As At March 31, 2026	As At March 31, 2025
1. Acceptances	1,833.94	1,584.47
2. Dues to micro enterprises and small enterprises	2,376.61	531.42
3. Dues to Medium enterprises	694.89	532.04
4. Dues to other than micro, small and medium enterprises	2,184.17	3,333.06
Total	7,089.61	5,980.99

- For Measurement of Trade and other payable refer note 33.17
- For explanations on the Company's Foreign currency risk and liquidity risk management processes, refer to Note 38A

Disclosure requirement for Current Trade payables

₹ in Lakhs

Particulars	Not Due	Outstanding for following periods from due date of payment				Total
		Less than 1 year	1-2 Years	2-3 years	More than 3 years	
As at March 31, 2026						
1. Due to MSME						
a) external parties	1,550.13	1,436.65	-	-	-	2,986.78
b) related parties	24.51	60.21	-	-	-	84.72
2. Acceptances	523.64	1,310.30	-	-	-	1,833.94
3. Others						
a) external parties	919.08	1,265.09	-	-	-	2,184.17
b) related parties	-	-	-	-	-	-
3. Disputed Dues – MSME	-	-	-	-	-	-
4. Disputed Dues - Others	-	-	-	-	-	-
Total	3,017.36	4,072.25	-	-	-	7,089.61

NOTES TO STANDALONE FINANCIAL STATEMENTS

For The Year Ended March 31, 2026

₹ in Lakhs

Particulars	Not Due	Outstanding for following periods from due date of payment				Total
		Less than 1 year	1-2 Years	2-3 years	More than 3 years	
As at March 31, 2025						
1. Due to MSME						
a) external parties	837.92	225.48	-	-	-	1,063.40
b) related parties	0.06	-	-	-	-	0.06
2. Acceptances	1,571.96	12.51	-	-	-	1,584.47
3. Others						
a) external parties	2,785.74	467.38	-	-	-	3,253.12
b) related parties	79.94	-	-	-	-	79.94
4. Disputed Dues – MSME	-	-	-	-	-	-
5. Disputed Dues - Others	-	-	-	-	-	-
Total	5,275.62	705.37	-	-	-	5,980.99

Terms and conditions of the above Trade payables:

Trade payables including related parties are non-interest bearing and having average term of 6 months except retention money payable.

NOTE 18: FINANCIAL LIABILITIES : OTHER (CURRENT)

₹ in Lakhs

Particulars	As At March 31, 2026	As At March 31, 2025
1. Unclaimed dividends	0.31	-
2. Interest accrued but not due on borrowings	33.07	10.13
3. Payable for capital purchases	1,898.21	239.95
a. To MSME	1,327.84	35.14
b. To Others	570.37	204.80
4. Employee benefits payable	301.12	361.22
5. Retention money - Contractors	115.49	13.53
6. Other financial liabilities	419.11	302.36
7. Preference Dividend Payable	107.10	107.10
Total	2,874.41	1,034.28

- For Measurement of other financial liabilities refer note 33.17
- For explanations on the Company's Interest risk, Foreign currency risk and liquidity risk management processes, refer to Note 38A

NOTE 19: OTHER CURRENT LIABILITIES

₹ in Lakhs

Particulars	As At March 31, 2026	As At March 31, 2025
1. Advance from customers	123.45	169.91
2. Statutory dues including provident fund and tax deducted at source	64.35	68.39
Total	187.80	238.31

NOTES TO STANDALONE FINANCIAL STATEMENTS

For The Year Ended March 31, 2026

NOTE 20: SHORT-TERM PROVISIONS

₹ in Lakhs

Particulars	For the year ended	
	March 31, 2026	March 31, 2025
1. Provision for employee benefits		
a. Provision for gratuity	85.58	5.73
b. Provision for Compensated absences	14.54	14.71
	100.12	20.44
2. Provision for warranty	28.46	28.47
Total	128.58	48.91

1. Provision for employee benefits

a. Gratuity

The Company provides gratuity for employees as per applicable New Wages code. The amount of gratuity is payable on retirement or termination whichever is earlier. The level of benefits provided depends on the member's length of service and salary at retirement age. The gratuity plan is funded plan.

b. Compensated absences

The leave obligation cover the Company's liability for earned leaves. Also refer Note 36 for detailed disclosure.

2. Provision for warranty

Refer Note No 14 for Movement in Warranty Provision

NOTE 21: REVENUE FROM OPERATIONS

₹ in Lakhs

Particulars	For the year ended	
	March 31, 2026	March 31, 2025
1. Revenue from Contract with Customers		
a. Sale of products		
i. Windmill Castings	22,333.04	25,000.88
ii. Other Castings	13,714.09	10,487.91
b. Sale of Services	0.11	12.42
Total Revenue from Contract with Customers	36,047.24	35,501.21
2. Other Operating Revenues		
a. Sale of Pattern	328.32	453.23
b. Export Incentive	249.79	236.37
c. Sale of Scrap	16.59	36.10
	594.70	725.70
Total	36,641.94	36,226.90

Details of revenue contributed by single customer that exceeds 10% of total revenue:

Name of the Customer	2026	2025
1. Vestas Nacelles America Inc.	24.41%	25.35%
2. Vestas Wind Technology India Pvt. Ltd.	15.57%	21.99%
3. Flender Drives Pvt Ltd	9.72%	10.91%

NOTES TO STANDALONE FINANCIAL STATEMENTS

For The Year Ended March 31, 2026

NOTE 22: OTHER INCOME

₹ in Lakhs

Particulars	For the year ended	
	March 31, 2026	March 31, 2025
1. Interest Income		
a. On Income Tax and Sales Tax and VAT Refund	7.94	2.24
b. On Bank Deposits	220.14	115.41
	228.07	117.65
2. Other		
a. Net foreign currency exchange gain on transactions	605.47	16.02
b. Fair Value Changes in Financial Liabilities (FVTPL)	13.94	-
c. Dividend Received	0.04	0.04
d. Gain on disposal of property, plant and equipment	9.67	0.35
e. Provision no Longer required written back	10.68	-
f. Other recoveries	127.55	-
g. Credit Balance written back	0.00	7.34
	767.34	23.75
Total	995.42	141.40

NOTE 23: COST OF RAW MATERIALS CONSUMED

₹ in Lakhs

Particulars	For the year ended	
	March 31, 2026	March 31, 2025
1. Raw materials consumed	14,289.81	13,531.77
2. Pattern Material Consumed	265.44	459.35
Total	14,555.25	13,991.12

NOTE 24: CHANGES IN INVENTORIES OF FINISHED GOODS, WORK-IN-PROGRESS

₹ in Lakhs

Particulars	For the year ended	
	March 31, 2026	March 31, 2025
1. Opening inventory (A)		
a. Work-in-process	3,190.73	3,183.36
b. Finished goods	315.50	382.49
c. Finished goods in Transit	325.41	580.79
	3,831.64	4,146.65
2. Closing Inventory (B)		
a. Work-in-process	3,643.47	3,190.73
b. Finished goods	352.52	315.50
c. Finished goods in Transit	177.79	325.41
	4,173.78	3,831.64
Changes in inventory (A - B)	(342.14)	315.01

NOTES TO STANDALONE FINANCIAL STATEMENTS

For The Year Ended March 31, 2026

NOTE 25: EMPLOYEE BENEFITS EXPENSE

₹ in Lakhs

Particulars	For the year ended	
	March 31, 2026	March 31, 2025
1. Salaries, wages, bonus, commission, etc.	1,522.92	1,380.60
2. Wages Contract Labour	1,679.79	1,426.80
3. Gratuity (Refer note no.36)	92.22	32.13
4. Contribution to provident and other funds (Refer note no.36)	74.64	63.72
5. Welfare and training expenses	101.11	66.58
6. Share Based Payment Expenses (Refer note no.47)	34.68	-
Total	3,505.36	2,969.83

NOTE 26: FINANCE COSTS

₹ in Lakhs

Particulars	For the year ended	
	March 31, 2026	March 31, 2025
1. Interest Expense		
a. Interest on Term Loan, CC and Bill discounting etc.	1,768.44	1,304.22
b. Preference Dividend on Redeemable Preference Shares	107.10	107.10
c. Net Interest expense/(income) on defined benefit obligation (Refer note 36)	(0.30)	0.24
d. Interest expense - others	30.22	13.00
	1,905.46	1,424.56
2. Other borrowing cost		
a. Bank Commission & Charges	86.32	93.65
b. Bank LC Charges	57.89	46.76
c. Bank Processing Charges	28.95	4.26
	173.16	144.67
Total	2,078.61	1,569.23

NOTE 27: DEPRECIATION AND AMORTIZATION EXPENSE

₹ in Lakhs

Particulars	For the year ended	
	March 31, 2026	March 31, 2025
1. Depreciation and amortization expense		
a. Depreciation on Property, Plant and Equipment	1,965.99	1,257.27
b. Amortization on Right of use Assets	8.26	5.37
c. Amortization of Intangible assets	58.62	39.45
Total	2,032.87	1,302.09

NOTES TO STANDALONE FINANCIAL STATEMENTS

For The Year Ended March 31, 2026

NOTE 28: OTHER EXPENSES

₹ in Lakhs

Particulars	As At	As At
	March 31, 2026	March 31, 2025
1. Manufacturing expenses		
a. Stores and Spares consumed	4,912.44	4,450.17
b. Power and fuel	2,964.92	2,765.78
c. Machinery spares	63.28	97.48
d. Repairs to machinery	86.79	75.79
e. Repairs to Building	18.51	23.04
f. Repairs to Others	27.72	56.10
g. Outside Labour Charges	4,327.17	4,117.21
h. Others manufacturing expenses	190.39	124.34
	12,591.22	11,709.91
2. Selling expenses		
a. Freight outward	1,129.32	996.40
b. Packing and forwarding	640.32	504.03
c. Provision for doubtful debts	1.30	1.04
	1,770.94	1,501.47
3. Administration expenses		
a. Rent	113.68	111.30
b. Rates and taxes	25.89	39.46
c. Insurance	50.41	34.74
d. Other repairs and maintenance	51.57	44.40
e. Travelling and conveyance	128.58	77.07
f. Communication expenses	6.52	5.95
g. Printing and stationery	9.94	5.10
h. Fair Value Changes in Financial Liabilities (FVTPL)	-	28.84
i. Professional charges	82.29	55.80
j. Auditor's remuneration		
i. Statutory Audit Fees	3.30	3.00
ii. Limited Review Fees	0.60	0.60
iii. Certification Charges	0.25	0.07
iv. Reimbursement of Expenses	0.13	0.04
k. Spend on CSR activities (Refer note 41)	26.50	14.50
l. Director's Sitting Fees	3.20	3.40
m. Miscellaneous expenses	31.72	27.55
n. Staff & Guest Expenses	34.48	22.22
o. Garden Expenses	0.60	0.60
p. Security Charges	54.89	36.41
	624.55	511.05
Total	14,986.71	13,722.43

NOTES TO STANDALONE FINANCIAL STATEMENTS

For The Year Ended March 31, 2026

NOTE 29: OTHER COMPREHENSIVE INCOME NOT TO BE RECLASSIFIED TO PROFIT OR LOSS IN SUBSEQUENT PERIODS:

₹ in Lakhs

Particulars	For the year ended	
	March 31, 2026	March 31, 2025
1. Re-measurement gains / (losses) on defined benefit plans	48.84	22.95
2. Income tax effect on above	(12.29)	(5.78)
Total	36.55	17.17

NOTE 30 : INCOME TAX AND DEFERRED TAX

(1) The major components of income tax expense for the period ended 31 March 2026 and 31 March 2025 are:

(a) Profit or loss

₹ in Lakhs

Particulars	As At March 31, 2026	As At March 31, 2025
Current income tax:		
Current income tax charge	41.00	518.76
Adjustments of tax relating to earlier periods	(30.22)	(25.77)
Deferred tax:		
Relating to origination and reversal of temporary differences	278.67	316.78
Income tax expense reported in the statement of profit or loss	289.45	809.77

(b) Other Comprehensive Income

Deferred tax related to items recognised in OCI during the year:

₹ in Lakhs

Particulars	As At March 31, 2026	As At March 31, 2025
Income tax charged to OCI	(12.29)	(5.78)

(c) Reconciliation of tax expense and the accounting profit multiplied by India's domestic

tax rate for March 31, 2026 and March 31, 2025

₹ in Lakhs

Particulars	As At March 31, 2026	As At March 31, 2025
Accounting profit before tax	755.27	2,498.59
At statutory income tax rate of 25.168% (a)	190.09	628.84
Adjustments		
Preference Dividend Expense	26.95	26.95
Other Disallowance	72.41	153.98
Total (b)	99.36	180.93
Tax expenses at effective rate (a+b)	289.45	809.77
Total Tax expense as per books	289.45	809.77

The companies effective tax rates for the year ended March 31, 2026 is 38.32% and March 31, 2025 is 32.41%.

NOTES TO STANDALONE FINANCIAL STATEMENTS

For The Year Ended March 31, 2026

(2) Movement in deferred tax

(a) Deferred tax relates to the following: (DTL)/DTA

₹ in Lakhs

Particulars	As At March 31, 2026	As At March 31, 2025
Property, plant and equipment (Depreciation)	(783.24)	(457.75)
Employee benefits - compensated absences	125.33	81.53
Provision for doubtful debts and advances	0.84	2.08
Others - DTA/(DTL)	(35.26)	(27.33)
Net deferred tax (liabilities)/ assets	(692.33)	(401.47)

₹ in Lakhs

Particulars	As At March 31, 2026	As At March 31, 2025
Property, plant and equipment (Depreciation)	325.49	305.15
Employee benefits - compensated absences	(43.70)	(6.01)
Provision for doubtful debts and advances	1.24	1.95
Carry Forward Loss	-	-
Others - DTA/(DTL)	(4.36)	15.69
Deferred tax expense/(income)	278.67	316.78

(b) Reflected in balance sheet as

₹ in Lakhs

Particulars	As At March 31, 2026	As At March 31, 2025
Deferred tax asset	126.17	83.61
Deferred tax liability	(818.50)	(485.08)
Net Deferred tax asset/(liability)	(692.33)	(401.47)

(3) Movement in current tax

a) Details of Current Tax

₹ in Lakhs

Particulars	As At March 31, 2026	As At March 31, 2025
Non Current tax (asset)/ liability as at beginning of period	(106.44)	(12.00)
Add : Refund Received during the year	144.28	60.94
Less : TDS credit of previous year	(284.06)	(155.38)
Current and Non Current tax (asset)/ liability as at end of period	(246.22)	(106.44)

b) Reflected in balance sheet as

₹ in Lakhs

Particulars	As At March 31, 2026	As At March 31, 2025
Provision for income tax	41.00	518.75
Current advance tax	(287.22)	(625.19)
Non- current advance tax (net of provision)	-	-
Total	(246.22)	(106.44)

NOTES TO STANDALONE FINANCIAL STATEMENTS

For The Year Ended March 31, 2026

NOTE 31. CORPORATE INFORMATION

Synergy Green Industries Limited ("the Company") is a public limited Company. Company was incorporated in 2010 and is listed on BSE & NSE. Company has its corporate office situated at 392, E ward, Shahupuri, Kolhapur-416001 and the works is situated at Kagal -Hatkanangale Five Star Industrial Area, Kolhapur-416216.

The Company is engaged in the business of foundry i.e., manufacturing of wind turbine casting and other large precision castings and machining.

The Company started as a green field foundry project during 2011 and entered in commercial operation in June 2012.

NOTE 32. STATEMENT OF COMPLIANCE

The financial statements have been prepared in accordance with the Indian Accounting Standards (referred to as "Ind AS") prescribed under Section 133 of the Companies Act, 2013 read with Companies (Indian Accounting Standards) Rules, as amended from time to time and other relevant provisions of the Act.

NOTE 33. MATERIAL ACCOUNTING POLICIES

NOTE 33.1. Basis of preparation

The Standalone financial statements have been prepared in accordance with Indian Accounting Standards ("IndAS") as issued under the Companies (Indian Accounting Standards) Rules, 2015 (as amended till date)

The Standalone financial statements were authorized for issue by the Board of Directors as on 19th May, 2026.

NOTE 33.2. Basis of measurement

The Standalone financial statements have been prepared under the historical cost convention with the exception of certain assets and liabilities that are required to be carried at fair value by Ind AS.

Fair value is the price that would be received to sell an asset or paid to transfer a liability in an orderly transaction between market participants at the measurement date.

NOTE 33.3. Functional and presentation currency

These Standalone financial statements are presented in Indian Rupees (INR), which is the company's functional currency. All financial information is presented in INR rounded to the nearest Lakhs except share and per share data, unless otherwise stated.

Exchange differences are recognized in the Statement of Profit and Loss except to the extent, exchange differences which are regarded as an adjustment to interest costs on foreign currency borrowings, are capitalized as part of borrowing costs.

NOTE 33.4. Significant accounting judgments, estimates and assumptions

The preparation of Standalone financial statements in conformity with Ind AS requires the management to make judgments, estimates and assumptions that affect the reported amounts of revenue, expenses, current assets, non-current assets, current liabilities, noncurrent liabilities and disclosure of the contingent liabilities at the end of each reporting period. Although these estimates are based on management's best knowledge of current events and actions, uncertainty about these assumptions and estimates could result in the outcomes requiring a material adjustment to the carrying value of assets or liabilities in future periods.

This note provides an overview of the areas that involve a higher degree of judgment or complexity, and of items which are more likely to be materially adjusted due to estimates and assumptions turning out to be different than those originally assessed.

Estimates and underlying assumptions are reviewed on an ongoing basis. Revisions to accounting estimates are recognised in the period in which the estimate is revised and future periods affected.

Critical estimates and judgments

The areas involving critical estimates or judgments are:

1. Estimation of defined benefit obligation – Refer note 36

The cost of the defined benefit gratuity plan and the present value of the gratuity obligation are determined using actuarial valuations. An actuarial valuation involves making various assumptions that may differ from actual developments in the future. These include the determination of the discount rate; future salary increases and

NOTES TO STANDALONE FINANCIAL STATEMENTS

For The Year Ended March 31, 2026

mortality rates, attrition rate etc. Due to the complexities involved in the valuation and its long-term nature, a defined benefit obligation is highly sensitive to changes in these assumptions. All assumptions are reviewed at each reporting date.

The parameter most subject to change is the discount rate. In determining the appropriate discount rate for plans operated in India, the management has referred the interest rates of government bonds in currencies consistent with the currencies of the post-employment benefit obligation after due consideration of the actuarial valuation report.

The mortality rate is based on publicly available mortality tables which tend to change only at interval in response to demographic changes. Future salary increases and gratuity increases are based on past historical average and future expectation of inflation rates.

Further details about gratuity obligations are given in Note 36.

2. Impairment - Refer no. 33.16

The Company estimates the value in use of the cash generating unit (CGU) based on future cash flows after considering current economic conditions and trends, estimated future operating results and growth rates and anticipated future economic and regulatory conditions. The estimated cash flows are developed using internal forecasts. The cash flows are discounted using a suitable discount rate in order to calculate the present value.

The impairment provisions for financial assets disclosed are based on assumptions about risk of default and expected loss rates. The Company uses judgment in making these assumptions and selecting the inputs to the impairment calculation, based on the Company's past history, existing market conditions as well as forward looking estimates at the end of each reporting period.

3. **Deferred tax assets** are recognized for all deductible temporary differences including the carry forward of unused tax credits and any unused tax losses. Deferred tax assets are recognized to the extent that it is probable that taxable profit will be available against which the deductible temporary differences, and the carry forward of unused tax credits and unused tax losses can be utilized.

4. **Lease term** - The company has applied provisions of Ind AS 116 effective from its date of implementation of Ind AS. The said standard provides for certain recognition exemptions for short term leases as well as provides for certain criteria when the lease contracts are non-enforceable. The determination of lease term for the purpose of availing such exemptions and evaluation of such criteria for non-enforceability of a contract involves significant judgment.

Current versus non-current classification

The Company presents assets and liabilities in the balance sheet based on current/ non-current classification.

An asset is current when it is:

- Expected to be realised or intended to sold or consumed in normal operating cycle
- Held primarily for the purpose of trading
- Expected to be realised within twelve months after the reporting period, or
- Cash or cash equivalent unless restricted from being exchanged or used to settle a liability for at least twelve months after the reporting period

All other assets are classified as non-current.

A liability is current when:

- It is expected to be settled in normal operating cycle
- It is held primarily for the purpose of trading
- It is due to be settled within twelve months after the reporting period, or
- The Company does not have the right, at the end of reporting period to defer settlement of liability for atleast 12 months after reporting date.

The Company classifies all other liabilities as non-current.

Deferred tax assets and liabilities are classified as non-current assets and liabilities.

NOTES TO STANDALONE FINANCIAL STATEMENTS

For The Year Ended March 31, 2026

NOTE 33.5. Inventories

- Raw materials, components, stores and spares are valued at cost or net realizable value whichever is lower. Cost includes all cost of purchase and incidental expenses incurred in bringing the inventories to their present location and condition. Cost is ascertained using weighted average method.
- Work-in-process and finished goods are valued at cost or net realisable value whichever is lower. Cost includes direct materials; labour costs and a proportion of manufacturing overheads i.e. cost of conversion. Variable production overheads are allocated to each unit of production on the basis of the actual use of the production facilities. Fixed overheads are allocated based on the normal operating capacity, or actual capacity if actual capacity approximates normal capacity.
- Materials-in-transit are valued at actual cost incurred up to the date of balance sheet.
- Net realizable value is the estimated selling price in the ordinary course of business, less estimated costs of completion and the estimated costs necessary to make the sale.
- Runners and Risers are valued at replacement cost or net realisable value whichever is lower.
- The inventory of patterns purchased and held for sale is valued at lower of cost and net realizable value. The cost comprises of all the costs of purchases and other costs incurred in bringing the inventories to their present location and condition

NOTE 33.6. Cash, balances with bank and short-term Deposits

Cash, balances with bank and short-term Deposits in the balance sheet comprise cash at banks and on hand and highly liquid short-term deposits with an original maturity of three months or less, which are subject to an insignificant risk of changes in value.

NOTE 33.7. Property, plant and equipment

Recognition and measurement

The cost of an item of property, plant and equipment is recognised as an asset if, and only if, it is probable that future economic benefits associated with the item will flow to the entity; and the cost of the item can be measured reliably. This recognition principle is applied to costs incurred initially to acquire an item of property, plant and equipment and also to costs incurred subsequently to add to, replace part of, or service it. All other repair and maintenance costs, including regular servicing, are recognised in the statement of profit and loss as incurred. When a replacement occurs, the carrying value of the replaced part is de-recognised. Where an item of property, plant and equipment comprises major components having different useful lives, these components are accounted for as separate items.

Items of property, plant and equipment are measured at cost of acquisition or deemed cost applied on transition to Ind AS or cost of construction less accumulated depreciation and/or accumulated impairment loss, if any. The cost of an item of property, plant and equipment comprises its purchase price, including import duties and other non-refundable taxes or levies and any directly attributable cost of bringing the asset to its working condition for its intended use by the management; any trade discounts and rebates are deducted in arriving at the purchase price. Borrowing costs directly attributable to the construction of a qualifying asset are capitalised as part of the cost.

Property, plant and equipment under construction are disclosed as capital work-in-progress.

Advances paid towards the acquisition of property, plant and equipment outstanding at each reporting date are disclosed under "Other non-current and current assets".

Assets value up to ₹5,000 are fully depreciated in the year of acquisition.

Subsequent costs

The cost of replacing a part of an item of property, plant and equipment is recognised in the carrying amount of the item if it is probable that the future economic benefits embodied within the part will flow to the Company, and its cost can be measured reliably. The carrying amount of the replaced part is derecognized. The costs of the day-to-day servicing of property, plant and equipment are recognised in the statement of profit and loss as incurred.

NOTES TO STANDALONE FINANCIAL STATEMENTS

For The Year Ended March 31, 2026

Disposal

An item of property, plant and equipment is derecognized upon disposal or when no future benefits are expected from its use or disposal. Gains and losses on disposal of an item of property, plant and equipment are determined by comparing the proceeds from disposal with the carrying amount of property, plant and equipment, and are recognised net within other income/expenses in the statement of profit and loss.

Depreciation

Depreciation is calculated over the depreciable amount, which is the cost of an asset, or other amount substituted for cost, less its residual value. Depreciation is provided on the "Written Down value" Method, as per the useful life of assets prescribed in Part C of Schedule II of Companies Act, 2013 and as per technical evaluation & management's experience, except "Tools and Equipment, & Solar related plant & machinery" which is depreciated using Straight Line Method (SLM).

Life of Dies and Moulds is taken as 8 years; Plant & Machinery and Solar plant is taken as 25 years & Tools & Equipment is taken as 4 years based on technical evaluation.

Depreciation on addition to assets or sale/disposal of assets is calculated pro rata from the date of put to use or up to the date of sale/disposal, as the case may be.

Depreciation is not calculated on capital work in progress until construction or installation is completed and the asset is when it is in the location and condition necessary for it to be capable of operating in the manner intended by management.

The useful lives of assets are reviewed by the management at each financial year end & revised, if appropriate. In case of a revision, the unamortized depreciable amount is charged over the revised useful life of asset

NOTE 33.8. Intangible assets and amortization

Recognition and measurement

Intangible assets are recognised when the it meets the definition of intangible asset and it is probable that the future economic benefits that are attributable to the asset will flow to the Company and cost of the asset can be reliably measured.

Intangible assets acquired by the Company that have finite useful lives are measured at cost less accumulated amortisation and any accumulated impairment losses. Intangible assets with indefinite useful lives are not amortised, but are tested for impairment annually, either individually or at the cash-generating unit level.

Subsequent measurement

Subsequent expenditure is capitalised only when such asset meets definition of intangible asset and recognition criteria mentioned above.

Amortization

Amortisation is calculated over the cost of the asset, or other amount substituted for cost, less residual value of Intangible assets, intangible assets consist of computer software is amortised over a period of three years, and Rights are amortised over a period of 10 years, ATAS software is amortised over a period of 25 years.

NOTE 33.9. Revenue recognition

Revenue is recognized when (or as) a performance obligation is satisfied, at the transaction price. The company uses 5 steps model given by Ind AS 115 i.e. identifying contract, identifying performance obligation, determination of transaction price, allocation of transaction price over performance obligation and recognition of revenue when performance obligation is satisfied. A company's performance obligation is satisfied when it transfers control over a good or service to a customer i.e. when goods/services are delivered/provided to the customer.

Revenue is measured at the transaction price i.e. Consideration to which a company expects to be entitled in exchange for transferring promised goods or services to a customer, excluding amounts collected on behalf of third parties and after considering effect of variable consideration, significant financing component.

For contracts with multiple performance obligations, the transaction price is allocated to different obligations based on their standalone selling price. In such case, revenue recognition criteria are applied for each separately to different

NOTES TO STANDALONE FINANCIAL STATEMENTS

For The Year Ended March 31, 2026

performance obligations, in order to reflect the substance of the transaction and revenue is recognised separately for each obligation as and when the recognition criteria for the component is fulfilled.

For contracts that permit the customer to return an item, revenue is recognised to the extent that it is highly probable that a significant reversal in the amount of cumulative revenue recognised will not occur. Amounts included in revenue are net of returns, trade allowances, rebates, goods and service tax.

Trade receivables that do not contain a significant financing component (determined in accordance with Ind AS 115 Revenue from Contracts with Customers) are initially measured at their transaction price.

Other income

Other income comprises of interest income, dividend income, foreign currency gain on financial assets and liabilities, profit on sale of non-financial assets export benefits and fair value changes on financial instruments.

Dividend income is recognised when the Company's right to receive the payment is established, which is in the year when shareholders approve the dividend.

Interest income is recognised as it accrues in the statement of profit and loss, using the effective interest method. Export benefits in the form of Duty Draw Back claims are recognised in the statement of profit and loss on the date that the Company's right to receive payment is established. The company presents interest income on financial assets at Fair Value through Profit & Loss separately from fair value changes on financial assets.

NOTE 33.10. Finance costs

Finance costs comprise of interest expense on borrowings, and foreign currency loss on financial assets and liabilities, bank charges and commission. Interest expenditure is recognised as it accrues in the statement of profit and loss, using the effective interest method. Other finance cost is recognized as it accrues.

NOTE 33.11. Foreign currencies transactions

The Standalone financial statements are presented in INR, which is also the company's functional currency.

Transactions and balances

Transactions in foreign currencies are initially recorded at functional currency spot rates at the date the transaction first qualifies for recognition.

Monetary assets and liabilities denominated in foreign currencies are translated at the functional currency spot rates of exchange at the reporting date. Differences arising on settlement or translation of monetary items are recognised in statement of profit or loss.

Non-monetary items that are measured in terms of historical cost in a foreign currency are recognized using the exchange rates at the dates of the initial transactions. Non-monetary items measured at fair value in a foreign currency are translated using the exchange rates at the date when the fair value is determined. The gain or loss arising on translation of non-monetary items measured at fair value is treated in line with the recognition of the gain or loss on the change in fair value of the item (i.e. translation differences on items whose fair value gain or loss is recognised in OCI or profit or loss are also recognised in OCI or profit or loss, respectively).

NOTE 33.12. Employee Benefits

Short Term Employee Benefits

All employee benefits payable wholly within twelve months of rendering the services, cost of bonus and short-term compensated absences, leave travel allowance etc. are recognized in the period in which the employee renders the related service.

Post-Employment Benefits

Defined Contribution Plans

The Company has state governed provident fund scheme and employee state insurance scheme as defined contribution plans. The contribution paid/payable under the scheme is recognized during the period in which the employee renders the related service.

NOTES TO STANDALONE FINANCIAL STATEMENTS

For The Year Ended March 31, 2026

Defined Benefit Plans

The employees' gratuity fund scheme is the Company's defined benefit plan. The present value of the obligation under such defined benefit plan is determined based on actuarial valuation using the Projected Unit Credit Method, which recognizes each period of service as giving rise to additional unit of employee benefit entitlement and measures each unit separately to build up the final obligation.

The obligation is measured at the present value of the estimated future cash flows. The discount rates used for determining the present value of the obligation under defined benefit plans is based on the interest rates of government bonds in currencies consistent with the currencies of the post-employment benefit obligation after due consideration of the actuarial valuation report, having maturity periods approximating to the terms of related obligations.

Remeasurements, comprising of actuarial gains and losses, the effect of the asset ceiling, excluding amounts included in net interest on the net defined benefit liability and the return on plan assets (excluding amounts included in net interest on the net defined benefit liability), are recognized immediately in the balance sheet with a corresponding debit or credit to retained earnings through OCI in the period in which they occur. Remeasurements are not reclassified to profit or loss in subsequent periods.

Gains or losses on the curtailment or settlement of any defined benefit plan are recognized when the curtailment or settlement occurs. Past service cost is recognized as expenses on a straight-line basis over the average period until the benefits become vested. Net interest is calculated by applying the discount rate to the net defined benefit liability or asset.

Long Term Employee Benefit

The obligation for long term employee benefits such as long-term compensated absences is recognized in the same manner as in the case of defined benefit plans as mentioned above.

Accumulated leaves that are expected to be utilized within the next 12 months are treated as short term employee benefits.

NOTE 33.13. Income Taxes

Current income tax

The income tax expense or credit for the period is the tax payable on the current period's taxable income based on the applicable income tax rate adjusted by changes in deferred tax assets and liabilities attributable to temporary differences and to unused tax losses.

The current income tax charge is calculated on the basis of tax laws enacted or substantially enacted at the end of reporting period. Management periodically evaluates positions taken in tax returns with respect to situation in which applicable tax regulation is subject to interpretation. It establishes provisions where appropriate on the basis of amounts expected to be paid to the tax authorities.

The offset of current tax assets and current tax liabilities if the company has a legally enforceable right to set off the recognised amounts and intends either to settle on a net basis, or to realise the asset and settle the liability simultaneously.

Deferred tax

Deferred tax is provided using the balance sheet method on temporary differences between the tax bases of assets and liabilities and their carrying amounts for financial reporting purposes at the reporting date.

Deferred tax liabilities are recognised for all taxable temporary differences, except:

When the deferred tax liability arises from the initial recognition of goodwill or an asset or liability in a transaction that is not a business combination and, at the time of the transaction, affects neither the accounting profit nor taxable profit or loss.

Deferred tax assets are recognised for all deductible temporary differences, the carry forward of unused tax credits and any unused tax losses. Deferred tax assets are recognised to the extent that it is probable that taxable profit will be

NOTES TO STANDALONE FINANCIAL STATEMENTS

For The Year Ended March 31, 2026

available against which the deductible temporary differences, and the carry forward of unused tax credits and unused tax losses can be utilised, except:

When the deferred tax asset relating to the deductible temporary difference arises from the initial recognition of an asset or liability in a transaction that is not a business combination and, at the time of the transaction, affects neither the accounting profit nor taxable profit or loss

The carrying amount of deferred tax assets is reviewed at each reporting date and reduced to the extent that it is no longer probable that sufficient taxable profit will be available to allow all or part of the deferred tax asset to be utilised. Unrecognised deferred tax assets are re-assessed at each reporting date and are recognised to the extent that it has become probable that future taxable profits will allow the deferred tax asset to be recovered.

Deferred tax assets and liabilities are measured at the tax rates that are expected to apply in the year when the asset is realised or the liability is settled, based on tax rates (and tax laws) that have been enacted or substantively enacted at the reporting date.

Deferred tax relating to items recognised outside profit or loss is recognised outside profit or loss. Deferred tax items are recognised in correlation to the underlying transaction either in OCI or directly in equity.

Deferred tax assets and deferred tax liabilities are offset if a legally enforceable right exists to set off current tax assets against current tax liabilities and the deferred taxes relate to the same taxable entity and the same taxation authority.

NOTE 33.14. Provisions

A Provision is recognized when the Company has a present obligation (legal or constructive) as a result of a past event and it is probable that an outflow of resources is expected to settle the obligation, in respect of which a reliable estimate can be made.

If the effect of the time value of money is material, provisions are discounted using a current pre-tax rate that reflects, when appropriate, the risks specific to the liability. When discounting is used, the increase in the provision due to the passage of time is recognised as a finance cost.

Contingent liability is disclosed in case of:

- a present obligation arising from past events, when it is not probable that an outflow of resources will be required to settle the obligation.
- present obligation arising from past events, when no reliable estimate is possible
- a possible obligation arising from past events where the probability of outflow of resources is remote.

Contingent assets are neither recognized, nor disclosed except when an inflow of economic benefits is probable. Provisions, contingent liabilities and contingent assets are reviewed at each Balance Sheet date.

NOTE 33.15. Leases

Lease is a contract that provides to the customer (lessee) the right to use an asset for a period of time in exchange for consideration. A lessee is required to recognize assets and liabilities for all leases with a term that is greater than 12 months, unless the underlying asset is of low value, and to recognize depreciation of leased assets separately from interest on lease liabilities in the statement of Profit and Loss.

As a Lessee

Initial Measurement

Right to use asset

At the commencement date, the Company measures the right-of-use asset at cost. The cost of the right of-use asset shall comprise:

- the amount of the initial measurement of the lease liability
- any lease payments made at or before the commencement date, less any lease incentives received;

NOTES TO STANDALONE FINANCIAL STATEMENTS

For The Year Ended March 31, 2026

- any initial direct costs incurred by the lessee; and
- an estimate of costs to be incurred by the lessee in dismantling and removing the underlying asset, restoring the site on which it is located or restoring the underlying asset the lease, unless those costs are incurred to produce inventories.

The lessee incurs the obligation for those costs either at the commencement date or as a consequence of having used the underlying asset during a particular period.

Lease liability

At the commencement date, the Company measures the lease liability at the present value of the lease payments that are not paid at that date. The lease payments are discounted using the interest rate implicit in the lease, if that rate can be readily determined. If that rate cannot be readily determined, the Company uses its incremental borrowing rate. Lease payments included in the measurement of the lease liability comprise the following payments:

- fixed payments (including in substance fixed payments), less any lease incentives receivable;
- variable lease payments that depend on an index or a rate, initially measured using the index or rate as at the commencement date;
- amounts expected to be payable by the Company under residual value guarantees;
- the exercise price of a purchase option if the Company is reasonably certain to exercise that option; and payments of penalties for terminating the lease, if the lease term reflects the lessee exercising an option to terminate the lease.

Subsequent measurement Right to use asset

Subsequently the Company measures the right-of-use asset at cost less any accumulated depreciation and any Accumulated impairment losses.

Lease Liability

Subsequently the Company measures the lease liability by:

- increasing the carrying amount to reflect interest on the lease liability at the interest rate implicit in the lease, if that rate can be readily determined or the Company's incremental borrowing rate.
- reducing the carrying amount to reflect the lease payments made; and
- re-measuring the carrying amount to reflect any reassessment or lease modifications or to reflect revised in-substance fixed lease payments.

NOTE 33.16. Impairment of non-financial assets

The company assesses at each balance sheet date whether there is any indication that an asset or cash generating unit (CGU) may be impaired. If any such indication exists, the company estimates the recoverable amount of the asset. The recoverable amount is the higher of an asset's or CGU's net selling price or its value in use. Where the carrying amount of an asset or CGU exceeds its recoverable amount, the asset is considered impaired and is written down to its recoverable amount and the reduction is treated as impairment loss and recognized in profit and loss account. If at any subsequent balance sheet date there is an indication that a previously assessed impairment loss no longer exists, the recoverable amount is reassessed and the asset is reflected at recoverable amount subject to a maximum of depreciated historical cost and is accordingly reversed in the statement of profit and loss.

NOTE 33.17. Fair value measurement

The Company measures financial instruments at fair value if they are to be measured at fair value in accordance with Ind AS, such as investment at each balance sheet date.

Fair value is the price that would be received to sell an asset or paid to transfer a liability in an orderly transaction between market participants at the measurement date.

NOTES TO STANDALONE FINANCIAL STATEMENTS

For The Year Ended March 31, 2026

The fair value measurement is based on the presumption that the transaction to sell the asset or transfer the liability takes place either:

- In the principal market for the asset or liability OR
- In the absence of a principal market, in the most advantageous market for the asset or liability. The principal or the most advantageous market must be accessible by the Company.

The fair value of an asset or a liability is measured using the assumptions that market participants would use when pricing the asset or liability, assuming that market participants act in their economic best interest.

A fair value measurement of a non-financial asset takes into account a market participant's ability to generate economic benefits by using the asset in its highest and best use or by selling it to another market participant that would use the asset in its highest and best use.

The Company uses valuation techniques that are appropriate in the circumstances and for which sufficient data are available to measure fair value, maximising the use of relevant observable inputs and minimising the use of unobservable inputs.

All assets and liabilities for which fair value is measured or disclosed in the Standalone financial statements are categorized within the fair value hierarchy, described as follows, based on the lowest level input that is significant to the fair value measurement as a whole:

- Level 1 — Quoted (unadjusted) market prices in active markets for identical assets or liabilities.
- Level 2 — Valuation techniques for which the lowest level input that is significant to the fair value measurement is directly or indirectly observable.
- Level 3 — Valuation techniques for which the lowest level input that is significant to the fair value measurement is unobservable.

For assets and liabilities that are recognised in the Standalone financial statements on a recurring basis, the Company determines whether transfers have occurred between levels in the hierarchy by reassessing categorization (based on the lowest level input that is significant to the fair value measurement as a whole) at the end of each reporting period.

The Company's management determines the policies and procedures for both recurring fair value measurement, such as derivative instruments and unquoted financial assets measured at fair value.

External valuation experts are involved for valuation of significant assets and liabilities. The involvement of external valuation experts is decided upon annually by the management.

NOTE 33.18. Financial instruments

A financial instrument is any contract that gives rise to a financial asset of one entity and a financial liability or equity instrument of another entity.

Financial assets and financial liabilities are recognised when the Company becomes a party to the contractual provisions of the instrument. Financial assets and liabilities are initially measured at fair value. Transaction costs that are directly attributable to the acquisition or issue of financial assets and financial liabilities (other than financial assets and financial liabilities at fair value through profit and loss) are added to or deducted from the fair value measured on initial recognition of financial asset or financial liability. The transaction costs directly attributable to the acquisition of financial assets and financial liabilities at fair value through profit and loss are immediately recognised in the statement of profit and loss. Trade Receivables that do not contain a significant financing component are measured at transaction price.

Effective interest method

The effective interest method is a method of calculating the amortised cost of a financial instrument and of allocating interest income or expense over the relevant period. The effective interest rate is the rate that exactly discounts future cash receipts or payments through the expected life of the financial instrument, or where appropriate, a shorter period.

NOTES TO STANDALONE FINANCIAL STATEMENTS

For The Year Ended March 31, 2026

Financial assets

Cash and bank balances

Cash and bank balances consist of:

- Cash and cash equivalents - which includes cash on hand, deposits held at call with banks and other short-term deposits which are readily convertible into known amounts of cash, are subject to an insignificant risk of change in value and have original maturities of less than three months. These balances with banks are unrestricted for withdrawal and usage.
- Other bank balances - which includes balances and deposits with banks that are restricted for withdrawal and usage.

Financial assets at amortised cost

Financial assets are subsequently measured at amortised cost if these financial assets are held within a business model whose objective is to hold these assets in order to collect contractual cash flows and the contractual terms of the financial asset give rise on specified dates to cash flows that are solely payments of principal and interest on the principal amount outstanding.

The Company in respect of certain equity investments (other than in subsidiaries, associates and joint ventures) which are not held for trading has made an irrevocable election to present in other comprehensive income subsequent changes in the fair value of such equity instruments. Such an election is made by the Company on an instrument-by-instrument basis at the time of initial recognition of such equity investments. These investments are held for medium or long-term purposes. The Company has chosen to designate these investments in equity instruments as fair value through other comprehensive income as the management believes this provides a more meaningful presentation for medium or long-term investments, than reflecting changes in fair value immediately in the statement of profit and loss.

Financial assets not measured at amortised cost or at fair value through other comprehensive income are carried at fair value through profit and loss.

Impairment of financial assets

Loss allowance for expected credit losses is recognised for financial assets measured at amortised cost and fair value through other comprehensive income.

Company applies expected credit loss (ECL) model for measurement and recognition of impairment loss on the following financial assets and credit risk exposure:

- Financial assets that are debt instruments, and are measured at amortised cost e.g., loans, debt securities, deposits etc.
- Financial assets that are debt instruments and are measured as at FVTOCI
- Trade receivables or any contractual right to receive cash or another financial asset that result from transactions that are within the scope of Ind AS 115
- Loan commitments which are not measured as at FVTPL

The company follows 'simplified approach' for recognition of impairment loss allowance on trade receivables or contract revenue receivables.

The application of simplified approach does not require the company to track changes in credit risk. Rather, it recognises impairment loss allowance based on lifetime ECLs at each reporting date, right from its initial recognition. For recognition of impairment loss on other financial assets and risk exposure, the company determines whether there has been a significant increase in the credit risk since initial recognition. If credit risk has not increased significantly, 12-month ECL is used to provide for impairment loss. However, if credit risk has increased significantly, lifetime ECL is used.

NOTES TO STANDALONE FINANCIAL STATEMENTS

For The Year Ended March 31, 2026

De-recognition of financial assets

The Company de-recognises a financial asset only when the contractual rights to the cash flows from the asset expire, or it transfers the financial asset and substantially all risks and rewards of ownership of the asset to another entity.

If the Company neither transfers nor retains substantially all the risks and rewards of ownership and continues to control the transferred asset, the Company recognises its retained interest in the assets and an associated liability for amounts it may have to pay.

If the Company retains substantially all the risks and rewards of ownership of a transferred financial asset, the Company continues to recognise the financial asset and also recognises a borrowing for the proceeds received.

Financial liabilities and equity instruments

Classification as debt or equity

Financial liabilities and equity instruments issued by the Company are classified according to the substance of the contractual arrangements entered into and the definitions of a financial liability and an equity instrument.

Equity instruments

An equity instrument is any contract that evidences a residual interest in the assets of the Company after deducting all of its liabilities. Equity instruments are recorded at the proceeds received, net of direct issue costs.

Financial liabilities

Trade and other payables are initially measured at fair value, net of transaction costs, and are subsequently measured at amortised cost, using the effective interest rate method where the time value of money is significant.

Interest bearing bank loans, overdrafts and issued debt are initially measured at fair value and are subsequently measured at amortised cost using the effective interest rate method. Any difference between the proceeds (net of transaction costs) and the settlement or redemption of borrowings is recognised over the term of the borrowings in the statement of profit and loss.

Fees paid on the establishment of loan facilities are recognised as transaction costs of the loan to the extent that it is probable that some or all of the facility will be drawn down. In this case, the fee is deferred until the draw down occurs. To the extent there is no evidence that it is probable that some or all of the facility will be drawn down, the fee is capitalised as a prepayment for liquidity services and amortised over the period of the facility to which it relates.

Borrowings are removed from the balance sheet when the obligation specified in the contract is discharged, cancelled or expired. The difference between the carrying amount of a financial liability that has been extinguished or transferred to another party and the consideration paid, including any non-cash assets transferred or liabilities assumed, is recognised in profit or loss as other gains/(losses).

Borrowings are classified as current liabilities unless the Company has the right, at the end of the reporting period, to defer settlement of the liability for at least twelve months after the reporting period.

The classification of borrowings is based on the rights and conditions existing at the end of the reporting period. The Company's expectation or intention to settle the liability, or to exercise its right to defer settlement, does not affect the classification.

Where the Company's right to defer settlement of a borrowing for at least twelve months after the reporting period is subject to compliance with specified conditions or loan covenants, the borrowing is classified in accordance with the requirements of Ind AS 1. Any waiver or agreement obtained from the lender after the reporting period does not affect the classification of the borrowing at the reporting date

De-recognition of financial liabilities

The Company de-recognises financial liabilities when, and only when, the Company's obligations are discharged, cancelled or they expire.

NOTES TO STANDALONE FINANCIAL STATEMENTS

For The Year Ended March 31, 2026

Derivative financial instruments

In the ordinary course of business, the Company uses certain derivative financial instruments to reduce business risks which arise from its exposure to foreign exchange and interest rate fluctuations. The instruments are confined principally to cross currency swaps & interest swap. The instruments are employed as hedges of transactions included in the Standalone financial statements.

Derivatives are initially accounted for and measured at fair value on the date the derivative contract is entered into and are subsequently remeasured to their fair value at the end of each reporting period.

Note: 33.19. Earnings per share

Basic earnings per share are calculated by dividing the net profit or loss for the period attributable to equity shareholders by the weighted average number of equity shares outstanding during the period as reduced by number of shares bought back, if any. The weighted average number of equity shares outstanding during the period is adjusted for events such as bonus issue, bonus element in a rights issue, share split, and reverse share split (consolidation of shares) that have changed the number of equity shares outstanding, without a corresponding change in resources.

For the purpose of calculating diluted earnings per share, the net profit or loss for the period attributable to equity shareholders and the weighted average number of shares outstanding during the period are adjusted for the effects of all dilutive potential equity shares.

Note:33.20. Share-based payments- Equity-settled transactions-ESOPs

Employees of the Company who are entitled to receive remuneration in the form of share-based payments, whereby employees render services as consideration for equity instruments (equity-settled transactions).

Equity settled transactions

The cost of equity-settled transactions is determined by the fair value at the grant date using fair valuation model.

The cost is recognised, together with a corresponding increase in share-based payment reserves in equity, over the period in which the performance and/or service conditions are fulfilled in employee benefits expense. The cumulative expense recognised for equity-settled transactions at each reporting date until the vesting date reflects the extent to which the vesting period has expired and the Company's best estimate of the number of equity instruments that will ultimately vest. The Statement of Profit and Loss represents the movement in cumulative expense recognised as at the beginning and at the end of the period and to be recognised in the employee benefits expense.

Service and non-market performance conditions are not taken into account when determining the grant date fair value of awards, but the likelihood of the conditions being met is assessed as part of the Company's best estimate of the number of equity instruments that will ultimately vest.

Note:33.21. Treasury Shares

The Company has created an Employee Benefit Trust (EBT) for providing share-based payment to its employees. The Company uses EBT as a vehicle for distributing shares to employees under the employee remuneration schemes. The EBT buys shares of the Company from the market, for giving shares to employees on exercise of equity-settled ESOP. Share options exercised during the reporting period are satisfied with treasury shares. The Company treats EBT as its extension and shares held by EBT are treated as treasury shares. Own equity instruments that are reacquired (treasury shares) are recognised at cost and deducted from equity. No gain or loss is recognised in profit or loss on the purchase, sale, issue or cancellation of the Company's own equity instruments.

Note:33.22. Events occurring after the Balance Sheet Date

Events occurring after the Balance Sheet date and till the date on which the standalone financial statements are approved, which are material in the nature and indicate the need for adjustments in the Standalone financial statements have been considered.

NOTES TO STANDALONE FINANCIAL STATEMENTS

For The Year Ended March 31, 2026

Note:33.23. Government Grant

Grants from the government are recognised at their fair value where there is a reasonable assurance that the grant will be received and the company will comply with all attached conditions. Government grants relating to income are deferred and recognised in the Statement of Profit and Loss over the period necessary to match them with the costs that they are intended to compensate and presented within other income.

Note:33.24. Supplier finance arrangements

The Company enters into supplier finance arrangements through

- (i) Usance Payable at Sight (UPAS) Letter of Credit facilities,
- (ii) Supplier bills discounting on the Trade Receivables Discounting System (TReDS) platform

Under UPAS Letter of Credit and TReDS arrangements, banks and financial institutions make payments directly to suppliers against accepted invoices, and the Company settles the obligation with the finance providers on agreed maturity dates. Based on the economic substance, obligations arising from such arrangements are presented as Bills payable and Supplier Finance Arrangements (SFA), as applicable.

Under reverse factoring arrangements (supplier bills discounting), payments to suppliers are funded through the Company's fund based working capital facilities, and the resulting obligation is presented as Short term Borrowings.

Payments made by banks and financial institutions directly to suppliers under supplier finance arrangements are treated as non cash transactions, as the finance providers do not act as agents of the Company. Cash outflows are recognised when the Company settles its obligations with the respective finance providers. Interest and discounting charges are recognised as finance costs over the tenure of the arrangements.

Note: 33.25. Standards issued but not yet effective and amendments

Ministry of Corporate Affairs ("MCA") notifies new standards or amendments to the existing standards under Companies (Indian Accounting Standards) Rules as issued from time to time. MCA has notified amendments to the existing standard IND AS 21: The Effects of changes in Foreign Exchange rates applicable to the Company w.e.f. April 01, 2025 to address concerns about currency exchange ability and provide guidance on estimating spot exchange rates when a currency is not exchangeable. There is no significant impact on the Company in the current year.

Ministry of Corporate Affairs ("MCA") notifies new standards or amendments to the existing standards under Companies (Indian Accounting Standards) Rules as issued from time to time. For the year ended March 31, 2026, MCA has notified Ind AS – 117 Insurance Contracts and amendments to Ind AS 116 – Leases, relating to sale and leaseback transactions, applicable to the Company w.e.f. April 1, 2025.

In August 2025, MCA notified the following amendments to:

Ind AS 1, Presentation of Financial Statements, applicable w.e.f April 1, 2025 - The amendment relates to classification of liabilities as current or non-current and non-current liabilities with covenants. In the context of classifying a liability as current, it removes the requirement of existence of a right to defer settlement for at least 12 months after the reporting date, and instead requires that the said right should exist on the reporting date and have substance. The amendment also introduces guidance on classification of liabilities with covenants.

Ind AS 7, Statement of Cash Flows and Ind AS 107, Financial Instruments - Disclosures, applicable w.e.f April 1, 2025 – The amendment in Ind AS 7 requires to inform users of financial statements of the existence of supplier finance arrangements and explain the nature of the arrangements, the carrying amount of liabilities and the range of payment due dates. Ind AS 107 has been amended to add supplier finance arrangements as a factor that may cause concentration of liquidity risk.

Ind AS 12, International Tax Reform – Pillar Two Model Rules applicable immediately - The amendments provide a temporary mandatory relief from deferred tax accounting for top-up tax and disclose that they have applied the relief. This relief is immediate and applies retrospectively.

The Company has reviewed the new pronouncements and has appropriately recognised and/or disclosed in the Standalone Financial Statements.

NOTES TO STANDALONE FINANCIAL STATEMENTS

For The Year Ended March 31, 2026

NOTE : 34 CONTINGENT LIABILITIES OTHER MONEY FOR WHICH THE COMPANY IS CONTINGENTLY LIABLE FOR

₹ in Lakhs

Particulars	As At March 31, 2026	As At March 31, 2025
i) Excise & Service Tax [Amount paid under protest ₹9.39 Lakhs (Previous Year ₹9.39 Lakhs)]	12.34	12.34
ii) Goods & Service Tax [Amount paid under protest ₹55.02 Lakhs(Previous Year ₹53.80 Lakhs)]	558.47	558.47
Total	570.81	570.81

NOTE : 35 COMMITMENTS

₹ in Lakhs

Particulars	As At March 31, 2026	As At March 31, 2025
(a) Estimated amount of contracts remaining to be executed on capital account and not provided for (net of capital advances)	623.05	6,354.31
(b) Other Commitments		
i) EPCG License towards duty saved and interest thereon (Refer Note A below)	2,434.78	309.32
ii) PSI Scheme 2007 towards exemption of stamp duty on mortgage for a period of 15 years (Refer Note B below)	21.94	20.92
iii) PSI Scheme 2019 towards exemption of stamp duty on mortgage for a period of 10 years (Refer Note B below)	16.56	-
iv) PSI Scheme 2007 towards exemption of Electricity duty for a period of 15 years (Refer Note B below)	3,188.42	3,014.20
Total	6,284.75	9,698.75

Note A : EPCG License towards duty saved and interest thereon

- i Authorization Holder shall be under obligation to export items as per details mentioned in this Authorization. The Export Obligation shall be 6 times of the duty saved on import of Capital Goods on FOB basis within a period of 6 years (Block Years: 1st to 4th year (1st Block) - 50% and 5th to 6th year (2nd Block)- 50%) and shall be reckoned from the date of issue of this Authorization.
- ii Authorization Holder shall also be required to maintain the past average level of exports (achieved by the EPCG applicant in the preceding three licensing years) for the same and similar products, as endorsed on this Authorization for the entire export obligation period, including extended period, if any. This annual average Export Obligation is in addition to the FOB value of exports mentioned in Point i above.
- iii EO shall be fulfilled by the authorization holder through export of goods which are manufactured by him or his supporting manufacturer / services rendered by him, for which the EPCG authorization has been granted.
- iv Authorization Holder may discharge the export obligation by way of direct exports as well as through third party exports. Exports to SEZ units/Supplies to developers/co-developers irrespective of currency of realisation would also be counted for discharge of Export Obligation. Deemed exports as specified under Para 7.02 (a), (b), (e), (f) and (h) of the Foreign Trade Policy 2015-2020 shall also be counted towards fulfilment of Export Obligation.
- v Authorization Holder shall mention this EPCG Authorization number and date on all export documents of shipments for consideration of exports towards EO fulfilment of the EPCG Authorization. In case, the Authorization Holder has supporting manufacturer(s), the name of the supporting manufacturer(s) shall also be indicated in Shipping Bills.

NOTES TO STANDALONE FINANCIAL STATEMENTS

For The Year Ended March 31, 2026

Note B : PSI Scheme 2007 and PSI Scheme 2019

Commitments mentioned under point ii,iii & iv in table above are based on commitments mentioned in Eligibility certificate issued by the authority. This includes unrestricted access to factory for inspection of books and register etc., employment of employees and salaries based on conditions mentioned in certificate, submission of documents, forms etc. Also

- i not to transfer/shift/lease/hire with or without consideration of fixed assets,
- ii diuse/keep assets without write of, shift or close unit from existing location
- iii Change in constitution or management of company
- iv Company should not get merged or amalgamate with other company.

NOTE : 36 EMPLOYEE BENEFITS

i. Defined Contribution Plans:

a. Provident fund:

The Company provides provident fund benefits for eligible employees as per applicable regulations wherein both employees and the Company make monthly contributions at a specified percentage of the eligible employee's salary. Contributions under such schemes are made to state managed funds. Benefits provided under plans wherein contributions are made to state managed funds and the Company does not have a future obligation to make good short fall if any, are treated as a defined contribution plan.

Amount of ₹74.64 Lakhs in F.Y: 2025-26 (₹63.72 lakhs in F.Y: 2024-25) is recognised as an expense and included in Employees benefits expense (Note-25 in the Statement of Profit and Loss.)

ii. Defined Benefit Plans:

a) The amounts recognised in Balance Sheet are as follows : Funded Plan

₹ in Lakhs

Particulars	March 31, 2026 Gratuity Plan (Funded)	March 31, 2025 Gratuity Plan (Funded)
A. Amount to be recognised in Balance Sheet		
Present Value of Defined Benefit Obligation at the end of period	355.73	247.73
Less: Fair Value of Plan Assets at the end of period	270.15	242.00
Amount to be recognised as liability or (asset)	85.58	5.73
B. Amounts reflected in the Balance Sheet		
Long Term Provision	355.73	247.73
Non-Current Liability	270.15	242.00
Net Liability/(Asset) (Refer Note 20)	85.58	5.73

b) The amounts recognised in the Statement of Profit and Loss are as follows: Funded Plan

₹ in Lakhs

Particulars	March 31, 2026 Gratuity Plan (Funded)	March 31, 2025 Gratuity Plan (Funded)
1 Current Service Cost (Refer Note 25)	92.23	32.13
2 Past Service cost	56.55	-
3 Net Interest (income)/expenses	(0.30)	0.24
Net periodic benefit cost recognised in the statement of profit & loss (refer note 25 & 26)	148.48	32.37

NOTES TO STANDALONE FINANCIAL STATEMENTS

For The Year Ended March 31, 2026

c) The amounts recognised in the statement of other comprehensive income (OCI) : Funded Plan

₹ in Lakhs

	Particulars	March 31, 2026 Gratuity Plan (Funded)	March 31, 2025 Gratuity Plan (Funded)
1	Opening amount recognised in OCI outside profit and loss account	17.11	40.06
2	Remeasurements for the year - Obligation (Gain)/loss	(47.94)	(23.49)
3	Remeasurement for the year - Plan assets (Gain) / Loss	(0.90)	0.54
4	Total Remeasurements Cost / (Credit) for the year recognised in OCI	(31.73)	17.11
5	Less: Accumulated balances transferred to retained earnings	-	-
6	Total Remeasurements Cost / (Credit) for the year recognised in OCI (refer note 29)	(48.84)	(22.95)
7	Closing balances (remeasurement (gain)/loss recognised OCI)	(31.73)	17.11

d) The changes in the present value of defined benefit obligation representing reconciliation of opening and closing balances thereof are as follows: Funded Plan

₹ in Lakhs

	Particulars	March 31, 2026 Gratuity Plan (Funded)	March 31, 2025 Gratuity Plan (Funded)
1	Balance of the present value of Defined benefit Obligation at the beginning period	247.73	237.87
2	Interest expenses	16.29	16.57
3	Past Service Cost	56.55	-
4	Current Service Cost	92.23	32.13
5	Benefits paid	(9.13)	(15.35)
6	Remeasurements on obligation - (Gain) / Loss	(47.94)	(23.49)
7	Present value of obligation as at the end of the period	355.73	247.73

e) Changes in the fair value of plan assets representing reconciliation of the opening and closing balances thereof are as follows: Funded Plan

₹ in Lakhs

	Particulars	March 31, 2026 Gratuity Plan (Funded)	March 31, 2025 Gratuity Plan (Funded)
1	Fair value of the plan assets as at beginning of the period	242.00	226.81
2	Acquisition adjustment	-	-
3	Transfer in/(out)	-	-
4	Interest income	16.59	16.33
5	Contributions	20.42	15.42
6	Benefits paid	(9.13)	(15.36)
7	Amount paid on settlement	-	-
8	Return on plan assets, excluding amount recognized in Interest Income - Gain / (Loss)	0.90	(0.54)
9	Mortality Charges and Taxes	(0.63)	(0.66)
10	Fair value of plan assets as at the end of the period	270.15	242.00

NOTES TO STANDALONE FINANCIAL STATEMENTS

For The Year Ended March 31, 2026

f) **Net interest (Income) / expenses: Funded Plan** ₹ in Lakhs

	Particulars	March 31, 2026 Gratuity Plan (Funded)	March 31, 2025 Gratuity Plan (Funded)
1	Interest (Income) / Expense – Obligation	16.29	16.57
2	Interest (Income) / Expense – Plan assets	(16.59)	(16.33)
3	Net Interest (Income) / Expense for the year	(0.30)	0.24

g) **Remeasurement for the year (Actuarial Gain/Loss)** ₹ in Lakhs

	Particulars	March 31, 2026 Gratuity Plan (Funded)	March 31, 2025 Gratuity Plan (Funded)
	Experience(Gain)/Loss on plan liabilities	(61.40)	(1.37)
	Demographic (Gain)/Loss on plan liabilities	(6.51)	(3.02)
	Financial (Gain)/Loss on plan liabilities	(19.97)	(19.12)
	Experience(Gain)/Loss on plan assets	(2.14)	(0.14)
	Financial (Gain)/Loss on plan assets	1.24	0.68

h) **The broad categories of plan assets as a percentage of total plan assets of Employee's Gratuity Scheme are as under:**

	Particulars	March 31, 2026 Gratuity Plan (Funded)	March 31, 2025 Gratuity Plan (Funded)
	Funds managed by insurer	100%	100%
	Grand Total	100%	100%

Basis used to determine the overall expected return

The net interest approach effectively assumes an expected rate of return on plan assets equal to the beginning of the year discount rate. Expected return of 6.70% in F.Y: 2025-26 (7.20% in F.Y: 2024-25) has been used for the valuation purpose.

i) **The amounts pertaining to defined benefit plans are as follows: Funded Plan** ₹ in Lakhs

	Particulars	March 31, 2026 Gratuity Plan (Funded)	March 31, 2025 Gratuity Plan (Funded)
	Defined Benefit Obligation	355.73	247.72
	Plan Assets	270.15	241.99
	(Surplus)/Deficit	(85.58)	(5.73)

Significant estimates

j) **Principal actuarial assumptions at the balance sheet date (expressed as weighted averages)**

- Discount rate as at 31-03-2026- 7.10% (6.70% in F.Y: 2024-25)
- Expected return on plan assets as at 31-03-2026 - 6.70% (7.20% in F.Y: 2024-25)
- Salary Increment rate as at 31-03-2026 Staff 10.00% & Directors 0% (Staff 10.00% & Directors 6% in F.Y: 2024-25)
- Attrition rate as at 31-03-2026: 8.65% (8.64% in F.Y: 2024-25)
- The estimates of future salary increase considered in actuarial valuation takes into account inflation, seniority, promotion and other relevant factors, such as supply and demand in the employment market.

NOTES TO STANDALONE FINANCIAL STATEMENTS

For The Year Ended March 31, 2026

k) **General descriptions of defined plans:**

1 **Gratuity Plan:**

The Company operates gratuity plan wherein every employee is entitled to the benefit equivalent to fifteen days salary last drawn for each completed year of service. The same is payable on termination of service or retirement whichever is earlier. The benefit vests after five years of continuous service.

2 **Company's Pension Plan:**

The company operates a Pension Scheme for specified ex-employees through a Employees family pension Scheme of 1971 notified by government. wherein the beneficiaries are entitled to defined monthly pension.

l) **The Company has contributed ₹20.42 Lakhs to its gratuity fund in 2026 (Previous Year ₹15.42 Lakhs)**

m) **Sensitivity analysis**

Sensitivity analysis indicates the influence of a reasonable change in certain significant assumptions on the out come of the Present value of obligation (PVO) and aids in understanding the uncertainty of reported amounts.

Sensitivity analysis is done by varying one parameter at a time and studying its impact

₹ in Lakhs

Sl. No.	Change in assumption	Effect on Gratuity obligation As at March 31, 2026	Effect on Gratuity obligation As at March 31, 2025
1	Discount rate		
	Decrease by 1%	380.39	237.66
	Increase by 1%	333.95	259.00
2	Salary increase rate		
	Decrease by 1%	336.64	239.34
	Increase by 1%	376.28	256.97
3	Withdrawal rate		
	Decrease by 1%	358.18	247.27
	Increase by 1%	353.62	248.14

Average Duration

Weighted average duration of the plan (based on discounted cash flows using mortality, withdrawal rate and interest rate) is 11.28 years

Expected Future Benefit Payments

The following benefits payments for each of the next five years and the aggregate five years thereafter, are expected to be paid:

₹ in Lakhs

Year Ending March 31	Expected Benefit Payment rounded to nearest lakhs
2027	18.00
2028	20.79
2029	23.90
2030	27.81
2031	98.72
2032-2036	321.50

The above cashflows have been arrived at based on the demographic and financial assumptions mentioned earlier in section

NOTES TO STANDALONE FINANCIAL STATEMENTS

For The Year Ended March 31, 2026

Risk Exposure:

Provision of a defined benefit scheme poses certain risks, some of which are detailed hereunder, as companies take on uncertain long term obligations to make future benefit payments.

1. Liability Risk

a. Asset liability Mismatch Risk

Risk which arises if there is a mismatch in the duration of the assets relative to the liabilities. By matching duration with the defined benefit liabilities, the company is successfully able to neutralize valuation swings caused by interest rate movements. Hence companies are encouraged to adopt asset-liability management.

b. Discount Rate Risk

Variations in the discount rate used to compute the present value of the liabilities may seem small, but in practise can have a significant impact on the defined benefit liabilities

c. Future Salary Escalation and Inflation Risk

Since price inflation and salary growth are linked economically, they are combined for disclosure purposes. Rising salaries will often result in higher future defined benefit payments resulting in a higher present value of liabilities especially unexpected salary increases provided at management's discretion may lead to uncertainties in estimating this increasing risk.

2. Asset Risk

All plan assets are maintained in a trust fund managed by a public sector insurer viz; Life Insurance Corporation of India.LIC has a sovereign gurantee and has been providing consistent and competitive returns over the years.

The company has opted for a traditional fund wherein all assets are invested primarily in risk averse markets. The company has no control over the management of funds but this option provides a high level of safety for the total corpus. A single account is maintained for both the investment and claim settlement and hence 100% liquidity is ensured. Also interest rate and inflation risk are taken care of.

NOTE 37 : RELATED PARTY DISCLOSURES

(A) Names of the related party and nature of relationship where control exists

Sr. No.	Name of the related party	Nature of relationship
1	S. B. Reshellers Pvt. Ltd.	Enterprise having significant influence

(B) Names of the related party and nature of relationship

Sr. No.	Name of the related party	Nature of relationship
1	Synergy Green Industries Limited ESOP Trust	Enterprise where control exists

(C) Names of the related parties with whom transactions have been entered into

I Key Management Personnel

Sr. No.	Name of the related party	Nature of relationship
1	Shri Sachin Rajendra Shirgaokar	Chairman & Managing Director (CMD)
2	Shri Sohan Sanjeev Shirgaokar	Joint Managing Director (Jt.MD)
3	Shri V. S. Reddy	Executive Director
4	Shri Shishir Suresh Shirgaokar	Non Executive Director (Upto 01st April 2025)
5	Shri Chandan Sanjeev Shirgaokar	Non Executive Director
6	Shri Niraj Shishir Shirgaokar	Non Executive Director (W.E.F. 02nd April 2025)
7	Shri Pratik Pradipkumar Dukande	Chief Financial Officer (W.E.F. 22nd May 2024)
8	Shri Suhas Bhalchandra Kulkarni	Chief Financial Officer (Upto 22nd May 2024)
9	Shri Nilesh Mohan Mankar	Company Secretary

NOTES TO STANDALONE FINANCIAL STATEMENTS

For The Year Ended March 31, 2026

II Relative of Key Management Personnel

Sr. No.	Name of the related party	Nature of relationship
1	Shri Rajendra V. Shirgaokar	Father of CMD
2	Ms. Radhika Sanjeev Shirgaokar	Mother of JMD
3	Sou. Laxmi Sachin Shirgaokar	Spouse of CMD
4	Sou. Geetali Chandan Shirgaokar	Spouse of JMD's Brother
5	Ms. Shreya Sachin Shirgaokar	Daughter of CMD
6	Ms. Priya Sachin Shirgaokar	Daughter of CMD
7	Sou. Kuberi Reddy V.	Spouse of Executive Director
8	Ms. Manasa Reddy	Daughter of ED
9	Sou. Savita Shishir Shirgaokar	Spouse of NED

III Enterprises over which KMP or Relatives of KMP are able to Exercise significant influence

Sr. No.	Name of the related party	Nature of relationship
1	The Ugar Sugar Works Ltd.	Jt. MD is whole time director
2	Tara Tiles Pvt. Ltd.	CMD & Jt. MD are directors
3	V. S. Shirgaokar Enterprises LLP	CMD, Spouse of CMD, Father of CMD are Partners
4	D. M. Shirgaokar Enterprises LLP	CMD, Jt. MD are Partners
5	Suresh Shirgaokar Enterprises LLP	Brother of Jt. MD & Father of CMD are Partners
6	Shishir Shirgaokar Enterprise LLP	Jt. MD is Partner
7	Prafulla Shirgaokar Enterprises LLP	Father of CMD is Partner
8	Shri Siddhivinayak Ganapati Cancer Hospital	Non-Executive Director is Chairman

(D) Disclosure of related parties transactions

₹ in Lakhs

Sr No	Nature of transaction/ relationship/major parties	2025-26		2024-25	
		Amount	Amount for Major parties	Amount	Amount for Major parties
1	Purchase of goods	350.92		233.45	
	S. B. Reshellers Pvt. Ltd.		349.27		231.81
	The Ugar Sugar Works Ltd.		1.65		1.64
2	Labour Charges Paid	14.08		4.37	
	S. B. Reshellers Pvt. Ltd.		14.08		4.37
3	Office Rent Paid	3.31		3.15	
	S. B. Reshellers Pvt. Ltd.		3.31		3.15
4	Purchase of PPE	498.48		245.23	
	S. B. Reshellers Pvt. Ltd.		481.30		238.00
	Tara Tiles Pvt. Ltd.		17.18		7.23
5	Sale of Scrap	12.15		-	
	S. B. Reshellers Pvt. Ltd.		12.15		-
6	Interest Payment	28.89		35.61	
	Ms. Shreya Sachin Shirgaokar		3.96		5.41
	Sou. Laxmi Sachin Shirgaokar		5.94		5.96
	Ms. Priya Sachin Shirgaokar		0.90		0.91
	Shri Shishir Suresh Shirgaokar and Sou. Savita Shishir Shirgaokar		3.60		3.61

NOTES TO STANDALONE FINANCIAL STATEMENTS

For The Year Ended March 31, 2026

Sr No	Nature of transaction/ relationship/major parties	2025-26		2024-25	
		Amount	Amount for Major parties	Amount	Amount for Major parties
7	D. M. Shirgaokar Enterprises LLP		0.45		1.80
	Shri Shishir Suresh Shirgaokar		2.28		2.65
	Suresh Shirgaokar Enterprises LLP		3.30		5.16
	Prafulla Shirgaokar Enterprises LLP		3.33		3.34
	V. S. Shirgaokar Enterprises LLP		5.13		6.77
	Repayment of Deposit	120.00		104.00	
	Ms. Shreya Sachin Shirgaokar		40.00		15.00
	Ms. Priya Sachin Shirgaokar		-		5.00
	D. M. Shirgaokar Enterprises LLP		20.00		-
	Shishir Shirgaokar Enterprise LLP		5.00		-
8	V. S. Shirgaokar Enterprises LLP		24.00		-
	Prafulla Shirgaokar Enterprises LLP		-		37.00
	Suresh Shirgaokar Enterprises LLP		31.00		47.00
	Acceptance of Deposit	-		124.00	
	Ms. Priya Sachin Shirgaokar		-		5.00
	Ms. Shreya Sachin Shirgaokar		-		15.00
	D. M. Shirgaokar Enterprises LLP		-		20.00
	Prafulla Shirgaokar Enterprises LLP		-		37.00
	Suresh Shirgaokar Enterprises LLP		-		47.00
	9	Proceeds from Right issue of Equity Shares	-		1,094.93
Shri Sachin Rajendra Shirgaokar			-		127.18
Shri Sohan Sanjeev Shirgaokar			-		205.26
Shri V. S. Reddy			-		73.13
Shri Shishir Suresh Shirgaokar			-		60.44
Shri Chandan Sanjeev Shirgaokar			-		168.83
Shri Rajendra V. Shirgaokar			-		6.66
Sou. Radhika Sanjeev Shirgaokar			-		150.00
Shri Niraj Shishir Shirgaokar			-		4.35
Sou. Laxmi Sachin Shirgaokar			-		55.66
Sou. Geetali Chandan Shirgaokar			-		6.86
Ms. Shreya Sachin Shirgaokar			-		52.00
Ms. Priya Sachin Shirgaokar			-		52.00
Sou. Kuberi Reddy V.			-		0.81
Ms. Manasa Reddy			-		0.10
D. M. Shirgaokar Enterprises LLP			-		65.28
V. S. Shirgaokar Enterprises LLP			-		47.10
Suresh Shirgaokar Enterprises LLP			-		19.26
Shishir Shirgaokar Enterprise LLP			-		0.01

NOTES TO STANDALONE FINANCIAL STATEMENTS

For The Year Ended March 31, 2026

Sr No	Nature of transaction/ relationship/major parties	2025-26		2024-25	
		Amount	Amount for Major parties	Amount	Amount for Major parties
10	Payment of Preference Dividend	107.10		535.50	
	S. B. Reshellers Pvt. Ltd.		59.60		298.00
11	The Ugar Sugar Works Ltd.		47.50		237.50
	Payment of Equity Dividend	102.68			
	S.B. Reshellers Pvt. Ltd.		54.10		-
	Shri Sachin Rajendra Shirgaokar		7.79		-
	Shri Sohan Sanjeev Shirgaokar		1.83		-
	Shri V. S. Reddy		13.94		-
	Shri Shishir Suresh Shirgaokar		2.05		-
	Shri. Chandan Sanjeev Shirgaokar		0.60		-
	Shri. Rajendra V. Shirgaokar		0.04		-
	Ms. Radhika Sanjeev Shirgaokar		15.31		-
	Shri. Niraj Shishir Shirgaokar		0.06		-
	Sou. Laxmi Sachin Shirgaokar		0.65		-
	Sou. Geetali Chandan Shirgaokar		0.23		-
	Ms. Shreya Sachin Shirgaokar		0.24		-
	Ms. Priya Sachin Shirgaokar		0.24		-
	Sou. Kuberi Reddy V		0.03		-
	Ms Manasa Reddy		0.10		-
	D M Shirgaokar Enterprises LLP		2.21		-
	V S Shirgaokar Enterprises LLP		1.59		-
Suresh Shirgaokar Enterprises LLP		1.24		-	
Shishir Shirgaokar Enterprises LLP		0.00		-	
Prafulla Shirgaonkar Enterprises LLP		0.43		-	
12	Payment to Key Management Personnel	320.54		393.96	
	Salary				
	Shri Sachin Rajendra Shirgaokar		125.86		201.58
	Shri Sohan Sanjeev Shirgaokar		-		15.18
	Shri V. S. Reddy		97.50		134.40
	Shri Pratik Pradipkumar Dukande		23.52		20.13
	Shri Suhas Bhalchandra Kulkarni		-		5.60
	Shri Nilesh Mohan Mankar		11.46		10.64
	Post-employment benefits*				
	Shri Sohan Sanjeev Shirgaokar		55.76		-
	Shri V. S. Reddy		4.61		4.61
	Shri Pratik Pradipkumar Dukande		0.69		0.56
Shri Suhas Bhalchandra Kulkarni		-		0.10	
Shri Nilesh Mohan Mankar		0.44		0.36	

NOTES TO STANDALONE FINANCIAL STATEMENTS

For The Year Ended March 31, 2026

Sr No	Nature of transaction/ relationship/major parties	2025-26		2024-25	
		Amount	Amount for Major parties	Amount	Amount for Major parties
13	Sitting Fees				
	Shri Chandan Sanjeev Shirgaokar		0.40		0.40
	Shri Shishir Suresh Shirgaokar		-		0.40
13	Salary to Relative of Key Management Personnel				
	Mr Niraj Shishir Shirgaokar		0.30		-
	31.46				
14	Loan given				
	Ms. Shreya Sachin Shirgaokar		19.46		-
	Ms Manasa Reddy		12.00		-
15	Contribution towards CSR				
	SGIL ESOP Trust		41.10		-
	Shri Siddhivinayak Ganapati Cancer Hospital		-		1.00
		41.10		1.00	

* As post employment obligations are computed for all employees in aggregate, the amounts relating to key management personnel cannot be individually computed and hence are not included in the above

(E) Amount due to/from related parties

₹ in Lakhs

Sr No	Nature of transaction/ relationship/major parties	March 31, 2026		March 31, 2025	
		Amount	Amount for Major parties	Amount	Amount for Major parties
1	Amount Due				
	S. B. Reshellers Pvt. Ltd.*		790.10		675.95
	The Ugar Sugar Works Ltd.*		475.00		475.00
	Tara Tiles Pvt. Ltd.		-		0.06
	Shri Sachin Rajendra Shirgaokar		57.41		120.94
	Shri Sohan Sanjeev Shirgaokar		55.76		-
	Shri V. S. Reddy		37.44		62.82
	Sou. Laxmi Sachin Shirgaokar		66.00		66.00
	Ms. Shreya Sachin Shirgaokar		17.82		15.00
	Ms. Priya Sachin Shirgaokar		10.00		10.00
	Shri Shishir Suresh Shirgaokar		35.00		35.00
	D. M. Shirgaokar Enterprises LLP		-		20.00
	Ms Manasa Reddy		1.55		-
	V. S. Shirgaokar Enterprises LLP		51.00		75.00
	Prafulla Shirgaokar Enterprises LLP		37.00		37.00
	Shishir Shirgaokar Enterprise LLP		24.00		26.00
	Suresh Shirgaokar Enterprises LLP		22.00		6.00
	Shri Pratik Pradipkumar Dukande		2.95		1.77
	Shri Nilesh Mohan Mankar		1.70		0.84
	TOTAL		1,684.73		1,627.38

* Includes Preference Share Capital Payable

All outstanding balances are unsecured and to be settled in cash.

NOTES TO STANDALONE FINANCIAL STATEMENTS

For The Year Ended March 31, 2026

NOTE 38 : FAIR VALUE OF FINANCIAL ASSETS AND LIABILITIES

a) Set out below, is the fair value of the company's financial assets and liabilities that are recognized in the financial statements

₹ in Lakhs

Sr. No	Particulars	As At March 31, 2026	As At March 31, 2025
	Financial Assets		
a)	Carried at amortized cost		
	Other financial assets (Current)	535.54	373.70
	Other financial assets (Non Current)	15.86	16.03
	Trade receivables	6,496.88	5,696.44
	Cash and cash equivalents	33.14	186.08
	Bank balances	1,163.36	5,291.59
		8,244.78	11,563.84
b)	Investment at Fair Value through Other Comprehensive Income - Level 3		
	Equity Shares in Saraswat Bank	0.25	0.25
		0.25	0.25
	Financial Liabilities		
a)	Carried at amortized cost		
	Long Term Borrowings	14,800.18	5,534.59
	Other financial liabilities	2,833.42	979.34
	Short Term Borrowings	10,239.08	10,069.74
	Trade and other payables	7,089.61	5,980.99
		34,962.29	22,564.67
b)	Carried at FVTPL - Level 3		
	Other financial liabilities	41.61	55.55
		41.61	55.55

The fair value of the financial assets and liabilities are included at the amount at which the instrument that would be received to sell an asset or paid to transfer liability in an orderly transaction between market participants at the measurement date.

The carrying amounts of financial assets and liabilities measured at amortised cost are a reasonable approximation of their fair values.

Fair value hierarchy

This section explains the judgements and estimates made in determining the fair values of the financial instruments that are (a) recognised and measured at fair value and (b) measured at amortised cost and for which fair values are disclosed in the financial statements. To provide an indication about the reliability of the inputs used in determining fair value, the Company has classified its financial instruments into three levels prescribed under the accounting standard. An explanation of each level is

- Level 1 – Quoted (unadjusted) market prices in active markets for identical assets or liabilities.
- Level 2 – Valuation techniques for which the lowest level input that is significant to the fair value measurement is directly or indirectly observable.
- Level 3 – Valuation techniques for which the lowest level input that is significant to the fair value measurement is unobservable.

NOTES TO STANDALONE FINANCIAL STATEMENTS

For The Year Ended March 31, 2026

b) Financial assets and liabilities for which fair value is disclosed

Financial Assets

₹ in Lakhs

Sr. No.	Particulars	Level 1	Level 2	Level 3
1	Investment at Fair Value through Other Comprehensive Income			
	March 31, 2026	-	-	0.25
	March 31, 2025	-	-	0.25

Financial liabilities

₹ in Lakhs

Sr. No.	Particulars	Level 1	Level 2	Level 3
1	Other financial liabilities Carried at FVTPL			
	March 31, 2026	-	-	41.61
	March 31, 2025	-	-	55.55

38 A. Financial risk management policy and objectives

Company's principal financial liabilities, comprise borrowings, trade and other payables, and other financial liabilities. The main purpose of these financial liabilities is to finance company's operations. Company's principal financial assets include trade and other receivables, investments, cash and cash equivalents and other bank balances that are derived directly from its operations.

Company is exposed to certain risks which includes market risk, credit risk and liquidity risk.

Risk Management committee of the company oversees the management of these risks. This committee is accountable to audit committee of the board. This process provides assurance to the company's senior management that company's financial risk-taking activities are governed by the appropriate policies and procedures and that financial risks are identified, measured and managed in accordance with company's policies and risk appetite.

The policies for managing these risks are summarised below.

1) Credit Risk

Credit risk is the risk that counterparty will not meet its obligations under a financial instrument or customer contract, leading to a financial loss. The company is exposed to credit risk from its operating activities (primarily trade receivables) and from its financing activities, foreign exchange transactions and other financial instruments.

Company uses expected credit loss model for assessing and providing for credit risk.

a) Trade receivable

Customer credit risk is managed through the company's policy, procedures and control relating to customer credit risk management. Credit quality of a customer is assessed based on company's internal policies and procedures. Outstanding customer receivables are regularly monitored. Trade receivables are non interest bearing and are generally on, 30 days to 120 days credit terms. The company has concentration risk as customer base is not widely distributed, almost 74% of total revenue is contributed by top six customers both economically and geographically.

b) Expected Credit Loss for Trade Receivable

The Company estimates its allowance for trade receivable using lifetime expected credit loss - simplified approach on the balance past due for more than 6 month (net of expected credit loss allowance)

NOTES TO STANDALONE FINANCIAL STATEMENTS

For The Year Ended March 31, 2026

ii) Impairment of financial assets: Expected credit loss

₹ in Lakhs

Particulars	As At March 31, 2026	As At March 31, 2025
Gross carrying amount	6,500.21	5,704.70
Expected loss rate	0.05%	0.14%
Expected credit losses (loss allowance provision)	(3.34)	(8.26)
Carrying amount of trade receivables (net of impairment)	6,496.87	5,696.44

c) Financial instruments and cash deposits

Credit risk from balances with banks and financial institutions is managed by the company's CFO in accordance with company's policy. Investments of surplus funds are made as per company's policy. Company monitors rating, credit spreads and financial strength of its counter parties. Based on ongoing assessment company adjust it's exposure to various counterparties. Company's maximum exposure to credit risk for the components of statement of financial position is the carrying amount.

2) Liquidity risk

Liquidity risk is the risk that the company may not be able to meet it's present and future cash flow and collateral obligations without incurring unacceptable losses. Company's objective is to, at all time maintain optimum levels of liquidity to meet it's cash and collateral requirements. Company closely monitors its liquidity position and deploys a robust cash management system. It maintains adequate sources of financing including overdraft, debt from domestic banks at optimised cost and financing arrangement for suppliers.

The table summarises the maturity profile of company's financial liabilities based on contractual undiscounted payments

₹ in Lakhs

Particulars	On Demand	Less than 1 year	More than 1 year	Total
a) Trade Payables				
March 31, 2026	-	7,089.61	-	7,089.61
March 31, 2025	-	5,980.99	-	5,980.99
b) Borrowings				
March 31, 2026	6,948.28	3290.80	14,800.18	25,039.26
March 31, 2025	8,857.87	1,211.88	5,534.59	15,604.34
c) Other Financial Liabilities				
March 31, 2026	-	2,874.41	0.62	2,875.03
March 31, 2025	-	1,034.28	0.62	1,034.90

The company does not have undrawn facility during the current year

3) Market Risk

Market risk is the risk that the fair value of future cash flows of a financial instrument will fluctuate because of changes in market prices. Market risk comprises three types of risk interest rate risk, currency risk and other price risk such as equity price risk and commodity risk. Financial instruments affected by market risk include loans and borrowings, deposits and investments. Company's activities expose it to variety of financial risks, including effect of changes in foreign currency exchange rate and interest rate.

a) Interest rate risk

Interest rate risk is the risk that the fair value or future cash flows of a financial instrument will fluctuate because of changes in market interest rates. Company manages its interest rate risk by having a balanced portfolio of fixed and variable rate loans and borrowings. The company does not account for any fixed-rate financial assets or financial liabilities at fair value through profit or loss. Therefore, a change in interest rates at the reporting date would not affect profit or loss.

NOTES TO STANDALONE FINANCIAL STATEMENTS

For The Year Ended March 31, 2026

b) Foreign Currency Exposure Risk

Foreign currency risk is the risk that the fair value or future cash flows of an exposure will fluctuate because of changes in foreign exchange rates. The Company's exposure to the risk of changes in foreign exchange rates relates primarily to the Company's operating activities (when revenue, expense, assets & liabilities is denominated in a foreign currency).

The company manages its foreign currency risk by mapping receive bale against payables in order to minimize currency fluctuation impact.

c) Foreign currency exposure :

Financial Assets	Currency	Amount in Foreign Currency in Lakhs		Amount in ₹ in Lakhs	
		March 31, 2026	March 31, 2025	March 31, 2026	March 31, 2025
Trade Receivables	EUR	-	-	-	-
	GBP	1.23	0.63	150.35	69.86
	USD	14.44	11.49	1,336.54	983.56
	CNY	-	-	-	-

Financial Assets	Currency	Amount in Foreign Currency in Lakhs		Amount in ₹ in Lakhs	
		March 31, 2026	March 31, 2025	March 31, 2026	March 31, 2025
Factoring Loan	USD	3.12	3.53	288.76	302.17
	GBP	-	0.01	-	1.11

Financial Liabilities	Currency	Amount in Foreign Currency in Lakhs		Amount in ₹ in Lakhs	
		March 31, 2026	March 31, 2025	March 31, 2026	March 31, 2025
Term Loan	USD	1.04	2.01	98.02	175.47
PCFC	USD	-	11.28	-	984.74

Financial Liabilities	Currency	Amount in Foreign Currency in Lakhs		Amount in ₹ in Lakhs	
		March 31, 2026	March 31, 2025	March 31, 2026	March 31, 2025
Trade Payable	USD	0.87	2.88	82.21	251.17
	EUR	4.85	0.06	527.86	5.52
	CNY	3.43	-	47.33	-

Currency wise net exposure (assets - liabilities)

Particulars	Amount in Foreign Currency in Lakhs		Amount in ₹ in Lakhs	
	March 31, 2026	March 31, 2025	March 31, 2026	March 31, 2025
EUR	(4.85)	(0.06)	(527.86)	(5.52)
USD	15.65	(1.15)	1,445.07	(125.65)
GBP	1.23	0.64	150.35	70.97
CNY	(3.43)	-	(47.33)	-

NOTES TO STANDALONE FINANCIAL STATEMENTS

For The Year Ended March 31, 2026

Sensitivity Analysis

Currency	Amount in INR in Lakhs		Sensitivity %	
	2025-26	2024-25	2025-26	2024-25
EUR	(527.86)	(5.52)	13.71%	3.64%
USD	1,445.07	(125.65)	8.12%	1.90%
GBP	150.35	70.97	10.31%	5.64%
CNY	(47.33)	-	13.62%	3.98%
Total	1,020.23	(60.20)	45.76%	15.16%

Currency	Impact on profit (weakening) INR		Amount in ₹ in Lakhs	
	2025-26	2024-25	2025-26	2024-25
EUR	(72.40)	(0.20)	72.40	0.20
USD	117.33	(2.39)	(117.33)	2.39
GBP	15.50	4.00	(15.50)	(4.00)
CNY	(6.45)	-	6.45	-
Total	53.98	1.41	(53.98)	(1.41)

EUR - Euro

GBP - Great Britain Pound

USD - United States Dollar

CNY - Chinese Yen

Note 38 B: Impairment of financial assets: Expected credit loss

Provision for expected credit loss

Internal rating	Category	Description of category	Basis of recording expected credit loss	
			Loans and deposits & Other Assets	Trade receivables
A	High quality asset, negligible credit risk	Assets where the counter party has strong capacity to meet obligations and where risk is negligible or nil.	12 months expected credit losses	Life- time expected credit losses - simplified approach
B	Standard asset, moderate credit risk	Assets where there is moderate risk of default and where there has been low frequency of defaults in past.		
C	Low quality asset, High credit risk	Assets where there is high probability of default. In general, assets where contractual payments are more than year past due are categorised as low quality asset. Also includes where credit risk of counter party has increased significantly through payments may not be more than a year past due.	Life- time expected credit losses	
D	Doubtful asset-credit impaired	Assets are written off, when there is no reasonable expectations of recovery. Where loans and receivables have been written off, the company continues to engage in enforcement activity to attempt to recover the receivables due. Where recoveries are made, these are recognised in profit or loss.	Asset is written off	

NOTES TO STANDALONE FINANCIAL STATEMENTS

For The Year Ended March 31, 2026

1) Expected credit loss for loans, security deposits and investments

₹ in Lakhs

Particulars	Asset group	Internal rating	Estimated gross carrying amount of default	Expected probability of default	Expected credit losses	Carrying amount net of impairment provision	
Loss allowance measured at 12 months expected credit losses	Financial assets for which credit risk has not increased significantly from inception	Security Deposits & Advance	A	15.66	-	-	15.66
		Other Financial Assets & Investments	A	535.79	-	-	535.79
Loss allowance measured at life time expected credit losses	Financial assets for which credit risk has increased significantly and not credit impaired	-	-	-	-	-	-
	Financial assets for which credit risk has increased significantly and credit impaired	-	-	-	-	-	-

2) Expected credit loss for trade receivables under simplified approach

₹ in Lakhs

Particulars	Not due	Past due but not impaired		Total
		Less than 1 year	More than 1 year	
Gross carrying amount	6,303.05	197.17	-	6,500.22
Expected loss rate	0.00%	-1.69%	-	-0.05%
Expected credit losses (Loss allowance provision)	-	(3.34)	-	(3.34)
Carrying amount of trade receivable (Net of impairment)	6,303.05	193.83	-	6,496.88

As at 31 March 2025

1) Expected credit loss for loans, security deposits and investments

₹ in Lakhs

Particulars	Asset group	Internal rating	Estimated gross carrying amount of default	Expected probability of default	Expected credit losses	Carrying amount net of impairment provision	
Loss allowance measured at 12 months expected credit losses	Financial assets for which credit risk has not increased significantly from inception	Security Deposits & Advance	A	16.03	-	-	16.03
		Other Financial Assets & Investments	A	373.95	-	-	373.95

NOTES TO STANDALONE FINANCIAL STATEMENTS

For The Year Ended March 31, 2026

Particulars	Asset group	Internal rating	Estimated gross carrying amount of default	Expected probability of default	Expected credit losses	Carrying amount net of impairment provision
Loss allowance measured at life time expected credit losses	Financial assets for which credit risk has increased significantly and not credit impaired	-	-	-	-	-
	Financial assets for which credit risk has increased significantly and credit impaired	-	-	-	-	-

2) Expected credit loss for trade receivables under simplified approach

₹ in Lakhs

Particulars	Not due	Past due but not impaired		Total
		Less than 1 year	More than 1 year	
Gross carrying amount	4,962.73	741.97	-	5,704.70
Expected loss rate	0.00%	(1.11%)	-	(0.14%)
Expected credit losses (Loss allowance provision)	-	(8.26)	-	(8.26)
Carrying amount of trade receivable (Net of impairment)	4,962.73	733.71	-	5,696.44

NOTE 39: CAPITAL MANAGEMENT

(a) Risk management

The company's objective when managing capital are to

- safeguard its ability to continue as a going concern, so that it can continue to provide returns for shareholders and benefits for other stakeholders, and
- Maintain an optimal capital structure to reduce the cost of capital.

In order to maintain or adjust the capital structure, the company may adjust the amount of dividends paid to shareholders, return capital to shareholders, issue new shares or sell assets to reduce debt. Consistent with others in the industry, the company monitors capital on the basis of the following Gearing ratio: Net debt (Total borrowings net of cash and cash equivalents) divided by Total 'equity' (as shown in the balance sheet, including non-controlling interests).

The company's strategy is to maintain a gearing ratio within 3 times. The gearing ratios were as follows:

₹ in Lakhs

Particulars	March 31, 2026	March 31, 2025
Loans and borrowings	25,039.26	12,148.48
Less: Cash and cash equivalents	33.14	186.08
Net debt	25,006.12	11,962.40
Equity	11,108.70	10,767.18
Capital and net debt	36,114.82	22,729.58
Gearing ratio	2.25	1.11

NOTES TO STANDALONE FINANCIAL STATEMENTS

For The Year Ended March 31, 2026

(b) Dividend

The Board of Directors have recommended Preference Dividend of ₹10/- per Preference Shares of ₹100/- each (Previous year ₹10/- per Preference Shares of ₹100 /-) on 10% Redeemable Cumulative Preference Shares for F.Y. 2025-26, subject to approval of members in the ensuing annual general meeting.

NOTE 40 : RATIOS

₹ in Lakhs

Sl.	Particulars	For the year 2025-26				For the year 2024-25				Variance (%)	Reason for variance more than 25%
		Numerator	Denominator	Ratios	Days	Numerator	Denominator	Ratios	Days		
1	Current Ratio [Current assets / Current Liability]	17,443.34	20,519.48	0.85		17,820.68	17,372.21	1.03		(17.13%)	-
2	Debt-Equity Ratio [Debt/Equity]	25,039.26	11,108.70	2.25		15,604.33	10,767.18	1.45		55.53%	The increase in borrowings during FY 2025-26 for CAPEX purposes for the expansion of the Foundry, establishment of a Fetting & Machine Shop, Solar Plant resulted in a higher ratio
3	Debt Service Coverage Ratio [PBFCDT/Interest Due Principal repayment]	4,922.51	3,400.90	1.45		5,369.56	2,401.24	2.24		(35.27%)	Due to decrease in EBDIT and increase in debt obligation during current year, resulted in decrease in ratio
4	Return on Equity Ratio [(PAT)/(Total opening Equity+Total closing Equity)/2]	465.83	10,937.94	4.26%		1,688.82	7,718.26	21.88%		(80.54%)	Compared to the previous year, Profit after Tax has decreased and average equity increased on account of right issue of shares in previous year, resulted in decline in ratio.
5	Inventory Turnover [Sales/(op. Inventory+c.l. Inventory)/2]	36,392.16	5,806.39	6.27	58	35,990.54	5,469.09	6.58	55	(4.76%)	-
6	Trade Receivables Turnover [Sales/(op. receivable+c.l. Receivables)/2]	36,392.16	6,096.66	5.97	61	35,990.54	4,567.84	7.88	46	(24.24%)	-
7	Trade Payable Turnover [Net Credit purchase/(op. payables+c.l. Payables)]	20,056.06	6,535.30	3.07	119	18,500.40	5,671.48	3.26	112	(5.92%)	-
8	Net Capital Turnover Ratio [Sales/Working Capital]	36,392.16	(3,076.15)	(11.83)		35,990.54	448.47	80.25		(114.74%)	Working capital has turned negative in the current year due to an increase in payables to capital suppliers, decrease in short term Fixed Deposits of Right Issue Funds. Consequently, this ratio has declined.
9	Net profit Ratio [PAT/Sales]	465.65	36,392.16	1.28%		1,688.82	35,990.54	4.69%		(72.73%)	Compared to the previous year, Profit after Tax has decreased resulted in decline in ratio.

NOTES TO STANDALONE FINANCIAL STATEMENTS

For The Year Ended March 31, 2026

₹ in Lakhs

Sl.	Particulars	For the year 2025-26				For the year 2024-25				Variance (%)	Reason for variance more than 25%
		Numerator	Denominator	Ratios	Days	Numerator	Denominator	Ratios	Days		
10	Return on Capital Employed [PBFCT/TCE-(NW+DTL+Total Debt)]	2,899.31	36,840.39	7.87%		4,067.82	26,772.98	15.19%		(48.20%)	This year, the Company has raised ₹10,761.03 lakhs through bank loans for the expansion of the Foundry and the establishment of a Fetting & Machine Shop and Solar Plant, resulted in an increase in capital employed and also decrease in EBIT in current year as compared to previous year, hence, the ratio has decreased this year.
11	Return on Investment [ROI=Interest received/Average Investment]	220.17	3,227.57	6.82%		115.45	2,960.82	3.90%		74.95%	The Company has parked the unspent amount of the Rights Issue proceeds in fixed deposits (refer Note 43). The reported interest income on these FD's has increased as compared to previous year by ₹102.26 Lakhs. Consequently, this has led to a increase in the ratio.

NOTE 41: NOTE ON CORPORATE SOCIAL RESPONSIBILITY (CSR)

- CSR required to be spent by the Company as per Section 135 of the Companies Act 2013 read with schedule VII thereof during the year is ₹27.88 Lakhs (Previous Year ₹12.94 lakhs)
- Expenditure related to CSR is ₹26.50 Lakhs (Previous year ₹14.50 Lakhs)
- CSR Amount carried forward (i.e. Excess spent pertaining to FY 2024-25) is ₹1.95 lakhs and CSR Amount brought forward is ₹0.57 Lakhs for current year.

Details of Amount spent towards CSR is given below:

₹ in Lakhs

Particulars	As at March 31, 2026	As at March 31, 2025
Runanubandh Charitable Trust (Maintenance of Day care centers and such other facilities for Senior Citizens)	-	2.50
Hasan Mushrif Foundation (HPV Anti Cancer vaccination for Girls below 9 years)	-	1.00
Shri Siddhivinayak Ganapati Cancer Hospital (Donation to Cancer Hospital-Related Party refer Note No.37)	-	1.00
Manufacturing Association of Kagal Hatkanagle (Skill Development Centre)	20.00	10.00
Kai. Shri Marutirao Salokhe, Hatkanagle, Kolhapur (Setting up Old age home for senior citizens)	5.00	316.78
Chess Association Kolhapur (To promote sports)	0.25	-
Kolhapur Institute of Technology's (KIT) (To promote education)	0.25	-
DR. DYANESHWAR MULE FOUNDATION (To promote education)	1.00	-
Total	26.50	14.50

NOTES TO STANDALONE FINANCIAL STATEMENTS

For The Year Ended March 31, 2026

NOTE 42: EARNINGS PER SHARE (BASIC AND DILUTED):-

₹ in Lakhs except EPS

Particulars	As at March 31, 2026	As at March 31, 2025
Weighted average number of Equity Shares held during the year (in Nos.)	155.43	151.60
Profit for the year before tax	755.28	2,498.59
Tax Expenses	289.45	809.77
Net Profit after Tax	465.83	1,688.82
Basic earning per Equity Share of ₹10 each	3.00	11.14

NOTE 43: RIGHTS ISSUE OF EQUITY SHARES

- a) The Company at its right issue committee meeting held on 12th October 2024 has allotted 14,13,000 rights equity shares of Face value of ₹10 each issued at a premium of ₹315 per share, total price of ₹325 per share. Company has raised ₹4592.25 lakhs through this right issue. On 12th October 2024, allotment process was completed.
- b) Proceeds from the rights issue have been utilised upto March 31, 2026 in the following manner:

₹ in Lakhs

Particulars	Amount as per Right Issue Proceeds	Fund utilised up to March 31, 2026	Balance as on March 31, 2026
1. Capital expenditure for enhancement of present foundry capacity of 30,000 MT/Annum to enhance the foundry capacity up to 45,000 MT/Annum (Including GST)	884.75	507.99	376.76
2. Capital Expenditure for setting up New Fettleing Shop (Foundry Expansion) 45,000 MT/Annum Capacity at Five Star MIDC, Kagal, Kolhapur-416216, Maharashtra (Including GST)	501.00	500.97	0.03
3. Capital Expenditure to build 10,000 MT/Annum of new machining capacity at Five Star MIDC, Kagal, Kolhapur-416216, Maharashtra (Including GST)	1,445.45	1,444.18	1.27
4. Installation of Solar plant for Captive consumption (Including GST)	707.80	690.68	17.12
5. General Corporate Purposes (Including GST)	853.25	841.95	11.30
6. Right Issue Related Expenses (Excluding GST)	200.00	200.00	-
Total	4,592.25	4,185.77	406.48

There has been no variation or deviation in the utilization of the funds raised by the Company as stated in the Letter of Offer, dated September 13, 2024

As discussed & approved by the Board out of ₹853.25 Lakhs allocated for General Corporate Expenses (GCE), ₹841.07 Lakhs have been utilized for floor-type milling and boring machines under new machining capacity at Five Star MIDC, Kagal, Kolhapur-416216, Maharashtra

Company has deposited right issue proceeds in fixed deposit and has availed overdraft facility against the same fixed deposit. Above mentioned expenses/advances are made out of the same overdraft facility

NOTES TO STANDALONE FINANCIAL STATEMENTS

For The Year Ended March 31, 2026

- c) Right Issue Related Expenses:

₹ in Lakhs

Particulars	Issue Related Expenses (Excluding GST)
Debited to securities premium	200.40
Debited to statement of profit and loss	10.00

- d) Transactions with any person or entity belonging to the promoter/promoter group which holds 10% or more shareholding in the Company:

₹ in Lakhs

Proceeds from Right issue of Equity shares	Amount
Vendavagali Srinivasa Reddy	73.13

NOTE 44: TRANSACTIONS WITH STRUCK OFF COMPANIES :

There is no transaction with struck off companies during current year & previous year

NOTE 45: SEGMENT REPORTING

Company operates in single operating segment of manufacturing & machining of castings. The executive management committee monitors the operating results of entire Company as a whole for the purpose of making decisions about resource allocation and performance assessment.

Details of revenue contributed by single customer that exceeds 10% of total revenue:

Name of the Customer	2025-26	2024-25
Vestas Nacelles America Inc.	24.41%	25.35%
Vestas Wind Technology India Pvt. Ltd.	15.57%	21.99%
Flender Drives Pvt Ltd	9.72%	10.91%

NOTE 46: DUES TO MICRO, SMALL, MEDIUM ENTERPRISES

The Company has compiled this information based on the current information in its possession as at March 31, 2026, no supplier has intimated the Company about its status as Micro and Small Enterprises or its registration with the appropriate authority under the Micro, Small and Medium Enterprises Development Act, 2006 except as disclosed below.

₹ in Lakhs

Particulars	2025-26	2024-25
Total outstanding dues of micro, small and medium enterprises	4,399.34	1,098.60
Principal amount remaining unpaid to any supplier as at the end of each financial year	2,262.64	225.48
Interest thereon remaining unpaid to any supplier as at the end of each financial year	26.24	27.16
Amount of interest paid by the buyer under MSMED Act, 2006 along with the amounts of the payment made to the supplier beyond the appointed day during each financial year	-	-
Payment made beyond appointment day	2,303.83	1,614.41
Amount of interest due and payable for the period of delay in making payment	30.22	27.16
Amount of interest accrued and remaining unpaid at the end of financial year	57.37	27.16
Amount of further interest remaining due and payable even in the succeeding year, until such date when the interest dues as above are actually paid to the small enterprise, for the purpose of disallowance as a deductible expenditure under section 23 of MSMED Act, 2006	57.37	27.16

NOTES TO STANDALONE FINANCIAL STATEMENTS

For The Year Ended March 31, 2026

NOTE 47 : SHARE BASED PAYMENTS

A. Employee Stock Option Plan

Pursuant to the applicable requirements of the erstwhile Securities and Exchange Board of India (Employee Stock Option Scheme and Employee Stock Purchase Scheme) Guidelines, 1999 ("the SEBI guidelines"), the Company had framed and instituted Employee Stock Option Plan to attract, retain, motivate and reward its employees and to enable them to participate in the growth, development and success of the Company.

B. ESOP 2025 scheme:

During the previous year, the Company formulated an Employee Stock Option Scheme titled "Synergy Green Industries Limited ESOP Trust" ("ESOP 2025" or the "Scheme") in accordance with the SEBI (Share Based Employee Benefits and Sweat Equity) Regulations, 2021. Under ESOP 2025, stock options are granted to eligible employees of the Company, including senior executives and key managerial personnel, in line with the eligibility criteria prescribed under the Scheme. The Scheme was approved by the shareholders through a Special Resolution passed via Postal Ballot on April 22, 2025. Pursuant to the approval of the Scheme, stock options were granted on 01st Oct, 2025. As per the terms of the Scheme, the options vest over a period of Three (3) years from the respective dates of grant, subject to the service condition of employee's continued employment with the Company. Vested options may be exercised within a maximum period of Three (3) years from the respective date of vesting. The fair value of the stock options granted under ESOP 2025 has been determined on the respective grant dates using the Black-Scholes Option Pricing Model, taking into account the terms and conditions of the grants. The contractual life of the options ranges from Two (2) to Four (4) years, with a weighted average contractual life of Three (3) years. The Scheme does not provide for any cash settlement alternatives.

ESOP 2025 envisages an Synergy Green Industries Limited ESOP Trust ("ESOP Trust") which is authorised for secondary acquisition. During the year, ESOP trust has bought 8,000 shares (March 31, 2025: Nil shares) from open market which is held by the ESOP Trust as at March 31, 2026.

C. Expense recognised under ESOP 2025 for employee services received during the year is shown in the following table:

₹ in Lakhs

Particulars	As at March 31, 2026	As at March 31, 2025
Expense arising from equity-settled share-based payment transactions	34.68	-
Total expense arising from share-based payment transactions	34.68	-

The Company uses a graded vesting method for expense recognition, based on the respective vesting tranches. The share-based payment reserve at the end of the year amounts to ₹34.68 Lakhs (previous year Nil). (Refer Note 11)

NOTE 48 : NOTE ON CHARGE CREATION

The company has registered all details of registration or satisfaction of charges with ROC, Pune within the prescribed time from the execution of documents.

NOTE 49 : FOREIGN EXCHANGE EARNINGS

Company has earned foreign currency amounting to ₹10,564.63 Lakhs (Previous Year ₹9,777.44 Lakhs)

NOTE 50 : WILLFUL DEFAULTER

The company has not been declared as willful defaulter by any banks/Financial Institutions.

NOTE 51 : CRYPTO CURRENCY OR VIRTUAL CURRENCY

The company has not traded or invested in Crypto Currency or Virtual Currency

NOTE 52 : NOTE ON UNDISCLOSED INCOME IF ANY

The Company does not have any transaction not recorded in the books of accounts that has been surrendered or disclosed as income during the year in the tax assessments under the Income Tax Act, 1961 (such as, search or survey or any other relevant provisions of the Income Tax Act, 1961).

Also none of the previously unrecorded income and related assets have been recorded in the books of account during the year.

NOTES TO STANDALONE FINANCIAL STATEMENTS

For The Year Ended March 31, 2026

NOTE 53 : NOTE ON LAYERS OF COMPANIES

Company has not made investments in any other company, hence provisions under clause (87) of section 2 of the Act read with the Companies (Restriction on number of Layers) Rules, 2017, are not applicable.

NOTE 54 : COMPLIANCE WITH APPROVED SCHEME OF ARRANGEMENT

The Company has not entered into any scheme of arrangement which has an accounting impact on current period.

NOTE 55 : UTILISATION OF BORROWED FUNDS AND SHARE PREMIUM.

- 1) No funds have been advanced or loaned or invested (either from borrowed funds or share premium or any other sources or kind of funds) by the company to or any other person or entities, including foreign entities ("Intermediaries"), with the understanding, whether recorded in writing or otherwise, that the Intermediary shall, whether, directly or indirectly lend or invest in other persons or entities identified in any manner whatsoever by or on behalf of the company ("Ultimate Beneficiaries") or provide any guarantee, security or the like on behalf of the Ultimate Beneficiaries.
- 2) No funds have been received by the Company from any person or entity, including foreign entities ("Funding Parties"), with the understanding, whether recorded in writing or otherwise, that the Company shall, whether, directly or indirectly, lend or invest in other persons or entities identified in any manner whatsoever by or on behalf of the Funding Party ("Ultimate Beneficiaries") or provide any guarantee, security or the like on behalf of the Ultimate Beneficiaries.

Note 56 : Availability of books of accounts & Maintenance of backups

The Company has complied with the Rule(3) of Companies (Accounts) Rules 2014 amended on August 5, 2022, relating to the maintenance of electronic books of account and other relevant books and paper. The Company's books of accounts and relevant books and papers are accessible in India at all times and backup of the accounts and other relevant books and papers are maintained in electronic mode within India and kept in servers physically located in India on a daily basis.

NOTE 57. CODE ON WAGES 2019

On 21 November 2025, the Government of India notified the code on wages 2019, the Industrial Relations Code, 2020, the Code on Social Security, 2020, and Occupational Safety, Health and Conditions Code, 2020, thereby consolidating 29 exiting labour laws. The Company has applied the revised definition of wages under the new Labour codes while measuring employee benefit provisions. Pending the notification of the final central and state rules and related legal guidance, the company has estimated the related obligations based on current legal interpretations and actuarial valuations. The Company continues to monitor the finalisation of Central / State Rules and clarifications from the Government on other aspects of the Labour Code and would provide appropriate accounting effect on the basis of such developments as needed. Based on actuarial results and ICAI guidance the impact of past service cost is shown as exceptional item in Profit & Loss account.

NOTE 58. NOTE ON REGROUPING OF FIGURES

Figures of the previous year have been regrouped wherever necessary.

As per our report of even date
For M/s D A B & ASSOCIATES
Chartered Accountants
Firm Registration No. 101119W

For and on behalf of the board of directors of
SYNERGY GREEN INDUSTRIES LIMITED

Guruprasad Bobhate
Partner
Membership No.198670

Sachin R. Shirgaokar
Chairman & Managing Director
DIN:00254442

Sohan S. Shirgaokar
Jt. Managing Director
DIN:00217631

Place: Kolhapur
Date: 19th May 2026

Pratik P. Dukande
Chief Financial Officer

Nilesh M. Mankar
Company Secretary

INDEPENDENT AUDITORS' REPORT

To,
The Members of
Synergy Green Industries Limited

Report on the Audit of the Consolidated Financial Statements

Opinion

We have audited the accompanying consolidated Financial Statements of **Synergy Green Industries Limited** (hereinafter referred to as the 'Holding Company'), and its controlled entity (Holding Company and its controlled entity together referred to as "the Group"), which comprise the Consolidated Balance Sheet as at March 31, 2026, and the Consolidated statement of Profit and Loss including Other Comprehensive Income, the Consolidated statement of Changes in Equity and the Consolidated statement of Cash Flows for the year then ended, and notes to the Consolidated Financial Statements, including a summary of material accounting policies and other explanatory information (hereinafter referred to as "the Consolidated Financial Statements").

In our opinion and to the best of our information and according to the explanations given to us the aforesaid consolidated Financial Statements give the information required by the Companies Act, 2013 ('the Act') in the manner so required and give a true and fair view in conformity with the accounting principles generally accepted in India, of the consolidated state of affairs of the Group as at March 31, 2026, of the consolidated profits including other comprehensive income, consolidated changes in equity and its consolidated cash flows for the year ended on that date.

Basis for Opinion

We conducted our audit in accordance with the Standards on Auditing (SAs) specified under section 143(10) of the Act. Our responsibilities under those Standards are further described in the 'Auditor's Responsibilities for the Audit of the Consolidated Financial Statements' section of our report. We are independent of the Group in accordance with the Code of Ethics issued by the Institute of Chartered Accountants of India together with the ethical requirements that are relevant to our audit of the consolidated Financial Statements under the provisions of the Act and the Rules thereunder, and we have fulfilled our other ethical responsibilities in accordance with these requirements and the Code of Ethics.

We believe that the audit evidence obtained by us is sufficient and appropriate to provide a basis for our opinion on the consolidated financial statements.

Key Audit Matters

Key audit matters are those matters that, in our professional judgment, were of most significance in our audit of the Consolidated Financial Statements of the current period. These matters were addressed in the context of our audit of the Consolidated Financial Statements as a whole, and in forming our opinion thereon, and we do not provide a separate opinion on these matters. For each matter below, our description of how our audit addressed the matter is provided in that context.

We have determined the matters described below to be the key audit matters to be communicated in our report. We have fulfilled the responsibilities described in the Auditor's responsibilities for the audit of the consolidated financial statements section of our report, including in relation to these matters. Accordingly, our audit included the performance of procedures designed to respond to our assessment of the risks of material misstatement of the consolidated financial statements. The results of our audit procedures, including the procedures performed to address the matters below, provide the basis for our audit opinion on the accompanying consolidated financial statements.

A. Capitalisation and useful life of property, plant and equipment & Capital Work in Progress

During the year ended March 31, 2026, the group has capitalized property, plant and equipment to the tune of ₹16,985.61 Lakhs. The capitalization represents the expansion of the existing Unit 1 and Unit 2 machine shop and fettling shop.

Out of the total capitalization, ₹11,171.03 Lakhs relates to plant and machinery, land and building ₹4,109.60 Lakhs and Dies and moulds ₹1,282.79 Lakhs. Property, Plant and Equipment and capital work-in-progress constitute 60.82% of the group total assets. Further, items of property, plant and equipment that are ready for its intended use as determined by the groups' management have been capitalised in the current year.

Judgement is involved in determining whether the aforesaid capitalisation meets the recognition requirement under Ind AS, specifically in relation to the determination of whether the management's criteria for intended use have been met. Assessment of useful life of plant and machinery involves management judgement, technical assessment, consideration of historical experiences, anticipated technological changes, etc.

Accordingly, the above has been determined as a key audit matter.

Our audit procedures included, but were not limited to the following:

1. Examined the management assessment of the assumptions considered in the estimation of useful life.
2. Examined the useful economic lives with reference to the group's historical experience and technical evaluation by a third party and a specialist appointed by management.
3. Assessed the objectivity and competence of the groups' external specialists involved in the process.
4. Assessed the nature of the additions made to property, plant and equipment, capital work-in-progress on a test check basis to test whether they meet the recognition criteria as set out in para 16 to 22 of Ind AS 16 – Property, Plant and Equipment, including intended use of management.
5. Examined and verified the ageing of capital work in progress.
6. Ensured the correctness of borrowing cost and associated income capitalisation.

B. Inventory Valuation and Existence

Inventories amounting to ₹6,271.65 Lakhs comprise a significant portion of the groups total assets and mainly consist of raw materials, work-in-progress, finished goods, and stores & spares. The valuation of inventories involves significant management judgment, particularly in determining net realizable value, assessment of slow-moving and obsolete inventory, and estimation of inventory provisions. Further, considering the volume of inventory transactions and physical inventory held across locations, there is an inherent risk relating to the existence and valuation of inventories.

Accordingly, inventory valuation and existence have been determined as a key audit matter.

Our audit procedures included, but were not limited to, the following:

1. Evaluated the design and operating effectiveness of key internal controls relating to inventory recording, valuation, and monitoring.
2. Attended physical inventory verification at selected locations on a sample basis and performed test counts.
3. Tested inventory valuation by verifying costing methodology and comparing carrying values with net realizable value, wherever applicable.
4. Reviewed inventory ageing reports and assessed the adequacy of provisions for slow-moving and obsolete inventory.

5. Performed analytical procedures and tested inventory reconciliations on a sample basis.
6. Assessed the adequacy of disclosures made in the consolidated financial statements in accordance with applicable accounting standards.

Other Information

The Holding Company's Board of Directors is responsible for the other information. The other information comprises the information included in the director's report but does not include the consolidated Financial Statements and our auditor's report thereon. Our opinion on the consolidated Financial Statements does not cover the other information and we do not express any form of assurance conclusion thereon.

In connection with our audit of the financial statements, our responsibility is to read the other information and, in doing so, consider whether the other information is materially inconsistent with the consolidated Financial Statements or our knowledge obtained in the audit or otherwise appears to be materially misstated.

If, based on the work we have performed, we conclude that there is a material misstatement of this other information; we are required to report that fact. We have nothing to report in this regard.

Responsibilities of Management and Those Charged with Governance for the Consolidated Financial Statements

The Holding Company's Board of Directors is responsible for the preparation and presentation of these consolidated Financial Statements in term of the requirements of the Act that give a true and fair view of the consolidated financial position, consolidated financial performance including other comprehensive income, the consolidated statement of changes in equity and consolidated cash flows of the Group in accordance with the accounting principles generally accepted in India, including the Indian Accounting Standards (Ind AS) specified under section 133 of the Act read with the Companies (Indian Accounting Standards) Rules, 2015, as amended.

The respective Board of Directors/ management of the companies/ entities included in the Group are responsible for maintenance of adequate accounting records in accordance with the provisions of the Act for safeguarding the assets of each company and for preventing and detecting frauds and other irregularities; selection and application of appropriate accounting policies; making judgments and estimates that are reasonable and prudent; and the design, implementation and maintenance of adequate internal financial controls, that were operating effectively for ensuring accuracy and completeness of the accounting records, relevant to the preparation and presentation of the consolidated Financial Statements that give a true and fair view and

are free from material misstatement, whether due to fraud or error, which have been used for the purpose of preparation of the consolidated Financial Statements by the Directors of the Holding Company, as aforesaid.

In preparing the consolidated Financial Statements, the respective Board of Directors/management of the companies/entities included in the Group are responsible for assessing the ability of the respective companies/entities to continue as a going concern, disclosing, as applicable, matters related to going concern and using the going concern basis of accounting unless respective management either intends to liquidate the Company within the group or to cease operations, or has no realistic alternative but to do so.

The respective Board of Directors/Management of the entities included in the Group are responsible for overseeing the financial reporting process of the Group.

Auditor's Responsibilities for the Audit of the Consolidated Financial Statements

Our objectives are to obtain reasonable assurance about whether the consolidated Financial Statements as a whole are free from material misstatement, whether due to fraud or error, and to issue an auditor's report that includes our opinion. Reasonable assurance is a high level of assurance, but is not a guarantee that an audit conducted in accordance with SAs will always detect a material misstatement when it exists. Misstatements can arise from fraud or error and are considered material if, individually or in the aggregate, they could reasonably be expected to influence the economic decisions of users taken on the basis of these consolidated Financial Statements.

As part of an audit in accordance with SAs, we exercise professional judgment and maintain professional skepticism throughout the audit.

We also:

- Identify and assess the risks of material misstatement of the consolidated Financial Statements, whether due to fraud or error, design and perform audit procedures responsive to those risks, and obtain audit evidence that is sufficient and appropriate to provide a basis for our opinion. The risk of not detecting a material misstatement resulting from fraud is higher than for one resulting from error, as fraud may involve collusion, forgery, intentional omissions, misrepresentations, or the override of internal control.
- Obtain an understanding of internal control relevant to the audit in order to design audit procedures that are appropriate in the circumstances. Under section 143(3)(i) of the Act, we are also responsible for expressing our opinion on whether the Company has adequate internal financial controls with reference to consolidated financial statements in place and the operating effectiveness of such controls based on our audit.

- Evaluate the appropriateness of accounting policies used and the reasonableness of accounting estimates and related disclosures made by management.
- Conclude on the appropriateness of management's use of the going concern basis of accounting and, based on the audit evidence obtained, whether a material uncertainty exists related to events or conditions that may cast significant doubt on the ability of the Group and controlled entity to continue as a going concern. If we conclude that a material uncertainty exists, we are required to draw attention in our auditor's report to the related disclosures in the consolidated Financial Statements or, if such disclosures are inadequate, to modify our opinion. Our conclusions are based on the audit evidence obtained up to the date of our auditor's report. However, future events or conditions may cause the Group and controlled entity to cease to continue as a going concern.
- Evaluate the overall presentation, structure and content of the consolidated Financial Statements, including the disclosures, and whether the consolidated Financial Statements represent the underlying transactions and events in a manner that achieves fair presentation.
- Obtain sufficient appropriate audit evidence regarding the financial information of the entities or business activities within the Group to express an opinion on the consolidated Financial Statements. We are responsible for the direction, supervision and performance of the audit of the Financial Statements of such entities included in the consolidated Financial Statements of which we are the independent auditors. We remain solely responsible for our audit opinion.

We communicate with those charged with governance of the Holding Company and such other entities included in the consolidated Financial Statements of which we are the independent auditors regarding, among other matters, the planned scope and timing of the audit and significant audit findings, including any significant deficiencies in internal control that we identify during our audit.

We also provide those charged with governance with a statement that we have complied with relevant ethical requirements regarding independence, and to communicate with them all relationships and other matters that may reasonably be thought to bear on our independence, and where applicable, related safeguards.

From the matters communicated with those charged with governance, we determine those matters that were of most significance in the audit of the consolidated Financial Statements of the current period and are therefore the key audit matters. We describe these

matters in our auditor's report unless law or regulation precludes public disclosure about the matter or when, in extremely rare circumstances, we determine that a matter should not be communicated in our report because the adverse consequences of doing so would reasonably be expected to outweigh the public interest benefits of such communication.

Report on Other Legal and Regulatory Requirements

1. With respect to the matters specified in paragraphs 3(xxi) and 4 of the Companies (Auditor's Report) Order, 2020 (the "Order"/ "CARO") issued by the Central Government in terms of Section 143(11) of the Act, to be included in the Auditor's report, according to the information and explanations given to us, and based on the CARO reports issued by us for the Company included in the consolidated financial statements, to which reporting under CARO is applicable, there are no qualifications or adverse remarks.
2. As required by Section 143(3) of the Act, based on our audit, we report to the extent applicable, that:
 - a) We have sought and obtained all the information and explanations which to the best of our knowledge and belief were necessary for the purposes of our audit of the aforesaid consolidated Financial Statements.
 - b) In our opinion, proper books of account as required by law relating to preparation of the aforesaid consolidated Financial Statements have been kept so far as it appears from our examination of those books, except for the matters stated in the paragraph 2(h)(vi) below on reporting under Rule 11(g).
 - c) The Consolidated Balance Sheet, the Consolidated Statement of Profit and Loss (including Other Comprehensive Income), the Consolidated Statement of Changes in Equity and the Consolidated Cash Flow Statement dealt with by this Report are in agreement with the relevant books of account maintained for the purpose of preparation of the consolidated Financial Statements.
 - d) In our opinion, the aforesaid consolidated Financial Statements comply with the Indian Accounting Standards (Ind AS) specified under Section 133 of the Act, read with Companies (Indian Accounting Standards) Rules, 2015, as amended
 - e) On the basis of the written representations received from the directors of the Holding Company as on March 31, 2026 taken on record by the Board of Directors of the Holding Company, none of the directors of the Group companies, incorporated in India is disqualified as on March 31, 2026 from being appointed as a

director in terms of Section 164(2) of the Act.

- f) With respect to the adequacy of the internal financial controls with respect to financial reporting of the Holding Company and its controlled entity incorporated in India, and the operating effectiveness of such controls, refer to our separate Report in "Annexure A".
- g) As required by section 197 (16) of the Act; in our opinion and according to the information and explanations given to us the remuneration paid during the current year by the Holding Company, to its directors is in accordance with the provisions of section 197 and Schedule V of the Act read with Companies (Appointment and Managerial Personnel) Rules, 2014 and remuneration paid to directors is in accordance with provisions of this section read with Schedule V.
- h) With respect to the other matters to be included in the Auditor's Report in accordance with Rule 11 of the Companies (Audit and Auditors) Rules, 2014, in our opinion and to the best of our information and according to the explanations given to us:
 - (i) The consolidated Financial Statements disclose the impact, if any, of pending litigations as at March 31, 2026 on the consolidated financial position of the Group Refer Note 34 to the consolidated financial statements.;
 - (ii) The Provision has been made in the consolidated financial statements, as required under the applicable law or accounting standards, for material foreseeable losses, if any, on long-term contracts including derivative contracts as at March 31, 2026- Refer Note 18 to the consolidated Financial Statements in respect of such items as it relates to the Group.
 - (iii) There has been no delay in transferring amounts, required to be transferred, to the Investor Education and Protection Fund by the Holding Company during the year ended March 31, 2026.
 - (iv) (a) The respective management of the Holding Company and its controlled entity have represented to us that to the best of their knowledge and belief, other than as disclosed in the notes to the Consolidated Financial Statements, if any, no funds have been advanced or loaned or invested (either from borrowed funds or share premium or any other sources or kind

of funds) by the Holding Company or its controlled entity to or in any other person(s) or entity(ies), including foreign entities ("Intermediaries"), with the understanding, whether recorded in writing or otherwise, that the Intermediary shall, whether directly or indirectly, lend or invest in other persons or entities identified in any manner whatsoever by or on behalf of the Holding Company and its controlled entity ("Ultimate Beneficiaries") or provide any guarantee, security or the like on behalf of the Ultimate Beneficiaries.

- (b) The respective management of the Holding Company and its controlled entity have represented to us that, to the best of knowledge and belief other than as disclosed in the notes to the Consolidated Financial Statements, if any, no funds have been received by the Holding Company or its controlled entity from any person(s) or entity(ies), including foreign entities ("Funding Parties"), with the understanding, whether recorded in writing or otherwise, that the Holding Company or its controlled entity shall, whether directly or indirectly, lend or invest in other persons or entities identified in any manner whatsoever by or on behalf of the Funding Party ("Ultimate Beneficiaries") or provide any guarantee, security or the like on behalf of the Ultimate Beneficiaries.
- (c) Based on the information and explanation given to us and audit procedures performed by us as considered reasonable and appropriate in the circumstances, nothing has come to our notice that has caused us to believe that the representations made by the respective managements of the Holding Company and its controlled entity and as mentioned under sub-clause (iv)(a) and (iv)(b) above contain any material misstatement.
- (v) The dividend declared, paid and proposed by the Holding Company during the year is in accordance with Section 123 of the Act, as applicable.
- (vi) Based on our examination which included test checks and that performed by us wherever applicable the financial statements have been audited under the Act, the Holding company, have used an

accounting software for maintaining its books of account which has a feature of recording audit trail (edit log) facility and the same has operated throughout the year for all relevant transactions recorded in the software. Further, during the course of our audit, we did not come across any instance of audit trail feature being tampered with.

Additionally, the audit trail has been preserved by the Holding company in accordance with statutory record retention requirements from 08th January 2025 as per the statutory requirements for record retention.

For M/s D A B & ASSOCIATES
Chartered Accountants
Firm Registration No. 101119W

Guruprasad Bobhate
Partner
Membership No.198670

Place: Kolhapur
Date: 19th May 2026
UDIN: 26198670DKWIET9414

Annexure- A to the INDEPENDENT AUDITORS' REPORT

(Referred to in paragraph 2(f) under the heading, "Report on other legal and Regulatory Requirements" of our report on even date)

Report on the Internal Financial Controls with reference to Financial Statements under Clause (i) of Sub-section 3 of Section 143 of the Companies Act, 2013 ("the Act")

In conjunction with our audit of the consolidated financial statements of Synergy Green Industries Limited (hereinafter referred to as the "Holding Company") as of and for the year ended March 31, 2026, we have audited the internal financial controls with reference to consolidated financial statements of the Holding Company and its controlled entity (the Holding Company and its controlled entity together referred to as "the Group"), as of that date.

Management's Responsibilities for Internal Financial Controls

The respective Board of Directors of the Holding Company, its one controlled entity, are responsible for establishing and maintaining internal financial controls based on the internal control over financial reporting criteria established by the Holding Company considering the essential components of internal control stated in the Guidance Note on Audit of Internal Financial Controls Over Financial Reporting issued by the Institute of Chartered Accountants of India ("ICAI"). These responsibilities include the design, implementation and maintenance of adequate internal financial controls that were operating effectively for ensuring the orderly and efficient conduct of its business, including adherence to the respective company's policies, the safeguarding of its assets, the prevention and detection of frauds and errors, the accuracy and completeness of the accounting records, and the timely preparation of reliable financial information, as required under the Companies Act, 2013.

Auditors' Responsibilities

Our responsibility is to express an opinion on the Holding Company's internal financial controls with reference to consolidated financial statements based on our audit. We conducted our audit in accordance with the Guidance Note on Audit of Internal Financial Controls Over Financial Reporting (the "Guidance Note") and the Standards on Auditing, specified under section 143(10) of the Act, to the extent applicable to an audit of internal financial controls, both, issued by Institute of Chartered Accountants of India. Those Standards and the Guidance Note require that we comply with ethical requirements and plan and perform the audit to obtain reasonable assurance about whether adequate internal

financial controls with reference to consolidated financial statements was established and maintained and if such controls operated effectively in all material respects.

Our audit involves performing procedures to obtain audit evidence about the adequacy of the internal financial controls with reference to consolidated financial statements and their operating effectiveness. Our audit of internal financial controls with reference to consolidated financial statements included obtaining an understanding of internal financial controls with reference to consolidated financial statements, assessing the risk that a material weakness exists, and testing and evaluating the design and operating effectiveness of internal control based on the assessed risk. The procedures selected depend on the auditor's judgement, including the assessment of the risks of material misstatement of the financial statements, whether due to fraud or error.

We believe that the audit evidence we have obtained and the audit evidence obtained, is sufficient and appropriate to provide a basis for our audit opinion on the internal financial controls with reference to consolidated financial statements.

Meaning of Internal Financial controls with reference to the Consolidated Financial Statements

A company's internal financial controls with reference to the Consolidated Financial Statements is a process designed to provide reasonable assurance regarding the reliability of financial reporting and the preparation of Consolidated Financial Statements for external purposes in accordance with generally accepted accounting principles. A company's internal financial controls with reference to the Consolidated Financial Statements includes those policies and procedures that;

- (1) pertain to the maintenance of records that, in reasonable detail, accurately and fairly reflect the transactions and dispositions of the assets of the company;
- (2) provide reasonable assurance that transactions are recorded as necessary to permit preparation of Consolidated Financial Statements in accordance with generally accepted accounting principles, and that receipts and expenditures of the company are being made only in accordance with authorisations of management and directors of the company; and
- (3) provide reasonable assurance regarding prevention or timely detection of unauthorised acquisition, use or disposition of the company's assets that could have a material effect on the Consolidated Financial Statements.

Inherent Limitations of Internal Financial Controls with reference to the Consolidated Financial Statements

Because of the inherent limitations of internal financial controls with reference to the Consolidated Financial Statements, including the possibility of collusion or improper management override of controls, material misstatements due to error or fraud may occur and not be detected. Also, projections of any evaluation of the internal financial controls with reference to the Consolidated Financial Statements to future periods are subject to the risk that the internal financial controls with reference to the Consolidated Financial Statements may become inadequate because of changes in conditions, or that the degree of compliance with the policies or procedures may deteriorate.

Opinion

In our opinion, the Group, its controlled entity, have maintained in all material respects, adequate internal financial controls with reference to consolidated financial statements and such internal financial controls with reference to consolidated financial statements were operating effectively as at March 31, 2026, based on the internal control over financial reporting criteria established by the Holding Company considering the essential components of internal control in the Guidance Note on Audit of Internal Financial Controls Over Financial Reporting issued by the Institute of Chartered Accountants of India.

For M/s D A B & ASSOCIATES

Chartered Accountants
Firm Registration No. 101119W

Guruprasad Bobhate

Partner
Membership No.198670

Place: Kolhapur

Date: 19th May 2026

UDIN: 26198670DKWIET9414

CONSOLIDATED BALANCE SHEET

AS AT MARCH 31, 2026

₹ in Lakhs

Sr. No.	Particulars	Note No.	As At March 31, 2026	As At March 31, 2025
	ASSETS			
I.	Non-current assets		29,832.46	16,379.79
	(a) Property, plant and equipment	1	24,008.94	9,101.79
	(b) Capital work-in-progress	1	4,746.44	3,403.05
	(c) Other Intangible assets	1	286.00	339.62
	(d) Right of use Assets	1	674.41	579.38
	(e) Financial assets			
	(i) Investments	2	0.25	0.25
	(ii) Other financial assets	3	15.66	16.03
	(f) Other non-current assets	4	100.76	2,939.67
II.	Current assets		17,443.54	17,820.68
	(a) Inventories	5	6,271.65	5,341.13
	(b) Financial assets			
	(i) Trade receivables	6	6,496.88	5,696.44
	(ii) Cash and cash equivalents	7a	33.34	186.08
	(iii) Bank balance other than (ii) above	7b	1,163.36	5,291.59
	(iv) Other financial assets	8	535.54	373.70
	(c) Current tax assets (net)	30	246.22	106.44
	(d) Other current assets	9	2,696.55	825.30
	Total Assets		47,276.00	34,200.47
	EQUITY AND LIABILITIES			
	Equity		11,108.53	10,767.18
	(a) Equity share capital	10	1,553.50	1,554.30
	(b) Other equity	11	9,555.03	9,212.88
	Liabilities			
I.	Non-current liabilities		15,647.82	6,061.08
	(a) Financial liabilities			
	(i) Long Term Borrowings	12	14,800.18	5,534.59
	(ii) Other financial liabilities	13	0.62	0.62
	(b) Long-term provisions	14	154.59	124.40
	(c) Deferred tax liabilities (net)	15	692.43	401.47
II.	Current liabilities		20,519.65	17,372.21
	(a) Financial liabilities			
	(i) Borrowings	16	10,239.08	10,069.74
	(ii) Trade and other payables	17	7,089.78	5,980.99
	(a) Total outstanding dues of micro enterprises and small enterprises		2,376.78	531.42
	(b) Total outstanding dues other than (ii)(a) above		4,713.00	5,449.57
	(iii) Other financial liabilities	18	2,874.41	1,034.28
	(b) Other current liabilities	19	187.80	238.29
	(c) Short-term provisions	20	128.58	48.91
	Total Equity and Liabilities		47,276.00	34,200.47
	Corporate Information	31		
	Statement of Compliance	32		
	Material Accounting Policies	33		
	Other Information and Disclosure	34-59		

As per our report of even date
For M/s D A B & ASSOCIATES
Chartered Accountants
Firm Registration No. 101119W

For and on behalf of the board of directors of
SYNERGY GREEN INDUSTRIES LIMITED

Guruprasad Bobhate
Partner
Membership No.198670

Sachin R. Shirgaokar
Chairman & Managing Director
DIN:00254442

Sohan S. Shirgaokar
Jt. Managing Director
DIN:00217631

Place: Kolhapur
Date: 19th May 2026

Pratik P. Dukande
Chief Financial Officer

Nilesh M. Mankar
Company Secretary

CONSOLIDATED STATEMENT OF PROFIT AND LOSS

FOR THE YEAR ENDED MARCH 31, 2026

₹ in Lakhs except EPS

Sr. no.	Particulars	Note No.	For the year ended	
			March 31, 2026	March 31, 2025
	Income			
I	Revenue from operations	21	36,641.94	36,226.90
II	Other income	22	995.42	141.40
III	Total Income		37,637.36	36,368.30
	Expenses			
	Cost of raw materials and components consumed	23	14,555.25	13,991.12
	Changes in inventories of finished goods, work-in-progress	24	(342.14)	315.01
	Employee benefits expense	25	3,505.36	2,969.83
	Finance costs	26	2,078.61	1,569.23
	Depreciation and amortisation expense	27	2,032.87	1,302.09
	Other Expenses	28	14,986.89	13,722.43
	Total expenses		36,816.84	33,869.71
V	Profit before exceptional items and tax		820.52	2,498.59
VI	Exceptional items			
	Statutory Impact of New Labour Codes		65.42	-
VII	Profit before tax		755.10	2,498.59
VIII	Tax expense	30	289.45	809.77
	Current tax		41.00	518.76
	Deferred tax		278.67	316.78
	Adjustments of tax relating to earlier periods		(30.22)	(25.77)
IX	Profit for the year		465.65	1,688.82
X	Other comprehensive income		-	-
	Other comprehensive income not to be reclassified to profit or loss in subsequent periods:			
	Re-measurement gains / (losses) on defined benefit plans	29	48.84	22.95
	Income tax effect on above		(12.29)	(5.78)
	Net other comprehensive income not to be reclassified to profit or loss in subsequent periods (A)		36.55	17.17
	Total other comprehensive income for the year, net of tax [A]		36.55	17.17
XI	Total comprehensive income for the year, net of tax		502.20	1,705.99
XII	Earnings per equity share (nominal value per share ₹10)			
	Basic & Diluted		3.00	11.14
	Corporate Information	31		
	Statement of Compliance	32		
	Material Accounting Policies	33		
	Other Information and Disclosure	34-59		

As per our report of even date
For M/s D A B & ASSOCIATES
Chartered Accountants
Firm Registration No. 101119W

For and on behalf of the board of directors of
SYNERGY GREEN INDUSTRIES LIMITED

Guruprasad Bobhate
Partner
Membership No.198670

Sachin R. Shirgaokar
Chairman & Managing Director
DIN:00254442

Sohan S. Shirgaokar
Jt. Managing Director
DIN:00217631

Place: Kolhapur
Date: 19th May 2026

Pratik P. Dukande
Chief Financial Officer

Nilesh M. Mankar
Company Secretary

CONSOLIDATED CASH FLOW STATEMENT

FOR THE YEAR ENDED MARCH 31, 2026

₹ in Lakhs

Sr. No.	Particulars	For the year ended March 31, 2026	For the year ended March 31, 2025
A	Cash flows from operating activities		
	Net profit before taxes and extraordinary items -	755.10	2,498.59
	Adjustments for:		
(a)	Depreciation & Amortisation	2,032.87	1,302.09
(b)	Provision/Reversal of for Doubtful Debts	1.30	1.04
(c)	(Profit)/Loss on sale of fixed assets	(9.67)	(0.35)
(d)	Interest income	(355.62)	(117.65)
(e)	Interest expenses	1,905.76	1,444.90
(f)	Dividend received	(0.04)	(0.04)
(g)	Net Foreign Exchange Differences (Unrealised)	(7.92)	30.68
(h)	Fair Value Changes in Financial Liabilities (FVTPL)	(13.94)	28.84
(i)	Share Based Payment Expenses	34.68	-
(j)	Credit Balances Written back	(10.68)	(7.34)
	Operating profits before working capital changes	4,331.84	5,180.76
	Adjustments for:		
(a)	(Increase)/decrease in trade and other receivables	(778.02)	(2,251.92)
(b)	(Increase)/decrease in other non current financial assets	0.37	(0.07)
(c)	(Increase)/decrease in other non-financial assets	(1,768.97)	(330.21)
(d)	(Increase)/decrease in inventories	(930.51)	255.91
(e)	(Increase)/decrease in other current financial assets	(161.84)	(4,787.72)
(f)	Increase/(decrease) in trade payables	1,103.68	625.55
(g)	Increase/(decrease) in other financial liabilities	172.57	30.94
(h)	Increase/(decrease) in other current liabilities	(50.51)	206.68
(i)	Increase/(decrease) in Provisions	158.70	17.45
	Cash generated from operations	2,077.31	(1,052.63)
(a)	Income tax paid	(150.56)	(586.42)
	Net cash from operating activities	1,926.75	(1,639.05)
B	Cash flows from investing activities		
(a)	Payments for PPE and Intangible assets (including lease premium)	(13,830.82)	(8,265.26)
(b)	Proceeds from sale of PPE	13.85	0.40
(c)	Investment in Right of use asset	(103.29)	(454.18)
(d)	Interest received	355.62	117.65
(e)	Dividend Received	0.04	0.04
(f)	(Increase)/decrease in fixed deposits	4,128.54	(69.80)
	Net cash from investing activities	(9,436.06)	(8,671.15)
C	Cash flows from financing activities		
(a)	Proceeds from Long Term Borrowings	10,761.03	3,342.00
(b)	Repayment of Long Term Borrowings	(1,495.44)	(976.68)
(c)	Increase / (Decrease) in short term borrowings	169.34	5,209.47
(d)	Proceeds from Right Issue	-	4,592.25
(e)	Expenses for Right Issue	-	(200.40)
(f)	Payment for purchase of Treasury Shares by Synergy Green Industries Limited ESOP Trust & Corpus	(40.10)	-
(g)	Preference Dividend paid	(107.10)	(535.50)
(h)	Equity Dividend paid	(155.44)	-
(i)	Interest paid	(1,775.72)	(1,341.29)
	Net cash used in financing activities	7,356.57	10,089.85
(a)	Net increase in cash and cash equivalents	(152.74)	(220.35)
(b)	Cash and cash equivalents at beginning of period	186.08	406.43
(c)	Cash and cash equivalents at the end of period	33.34	186.08

Notes to Cash Flow Statement

- Cash Flow statement has been prepared under indirect method as set out in Ind AS 7 Statement of Cash Flow.
- For Debt reconciliation statement refer note no.12
- For Holding Company's policy on cash and cash equivalents refer a note no.33.6

As per our report of even date
For M/s D A B & ASSOCIATES
Chartered Accountants
Firm Registration No. 101119W

For and on behalf of the board of directors of
SYNERGY GREEN INDUSTRIES LIMITED

Guruprasad Bobhate
Partner
Membership No.198670

Sachin R. Shirgaokar
Chairman & Managing Director
DIN:00254442

Sohan S. Shirgaokar
Jt. Managing Director
DIN:00217631

Place: Kolhapur
Date: 19th May 2026

Pratik P. Dukande
Chief Financial Officer

Nilesh M. Mankar
Company Secretary

CONSOLIDATED STATEMENT OF CHANGES IN EQUITY FOR THE YEAR ENDED MARCH 31, 2026

A. Equity Share Capital (Note 10)

Current reporting period ₹ in Lakhs

Equity Shares of Rs 10 each issued, subscribed and fully paid	No. of Shares	Amount
Opening Balance as on 1 st April 2025	1,55,43,000	1,554.30
Changes in equity share capital due to prior period errors	-	-
Restated balance at the beginning of the current reporting period	1,55,43,000	1,554.30
Less : Shares purchased by Synergy Green Industries Limited ESOP Trust	(8,000)	(0.80)
Balance at the end of current reporting period as on 31st March 2026	1,55,35,000	1,553.50

Previous reporting period ₹ in Lakhs

Equity Shares of Rs 10 each issued, subscribed and fully paid	No. of Shares	Amount
Opening Balance as on 1 st April 2024	1,41,30,000	1,413.00
Changes in equity share capital due to prior period errors	-	-
Restated balance at the beginning of the previous reporting period	1,41,30,000	1,413.00
Changes in equity share capital during the year	14,13,000	141.30
Balance at the end of previous reporting period as on 31st March 2025	1,55,43,000	1,554.30

B. Other Equity

Current reporting period ₹ in Lakhs

Particulars	Reserves and Surplus			Other Reserve	Total equity
	Securities Premium	Retained Earning	Employee Stock Option Reserve	Treasury shares	
As at 1 April 2025	6,506.27	2,706.61	-	-	9,212.88
Changes in equity share capital due to prior period errors	-	-	-	-	-
Restated balance at the beginning of the current reporting period	6,506.27	2,706.61	-	-	9,212.88
Profit / Additions for the year	-	465.83	34.68	-	500.51
Expenses for the year	-	-	-	-	-
Re-measurement gain/ (loss) on defined benefit plans (Net of Tax)	-	36.55	-	-	36.55
Total Comprehensive income for the year	-	502.38	34.68	-	537.06
Equity Dividend	-	(155.44)	-	-	(155.44)
Total contributions and distributions	-	(155.44)	-	-	(155.44)
Purchase of Treasury Shares by Synergy Green Industries Limited ESOP Trust	-	-	-	(39.30)	(39.30)
At 31 March 2026	6,506.27	3,053.55	34.68	(39.30)	9,555.20

CONSOLIDATED STATEMENT OF CHANGES IN EQUITY FOR THE YEAR ENDED MARCH 31, 2026

Previous reporting period ₹ in Lakhs

Particulars	Reserves and Surplus			Other Reserve	Total equity
	Securities Premium	Retained Earning	Employee Stock Option Reserve	Treasury shares	
At 1 April 2024	2,255.72	1,000.62	-	-	3,256.34
Changes in equity share capital due to prior period errors	-	-	-	-	-
Restated balance at the beginning of the current reporting period	2,255.72	1,000.62	-	-	3,256.34
Profit / Additions for the year	4,450.95	1,688.82	-	-	6,139.77
Expenses for the year	(200.40)	-	-	-	(200.40)
Re-measurement gain/ (loss) on defined benefit plans (Net of Tax)	-	17.17	-	-	17.17
Total Comprehensive income for the year	4,250.55	1,705.99	-	-	5,956.54
Equity Dividend	-	-	-	-	-
Total contributions and distributions	-	-	-	-	-
Purchase of Treasury Shares by Synergy Green Industries Limited ESOP Trust	-	-	-	-	-
As at 31 March 2025	6,506.27	2,706.61	-	-	9,212.88

As per our report of even date
For M/s D A B & ASSOCIATES
Chartered Accountants
Firm Registration No. 101119W

For and on behalf of the board of directors of
SYNERGY GREEN INDUSTRIES LIMITED

Guruprasad Bobhate
Partner
Membership No.198670

Sachin R. Shirgaokar
Chairman & Managing Director
DIN:00254442

Sohan S. Shirgaokar
Jt. Managing Director
DIN:00217631

Place: Kolhapur
Date: 19th May 2026

Pratik P. Dukande
Chief Financial Officer

Nilesh M. Mankar
Company Secretary

NOTES TO CONSOLIDATED FINANCIAL STATEMENTS

For The Year Ended March 31, 2026

NOTE 1: PROPERTY, PLANT AND EQUIPMENT, CAPITAL WORK-IN-PROGRESS, OTHER INTANGIBLE ASSETS AND RIGHT OF USE ASSETS

₹ in Lakhs

Particulars	Property, plant and equipment										Intangible Assets			Leasehold Land (Right of use of asset)		
	Land (Owned)	Buildings	Plant & Equipment	Tools & Equipments	Dies & Moulds	Electrical Installation	Furniture & Fixtures	Office Equipment	Computers	Vehicles	Total	CWIP	Softwares		Rights	Total
Gross Block																
As at April 1, 2024	26.30	3,635.89	8,653.25	336.65	3,091.42	43.49	139.26	56.61	93.22	164.70	16,240.79	877.88	234.64	-	234.64	151.65
Additions/ Purchases	-	850.86	1,051.63	-	523.08	-	154.32	4.48	13.83	43.08	2,641.28	5,986.05	84.96	280.47	365.43	454.18
Transfers	-	-	-	-	-	-	-	-	-	-	-	3,460.89	-	-	-	-
Asset Held for Disposal	-	-	-	-	-	-	-	-	-	-	-	-	-	-	-	-
Deductions / Deletion	-	-	-	-	-	-	-	1.02	-	-	1.02	-	-	-	-	-
As at March 31, 2025	26.30	4,486.75	9,704.88	336.65	3,614.50	43.49	293.58	60.07	107.05	207.78	18,881.05	3,403.05	319.60	280.47	600.07	605.83
Additions/ Purchases	46.57	4,063.03	11,171.03	20.20	1,282.79	265.23	-	5.60	22.87	-	16,877.32	19,424.37	5.00	-	5.00	103.29
Transfers	-	-	-	-	-	-	-	-	-	-	-	-	-	-	-	-
Asset Held for Disposal	-	-	-	-	-	-	-	-	-	-	-	-	-	-	-	-
Deductions/ Deletion	-	576	4.50	-	-	-	-	-	-	10.31	20.57	18,080.98	-	-	-	-
As at March 31, 2026	72.87	8,544.02	20,871.41	356.85	4,897.29	308.72	293.58	65.67	129.92	197.47	35,737.80	4,746.44	324.60	280.47	605.07	709.12
Depreciation/ Amortisation																
As at April 1, 2024	-	1,618.28	4,195.93	308.23	2,052.34	30.09	105.62	47.85	69.45	95.17	8,522.96	-	221.00	-	221.00	21.08
For the year	-	238.38	560.44	14.44	386.01	3.47	8.82	4.68	18.00	23.03	1,257.27	-	26.16	13.29	39.45	5.37
Asset Held for Disposal	-	-	-	-	-	-	-	-	-	-	-	-	-	-	-	-
Deductions / Deletion	-	-	-	-	-	-	-	0.97	-	-	0.97	-	-	-	-	-
As at March 31, 2025	-	1,856.66	4,756.37	322.67	2,438.35	33.56	114.44	51.56	87.45	118.20	9,779.26	-	247.16	13.29	260.45	26.45
For the year	-	417.54	923.70	12.29	499.34	19.49	45.97	3.42	16.83	27.41	1,965.99	-	31.98	26.64	58.62	8.26
Asset Held for Disposal	-	-	-	-	-	-	-	-	-	-	-	-	-	-	-	-
Deductions / Deletion	-	4.23	2.56	-	-	-	-	-	-	9.60	16.39	-	-	-	-	-
As at March 31, 2026	-	2,269.97	5,677.51	334.96	2,937.69	53.05	160.41	54.98	104.28	136.01	11,728.86	-	279.14	39.93	319.07	34.71
Net Block																
As at March 31, 2025	26.30	2,830.09	4,948.51	13.98	1,176.15	9.93	179.14	8.51	19.60	89.58	9,101.79	3,403.05	72.44	267.18	339.62	579.38
As at March 31, 2026	72.87	6,274.05	15,193.90	21.89	1,959.60	255.67	133.17	10.69	25.64	61.46	24,008.94	4,746.44	45.46	240.54	286.00	674.41

Notes

- For Depreciation and amortisation refer material accounting policy Note No.337
- Contractual Obligation**
Refer Note No.35 for estimated amount of contracts remaining to be executed on capital account
- Impairment Loss**
No provision for impairment loss is made during the year.
- PPE pledged as security
Holding Company has hypothecated / mortgaged all above assets refer note 12 for details.
- Total Net Borrowing cost capitalised during the year is ₹174.79 Lakhs (previous year ₹(66.09) Lakhs)

NOTES TO CONSOLIDATED FINANCIAL STATEMENTS

For The Year Ended March 31, 2026

- Ageing Schedule for Capital Work-in-progress (CW/IP)
As at March 31, 2026

₹ in Lakhs

(A) Ageing Schedule for Capital Work In Progress (CW/IP)

Project Description	Capital Work in Progress				Grand Total
	Less than 1 year	1 to 2 years	2 to 3 years	More than 3 years	
1. Projects in Progress	4,746.44	-	-	-	4,746.44
2. Projects Temporarily Suspended	-	-	-	-	-
Total Capital Work-in-progress	4,746.44	-	-	-	4,746.44

As at March 31, 2025

(A) Ageing Schedule for Capital Work In Progress (CW/IP)

₹ in Lakhs

Project Description	Capital Work in Progress				Grand Total
	Less than 1 year	1 to 2 years	2 to 3 years	More than 3 years	
1. Projects in Progress	3,093.52	70.03	0.95	238.55	3,403.05
2. Projects Temporarily Suspended	-	-	-	-	-
Total Capital Work in Progress	3,093.52	70.03	0.95	238.55	3,403.05

NOTES TO CONSOLIDATED FINANCIAL STATEMENTS

For The Year Ended March 31, 2026

NOTE 2: FINANCIAL ASSETS : INVESTMENTS

₹ in Lakhs

Particulars	As at March 31, 2026	As at March 31, 2025
Investment at Fair Value through Other Comprehensive Income		
1. Unquoted Investments		
a. Equity Shares in Saraswat Bank	0.25	0.25
Total	0.25	0.25

- Refer Note No.38 for Financial assets at fair value through other comprehensive income-unquoted equity instruments
- Refer Note No.38A on risk management objectives and policies for financial instruments.

NOTE 3: FINANCIAL ASSETS : OTHER (NON CURRENT)

₹ in Lakhs

Particulars	As at March 31, 2026	As at March 31, 2025
1. Security deposits (Unsecured, considered good)	14.71	15.88
2. Advance To Gratuity Trust	0.15	0.15
3. Other receivables	0.80	-
Total	15.66	16.03

NOTE 4: OTHER NON-CURRENT ASSETS

₹ in Lakhs

Particulars	As at March 31, 2026	As at March 31, 2025
1. Capital advances	-	2,876.48
2. GST, Central Excise & Service Tax (Under protest)	64.41	63.19
3. Prepaid expenses	36.35	-
Total	100.76	2,939.67

NOTE 5: INVENTORIES

₹ in Lakhs

Particulars	As at March 31, 2026	As at March 31, 2025
1. Raw materials		
a. Raw materials and components	980.08	829.94
2. Pattern Stock	448.99	66.80
3. Work-in-progress	3,643.47	3,190.73
4. Finished goods		
a. Finished goods	352.52	315.50
b. Finished goods in Transit	177.79	325.41
	530.31	640.91
5. Stores and spares	668.80	612.75
Total	6,271.65	5,341.13

- Inventories written down to net realisable value during the year ended 31 March 2026, ₹6.44 Lakhs (Previous Year ₹Nil) were recognised as an expense in the statement of profit and loss during the year.
- The above inventories are hypothecated to Bankers for working capital facility.
- The holding company has provided for slow-moving and non-moving inventories as per the holding company's inventory policy as follows:
 - Work-in-progress, finished goods - ₹26.87 Lakhs (Previous Year ₹6.58 lakhs),
 - Stores and Spares - ₹1.48 Lakhs (Previous Year ₹0.84 Lakhs)

NOTES TO CONSOLIDATED FINANCIAL STATEMENTS

For The Year Ended March 31, 2026

NOTE 6: FINANCIAL ASSETS : TRADE RECEIVABLES

₹ in Lakhs

Particulars	As at March 31, 2026	As at March 31, 2025
1. Total Trade Receivables	6,496.88	
Trade receivables [Refer note (1) below]	6,496.88	5,696.44
Break-up for security details:		
Secured, considered good	-	-
Unsecured, considered good	6,466.78	5,684.23
Doubtful credit impaired	33.44	20.47
Loss Allowance (allowance for bad and doubtful debts)	(3.34)	(8.26)
Total	6,496.88	5,696.44

- Trade receivables are measured at amortised cost.
- No trade or other receivable are due from directors or other officers of the group either severally or jointly with any other person. Trade or other receivables due from firms or private companies respectively in which any director is a partner, a director or a member ₹ Nil (Previous year ₹ Nil)
- Trade receivables are non-interest bearing and generally on terms of 90 to 120 days.
- Movement of impairment Allowance (allowance for bad and doubtful debts)

₹ in Lakhs

Particulars	Amount
At 1 April 2024	7.22
Provision no longer required	(1.00)
Provided during the year	2.04
At 31 March 2025	8.26
Provision no longer required	(8.26)
Provided during the year	3.34
At 31st March 2026	3.34

- Refer Note 38A and 38B on credit risk of trade receivables, which explains how the group manages and measures credit quality of trade receivables that are neither past due nor impaired.
- The holding Company entered into factoring agreement with India Factoring and Finance Solutions Pvt. Ltd. wherein we have factored export receivables without recourse to us hence invoice amount which is not factored has been shown as trade receivables and same is included above.
Also, in case of domestic debtors we have entered into factoring agreement with India Factoring and Finance Solutions Pvt. Ltd. with recourse to us, hence amount factored is included in trade receivables above.

NOTES TO CONSOLIDATED FINANCIAL STATEMENTS

For The Year Ended March 31, 2026

₹ in Lakhs

Particulars	Not Due	Outstanding for following periods from due date of payment					Total
		Less than 6 months	6 months -1 year	1-2 Years	2-3 years	More than 3 years	
As at 31st March 2026							
(i) Undisputed Trade receivables — considered good	6,303.05	163.73	-	-	-	-	6,466.78
(ii) Undisputed Trade Receivables — which have significant increase in credit risk	-	-	-	-	-	-	-
(iii) Undisputed Trade Receivables — credit impaired	-	-	33.44	-	-	-	33.44
(iv) Disputed Trade Receivables — considered good	-	-	-	-	-	-	-
(v) Disputed Trade Receivables — which have significant increase in credit risk	-	-	-	-	-	-	-
(vi) Disputed Trade Receivables — credit impaired	-	-	-	-	-	-	-
Less: Loss Allowance	-	-	(3.34)	-	-	-	(3.34)
Total	6,303.05	163.73	30.10	-	-	-	6,496.88

₹ in Lakhs

Particulars	Not Due	Outstanding for following periods from due date of payment					Total
		Less than 6 months	6 months -1 year	1-2 Years	2-3 years	More than 3 years	
As at 31st March 2025							
(i) Undisputed Trade receivables — considered good	4,962.73	721.50	-	-	-	-	5,684.23
(ii) Undisputed Trade Receivables — which have significant increase in credit risk	-	-	-	-	-	-	-
(iii) Undisputed Trade Receivables — credit impaired	-	-	20.47	-	-	-	20.47
(iv) Disputed Trade Receivables — considered good	-	-	-	-	-	-	-
(v) Disputed Trade Receivables — which have significant increase in credit risk	-	-	-	-	-	-	-
(vi) Disputed Trade Receivables — credit impaired	-	-	-	-	-	-	-
Less: Loss Allowance	-	-	(8.26)	-	-	-	(8.26)
Total	4,962.73	721.50	12.21	-	-	-	5,696.44

NOTES TO CONSOLIDATED FINANCIAL STATEMENTS

For The Year Ended March 31, 2026

NOTE 7a: CASH AND CASH EQUIVALENTS

₹ in Lakhs

Particulars	As at March 31, 2026	As at March 31, 2025
1. Balance with Bank		
a. Current accounts and debit balance in cash credit accounts	32.09	185.69
2. Cash in hand	1.25	0.39
Total	33.34	186.08

NOTE 7b: OTHER BANK BALANCES

₹ in Lakhs

Particulars	As at March 31, 2026	As at March 31, 2025
1. Unclaimed dividend	0.31	-
2. Deposits with original maturity of more than 3 months but less than 12 months	1,163.05	5,291.59
Total	1,163.36	5,291.59

1) Refer Note no.38A on risk management objectives and policies for financial instruments.

NOTE 8: FINANCIAL ASSETS : OTHER (CURRENT)

₹ in Lakhs

Particulars	As at March 31, 2026	As at March 31, 2025
1. Export incentive receivable	56.59	71.78
2. Factoring Loans and advances	349.30	277.96
3. GST Refund receivable	129.65	23.96
Total	535.54	373.70

Notes :

- Other financial assets are measured at amortised cost.
- Refer Note No.38A on risk management objectives and policies for financial instruments.

NOTE 9: OTHER CURRENT ASSETS

₹ in Lakhs

Particulars	As at March 31, 2026	As at March 31, 2025
1. Advance to suppliers	31.18	-
2. Staff Advances	1.20	1.43
3. Balances with Government Authorities		
a. Sales tax / VAT / service tax receivable (net)	3.32	3.32
b. GST Receivable	2,290.90	728.56
4. Capital Advances	139.86	-
5. Prepaid expenses	224.84	86.77
6. Other Current Assets	5.25	5.22
Total	2,696.55	825.30

NOTES TO CONSOLIDATED FINANCIAL STATEMENTS

For The Year Ended March 31, 2026

NOTE 10: SHARE CAPITAL

Authorised share capital (Equity shares of Rs 10 each)

₹ in Lakhs

Particulars	No. of shares	Amount
As At April 1, 2024	1,70,00,000	1,700.00
Increase/(decrease) during the year	-	-
As At March 31, 2025	1,70,00,000	1,700.00
Increase/(decrease) during the year	-	-
As At March 31, 2026	1,70,00,000	1,700.00

- The holding Company has only one class of equity shares having at par value of ₹ 10 each. Each equity shareholder is entitled to one vote per share and has a right to receive dividend as recommended by Board of Directors subject to the necessary approval from the shareholder.
- In the event of liquidation of the holding Company, the holders of equity shares will be entitled to receive remaining assets of the group, after distribution of all preferential amounts. The distribution will be in proportion to the number of equity shares held by the shareholder.

Issued, subscribed and paid up share capital (Equity shares of ₹ 10 each)

₹ in Lakhs

Particulars	No. of shares	Amount
As At April 1, 2024	1,41,30,000	1,413.00
Changes during the year		
Add: Proceeds of right Issue	14,13,000	141.30
As At March 31, 2025	1,55,43,000	1,554.30
Changes during the year		
Less: Shares purchased by Synergy Green Industries Limited ESOP trust - Treasury Shares	(8,000.00)	(0.80)
As At March 31, 2026	1,55,35,000	1,553.50

A. Terms / Rights attached to equity shares

- Each member present in person shall have one vote, the voting right of the members shall be in proportion to his share in the paid up equity share capital of the holding company and has a right to receive dividend as recommended by the Board of Directors subject to the necessary approval from the shareholder.
- In the event of liquidation of the holding company, the holders of equity shares will be entitled to receive remaining assets of the group after distribution of all preferential amounts. The distribution will be in proportion to the number of equity shares held by the shareholder.

B. Note on Dividend

For the year ended March 31, 2026 the Board of Directors has not proposed dividend on equity shares (Previous year 10% dividend).

C. Note on right issue

The holding Company at its right issue committee meeting held on 12th October 2024 has allotted 14,13,000 rights equity shares of Face value of ₹10 each issued at a premium of ₹315 per share, total price of ₹325 per share. The holding Company has raised ₹4,592.25 lakhs through this right issue. On 12th October 2024, allotment process was completed.

Refer note 43 for details of utilization of right issue proceeds.

NOTES TO CONSOLIDATED FINANCIAL STATEMENTS

For The Year Ended March 31, 2026

D. Number of Shares held by each shareholder holding more than 5% Shares in the holding Company

Name of the Shareholder	As At 31 March 2026		As at 31 March 2025	
	No. of shares	% of share-holding	No. of shares	% of share-holding
S. B. Reshellers Pvt. Ltd.	54,09,964	34.82%	5,409,964	34.81%
Ms. Radhika Sanjeev Shirgaokar & Shri. Sohan Sanjeev Shirgaokar	7,65,431	4.93%	765,431	4.92%
Ms. Radhika Sanjeev Shirgaokar & Shri. Chandan Sanjeev Shirgaokar	7,65,429	4.93%	765,429	4.92%
Shri. Sachin Rajendra Shirgaokar & Sou. Laxmi Sachin Shirgaokar	7,80,386	5.02%	779,360	5.01%
Shri. Vendavagali Srinivasa Reddy & Sou. Vendavagali Kuberi Reddy	13,94,100	8.97%	1,468,100	9.45%

As per records of the holding company, including its register of shareholders and other declarations received from shareholders regarding beneficial interest, the above shareholding represents both legal and beneficial ownerships of shares.

Aggregate number of bonus shares issued, share issued for consideration other than cash and shares bought back during the period of five years immediately preceding the reporting date :

- The holding company has not issued any shares without payment being received in cash.
- The holding company has not issued any bonus shares.
- The holding company has not undertaken any buyback of shares.

E. Promoters' shareholding

Name of Promoter Shareholder	As At 31 March 2026		
	No. of shares	% of share holding	% change during the year
S. B. Reshellers Pvt. Ltd.	54,09,964	34.82%	0.01%
Sachin Rajendra Shirgaokar	7,80,386	5.02%	0.01%
Sohan Sanjeev Shirgaokar	1,83,162	1.18%	0.00%
Vendavagali Srinivasa Reddy	13,94,100	8.97%	-0.48%

Name of Promoter Shareholder	As At 31 March 2025		
	No. of shares	% of share holding	% change during the year
S. B. Reshellers Pvt. Ltd.	54,09,964	34.81%	-3.48%
Sachin Rajendra Shirgaokar	7,79,360	5.01%	-0.22%
Sohan Sanjeev Shirgaokar	1,83,162	1.18%	0.33%
Vendavagali Srinivasa Reddy	14,68,100	9.45%	-0.93%

NOTES TO CONSOLIDATED FINANCIAL STATEMENTS

For The Year Ended March 31, 2026

NOTE 11: OTHER EQUITY

₹ in Lakhs

Particulars	As at	As at
	March 31, 2026	March 31, 2025
A. RESERVES & SURPLUS		
1. SECURITIES PREMIUM		
As per last Balance sheet	6,506.27	2,255.72
Add: Premium on Right Issue	-	4,450.95
Less: Right Issue Expenses	-	(200.40)
	6,506.27	6,506.27
2. RETAINED EARNINGS		
Opening Balance	2,706.61	1,000.62
Add : Profit for the period	465.65	1,688.82
Add : Other Comprehensive Income	36.55	17.17
	3,208.81	2,706.61
Less :		
Equity dividend	155.43	-
	3,053.38	2,706.61
3. EMPLOYEE STOCK OPTION RESERVE		
Opening Balance	-	-
Add: Change/ Addition during the year	34.68	-
	34.68	-
B. OTHER RESERVE		
1. TREASURY SHARES		
Opening Balance	-	-
Add: Change/ Addition during the year	(39.30)	-
	(39.30)	-
Total	9,555.03	9,212.88

Nature and purpose of reserves

A. SECURITIES PREMIUM:

Securities premium is a premium collected above face value on issue of shares. The reserve can be utilised in accordance with the provisions of the Act. Refer note no.43

B. EMPLOYEE STOCK OPTION RESERVE:

The Group offers ESOP under which options to subscribe for the holding company's share have been granted to eligible employees. The share based payment reserve is used to recognise the value of equity settled share based payments provided as part of the ESOP scheme.

C. RETAINED EARNINGS:

Retained earnings are the net profit / (Loss) that the group has earned / incurred till date, less dividends or other distributions paid to shareholders. Retained earnings also includes re-measurement loss / (gain) on defined benefit plans net of taxes that will not be reclassified to the statement of profit and loss.

NOTES TO CONSOLIDATED FINANCIAL STATEMENTS

For The Year Ended March 31, 2026

D. Reconciliation of Treasury Shares outstanding at the beginning and at the end of the reporting year

₹ in Lakhs

Particulars	As At 31 March 2026		As at 31 March 2025	
	No. of shares	Amount	No. of shares	Amount
At the beginning of the year	-	-	-	-
Change during the year				
- Shares acquired from secondary market	8,000	0.80	-	-
At the end of the year	8,000	0.80	-	-

The shares are held by Synergy Green Industries Limited ESOP Trust (SGIL ESOP Trust) for implementation of Employee Stock Option Plan 2025 ("Scheme") in compliance with SEBI (Share Based Employee Benefits and Sweat Equity) Regulations, 2021. These shares have been acquired by SGIL ESOP Trust through secondary market purchase and shall be held by the trust until transfer to eligible employees upon exercise/vesting of options under the Scheme. The shares are not held for investment purposes and can be transferred only for implementation of the Scheme. Voting rights on shares held by the trust shall not be exercised directly by trustees except in accordance with SEBI SBEB Regulations and trust deed. Shares held by the trust may only be transferred to eligible employees under approved schemes and cannot be sold except as permitted by SEBI Regulations.

During the financial year, the holding company advanced an interest-free loan of ₹41.00 Lakhs (previous year Nil) to the SGIL ESOP Trust, an Employee Benefit Trust set up exclusively to administer the holding company's Employee Stock Option Plan (ESOP). The objective of this financial assistance is to enable the Trust to acquire, hold, and transfer equity shares of the holding company to eligible employees upon the vesting and exercise of their stock options. The ESOP Trust functions as an extension of the holding company's standalone operations. Accordingly, the loan advanced to the Trust has been eliminated in the Consolidated financial statements. Tenure of the loan given to ESOP trust is based on the terms of the scheme and shall be repayable to the holding company upon realisation of proceeds on transfer/ exercise of shares granted to the employees.

For details of shares reserved for issued under the Share based payment plan of the holding company (refer note 47).

NOTES TO CONSOLIDATED FINANCIAL STATEMENTS

For The Year Ended March 31, 2026

NOTE 12: LONG-TERM BORROWINGS

₹ in Lakhs

Particulars	Interest rate	Current Maturity	As at March 31, 2026	As at March 31, 2025
TERM LOANS FROM BANKS, SECURED				
Term Loan from IndusInd Bank (Account No.510003494282)	9.25%	318.90	318.90	637.80
Term Loan from IndusInd Bank (Account No.510100000562)	9.25%	127.43	541.60	637.18
Term Loan from Saraswat bank (Account No.91000000043487)	PLR-7.25%	27.84	37.34	65.18
Term Loan from Saraswat bank (Account No.91000000043500)	PLR-7.25%	129.20	129.20	296.45
Term Loan from Saraswat bank (Account No.91000000043506)	PLR-7.25%	95.76	111.57	207.33
Term Loan from Saraswat bank (Account No.91000000043515) (Foreign Currency Term Loan)	SOFR + 200bps	91.61	98.40	175.60
Term Loan from Saraswat bank (Account No.91000000075908)	PLR-7.25%	90.66	429.90	502.85
Term Loan from Saraswat bank (Account No.91000000075910)	PLR-7.25%	120.24	549.42	501.48
Term Loan from Saraswat bank (Account No.91000000098280)	PLR-7.25%	40.00	895.71	77.50
Term Loan from Saraswat bank (Account No.91000000098287)	PLR-7.25%	75.00	1,883.32	289.94
Term Loan from Saraswat bank (Account No.91000000107481)	PLR-7.25%	11.00	1,500.00	589.62
Term Loan from Saraswat bank (Account No.91000000108649)	PLR-7.25%	24.00	3,265.24	857.07
Term Loan from Saraswat bank (Account No.91000000110242)	PLR-7.25%	11.00	1,500.00	131.49
Vehicle loan 1 from Saraswat Bank (Account No.91000000076894)	8.20%	13.45	13.45	30.13
Vehicle loan 2 from Saraswat Bank (Account No.91000000106288)	8.55%	4.39	19.53	23.56
Vehicle loan 3 from Saraswat Bank (Account No.91000000106390)	8.55%	2.39	10.66	12.86
Vehicle loan from ICICI Bank Ltd (Account No. LAKPR00041944471)	8.30%	-	-	1.94
Term Loan from HDFC Bank (Account No.007LN76252740001)	7.85%	166.63	3,437.94	-
		1,349.50	14,742.18	5,037.98
Less: Current maturities of non current borrowings			1,349.50	1,051.88
Sub Total	Sub total (a)		13,392.68	3,986.10
UNSECURED LOANS				
Deposits from Directors, relatives of Directors, members and other body corporates		171.00	507.50	637.50
Sub Total	Sub total		507.50	637.50
Less: Current maturities of non current borrowings			171.00	160.00
Sub Total	Sub total (b)		336.50	477.50
PREFERENCE SHARE CAPITAL		-	1,071.00	1,071.00
		1,520.50	14,800.18	5,534.60

NOTES TO CONSOLIDATED FINANCIAL STATEMENTS

For The Year Ended March 31, 2026

Principal terms, security and repayment schedule of long term secured loans

Vehicle Loan 1 from Saraswat Bank sanctioned amount ₹49.15 lakhs is secured by hypothecation of Vehicles, which is repayable in 36 monthly instalments and last instalment is falling due on 22nd December 2026. Rate of Interest 8.20% p.a.

Vehicle Loan 2 from Saraswat Bank sanctioned amount ₹23.90 lakhs is secured by hypothecation of Vehicles, which is repayable in 60 monthly instalments and last instalment is falling due on 20th February 2030. Rate of Interest 8.55% p.a.

Vehicle Loan 3 from Saraswat Bank sanctioned amount ₹13.05 lakhs is secured by hypothecation of Vehicles, which is repayable in 60 monthly instalments and last instalment is falling due on 20th February 2030. Rate of Interest 8.55% p.a.

Vehicle Loan from ICICI Bank Ltd. Sanctioned amount ₹24.31 lakhs is secured by hypothecation of Vehicles, which is repayable in 60 monthly instalments and last instalment was paid as on 15th July 2025. Rate of Interest 8.30% p.a.

Deposits accepted during the year from Directors, relatives of Directors, members and other body corporates and are repayable on maturity @ 9% p.a.- 11% p.a. interest (Previous Year 9% p.a.- 11% p.a.)

Name of Bank	Loan Aailed / Sanctioned (₹ in lakhs)	Repayment Details	Last Instalment
Term Loan from IndusInd Bank (Account No.510003494282)	1,275.59	16 Quarterly Instalments of ₹ 79.72 Lakhs each	₹79.72 Lakhs during Jan 2027

This loan was secured by hypothecation of plant & machineries, and equitable mortgage of factory land and building. Charge over current assets was created as Collateral security. First Pari passu charge on entire fixed assets (Both Present and Future) of the holding company with Saraswat Co-operative Bank Ltd & HDFC Bank and second Pari passu charge on hypothecation of entire current assets.

Name of Bank	Loan Aailed / Sanctioned (₹ in lakhs)	Repayment Details	Last Instalment
Term Loan from IndusInd Bank (Account No. 510100000562)	637.18	20 Quarterly Instalments of ₹31.86 lakhs each	₹31.86 Lakhs during May 2030

This loan was secured by hypothecation of Solar power plant at Village Sayane BK, Taluka Malegaon, District Nashik, First Pari passu charge on entire fixed assets (Both Present and Future) at C-18, MIDC, Kagal of the holding company with Saraswat Co-operative Bank Ltd & HDFC Bank and second Pari passu charge on hypothecation of entire current assets of the holding company with Saraswat Co-operative Bank Ltd and HDFC Bank as Collateral security.

NOTES TO CONSOLIDATED FINANCIAL STATEMENTS

For The Year Ended March 31, 2026

Name of Bank	Loan Availed / Sanctioned (₹/ US \$ in lakhs)	Repayment Details	Last Instalment
Term Loan from Saraswat bank (Account No.91000000043487)	132.46	57 Monthly instalments of ₹2.32 Lakhs each	₹2.54 Lakhs during July 27
Term Loan from Saraswat bank (Account No.91000000043500)	580.00	35 Monthly instalments of ₹16.10 Lakhs each & 1 instalment of ₹16.50 Lakhs	₹16.50 Lakhs during Nov. 26
Term Loan from Saraswat bank (Account No.91000000043506)	438.75	55 Monthly instalments of ₹7.98 Lakhs each	₹7.83 Lakhs during May 27
Term Loan from Saraswat bank (Account No.91000000043515) (Foreign Currency Term Loan)	US \$ 4.46	55 Monthly instalments of US \$ 0.081 Lakhs each	US \$ 0.07 Lakhs during Apr 27
Term Loan from Saraswat bank (Account No.91000000075908)	543.22	71 Monthly instalments of ₹7.56 Lakhs each & 1 Monthly Instalment of ₹ 6.82 lakhs	₹6.82 Lakhs during Dec. 30
Term Loan from Saraswat bank (Account No.91000000075910)	722.00	71 Monthly instalments of ₹10.02 Lakhs each & 1 Monthly Instalment of ₹10.58 lakhs	₹10.58 Lakhs during Dec. 30
Term Loan from Saraswat bank (Account No.91000000098280)	1,100.00	1) 8 Monthly instalments of ₹8 lakhs each 2) 12 Monthly instalments of ₹9 lakhs each 3) 12 Monthly instalments of ₹17 lakhs each 4) 24 Monthly instalments of ₹20 lakhs each 5) 4 Monthly instalments of ₹61 lakhs each	₹61 lakhs during Oct'31

These loans were secured by hypothecation of plant & machineries, tools, Equipment & Other fixed assets and equitable mortgage of factory land and building at C-18, Kagal location. Charge over current assets was created as Collateral security. First Pari passu charge on entire fixed assets (Both Present and Future) of the holding company with IndusInd Bank Ltd & HDFC Bank and second Pari passu charge on hypothecation of entire current assets at Kagal Location.

Name of Bank	Loan Availed / Sanctioned ₹ in lakhs	Repayment Details	Last Instalment
Term Loan from Saraswat bank (Account No.91000000098287)	2100	1) 8 Monthly instalments of ₹15 lakhs each 2) 12 Monthly instalments of ₹17 lakhs each 3) 12 Monthly instalments of ₹33 lakhs each 4) 24 Monthly instalments of ₹39 lakhs each 5) 4 Monthly instalments of ₹111 lakhs each	₹111 lakhs during Oct'31

This loan was secured by hypothecation of Solar power plant at Mouje Rajuri, Sangola, Solapur

NOTES TO CONSOLIDATED FINANCIAL STATEMENTS

For The Year Ended March 31, 2026

Name of Bank	Loan Availed / Sanctioned ₹ in lakhs	Repayment Details	Last Instalment
Term Loan from Saraswat bank (Account No.910000000107481)	1,500.00	1) 8 Monthly instalments of ₹11 lakhs each 2) 12 Monthly instalments of ₹12 lakhs each 3) 12 Monthly instalments of ₹24 lakhs each 4) 24 Monthly instalments of ₹28 lakhs each 5) 4 Monthly instalments of ₹77 lakhs each	₹77 lakhs during March 32
Term Loan from Saraswat bank (Account No.910000000108649)	3,300.00	1) 8 Monthly instalments of ₹24 lakhs each 2) 12 Monthly instalments of ₹26 lakhs each 3) 12 Monthly instalments of ₹52 lakhs each 4) 24 Monthly instalments of ₹61 lakhs each 5) 4 Monthly instalments of ₹177 lakhs each	₹177 lakhs during March 32
Term Loan from Saraswat bank (Account No.910000000110242)	1,500.00	1) 8 Monthly instalments of ₹11 lakhs each 2) 12 Monthly instalments of ₹12 lakhs each 3) 12 Monthly instalments of ₹24 lakhs each 4) 24 Monthly instalments of ₹28 lakhs each 5) 4 Monthly instalments of ₹77 lakhs each	₹77 lakhs during March 32

These loans were secured by hypothecation of plant & machineries, tools, Equipment & Other fixed assets and prime cum collateral equitable mortgage of factory land and building at F-6, Kagal location.

Name of Bank	Loan Availed / Sanctioned ₹ in lakhs	Repayment Details	Last Instalment
Term Loan from HDFC Bank (Account No.007LN76252740001)	3700	84 Equated Monthly Instalments of ₹57.85 lakhs	₹57.85 lakhs during Oct 33

This loan were secured by first Pari Passu charge on entire fixed assets movable & immovable, both present & future, financed by HDFC Bank, situated at C-18 and at F-6 & F-7/2, Kagal, Kolhapur and second pari passu charge on entire current assets as a collateral security.

NOTES TO CONSOLIDATED FINANCIAL STATEMENTS

For The Year Ended March 31, 2026

Net Debt Reconciliation

This section sets out an analysis of net debt and the movements in net debt for the year ended March 31, 2026.

₹ in Lakhs

Particulars	As at March 31, 2026	As at March 31, 2025
Cash and Cash Equivalents	33.34	186.08
Non-Current Borrowings	(14,800.18)	(5,534.59)
Current Borrowings	(10,239.08)	(10,069.74)
Total	(25,005.92)	(15,418.26)

₹ in Lakhs

Particulars	Cash & Cash Equivalents	Borrowings	Total
Net Debt As on April 1, 2024	406.43	7,993.34	7,586.91
Cash Flows	(220.35)	7,552.89	7,332.54
Foreign Exchange Adjustment	-	60.56	60.56
Interest paid	-	(1,341.29)	(1,341.29)
Interest and Other Expenses	-	1,779.54	1,779.54
Net Debt As on March 31, 2025	186.08	16,045.04	15,418.26
Cash Flows	(152.74)	9,434.93	9,282.19
Foreign Exchange Adjustment	-	15.89	15.89
Interest paid	-	(1,775.72)	(1,775.72)
Interest and Other Expenses	-	2,065.30	2,065.30
Net Debt As on March 31, 2026	33.34	25,785.44	25,005.92

- Borrowings are measured initially fair value thereafter at amortised cost.
- There is no continuing default, as at the balance sheet date, in repayment of any of the above loans & interest thereon.
- For explanations on the group's Interest risk, foreign currency risk and liquidity risk management processes, refer to Note 38A
- Quarterly returns or statements filed with bank are reconciled/reconfirmed with the books of accounts.

NOTE 12a: Disclosure pertaining to Preference share capital

Authorised share capital - Preference shares of ₹ 100 each

₹ in Lakhs

Particulars	No. of shares	Amount
At April 1, 2024	13,00,000	1,300.00
Increase/(decrease) during the year	-	-
At March 31, 2025	13,00,000	1,300.00
Increase/(decrease) during the year	-	-
At March 31, 2026	13,00,000	1,300.00

Issued and subscribed share capital Preference shares of ₹ 100 each

₹ in Lakhs

Particulars	No. of shares	Amount
At April 1, 2024	10,71,000	1,071.00
Increase/(decrease) during the year	-	-
At March 31, 2025	10,71,000	1,071.00
Increase/(decrease) during the year	-	-
At March 31, 2026	10,71,000	1,071.00

NOTES TO CONSOLIDATED FINANCIAL STATEMENTS

For The Year Ended March 31, 2026

Each Share shall confer on the holders thereof, the right to a fixed preferential dividend from the date of allotment, at a rate of 10%, on the capital for the time being paid up or credited as paid up thereon.

With effect from April 1, 2019 Preference Shares class was changed from Non - cumulative to Cumulative.

Each share has priority to the equity share of the holding company, but shall not confer any further or other right to participate either in profits or assets of the group.

The shares are redeemable at any time after completion of one year but within twenty years from the date of allotment.

Number of Shares held by each shareholder holding more than 5% Shares in the holding company

Name of the Shareholder	As At 31 March 2026		As at 31 March 2025	
	No. of shares	% of share-holding	No. of shares	% of share-holding
S. B. Reshellers Pvt. Ltd.	5,96,000	55.65%	5,96,000	55.65%
The Ugar Sugar Works Ltd	4,75,000	44.35%	4,75,000	44.35%

Reconciliation of Share Capital

₹ in Lakhs

Particulars	As At 31 March 2026		As at 31 March 2025	
	No. of shares	Amount	No. of shares	Amount
Number of shares outstanding as at the beginning of the year	10,71,000	1,071.00	10,71,000	1,071.00
Add: No. of shares issued during the year	-	-	-	-
Less: Number of shares redeemed during the year	-	-	-	-
Number of shares outstanding as at the end of the year	10,71,000	1,071.00	10,71,000	1,071.00

Promoters' shareholding in holding company

As At 31 March 2026

Name of Promoter Shareholder	No. of shares	% of share-holding	% change during the year
S. B. Reshellers Pvt. Ltd.	596,000	55.65%	-

As At 31 March 2025

Name of Promoter Shareholder	No. of shares	% of share-holding	% change during the year
S. B. Reshellers Pvt. Ltd.	596,000	55.65%	-

NOTE 13: FINANCIAL LIABILITIES : OTHERS (NON CURRENT)

₹ in Lakhs

Particulars	As at March 31, 2026	As at March 31, 2025
1. Deposits from contractors and others	0.62	0.62
Total	0.62	0.62

Notes :

- Other financial liabilities are measured at amortised cost.
- For explanations on the group's Interest risk, Foreign currency risk and liquidity risk management processes, refer to Note 38A

NOTES TO CONSOLIDATED FINANCIAL STATEMENTS

For The Year Ended March 31, 2026

NOTE 14: LONG-TERM PROVISIONS

₹ in Lakhs

Particulars	As at March 31, 2026	As at March 31, 2025
1. Provision for employee benefits		
a. Provision for Compensated absences	79.53	53.25
	79.53	53.25
2. Provision for warranty	75.06	71.15
Total	154.59	124.40

Provision for warranty

- a. Warranty is given to customer at the time of sale of castings manufactured. In case of subsequent casting rejections the same are rectified/replaced based on mutual discussion with customer

Movement of warranty provision (Both Long Term & Short Term)

₹ in Lakhs

Particulars	Amounts
At April 1, 2024	86.09
Arising during the year	13.53
Utilised	-
Unused amount reversed	-
At March 31, 2025	99.62
Arising during the year	3.90
Utilised	-
Unused amount reversed	-
At March 31, 2026	103.52
Refer Note No 20 for Short Term Provision	

NOTE 15: DEFERRED TAX LIABILITY (NET)

₹ in Lakhs

Particulars	As at March 31, 2026	As at March 31, 2025
1. Deferred Tax Liability		
a. Depreciation	783.24	481.11
b. Other timing Differences	26.53	3.97
c. Share Based Payment Expenses	8.73	-
Total Deferred Tax Liability	818.50	485.08
2. Less : Deferred Tax Assets		
a. Provision for Doubtful debts & advances	0.84	2.08
b. Disallowances u/s 43 B of Income Tax Act	125.23	81.53
Total Deferred Tax Asset	126.07	83.61
Net Deferred Tax Liability/(Assets)	692.43	401.47

NOTES TO CONSOLIDATED FINANCIAL STATEMENTS

For The Year Ended March 31, 2026

1. Reconciliation of deferred tax assets / (liabilities), net

₹ in Lakhs

Particulars	As at March 31, 2026	As at March 31, 2025
Opening balance as of April 1	401.47	78.91
Tax income/(expense) during the year recognised in profit or loss	278.67	316.78
Tax income/(expense) during the year recognised in OCI	12.29	5.78
Closing balance as at 31 March	692.43	401.47

2. The holding company offsets tax assets and liabilities if and only if it has a legally enforceable right to set off current tax assets and current tax liabilities and the deferred tax assets and deferred tax liabilities relate to income taxes levied by the same tax authority.
3. There is no change in the applicable tax rate of 25.168% compare to the previous year (March 31, 2025: 25.168%)

NOTE 16: SHORT TERM BORROWINGS

₹ in Lakhs

Particulars	As at March 31, 2026	As at March 31, 2025
1. Interest bearing borrowings from Banks and Financial Institutions		
a. Cash credit	6,081.24	3,720.71
b. Packing Credit	0.00	971.47
c. Overdraft against FD	0.00	3,455.87
d. Bills Payable	867.04	709.81
e. Supplier Finance Arrangements (SFA)	1,770.30	-
	8,718.58	8,857.87
2. Current Maturities of Long Term Debt		
a. From Banks	1,349.50	1,051.88
b. From Others	171.00	160.00
	1,520.50	1,211.88
Total	10,239.08	10,069.75
Aggregate secured borrowings	8,297.78	9,909.75
Aggregate unsecured borrowings	1,941.30	160.00

1. Borrowings are measured initially at fair value and thereafter at amortised cost
2. Cash Credit from Saraswat Co-Operative Bank, IndusInd Bank & HDFC Bank is secured against Hypothecation of stock, book debts, current and future, and collateral security in nature of equitable mortgage of factory land and building and extended charge on Plant and Machineries of the holding company. The cash credit is repayable on demand and carries rate of interest for Saraswat Co-Operative Bank at PLR-7.25% p.a. and for IndusInd Bank & HDFC Bank at 7.75% p.a.
3. There is no continuing default, as at the balance sheet date, in repayment of any of the above loans & interest thereon.
4. For explanations on the group's Interest risk, foreign currency risk and liquidity risk management processes, refer to Note 38A
5. Quarterly returns or statements filed with bank are reconciled/ reconfirmed with the books of accounts.

NOTES TO CONSOLIDATED FINANCIAL STATEMENTS

For The Year Ended March 31, 2026

6. Supplier Finance Arrangements (SFA) -

The group has entered into certain Supplier Finance Arrangements (SFA) with finance providers during the year.

- The primary objective of these arrangements is to benefit the suppliers with early payments.
- The group doesn't provide any collateral or guarantees to the finance provider.
- Outstanding amount for the same as on March 31, 2026 is ₹1,770.30 Lakhs.
- Payment Terms for the same are 90 days.
- The group has applied transitional relief and accordingly comparative information, wherever applicable, for the above disclosures is not presented in the first year of adoption of the amendment.

7. Refer note no.12 for details of security and repayment terms

NOTE 17: FINANCIAL LIABILITIES : TRADE AND OTHER PAYABLES

₹ in Lakhs

Particulars	As at March 31, 2026	As at March 31, 2025
1. Acceptances	1,833.94	1,584.47
2. Dues to micro enterprises and small enterprises	2,376.78	531.42
3. Dues to Medium enterprises	694.89	532.04
4. Dues to other than micro, small and medium enterprises	2,184.17	3,333.06
Total	7,089.78	5,980.99

- For Measurement of Trade and other payable refer note 33.17
- For explanations on the group's Foreign currency risk and liquidity risk management processes, refer to Note 38A

Disclosure requirement for Current Trade payables

₹ in Lakhs

Particulars	Not due	Outstanding for following periods from due date of payment				Total
		Less Than 1 year	1-2 Years	2-3 Years	More than 3 years	
As at March 31, 2026						
1. Due to MSME						
a) external parties	1,550.13	1,436.65	-	-	-	2,986.78
b) related parties	24.51	60.21	-	-	-	84.72
2. Acceptances	523.64	1,310.30	-	-	-	1,833.94
3. Others						
a) external parties	919.08	1,265.09	-	-	-	2,184.17
b) related parties	-	-	-	-	-	-
4. Disputed Dues - MSME	-	-	-	-	-	-
5. Disputed Dues - Others	-	-	-	-	-	-
Total	3,017.36	4,072.25	-	-	-	7,089.61

NOTES TO CONSOLIDATED FINANCIAL STATEMENTS

For The Year Ended March 31, 2026

₹ in Lakhs

Particulars	Not due	Outstanding for following periods from due date of payment				Total
		Less Than 1 year	1-2 Years	2-3 Years	More than 3 years	
As at March 31, 2025						
1. Due to MSME						
a) external parties	837.92	225.48	-	-	-	1,063.40
b) related parties	0.06	-	-	-	-	0.06
2. Acceptances	1,571.96	12.51	-	-	-	1,584.47
3. Others						
a) external parties	2,785.74	467.38	-	-	-	3,253.12
b) related parties	79.94	-	-	-	-	79.94
4. Disputed Dues - MSME	-	-	-	-	-	-
5. Disputed Dues - Others	-	-	-	-	-	-
Total	5,275.62	705.37	-	-	-	5,980.99

Terms and conditions of the above Trade payables:

Trade payables including related parties are non-interest bearing and having average term of 6 months except retention money payable.

NOTE 18: FINANCIAL LIABILITIES : OTHER (CURRENT)

₹ in Lakhs

Particulars	As at March 31, 2026	As at March 31, 2025
1. Unclaimed dividends	0.31	-
2. Interest accrued but not due on borrowings	33.07	10.13
3. Payable for capital purchases	1,898.21	239.95
a. To MSME	1,327.84	35.14
b. To Others	570.37	204.80
4. Employee benefits payable	301.12	361.22
5. Retention money - Contractors	115.49	13.53
6. Other financial liabilities	419.11	302.36
7. Preference Dividend Payable	107.10	107.10
Total	2,874.41	1,034.28

- For Measurement of other financial liabilities refer note 33.17
- For explanations on the group's Interest risk, Foreign currency risk and liquidity risk management processes, refer to Note 38A

NOTE 19: OTHER CURRENT LIABILITIES

₹ in Lakhs

Particulars	As at March 31, 2026	As at March 31, 2025
1. Advance from customers	123.45	169.91
2. Statutory dues including provident fund and tax deducted at source	64.35	68.39
Total	187.80	238.31

NOTES TO CONSOLIDATED FINANCIAL STATEMENTS

For The Year Ended March 31, 2026

NOTE 20: SHORT-TERM PROVISIONS

₹ in Lakhs

Particulars	For the year ended	
	March 31, 2026	March 31, 2025
1. Provision for employee benefits		
a. Provision for gratuity	85.58	5.73
b. Provision for Compensated absences	14.54	14.71
	100.12	20.44
2. Provision for warranty	28.46	28.47
Total	128.58	48.91

1. Provision for employee benefits

a. Gratuity

The group provides gratuity for employees as per applicable New Wages code. The amount of gratuity is payable on retirement or termination whichever is earlier. The level of benefits provided depends on the member's length of service and salary at retirement age. The gratuity plan is funded plan.

b. Compensated absences

The leave obligation cover the group's liability for earned leaves. Also refer Note 36 for detailed disclosure.

2. Provision for warranty

Refer Note No 14 for Movement in Warranty Provision

NOTE 21: REVENUE FROM OPERATIONS

₹ in Lakhs

Particulars	For the year ended	
	March 31, 2026	March 31, 2025
1. Revenue from Contract with Customers		
a. Sale of products		
i. Windmill Castings	22,333.04	25,000.88
ii. Other Castings	13,714.09	10,487.91
b Sale of Services	0.11	12.42
Total Revenue from Contract with Customers	36,047.24	35,501.21
2. Other Operating Revenues		
a. Sale of Pattern	328.32	453.23
b. Export Incentive	249.79	236.37
c. Sale of Scrap	16.59	36.10
	594.70	725.70
Total	36,641.94	36,226.90

Details of revenue contributed by single customer that exceeds 10% of total revenue:

Name of the Customer	2025-26	2024-25
1. Vestas Nacelles America Inc.	24.41%	25.35%
2. Vestas Wind Technology India Pvt. Ltd.	15.57%	21.99%
3. Flender Drives Pvt Ltd	9.72%	10.91%

NOTES TO CONSOLIDATED FINANCIAL STATEMENTS

For The Year Ended March 31, 2026

NOTE 22: OTHER INCOME

₹ in Lakhs

Particulars	For the year ended	
	March 31, 2026	March 31, 2025
1. Interest Income		
a. On Income Tax and Sales Tax and VAT Refund	7.94	2.24
b. On Bank Deposits	220.14	115.41
	228.07	117.65
2. Other		
a. Net foreign currency exchange gain on transactions	605.47	16.02
b. Fair Value Changes in Financial Liabilities (FVTPL)	13.94	-
c. Dividend Received	0.04	0.04
d. Gain on disposal of property, plant and equipment	9.67	0.35
e. Provision no Longer required written back	10.68	-
f. Other recoveries	127.55	
g. Credit Balance written back	0.00	7.34
	767.34	23.75
Total	995.42	141.40

NOTE 23: COST OF RAW MATERIALS CONSUMED

₹ in Lakhs

Particulars	For the year ended	
	March 31, 2026	March 31, 2025
1. Raw materials consumed	14,289.81	13,531.77
2. Pattern Material Consumed	265.44	459.35
Total	14,555.25	13,991.12

NOTE 24: CHANGES IN INVENTORIES OF FINISHED GOODS, WORK-IN-PROGRESS

₹ in Lakhs

Particulars	For the year ended	
	March 31, 2026	March 31, 2025
1. Opening inventory (A)		
a. Work-in-process	3,190.73	3,183.36
b. Finished goods	315.50	382.49
c. Finished goods in Transit	325.41	580.79
	3,831.64	4,146.65
2. Closing Inventory (B)		
a. Work-in-process	3,643.47	3,190.73
b. Finished goods	352.52	315.50
c. Finished goods in Transit	177.79	325.41
	4,173.78	3,831.64
Changes in inventory (A - B)	(342.14)	315.01

NOTES TO CONSOLIDATED FINANCIAL STATEMENTS

For The Year Ended March 31, 2026

NOTE 25: EMPLOYEE BENEFITS EXPENSE

₹ in Lakhs

Particulars	For the year ended	
	March 31, 2026	March 31, 2025
1. Salaries, wages, bonus, commission, etc.	1,522.92	1,380.60
2. Wages Contract Labour	1,679.79	1,426.80
3. Gratuity (Refer note no.36)	92.22	32.13
4. Contribution to provident and other funds (Refer note no.36)	74.64	63.72
5. Welfare and training expenses	101.11	66.58
6. Share Based Payment Expenses (Refer note no.47)	34.68	-
Total	3,505.36	2,969.83

NOTE 26: FINANCE COSTS

₹ in Lakhs

Particulars	For the year ended	
	March 31, 2026	March 31, 2025
1. Interest Expense		
a. Interest on Term Loan, CC and Bill discounting etc.	1,768.44	1,304.22
b. Preference Dividend on Redeemable Preference Shares	107.10	107.10
c. Net Interest expense/(income) on defined benefit obligation (Refer note 36)	(0.30)	0.24
d. Interest expense - others	30.22	13.00
	1,905.46	1,424.56
2. Other borrowing cost		
a. Bank Commission & Charges	86.32	93.65
b. Bank LC Charges	57.89	46.76
c. Bank Processing Charges	28.95	4.26
	173.16	144.67
Total	2,078.61	1,569.23

NOTE 27: DEPRECIATION AND AMORTIZATION EXPENSE

₹ in Lakhs

Particulars	For the year ended	
	March 31, 2026	March 31, 2025
1. Depreciation and amortization expense		
a. Depreciation on Property, Plant and Equipment	1,965.99	1,257.27
b. Amortization on Right of use Assets	8.26	5.37
c. Amortization of Intangible assets	58.62	39.45
Total	2,032.87	1,302.09

NOTES TO CONSOLIDATED FINANCIAL STATEMENTS

For The Year Ended March 31, 2026

NOTE 28: OTHER EXPENSES

₹ in Lakhs

Particulars	For the year ended	
	March 31, 2026	March 31, 2025
1. Manufacturing expenses		
a. Stores and Spares consumed	4,912.44	4,450.17
b. Power and fuel	2,964.92	2,765.78
c. Machinery spares	63.28	97.48
d. Repairs to machinery	86.79	75.79
e. Repairs to Building	18.51	23.04
f. Repairs to Others	27.72	56.10
g. Outside Labour Charges	4,327.17	4,117.21
h. Others manufacturing expenses	190.39	124.34
	12,591.22	11,709.91
2. Selling expenses		
a. Freight outward	1,129.32	996.40
b. Packing and forwarding	640.32	504.03
c. Provision for doubtful debts	1.30	1.04
	1,770.94	1,501.47
3. Administration expenses		
a. Rent	113.68	111.30
b. Rates and taxes	25.89	39.46
c. Insurance	50.41	34.74
d. Other repairs and maintenance	51.57	44.40
e. Travelling and conveyance	128.58	77.07
f. Communication expenses	6.52	5.95
g. Printing and stationery	9.94	5.10
h. Fair Value Changes in Financial Liabilities (FVTPL)	-	28.84
i. Professional charges	82.29	55.80
j. Auditor's remuneration		
i. Statutory Audit Fees	3.48	3.00
ii. Limited Review Fees	0.60	0.60
iii. Certification Charges	0.25	0.07
iv. Reimbursement of Expenses	0.13	0.04
k. Spend on CSR activities (Refer note 41)	26.50	14.50
l. Director's Sitting Fees	3.20	3.40
m. Miscellaneous expenses	31.72	27.55
n. Staff & Guest Expenses	34.48	22.22
o. Garden Expenses	0.60	0.60
p. Security Charges	54.89	36.41
	624.73	511.05
Total	14,986.89	13,722.43

NOTES TO CONSOLIDATED FINANCIAL STATEMENTS

For The Year Ended March 31, 2026

NOTE 29: OTHER COMPREHENSIVE INCOME NOT TO BE RECLASSIFIED TO PROFIT OR LOSS IN SUBSEQUENT PERIODS

₹ in Lakhs

Particulars	For the year ended	
	March 31, 2026	March 31, 2025
1. Re-measurement gains / (losses) on defined benefit plans	48.84	22.95
2. Income tax effect on above	(12.29)	(5.78)
Total	36.55	17.17

NOTE 30 : INCOME TAX AND DEFERRED TAX

(1) The major components of income tax expense for the period ended 31 March 2026 and 31 March 2025 are:

(a) Profit or loss

₹ in Lakhs

Particulars	As at March 31, 2026	As at March 31, 2025
Current income tax:		
Current income tax charge	41.00	518.76
Adjustments of tax relating to earlier periods	(30.22)	(25.77)
Deferred tax:		
Relating to origination and reversal of temporary differences	278.67	316.78
Income tax expense reported in the statement of profit or loss	289.45	809.77

(b) Other Comprehensive Income

Deferred tax related to items recognised in OCI during the year: ₹ in Lakhs

Particulars	As at March 31, 2026	As at March 31, 2025
Income tax charged to OCI	(12.29)	(5.78)

(c) Reconciliation of tax expense and the accounting profit multiplied by India's domestic tax rate for March 31, 2026 and March 31, 2025

₹ in Lakhs

Particulars	As at March 31, 2026	As at March 31, 2025
Accounting profit before tax	755.27	2,498.59
At statutory income tax rate of 25.168% (a)	190.09	628.84
Adjustments		
Preference Dividend Expense	26.95	26.95
Other Disallowance	72.41	153.98
Total (b)	99.36	180.93
Tax expenses at effective rate (a+b)	289.45	809.77
Total Tax expense as per books	289.45	809.77

The companies effective tax rates for the year ended March 31, 2026 is 38.32% and March 31, 2025 is 32.41%.

NOTES TO CONSOLIDATED FINANCIAL STATEMENTS

For The Year Ended March 31, 2026

(2) Movement in deferred tax

(a) Deferred tax relates to the following: (DTL)/DTA

₹ in Lakhs

Particulars	As at March 31, 2026	As at March 31, 2025
Property, plant and equipment (Depreciation)	(783.24)	(457.75)
Employee benefits - compensated absences	125.33	81.53
Provision for doubtful debts and advances	0.84	2.08
Others - DTA/(DTL)	(35.26)	(27.33)
Net deferred tax (liabilities)/ assets	(692.33)	(401.47)

₹ in Lakhs

Particulars	As at March 31, 2026	As at March 31, 2025
Property, plant and equipment (Depreciation)	325.49	305.15
Employee benefits - compensated absences	(43.70)	(6.01)
Provision for doubtful debts and advances	1.24	1.95
Carry Forward Loss	-	-
Others - DTA/(DTL)	(4.36)	15.69
Deferred tax expense/(income)	278.67	316.78

(b) Reflected in balance sheet as

₹ in Lakhs

Particulars	As at March 31, 2026	As at March 31, 2025
Deferred tax asset	126.17	83.61
Deferred tax liability	(818.50)	(485.08)
Net Deferred tax asset/(liability)	(692.33)	(401.47)

(3) Movement in current tax

(a) Details of Current Tax

₹ in Lakhs

Particulars	As at March 31, 2026	As at March 31, 2025
Non Current tax (asset)/ liability as at beginning of period	(106.44)	(12.00)
Add : Refund Received during the year	144.28	60.94
Less : TDS credit of previous year	(284.06)	(155.38)
Current and Non Current tax (asset)/ liability as at end of period	(246.22)	(106.44)

(b) Reflected in balance sheet as

₹ in Lakhs

Particulars	As at March 31, 2026	As at March 31, 2025
Provision for income tax	41.00	518.75
Current advance tax	(287.22)	(625.19)
Non- current advance tax (net of provision)	-	-
Total	(246.22)	(106.44)

NOTES TO CONSOLIDATED FINANCIAL STATEMENTS

For The Year Ended March 31, 2026

NOTE 31. CORPORATE INFORMATION

Synergy Green Industries Limited ("the holding company") and Synergy Green Industries Limited ESOP Trust (SGIL ESOP Trust) (collectively referred as the group). The holding company is a public limited Company. The holding company was incorporated in 2010 and is listed on BSE & NSE. The group has its corporate office situated at 392, E ward, Shahupuri, Kolhapur-416001 and the works is situated at Kagal - Hatkanangale Five Star Industrial Area, Kolhapur-416216.

The holding company is engaged in the business of foundry i.e., manufacturing of wind turbine casting and other large precision castings and machining.

The holding company started as a green field foundry project during 2011 and entered in commercial operation in June 2012.

NOTE 32. STATEMENT OF COMPLIANCE

The financial statements have been prepared in accordance with the Indian Accounting Standards (referred to as "Ind AS") prescribed under Section 133 of the Companies Act, 2013 read with Companies (Indian Accounting Standards) Rules, as amended from time to time and other relevant provisions of the Act.

NOTE 33. MATERIAL ACCOUNTING POLICIES

NOTE 33.1. Basis of preparation

The Consolidated financial statements have been prepared in accordance with Indian Accounting Standards ("IndAS") as issued under the Companies (Indian Accounting Standards) Rules, 2015 (as amended till date)

The Consolidated financial statements were authorized for issue by the Board of Directors as on 19th May, 2026.

Principles of Consolidation

The Company consolidates all entities which are controlled by it.

The Consolidated Financial Statement comprise the financial statements of the Company and its controlled entity as at 31st March 2026.

Consolidated financial statements are prepared using uniform accounting policies for like transactions and other events in similar circumstances. If a member of the group uses accounting policies other than those adopted in the consolidated financial statements, appropriate adjustments are made to that group member's financial statements in preparing the consolidated financial statements to ensure conformity with the group's accounting policies.

The Company establishes control when; it has power over the entity, or has rights, to variable returns from its involvement with the entity and has the ability to affect the entity's returns by using its power over relevant activities of the entity.

Entities controlled by the Company are consolidated from the date control commences until the date control ceases.

The financial statements of the Group entities are consolidated on a line-by-line basis and all inter-company transactions, balances, income and expenses are eliminated in full on consolidation.

Consolidated financial statements present assets, liabilities, equity, income, expenses and cash flows of the parent and its controlled entity as those of a single economic entity. In preparing these consolidated financial statements, below key consolidation procedures are followed:

- a) Combine like items of assets, liabilities, equity, income, expenses and cash flows of the parent with those of its controlled entity. For this purpose, assets, liabilities, equity, income, expenses and cash flows of controlled entity are based on the amounts of the assets and liabilities determined as per policy and recognised in the consolidated financial statements at the acquisition date.
- b) Eliminate in full intragroup assets and liabilities, equity, income, expenses and cash flows relating to transactions between entities of the group. Profits or losses resulting from intragroup transactions that are recognised in assets, such as inventory and fixed assets, are eliminated in full. Intragroup losses may indicate an impairment that requires recognition in the consolidated financial statements. Ind AS 12 Income Taxes applies to temporary differences that arise from the elimination of profits and losses resulting from intragroup transactions.

NOTES TO CONSOLIDATED FINANCIAL STATEMENTS

For The Year Ended March 31, 2026

Particulars of entities which have been considered in the preparation of the consolidated financial statements:

Name of Entity	% of control	Consolidated As
Synergy Green Industries Limited ESOP Trust	100%	Controlled entity

NOTE 33.2. Basis of measurement

The Consolidated financial statements have been prepared under the historical cost convention with the exception of certain assets and liabilities that are required to be carried at fair value by Ind AS.

Fair value is the price that would be received to sell an asset or paid to transfer a liability in an orderly transaction between market participants at the measurement date.

NOTE 33.3. Functional and presentation currency

These Consolidated financial statements are presented in Indian Rupees (INR), which is the group's functional currency. All financial information is presented in INR rounded to the nearest Lakhs except share and per share data, unless otherwise stated.

Exchange differences are recognized in the Statement of Profit and Loss except to the extent, exchange differences which are regarded as an adjustment to interest costs on foreign currency borrowings, are capitalized as part of borrowing costs.

NOTE 33.4. Significant accounting judgments, estimates and assumptions

The preparation of Consolidated financial statements in conformity with Ind AS requires the management to make judgments, estimates and assumptions that affect the reported amounts of revenue, expenses, current assets, non-current assets, current liabilities, noncurrent liabilities and disclosure of the contingent liabilities at the end of each reporting period. Although these estimates are based on management's best knowledge of current events and actions, uncertainty about these assumptions and estimates could result in the outcomes requiring a material adjustment to the carrying value of assets or liabilities in future periods.

This note provides an overview of the areas that involve a higher degree of judgment or complexity, and of items which are more likely to be materially adjusted due to estimates and assumptions turning out to be different than those originally assessed.

Estimates and underlying assumptions are reviewed on an ongoing basis. Revisions to accounting estimates are recognised in the period in which the estimate is revised and future periods affected.

Critical estimates and judgments

The areas involving critical estimates or judgments are:

1. Estimation of defined benefit obligation – Refer note 36

The cost of the defined benefit gratuity plan and the present value of the gratuity obligation are determined using actuarial valuations. An actuarial valuation involves making various assumptions that may differ from actual developments in the future. These include the determination of the discount rate; future salary increases and mortality rates, attrition rate etc. Due to the complexities involved in the valuation and its long-term nature, a defined benefit obligation is highly sensitive to changes in these assumptions. All assumptions are reviewed at each reporting date.

The parameter most subject to change is the discount rate. In determining the appropriate discount rate for plans operated in India, the management has referred the interest rates of government bonds in currencies consistent with the currencies of the post-employment benefit obligation after due consideration of the actuarial valuation report.

The mortality rate is based on publicly available mortality tables which tend to change only at interval in response to demographic changes. Future salary increases and gratuity increases are based on past historical average and future expectation of inflation rates.

Further details about gratuity obligations are given in Note 36.

NOTES TO CONSOLIDATED FINANCIAL STATEMENTS

For The Year Ended March 31, 2026

2. Impairment - Refer no. 33.16

The group estimates the value in use of the cash generating unit (CGU) based on future cash flows after considering current economic conditions and trends, estimated future operating results and growth rates and anticipated future economic and regulatory conditions. The estimated cash flows are developed using internal forecasts. The cash flows are discounted using a suitable discount rate in order to calculate the present value.

The impairment provisions for financial assets disclosed are based on assumptions about risk of default and expected loss rates. The group uses judgment in making these assumptions and selecting the inputs to the impairment calculation, based on the group's past history, existing market conditions as well as forward looking estimates at the end of each reporting period.

3. **Deferred tax assets** are recognized for all deductible temporary differences including the carry forward of unused tax credits and any unused tax losses. Deferred tax assets are recognized to the extent that it is probable that taxable profit will be available against which the deductible temporary differences, and the carry forward of unused tax credits and unused tax losses can be utilized.

4. **Lease term** - The group has applied provisions of Ind AS 116 effective from its date of implementation of Ind AS. The said standard provides for certain recognition exemptions for short term leases as well as provides for certain criteria when the lease contracts are non-enforceable. The determination of lease term for the purpose of availing such exemptions and evaluation of such criteria for non-enforceability of a contract involves significant judgment.

Current versus non-current classification

The group presents assets and liabilities in the balance sheet based on current/ non-current classification.

An asset is current when it is:

- Expected to be realised or intended to sold or consumed in normal operating cycle
- Held primarily for the purpose of trading
- Expected to be realised within twelve months after the reporting period, or
- Cash or cash equivalent unless restricted from being exchanged or used to settle a liability for at least twelve months after the reporting period

All other assets are classified as non-current.

A liability is current when:

- It is expected to be settled in normal operating cycle
- It is held primarily for the purpose of trading
- It is due to be settled within twelve months after the reporting period, or
- The Group does not have the right, at the end of reporting period to defer settlement of liability for atleast 12 months after reporting date.
- The group classifies all other liabilities as non-current.

Deferred tax assets and liabilities are classified as non-current assets and liabilities.

NOTE 33.5. Inventories

- Raw materials, components, stores and spares are valued at cost or net realizable value whichever is lower. Cost includes all cost of purchase and incidental expenses incurred in bringing the inventories to their present location and condition. Cost is ascertained using weighted average method.
- Work-in-process and finished goods are valued at cost or net realisable value whichever is lower. Cost includes direct materials; labour costs and a proportion of manufacturing overheads i.e. cost of conversion. Variable production overheads are allocated to each unit of production on the basis of the actual use of the production facilities. Fixed overheads are allocated based on the normal operating capacity, or actual capacity if actual capacity approximates normal capacity.

NOTES TO CONSOLIDATED FINANCIAL STATEMENTS

For The Year Ended March 31, 2026

- Materials-in-transit are valued at actual cost incurred up to the date of balance sheet.
- Net realizable value is the estimated selling price in the ordinary course of business, less estimated costs of completion and the estimated costs necessary to make the sale.
- Runners and Risers are valued at replacement cost or net realisable value whichever is lower.
- The inventory of patterns purchased and held for sale is valued at lower of cost and net realizable value. The cost comprises of all the costs of purchases and other costs incurred in bringing the inventories to their present location and condition

NOTE 33.6. Cash, balances with bank and short-term Deposits

Cash, balances with bank and short-term Deposits in the balance sheet comprise cash at banks and on hand and highly liquid short-term deposits with an original maturity of three months or less, which are subject to an insignificant risk of changes in value.

NOTE 33.7. Property, plant and equipment

Recognition and measurement

The cost of an item of property, plant and equipment is recognised as an asset if, and only if, it is probable that future economic benefits associated with the item will flow to the entity; and the cost of the item can be measured reliably. This recognition principle is applied to costs incurred initially to acquire an item of property, plant and equipment and also to costs incurred subsequently to add to, replace part of, or service it. All other repair and maintenance costs, including regular servicing, are recognised in the statement of profit and loss as incurred. When a replacement occurs, the carrying value of the replaced part is de-recognised. Where an item of property, plant and equipment comprises major components having different useful lives, these components are accounted for as separate items.

Items of property, plant and equipment are measured at cost of acquisition or deemed cost applied on transition to Ind AS or cost of construction less accumulated depreciation and/or accumulated impairment loss, if any. The cost of an item of property, plant and equipment comprises its purchase price, including import duties and other non-refundable taxes or levies and any directly attributable cost of bringing the asset to its working condition for its intended use by the management; any trade discounts and rebates are deducted in arriving at the purchase price. Borrowing costs directly attributable to the construction of a qualifying asset are capitalised as part of the cost.

Property, plant and equipment under construction are disclosed as capital work-in-progress.

Advances paid towards the acquisition of property, plant and equipment outstanding at each reporting date are disclosed under "Other non-current and current assets".

Assets value up to ₹5,000 are fully depreciated in the year of acquisition.

Subsequent costs

The cost of replacing a part of an item of property, plant and equipment is recognised in the carrying amount of the item if it is probable that the future economic benefits embodied within the part will flow to the group, and its cost can be measured reliably. The carrying amount of the replaced part is derecognized. The costs of the day-to-day servicing of property, plant and equipment are recognised in the statement of profit and loss as incurred.

Disposal

An item of property, plant and equipment is derecognized upon disposal or when no future benefits are expected from its use or disposal. Gains and losses on disposal of an item of property, plant and equipment are determined by comparing the proceeds from disposal with the carrying amount of property, plant and equipment, and are recognised net within other income/expenses in the statement of profit and loss.

NOTES TO CONSOLIDATED FINANCIAL STATEMENTS

For The Year Ended March 31, 2026

• Depreciation

Depreciation is calculated over the depreciable amount, which is the cost of an asset, or other amount substituted for cost, less its residual value. Depreciation is provided on the "Written Down value" Method, as per the useful life of assets prescribed in Part C of Schedule II of Companies Act, 2013 and as per technical evaluation & management's experience, except "Tools and Equipment, & Solar related plant & machinery" which is depreciated using Straight Line Method (SLM).

Life of Dies and Moulds is taken as 8 years; Plant & Machinery and Solar plant is taken as 25 years & Tools & Equipment is taken as 4 years based on technical evaluation.

Depreciation on addition to assets or sale/disposal of assets is calculated pro rata from the date of put to use or up to the date of sale/disposal, as the case may be.

Depreciation is not calculated on capital work in progress until construction or installation is completed and the asset is when it is in the location and condition necessary for it to be capable of operating in the manner intended by management.

The useful lives of assets are reviewed by the management at each financial year end & revised, if appropriate. In case of a revision, the unamortized depreciable amount is charged over the revised useful life of asset

NOTE 33.8. Intangible assets and amortization

• Recognition and measurement

Intangible assets are recognised when it meets the definition of intangible asset and it is probable that the future economic benefits that are attributable to the asset will flow to the group and cost of the asset can be reliably measured.

Intangible assets acquired by the group that have finite useful lives are measured at cost less accumulated amortisation and any accumulated impairment losses. Intangible assets with indefinite useful lives are not amortised, but are tested for impairment annually, either individually or at the cash-generating unit level.

• Subsequent measurement

Subsequent expenditure is capitalised only when such asset meets definition of intangible asset and recognition criteria mentioned above.

• Amortization

Amortisation is calculated over the cost of the asset, or other amount substituted for cost, less residual value of Intangible assets, intangible assets consist of computer software is amortised over a period of three years, and Rights are amortised over a period of 10 years, ATAS software is amortised over a period of 25 years.

NOTE 33.9. Revenue recognition

Revenue is recognized when (or as) a performance obligation is satisfied, at the transaction price. The group uses 5 steps model given by Ind AS 115 i.e. identifying contract, identifying performance obligation, determination of transaction price, allocation of transaction price over performance obligation and recognition of revenue when performance obligation is satisfied. The group's performance obligation is satisfied when it transfers control over a good or service to a customer i.e. when goods/services are delivered/provided to the customer.

Revenue is measured at the transaction price i.e. Consideration to which a group expects to be entitled in exchange for transferring promised goods or services to a customer, excluding amounts collected on behalf of third parties and after considering effect of variable consideration, significant financing component.

For contracts with multiple performance obligations, the transaction price is allocated to different obligations based on their standalone selling price. In such case, revenue recognition criteria are applied for each separately to different performance obligations, in order to reflect the substance of the transaction and revenue is recognised separately for each obligation as and when the recognition criteria for the component is fulfilled.

For contracts that permit the customer to return an item, revenue is recognised to the extent that it is highly probable that a significant reversal in the amount of cumulative revenue recognised will not occur. Amounts included in revenue are net of returns, trade allowances, rebates, goods and service tax.

NOTES TO CONSOLIDATED FINANCIAL STATEMENTS

For The Year Ended March 31, 2026

Trade receivables that do not contain a significant financing component (determined in accordance with Ind AS 115 Revenue from Contracts with Customers) are initially measured at their transaction price.

Other income

Other income comprises of interest income, dividend income, foreign currency gain on financial assets and liabilities, profit on sale of non-financial assets export benefits and fair value changes on financial instruments.

Dividend income is recognised when the group's right to receive the payment is established, which is in the year when shareholders approve the dividend.

Interest income is recognised as it accrues in the statement of profit and loss, using the effective interest method. Export benefits in the form of Duty Draw Back claims are recognised in the statement of profit and loss on the date that the group's right to receive payment is established. The group presents interest income on financial assets at Fair Value through Profit & Loss separately from fair value changes on financials assets.

NOTE 33.10. Finance costs

Finance costs comprise of interest expense on borrowings, and foreign currency loss on financial assets and liabilities, bank charges and commission. Interest expenditure is recognised as it accrues in the statement of profit and loss, using the effective interest method. Other finance cost is recognized as it accrues.

NOTE 33.11. Foreign currencies transactions

The Consolidated financial statements are presented in INR, which is also the group's functional currency.

Transactions and balances

Transactions in foreign currencies are initially recorded at functional currency spot rates at the date the transaction first qualifies for recognition.

Monetary assets and liabilities denominated in foreign currencies are translated at the functional currency spot rates of exchange at the reporting date. Differences arising on settlement of monetary items are recognised in statement of profit or loss.

Non-monetary items that are measured in terms of historical cost in a foreign currency are recognized using the exchange rates at the dates of the initial transactions. Non-monetary items measured at fair value in a foreign currency are translated using the exchange rates at the date when the fair value is determined. The gain or loss arising on translation of non-monetary items measured at fair value is treated in line with the recognition of the gain or loss on the change in fair value of the item (i.e. translation differences on items whose fair value gain or loss is recognised in OCI or profit or loss are also recognised in OCI or profit or loss, respectively).

NOTE 33.12. Employee Benefits

Short Term Employee Benefits

All employee benefits payable wholly within twelve months of rendering the services, cost of bonus and short-term compensated absences, leave travel allowance etc. are recognized in the period in which the employee renders the related service.

Post-Employment Benefits

Defined Contribution Plans

The group has state governed provident fund scheme and employee state insurance scheme as defined contribution plans. The contribution paid/payable under the scheme is recognized during the period in which the employee renders the related service.

Defined Benefit Plans

The employees' gratuity fund scheme is the group's defined benefit plan. The present value of the obligation under such defined benefit plan is determined based on actuarial valuation using the Projected Unit Credit Method, which recognizes each period of service as giving rise to additional unit of employee benefit entitlement and measures each unit separately to build up the final obligation.

NOTES TO CONSOLIDATED FINANCIAL STATEMENTS

For The Year Ended March 31, 2026

The obligation is measured at the present value of the estimated future cash flows. The discount rates used for determining the present value of the obligation under defined benefit plans is based on the interest rates of government bonds in currencies consistent with the currencies of the post-employment benefit obligation after due consideration of the actuarial valuation report, having maturity periods approximating to the terms of related obligations.

Remeasurements, comprising of actuarial gains and losses, the effect of the asset ceiling, excluding amounts included in net interest on the net defined benefit liability and the return on plan assets (excluding amounts included in net interest on the net defined benefit liability), are recognized immediately in the balance sheet with a corresponding debit or credit to retained earnings through OCI in the period in which they occur. Remeasurements are not reclassified to profit or loss in subsequent periods.

Gains or losses on the curtailment or settlement of any defined benefit plan are recognized when the curtailment or settlement occurs. Past service cost is recognized as expenses on a straight-line basis over the average period until the benefits become vested. Net interest is calculated by applying the discount rate to the net defined benefit liability or asset.

Long Term Employee Benefit

The obligation for long term employee benefits such as long-term compensated absences is recognized in the same manner as in the case of defined benefit plans as mentioned above.

Accumulated leaves that are expected to be utilized within the next 12 months are treated as short term employee benefits.

NOTE 33.13. Income Taxes

Current income tax

The income tax expense or credit for the period is the tax payable on the current period's taxable income based on the applicable income tax rate adjusted by changes in deferred tax assets and liabilities attributable to temporary differences and to unused tax losses.

The current income tax charge is calculated on the basis of tax laws enacted or substantially enacted at the end of reporting period. Management periodically evaluates positions taken in tax returns with respect to situation in which applicable tax regulation is subject to interpretation. It establishes provisions where appropriate on the basis of amounts expected to be paid to the tax authorities.

The offset of current tax assets and current tax liabilities if the group has a legally enforceable right to set off the recognised amounts and intends either to settle on a net basis, or to realise the asset and settle the liability simultaneously.

Deferred tax

Deferred tax is provided using the balance sheet method on temporary differences between the tax bases of assets and liabilities and their carrying amounts for financial reporting purposes at the reporting date.

Deferred tax liabilities are recognised for all taxable temporary differences, except:

When the deferred tax liability arises from the initial recognition of goodwill or an asset or liability in a transaction that is not a business combination and, at the time of the transaction, affects neither the accounting profit nor taxable profit or loss.

Deferred tax assets are recognised for all deductible temporary differences, the carry forward of unused tax credits and any unused tax losses. Deferred tax assets are recognised to the extent that it is probable that taxable profit will be available against which the deductible temporary differences, and the carry forward of unused tax credits and unused tax losses can be utilised, except:

When the deferred tax asset relating to the deductible temporary difference arises from the initial recognition of an asset or liability in a transaction that is not a business combination and, at the time of the transaction, affects neither the accounting profit nor taxable profit or loss

NOTES TO CONSOLIDATED FINANCIAL STATEMENTS

For The Year Ended March 31, 2026

The carrying amount of deferred tax assets is reviewed at each reporting date and reduced to the extent that it is no longer probable that sufficient taxable profit will be available to allow all or part of the deferred tax asset to be utilised. Unrecognised deferred tax assets are re-assessed at each reporting date and are recognised to the extent that it has become probable that future taxable profits will allow the deferred tax asset to be recovered.

Deferred tax assets and liabilities are measured at the tax rates that are expected to apply in the year when the asset is realised or the liability is settled, based on tax rates (and tax laws) that have been enacted or substantively enacted at the reporting date.

Deferred tax relating to items recognised outside profit or loss is recognised outside profit or loss. Deferred tax items are recognised in correlation to the underlying transaction either in OCI or directly in equity.

Deferred tax assets and deferred tax liabilities are offset if a legally enforceable right exists to set off current tax assets against current tax liabilities and the deferred taxes relate to the same taxable entity and the same taxation authority.

NOTE 33.14. Provisions

A Provision is recognized when the group has a present obligation (legal or constructive) as a result of a past event and it is probable that an outflow of resources is expected to settle the obligation, in respect of which a reliable estimate can be made.

If the effect of the time value of money is material, provisions are discounted using a current pre-tax rate that reflects, when appropriate, the risks specific to the liability. When discounting is used, the increase in the provision due to the passage of time is recognised as a finance cost.

Contingent liability is disclosed in case of:

- a present obligation arising from past events, when it is not probable that an outflow of resources will be required to settle the obligation.
- present obligation arising from past events, when no reliable estimate is possible
- a possible obligation arising from past events where the probability of outflow of resources is remote.

Contingent assets are neither recognized, nor disclosed except when an inflow of economic benefits is probable. Provisions, contingent liabilities and contingent assets are reviewed at each Balance Sheet date.

NOTE 33.15. Leases

Lease is a contract that provides to the customer (lessee) the right to use an asset for a period of time in exchange for consideration. A lessee is required to recognize assets and liabilities for all leases with a term that is greater than 12 months, unless the underlying asset is of low value, and to recognize depreciation of leased assets separately from interest on lease liabilities in the statement of Profit and Loss.

As a Lessee

Initial Measurement

Right to use asset

At the commencement date, the group measures the right-of-use asset at cost. The cost of the right-of-use asset shall comprise:

- the amount of the initial measurement of the lease liability
- any lease payments made at or before the commencement date, less any lease incentives received;
- any initial direct costs incurred by the lessee; and
- an estimate of costs to be incurred by the lessee in dismantling and removing the underlying asset, restoring the site on which it is located or restoring the underlying asset the lease, unless those costs are incurred to produce inventories.

NOTES TO CONSOLIDATED FINANCIAL STATEMENTS

For The Year Ended March 31, 2026

The lessee incurs the obligation for those costs either at the commencement date or as a consequence of having used the underlying asset during a particular period.

Lease liability

At the commencement date, the group measures the lease liability at the present value of the lease payments that are not paid at that date. The lease payments are discounted using the interest rate implicit in the lease, if that rate can be readily determined. If that rate cannot be readily determined, the group uses its incremental borrowing rate. Lease payments included in the measurement of the lease liability comprise the following payments:

- fixed payments (including in substance fixed payments), less any lease incentives receivable;
- variable lease payments that depend on an index or a rate, initially measured using the index or rate as at the commencement date;
- amounts expected to be payable by the group under residual value guarantees;
- the exercise price of a purchase option if the group is reasonably certain to exercise that option; and payments of penalties for terminating the lease, if the lease term reflects the lessee exercising an option to terminate the lease.

Subsequent measurement Right to use asset

Subsequently the group measures the right-of-use asset at cost less any accumulated depreciation and any Accumulated impairment losses.

Lease Liability

Subsequently the group measures the lease liability by:

- increasing the carrying amount to reflect interest on the lease liability at the interest rate implicit in the lease, if that rate can be readily determined or the group's incremental borrowing rate.
- reducing the carrying amount to reflect the lease payments made; and
- re-measuring the carrying amount to reflect any reassessment or lease modifications or to reflect revised in-substance fixed lease payments.

NOTE 33.16. Impairment of non-financial assets

The group assesses at each balance sheet date whether there is any indication that an asset or cash generating unit (CGU) may be impaired. If any such indication exists, the group estimates the recoverable amount of the asset. The recoverable amount is the higher of an asset's or CGU's net selling price or its value in use. Where the carrying amount of an asset or CGU exceeds its recoverable amount, the asset is considered impaired and is written down to its recoverable amount and the reduction is treated as impairment loss and recognized in profit and loss account. If at any subsequent balance sheet date there is an indication that a previously assessed impairment loss no longer exists, the recoverable amount is reassessed and the asset is reflected at recoverable amount subject to a maximum of depreciated historical cost and is accordingly reversed in the statement of profit and loss.

NOTE 33.17. Fair value measurement

The group measures financial instruments at fair value if they are to be measured at fair value in accordance with Ind AS, such as investment at each balance sheet date.

Fair value is the price that would be received to sell an asset or paid to transfer a liability in an orderly transaction between market participants at the measurement date.

The fair value measurement is based on the presumption that the transaction to sell the asset or transfer the liability takes place either:

- In the principal market for the asset or liability OR
- In the absence of a principal market, in the most advantageous market for the asset or liability. The principal or the most advantageous market must be accessible by the group.

NOTES TO CONSOLIDATED FINANCIAL STATEMENTS

For The Year Ended March 31, 2026

The fair value of an asset or a liability is measured using the assumptions that market participants would use when pricing the asset or liability, assuming that market participants act in their economic best interest.

A fair value measurement of a non-financial asset takes into account a market participant's ability to generate economic benefits by using the asset in its highest and best use or by selling it to another market participant that would use the asset in its highest and best use.

The group uses valuation techniques that are appropriate in the circumstances and for which sufficient data are available to measure fair value, maximising the use of relevant observable inputs and minimising the use of unobservable inputs.

All assets and liabilities for which fair value is measured or disclosed in the Consolidated financial statements are categorized within the fair value hierarchy, described as follows, based on the lowest level input that is significant to the fair value measurement as a whole:

- Level 1 — Quoted (unadjusted) market prices in active markets for identical assets or liabilities.
- Level 2 — Valuation techniques for which the lowest level input that is significant to the fair value measurement is directly or indirectly observable.
- Level 3 — Valuation techniques for which the lowest level input that is significant to the fair value measurement is unobservable.

For assets and liabilities that are recognised in the Consolidated financial statements on a recurring basis, the group determines whether transfers have occurred between levels in the hierarchy by reassessing categorization (based on the lowest level input that is significant to the fair value measurement as a whole) at the end of each reporting period.

The group's management determines the policies and procedures for both recurring fair value measurement, such as derivative instruments and unquoted financial assets measured at fair value.

External valuation experts are involved for valuation of significant assets and liabilities. The involvement of external valuation experts is decided upon annually by the management.

NOTE 33.18. Financial instruments

A financial instrument is any contract that gives rise to a financial asset of one entity and a financial liability or equity instrument of another entity.

Financial assets and financial liabilities are recognised when the group becomes a party to the contractual provisions of the instrument. Financial assets and liabilities are initially measured at fair value. Transaction costs that are directly attributable to the acquisition or issue of financial assets and financial liabilities (other than financial assets and financial liabilities at fair value through profit and loss) are added to or deducted from the fair value measured on initial recognition of financial asset or financial liability. The transaction costs directly attributable to the acquisition of financial assets and financial liabilities at fair value through profit and loss are immediately recognised in the statement of profit and loss. Trade Receivables that do not contain a significant financing component are measured at transaction price.

Effective interest method

The effective interest method is a method of calculating the amortised cost of a financial instrument and of allocating interest income or expense over the relevant period. The effective interest rate is the rate that exactly discounts future cash receipts or payments through the expected life of the financial instrument, or where appropriate, a shorter period.

Financial assets

Cash and bank balances

Cash and bank balances consist of:

- (i) Cash and cash equivalents - which includes cash on hand, deposits held at call with banks and other short-term deposits which are readily convertible into known amounts of cash, are subject to an insignificant risk of change in value and have original maturities of less than three months. These balances with banks are unrestricted for withdrawal and usage.

NOTES TO CONSOLIDATED FINANCIAL STATEMENTS

For The Year Ended March 31, 2026

- (ii) Other bank balances - which includes balances and deposits with banks that are restricted for withdrawal and usage.

Financial assets at amortised cost

Financial assets are subsequently measured at amortised cost if these financial assets are held within a business model whose objective is to hold these assets in order to collect contractual cash flows and the contractual terms of the financial asset give rise on specified dates to cash flows that are solely payments of principal and interest on the principal amount outstanding.

The group in respect of certain equity investments (other than in subsidiaries, associates and joint ventures) which are not held for trading has made an irrevocable election to present in other comprehensive income subsequent changes in the fair value of such equity instruments. Such an election is made by the group on an instrument-by-instrument basis at the time of initial recognition of such equity investments. These investments are held for medium or long-term purposes. The group has chosen to designate these investments in equity instruments as fair value through other comprehensive income as the management believes this provides a more meaningful presentation for medium or long-term investments, than reflecting changes in fair value immediately in the statement of profit and loss.

Financial assets not measured at amortised cost or at fair value through other comprehensive income are carried at fair value through profit and loss.

Impairment of financial assets

Loss allowance for expected credit losses is recognised for financial assets measured at amortised cost and fair value through other comprehensive income.

Group applies expected credit loss (ECL) model for measurement and recognition of impairment loss on the following financial assets and credit risk exposure:

- Financial assets that are debt instruments, and are measured at amortised cost e.g., loans, debt securities, deposits etc.
- Financial assets that are debt instruments and are measured as at FVTOCI
- Trade receivables or any contractual right to receive cash or another financial asset that result from transactions that are within the scope of Ind AS 115
- Loan commitments which are not measured as at FVTPL

The group follows 'simplified approach' for recognition of impairment loss allowance on trade receivables or contract revenue receivables.

The application of simplified approach does not require the group to track changes in credit risk. Rather, it recognises impairment loss allowance based on lifetime ECLs at each reporting date, right from its initial recognition. For recognition of impairment loss on other financial assets and risk exposure, the group determines whether there has been a significant increase in the credit risk since initial recognition. If credit risk has not increased significantly, 12-month ECL is used to provide for impairment loss. However, if credit risk has increased significantly, lifetime ECL is used.

De-recognition of financial assets

The group de-recognises a financial asset only when the contractual rights to the cash flows from the asset expire, or it transfers the financial asset and substantially all risks and rewards of ownership of the asset to another entity.

If the group neither transfers nor retains substantially all the risks and rewards of ownership and continues to control the transferred asset, the group recognises its retained interest in the assets and an associated liability for amounts it may have to pay.

If the group retains substantially all the risks and rewards of ownership of a transferred financial asset, the group continues to recognise the financial asset and also recognises a borrowing for the proceeds received.

NOTES TO CONSOLIDATED FINANCIAL STATEMENTS

For The Year Ended March 31, 2026

Financial liabilities and equity instruments

Classification as debt or equity

Financial liabilities and equity instruments issued by the group are classified according to the substance of the contractual arrangements entered into and the definitions of a financial liability and an equity instrument.

Equity instruments

An equity instrument is any contract that evidences a residual interest in the assets of the group after deducting all of its liabilities. Equity instruments are recorded at the proceeds received, net of direct issue costs.

Financial liabilities

Trade and other payables are initially measured at fair value, net of transaction costs, and are subsequently measured at amortised cost, using the effective interest rate method where the time value of money is significant.

Interest bearing bank loans, overdrafts and issued debt are initially measured at fair value and are subsequently measured at amortised cost using the effective interest rate method. Any difference between the proceeds (net of transaction costs) and the settlement or redemption of borrowings is recognised over the term of the borrowings in the statement of profit and loss.

Fees paid on the establishment of loan facilities are recognised as transaction costs of the loan to the extent that it is probable that some or all of the facility will be drawn down. In this case, the fee is deferred until the draw down occurs. To the extent there is no evidence that it is probable that some or all of the facility will be drawn down, the fee is capitalised as a prepayment for liquidity services and amortised over the period of the facility to which it relates.

Borrowings are removed from the balance sheet when the obligation specified in the contract is discharged, cancelled or expired. The difference between the carrying amount of a financial liability that has been extinguished or transferred to another party and the consideration paid, including any non-cash assets transferred or liabilities assumed, is recognised in profit or loss as other gains/(losses).

Borrowings are classified as current liabilities unless the Group has the right, at the end of the reporting period, to defer settlement of the liability for at least twelve months after the reporting period.

The classification of borrowings is based on the rights and conditions existing at the end of the reporting period. The Group's expectation or intention to settle the liability, or to exercise its right to defer settlement, does not affect the classification.

Where the Group's right to defer settlement of a borrowing for at least twelve months after the reporting period is subject to compliance with specified conditions or loan covenants, the borrowing is classified in accordance with the requirements of Ind AS 1. Any waiver or agreement obtained from the lender after the reporting period does not affect the classification of the borrowing at the reporting date.

De-recognition of financial liabilities

The group de-recognises financial liabilities when, and only when, the group's obligations are discharged, cancelled or they expire.

Derivative financial instruments

In the ordinary course of business, the group uses certain derivative financial instruments to reduce business risks which arise from its exposure to foreign exchange and interest rate fluctuations. The instruments are confined principally to cross currency swaps & interest swap. The instruments are employed as hedges of transactions included in the Consolidated financial statements.

Derivatives are initially accounted for and measured at fair value on the date the derivative contract is entered into and are subsequently remeasured to their fair value at the end of each reporting period.

NOTES TO CONSOLIDATED FINANCIAL STATEMENTS

For The Year Ended March 31, 2026

Note: 33.19. Earnings per share

Basic earnings per share are calculated by dividing the net profit or loss for the period attributable to equity shareholders by the weighted average number of equity shares outstanding during the period as reduced by number of shares bought back, if any. The weighted average number of equity shares outstanding during the period is adjusted for events such as bonus issue, bonus element in a rights issue, share split, and reverse share split (consolidation of shares) that have changed the number of equity shares outstanding, without a corresponding change in resources.

For the purpose of calculating diluted earnings per share, the net profit or loss for the period attributable to equity shareholders and the weighted average number of shares outstanding during the period are adjusted for the effects of all dilutive potential equity shares.

Note: 33.20. Share-based payments- Equity-settled transactions-ESOPs

Employees of the holding company who are entitled to receive remuneration in the form of share-based payments, whereby employees render services as consideration for equity instruments (equity-settled transactions).

Equity settled transactions

The cost of equity-settled transactions is determined by the fair value at the grant date using fair valuation model.

The cost is recognised, together with a corresponding increase in share-based payment reserves in equity, over the period in which the performance and/or service conditions are fulfilled in employee benefits expense. The cumulative expense recognised for equity-settled transactions at each reporting date until the vesting date reflects the extent to which the vesting period has expired and the company's best estimate of the number of equity instruments that will ultimately vest. The Statement of Profit and Loss represents the movement in cumulative expense recognised as at the beginning and at the end of the period and to be recognised in the employee benefits expense.

Service and non-market performance conditions are not taken into account when determining the grant date fair value of awards, but the likelihood of the conditions being met is assessed as part of the company's best estimate of the number of equity instruments that will ultimately vest.

Note: 33.21. Treasury Shares

The holding company has created an Employee Benefit Trust (EBT) for providing share-based payment to its employees. The company uses EBT as a vehicle for distributing shares to employees under the employee remuneration schemes. The EBT buys shares of the company from the market, for giving shares to employees on exercise of equity-settled ESOP. Share options exercised during the reporting period are satisfied with treasury shares. The company treats EBT as its extension and shares held by EBT are treated as treasury shares.

Own equity instruments that are reacquired (treasury shares) are recognised at cost and deducted from equity. No gain or loss is recognised in profit or loss on the purchase, sale, issue or cancellation of the company's own equity instruments.

Note: 33.22. Events occurring after the Balance Sheet Date

Events occurring after the Consolidated Balance Sheet date and till the date on which the Consolidated financial statements are approved, which are material in the nature and indicate the need for adjustments in the Consolidated financial statements have been considered.

Note: 33.23. Government Grant

Grants from the government are recognised at their fair value where there is a reasonable assurance that the grant will be received and the group will comply with all attached conditions. Government grants relating to income are deferred and recognised in the Statement of Profit and Loss over the period necessary to match them with the costs that they are intended to compensate and presented within other income.

NOTES TO CONSOLIDATED FINANCIAL STATEMENTS

For The Year Ended March 31, 2026

Note: 33.24. Supplier finance arrangements

The Group enters into supplier finance arrangements through

- (i) Usance Payable at Sight (UPAS) Letter of Credit facilities,
- (ii) Supplier bills discounting on the Trade Receivables Discounting System (TReDS) platform

Under UPAS Letter of Credit and TReDS arrangements, banks and financial institutions make payments directly to suppliers against accepted invoices, and the group settles the obligation with the finance providers on agreed maturity dates. Based on the economic substance, obligations arising from such arrangements are presented as Bills payable and Supplier Finance Arrangements (SFA), as applicable.

Under reverse factoring arrangements (supplier bills discounting), payments to suppliers are funded through the Group's fund based working capital facilities, and the resulting obligation is presented as Short term Borrowings.

Payments made by banks and financial institutions directly to suppliers under supplier finance arrangements are treated as non cash transactions, as the finance providers do not act as agents of the Group. Cash outflows are recognised when the Group settles its obligations with the respective finance providers. Interest and discounting charges are recognised as finance costs over the tenure of the arrangements.

Note: 33.25. Standards issued but not yet effective and amendments

Ministry of Corporate Affairs ("MCA") notifies new standards or amendments to the existing standards under Companies (Indian Accounting Standards) Rules as issued from time to time.

MCA has notified amendments to the existing standard IND AS 21: The Effects of changes in Foreign Exchange rates applicable to the group w.e.f. April 01, 2025 to address concerns about currency exchange ability and provide guidance on estimating spot exchange rates when a currency is not exchangeable. There is no significant impact on the group in the current year.

Ministry of Corporate Affairs ("MCA") notifies new standards or amendments to the existing standards under Companies (Indian Accounting Standards) Rules as issued from time to time. For the year ended March 31, 2026, MCA has notified Ind AS – 117 Insurance Contracts and amendments to Ind AS 116 – Leases, relating to sale and leaseback transactions, applicable to the group w.e.f. April 1, 2025.

In August 2025, MCA notified the following amendments to:

Ind AS 1, Presentation of Financial Statements, applicable w.e.f April 1, 2025 - The amendment relates to classification of liabilities as current or non-current and non-current liabilities with covenants. In the context of classifying a liability as current, it removes the requirement of existence of a right to defer settlement for at least 12 months after the reporting date, and instead requires that the said right should exist on the reporting date and have substance. The amendment also introduces guidance on classification of liabilities with covenants.

Ind AS 7, Statement of Cash Flows and Ind AS 107, Financial Instruments - Disclosures, applicable w.e.f April 1, 2025 - The amendment in Ind AS 7 requires to inform users of financial statements of the existence of supplier finance arrangements and explain the nature of the arrangements, the carrying amount of liabilities and the range of payment due dates. Ind AS 107 has been amended to add supplier finance arrangements as a factor that may cause concentration of liquidity risk.

Ind AS 12, International Tax Reform – Pillar Two Model Rules applicable immediately - The amendments provide a temporary mandatory relief from deferred tax accounting for top-up tax and disclose that they have applied the relief. This relief is immediate and applies retrospectively.

The group has reviewed the new pronouncements and has appropriately recognised and/or disclosed in the Consolidated Financial Statements.

NOTES TO CONSOLIDATED FINANCIAL STATEMENTS

For The Year Ended March 31, 2026

NOTE : 34 CONTINGENT LIABILITIES OTHER MONEY FOR WHICH THE GROUP IS CONTINGENTLY LIABLE FOR ₹ in Lakhs

Particulars	As at March 31, 2026	As at March 31, 2025
i) Excise & Service Tax [Amount paid under protest ₹9.39 Lakhs (Previous Year ₹9.39 Lakhs)]	12.34	12.34
ii) Goods & Service Tax [Amount paid under protest ₹55.02 Lakhs(Previous Year ₹53.80 Lakhs)]	558.47	558.47
Total	570.81	570.81

NOTE : 35 COMMITMENTS ₹ in Lakhs

Particulars	As At March 31, 2026	As At March 31, 2025
(a) Estimated amount of contracts remaining to be executed on capital account and not provided for (net of capital advances)	623.05	6,354.31
(b) Other Commitments		
i) EPCG License towards duty saved and interest thereon (Refer Note A below)	2,434.78	309.32
ii) PSI Scheme 2007 towards exemption of stamp duty on mortgage for a period of 15 years (Refer Note B below)	21.94	20.92
iii) PSI Scheme 2019 towards exemption of stamp duty on mortgage for a period of 10 years (Refer Note B below)	16.56	-
iv) PSI Scheme 2007 towards exemption of Electricity duty for a period of 15 years (Refer Note B below)	3,188.42	3,014.20
Total	6,284.75	9,698.75

Note A : EPCG License towards duty saved and interest thereon

- Authorization Holder shall be under obligation to export items as per details mentioned in this Authorisation. The Export Obligation shall be 6 times of the duty saved on import of Capital Goods on FOB basis within a period of 6 years (Block Years: 1st to 4th year (1st Block) - 50% and 5th to 6th year (2nd Block)- 50%) and shall be reckoned from the date of issue of this Authorization.
- Authorization Holder shall also be required to maintain the past average level of exports [achieved by the EPCG applicant in the preceding three licensing years] for the same and similar products, as endorsed on this Authorization for the entire export obligation period, including extended period, if any. This annual average Export Obligation is in addition to the FOB value of exports mentioned in Point i above.
- EO shall be fulfilled by the authorization holder through export of goods which are manufactured by him or his supporting manufacturer / services rendered by him, for which the EPCG authorization has been granted.
- Authorization Holder may discharge the export obligation by way of direct exports as well as through third party exports. Exports to SEZ units/Supplies to developers/co-developers irrespective of currency of realisation would also be counted for discharge of Export Obligation. Deemed exports as specified under Para 7.02 (a), (b), (e), (f) and (h) of the Foreign Trade Policy 2015-2020 shall also be counted towards fulfilment of Export Obligation.
- Authorization Holder shall mention this EPCG Authorization number and date on all export documents of shipments for consideration of exports towards EO fulfilment of the EPCG Authorization. In case, the Authorization Holder has supporting manufacturer(s), the name of the supporting manufacturer(s) shall also be indicated in Shipping Bills.

NOTES TO CONSOLIDATED FINANCIAL STATEMENTS

For The Year Ended March 31, 2026

Note B : PSI Scheme 2007 and PSI Scheme 2019

Commitments mentioned under point ii, iii & iv in table above are based on commitments mentioned in Eligibility certificate issued by the authority. This includes unrestricted access to factory for inspection of books and register etc., employment of employees and salaries based on conditions mentioned in certificate, submission of documents, forms etc. Also

- not to transfer/shift/lease/hire with or without consideration of fixed assets,
- diuse/keep assets without write of, shift or close unit from existing location
- Change in constitution or management of the holding company
- Group should not get merged or amalgamate with other group.

NOTE : 36 EMPLOYEE BENEFITS

i. **Defined Contribution Plans:**

a. **Provident fund:**

The holding company provides provident fund benefits for eligible employees as per applicable regulations wherein both employees and the holding Company make monthly contributions at a specified percentage of the eligible employee's salary. Contributions under such schemes are made to state managed funds. Benefits provided under plans wherein contributions are made to state managed funds and the group does not have a future obligation to make good short fall if any, are treated as a defined contribution plan.

Amount of ₹74.64 Lakhs in F.Y: 2025-26 (₹63.72 lakhs in F.Y: 2024-25) is recognised as an expense and included in Employees benefits expense (Note-25 in consolidated Statement of Profit and Loss.)

ii. **Defined Benefit Plans:**

a) **The amounts recognised in Consolidated Balance Sheet are as follows : Funded Plan** ₹ in Lakhs

Particulars	March 31, 2026 Gratuity Plan (Funded)	March 31, 2025 Gratuity Plan (Funded)
A. Amount to be recognised in Consolidated Balance Sheet		
Present Value of Defined Benefit Obligation at the end of period	355.73	247.73
Less: Fair Value of Plan Assets at the end of period	270.15	242.00
Amount to be recognised as liability or (asset)	85.58	5.73
B. Amounts reflected in the Consolidated Balance Sheet		
Long Term Provision	355.73	247.73
Non-Current Liability	270.15	242.00
Net Liability/(Asset) (Refer Note 20)	85.58	5.73

b) **The amounts recognised in the Statement of Consolidated Profit and Loss are as follows: Funded Plan**

₹ in Lakhs

Particulars	March 31, 2026 Gratuity Plan (Funded)	March 31, 2025 Gratuity Plan (Funded)
1 Current Service Cost (Refer Note 25)	92.23	32.13
2 Past Service cost	56.55	-
3 Net Interest (income)/expenses	(0.30)	0.24
Net periodic benefit cost recognised in the statement of Consolidated profit & loss (refer note 25 & 26)	148.48	32.37

NOTES TO CONSOLIDATED FINANCIAL STATEMENTS

For The Year Ended March 31, 2026

c) The amounts recognised in the statement of other comprehensive income (OCI) : Funded Plan ₹ in Lakhs

	Particulars	March 31, 2026 Gratuity Plan (Funded)	March 31, 2025 Gratuity Plan (Funded)
1	Opening amount recognised in OCI outside profit and loss account	17.11	40.06
2	Remeasurements for the year - Obligation (Gain)/Loss	(47.94)	(23.49)
3	Remeasurement for the year - Plan assets (Gain) / Loss	(0.90)	0.54
4	Total Remeasurements Cost / (Credit) for the year recognised in OCI	(31.73)	17.11
5	Less: Accumulated balances transferred to retained earnings	-	-
6	Total Remeasurements Cost / (Credit) for the year recognised in OCI (refer note 29)	(48.84)	(22.95)
7	Closing balances (remeasurement (gain)/loss recognised OCI)	(31.73)	17.11

d) The changes in the present value of defined benefit obligation representing reconciliation of opening and closing balances thereof are as follows: Funded Plan

₹ in Lakhs

	Particulars	March 31, 2026 Gratuity Plan (Funded)	March 31, 2025 Gratuity Plan (Funded)
1	Balance of the present value of Defined benefit Obligation at the beginning period	247.73	237.87
2	Interest expenses	16.29	16.57
3	Past Service Cost	56.55	-
4	Current Service Cost	92.23	32.13
5	Benefits paid	(9.13)	(15.35)
6	Remeasurements on obligation - (Gain) / Loss	(47.94)	(23.49)
7	Present value of obligation as at the end of the period	355.73	247.73

e) Changes in the fair value of plan assets representing reconciliation of the opening and closing balances thereof are as follows: Funded Plan

₹ in Lakhs

	Particulars	March 31, 2026 Gratuity Plan (Funded)	March 31, 2025 Gratuity Plan (Funded)
1	Fair value of the plan assets as at beginning of the period	242.00	226.81
2	Acquisition adjustment	-	-
3	Transfer in/(out)	-	-
4	Interest income	16.59	16.33
5	Contributions	20.42	15.42
6	Benefits paid	(9.13)	(15.36)
7	Amount paid on settlement	-	-
8	Return on plan assets, excluding amount recognized in Interest Income - Gain / (Loss)	0.90	(0.54)
9	Mortality Charges and Taxes	(0.63)	(0.66)
10	Fair value of plan assets as at the end of the period	270.15	242.00

NOTES TO CONSOLIDATED FINANCIAL STATEMENTS

For The Year Ended March 31, 2026

f) Net interest (Income) / expenses: Funded Plan ₹ in Lakhs

	Particulars	March 31, 2026 Gratuity Plan (Funded)	March 31, 2025 Gratuity Plan (Funded)
1	Interest (Income) / Expense – Obligation	16.29	16.57
2	Interest (Income) / Expense – Plan assets	(16.59)	(16.33)
3	Net Interest (Income) / Expense for the year	(0.30)	0.24

g) Remeasurement for the year (Actuarial Gain/Loss) ₹ in Lakhs

	Particulars	March 31, 2026 Gratuity Plan (Funded)	March 31, 2025 Gratuity Plan (Funded)
	Experience(Gain)/Loss on plan liabilities	(61.40)	(1.37)
	Demographic (Gain)/Loss on plan liabilities	(6.51)	(3.02)
	Financial (Gain)/Loss on plan liabilities	(19.97)	(19.12)
	Experience(Gain)/Loss on plan assets	(2.14)	(0.14)
	Financial (Gain)/Loss on plan assets	1.24	0.68

h) The broad categories of plan assets as a percentage of total plan assets of Employee's Gratuity Scheme are as under:

₹ in Lakhs

Sl. No.	Particulars	Percentage 2025-26	Percentage 2024-25
1	Funds managed by insurer	100%	100%
	Grand Total	100%	100%

Basis used to determine the overall expected return

The net interest approach effectively assumes an expected rate of return on plan assets equal to the beginning of the year discount rate. Expected return of 6.70% in F.Y: 2025-26 (7.20% in F.Y: 2024-25) has been used for the valuation purpose.

i) The amounts pertaining to defined benefit plans are as follows: Funded Plan

₹ in Lakhs

	Particulars	31 March 2026 Gratuity Plan (Funded)	31 March 2025 Gratuity Plan (Funded)
	Defined Benefit Obligation	355.73	247.72
	Plan Assets	270.15	241.99
	(Surplus)/Deficit	(85.58)	(5.73)

Significant estimates

j) Principal actuarial assumptions at the consolidated balance sheet date (expressed as weighted averages)

- Discount rate as at 31-03-2026- 7.10% (6.70% in F.Y: 2024-25)
- Expected return on plan assets as at 31-03-2026 - 6.70% (7.20% in F.Y: 2024-25)
- Salary Increment rate as at 31-03-2026 Staff 10.00% & Directors 0% (Staff 10.00% & Directors 6% in F.Y: 2024-25)
- Attrition rate as at 31-03-2026: 8.65% (8.64% in F.Y: 2024-25)
- The estimates of future salary increase considered in actuarial valuation takes into account inflation, seniority, promotion and other relevant factors, such as supply and demand in the employment market.

NOTES TO CONSOLIDATED FINANCIAL STATEMENTS

For The Year Ended March 31, 2026

k) General descriptions of defined plans:

1 Gratuity Plan:

The holding company operates gratuity plan wherein every employee is entitled to the benefit equivalent to fifteen days salary last drawn for each completed year of service. The same is payable on termination of service or retirement whichever is earlier. The benefit vests after five years of continuous service.

2 Group's Pension Plan:

The holding company operates a Pension Scheme for specified ex-employees through a Employees family pension Scheme of 1971 notified by government, wherein the beneficiaries are entitled to defined monthly pension.

l) The group has contributed ₹20.42 Lakhs to its gratuity fund in 2026 (Previous Year ₹15.42 Lakhs)

m) Sensitivity analysis

Sensitivity analysis indicates the influence of a reasonable change in certain significant assumptions on the out come of the Present value of obligation (PVO) and aids in understanding the uncertainty of reported amounts.

Sensitivity analysis is done by varying one parameter at a time and studying its impact ₹ in Lakhs

Sl. No.	Change in assumption	Effect on Gratuity obligation As at March 31, 2026	Effect on Gratuity obligation As at March 31, 2025
1	Discount rate		
	Decrease by 1%	380.39	237.66
	Increase by 1%	333.95	259.00
2	Salary increase rate		
	Decrease by 1%	336.64	239.34
	Increase by 1%	376.28	256.97
3	Withdrawal rate		
	Decrease by 1%	358.18	247.27
	Increase by 1%	353.62	248.14

Average Duration

Weighted average duration of the plan (based on discounted cash flows using mortality, withdrawal rate and interest rate) is 11.28 years

Expected Future Benefit Payments

The following benefits payments for each of the next five years and the aggregate five years thereafter, are expected to be paid:

Year Ending March 31	Expected Benefit Payment rounded to nearest lakhs
2027	18.00
2028	20.79
2029	23.90
2030	27.81
2031	98.72
2032-2036	321.50

The above cashflows have been arrived at based on the demographic and financial assumptions mentioned earlier in section

NOTES TO CONSOLIDATED FINANCIAL STATEMENTS

For The Year Ended March 31, 2026

Risk Exposure:

Provision of a defined benefit scheme poses certain risks, some of which are detailed hereunder, as companies take on uncertain long term obligations to make future benefit payments.

1. Liability Risk

a. Asset liability Mismatch Risk

Risk which arises if there is a mismatch in the duration of the assets relative to the liabilities. By matching duration with the defined benefit liabilities, the group is successfully able to neutralize valuation swings caused by interest rate movements. Hence companies are encouraged to adopt asset-liability management.

b. Discount Rate Risk

Variations in the discount rate used to compute the present value of the liabilities may seem small, but in practise can have a significant impact on the defined benefit liabilities

c. Future Salary Escalation and Inflation Risk

Since price inflation and salary growth are linked economically, they are combined for disclosure purposes. Rising salaries will often result in higher future defined benefit payments resulting in a higher present value of liabilities especially unexpected salary increases provided at management's discretion may lead to uncertainties in estimating this increasing risk.

2. Asset Risk

All plan assets are maintained in a trust fund managed by a public sector insurer viz; Life Insurance Corporation of India.LIC has a sovereign gurantee and has been providing consistent and competitive returns over the years.

The group has opted for a traditional fund wherein all assets are invested primarily in risk averse markets. The group has no control over the management of funds but this option provides a high level of safety for the total corpus. A single account is maintained for both the investment and claim settlement and hence 100% liquidity is ensured. Also interest rate and inflation risk are taken care of.

NOTE 37: RELATED PARTY DISCLOSURES

(A) Names of the related party and nature of relationship where control exists

Sr. No.	Name of the related party	Nature of relationship
1	S. B. Reshellers Pvt. Ltd.	Enterprise having significant influence

(B) Names of the related parties with whom transactions have been entered into

I Key Management Personnel

Sr. No.	Name of the related party	Nature of relationship
1	Shri Sachin Rajendra Shirgaokar	Chairman & Managing Director (CMD)
2	Shri Sohan Sanjeev Shirgaokar	Joint Managing Director (Jt.MD)
3	Shri V. S. Reddy	Executive Director
4	Shri Shishir Suresh Shirgaokar	Non Executive Director (Upto 01st April 2025)
5	Shri Chandan Sanjeev Shirgaokar	Non Executive Director
6	Shri Niraj Shishir Shirgaokar	Non Executive Director (W.E.F. 02nd April 2025)
7	Shri Pratik Pradipkumar Dukande	Chief Financial Officer (W.E.F. 22nd May 2024)
8	Shri Suhas Bhalchandra Kulkarni	Chief Financial Officer (Upto 22nd May 2024)
9	Shri Nilesh Mohan Mankar	Company Secretary

NOTES TO CONSOLIDATED FINANCIAL STATEMENTS

For The Year Ended March 31, 2026

II Relative of Key Management Personnel

Sr. No.	Name of the related party	Nature of relationship
1	Shri Rajendra V. Shirgaokar	Father of CMD
2	Ms. Radhika Sanjeev Shirgaokar	Mother of JMD
3	Sou. Laxmi Sachin Shirgaokar	Spouse of CMD
4	Sou. Geetali Chandan Shirgaokar	Spouse of JMD's Brother
5	Ms. Shreya Sachin Shirgaokar	Daughter of CMD
6	Ms. Priya Sachin Shirgaokar	Daughter of CMD
7	Sou. Kuberi Reddy V.	Spouse of Executive Director
8	Ms. Manasa Reddy	Daughter of ED
9	Sou. Savita Shishir Shirgaokar	Spouse of NED

III Enterprises over which KMP or Relatives of KMP are able to Exercise significant influence

Sr. No.	Name of the related party	Nature of relationship
1	The Ugar Sugar Works Ltd.	Jt. MD is whole time director
2	Tara Tiles Pvt. Ltd.	CMD & Jt. MD are directors
3	V. S. Shirgaokar Enterprises LLP	CMD, Spouse of CMD, Father of CMD are Partners
4	D. M. Shirgaokar Enterprises LLP	CMD, Jt. MD are Partners
5	Suresh Shirgaokar Enterprises LLP	Brother of Jt. MD & Father of CMD are Partners
6	Shishir Shirgaokar Enterprise LLP	Jt. MD is Partner
7	Prafulla Shirgaokar Enterprises LLP	Father of CMD is Partner
8	Shri Siddhivinayak Ganapati Cancer Hospital	Non-Executive Director is Chairman

(C) Disclosure of related parties transactions

₹ in Lakhs

Sr No	Nature of transaction/ relationship/major parties	2025-26		2024-25	
		Amount	Amount for Major parties	Amount	Amount for Major parties
1	Purchase of goods	350.92		233.45	
	S. B. Reshellers Pvt. Ltd.		349.27		231.81
	The Ugar Sugar Works Ltd.		1.65		1.64
2	Labour Charges Paid	14.08		4.37	
	S. B. Reshellers Pvt. Ltd.		14.08		4.37
3	Office Rent Paid	3.31		3.15	
	S. B. Reshellers Pvt. Ltd.		3.31		3.15
4	Purchase of PPE	498.48		245.23	
	S. B. Reshellers Pvt. Ltd.		481.30		238.00
	Tara Tiles Pvt. Ltd.		17.18		7.23
5	Sale of Scrap	12.15		-	
	S. B. Reshellers Pvt. Ltd.		12.15		-
6	Interest Payment	28.89		35.61	
	Ms. Shreya Sachin Shirgaokar		3.96		5.41
	Sou. Laxmi Sachin Shirgaokar		5.94		5.96
	Ms. Priya Sachin Shirgaokar		0.90		0.91
	Shri Shishir Suresh Shirgaokar and Savita Shishir Shirgaokar		3.60		3.61

NOTES TO CONSOLIDATED FINANCIAL STATEMENTS

For The Year Ended March 31, 2026

₹ in Lakhs

Sr No	Nature of transaction/ relationship/major parties	2025-26		2024-25	
		Amount	Amount for Major parties	Amount	Amount for Major parties
7	D. M. Shirgaokar Enterprises LLP		0.45		1.80
	Shishir Shirgaokar Enterprise LLP		2.28		2.65
	Suresh Shirgaokar Enterprises LLP		3.30		5.16
	Prafulla Shirgaokar Enterprises LLP		3.33		3.34
	V. S. Shirgaokar Enterprises LLP		5.13		6.77
	Repayment of Deposit	120.00		104.00	
	Ms. Shreya Sachin Shirgaokar		40.00		15.00
	Ms. Priya Sachin Shirgaokar		-		5.00
	D. M. Shirgaokar Enterprises LLP		20.00		-
	Shishir Shirgaokar Enterprise LLP		5.00		-
8	V. S. Shirgaokar Enterprises LLP		24.00		-
	Prafulla Shirgaokar Enterprises LLP		-		37.00
	Suresh Shirgaokar Enterprises LLP		31.00		47.00
	Acceptance of Deposit	-		124.00	
	Ms. Priya Sachin Shirgaokar		-		5.00
	Ms. Shreya Sachin Shirgaokar		-		15.00
	D. M. Shirgaokar Enterprises LLP		-		20.00
	Prafulla Shirgaokar Enterprises LLP		-		37.00
	Suresh Shirgaokar Enterprises LLP		-		47.00
	Proceeds from Right issue of Equity Shares	-		1,094.93	
9	Shri Sachin Rajendra Shirgaokar		-		127.18
	Shri Sohan Sanjeev Shirgaokar		-		205.26
	Shri V. S. Reddy		-		73.13
	Shri Shishir Suresh Shirgaokar		-		60.44
	Shri Chandan Sanjeev Shirgaokar		-		168.83
	Shri Rajendra V. Shirgaokar		-		6.66
	Ms. Radhika Sanjeev Shirgaokar		-		150.00
	Shri Niraj Shishir Shirgaokar		-		4.35
	Sou. Laxmi Sachin Shirgaokar		-		55.66
	Sou. Geetali Chandan Shirgaokar		-		6.86
Ms. Shreya Sachin Shirgaokar		-		52.00	
Ms. Priya Sachin Shirgaokar		-		52.00	
Sou. Kuberi Reddy V.		-		0.81	
Ms. Manasa Reddy		-		0.10	
D. M. Shirgaokar Enterprises LLP		-		65.28	
V. S. Shirgaokar Enterprises LLP		-		47.10	

NOTES TO CONSOLIDATED FINANCIAL STATEMENTS

For The Year Ended March 31, 2026

₹ in Lakhs

Sr No	Nature of transaction/ relationship/major parties	2025-26		2024-25	
		Amount	Amount for Major parties	Amount	Amount for Major parties
10	Suresh Shirgaokar Enterprises LLP		-		19.26
	Shishir Shirgaokar Enterprise LLP		-		0.01
	Payment of Preference Dividend	107.10		535.50	
11	S. B. Reshellers Pvt. Ltd.		59.60		298.00
	The Ugar Sugar Works Ltd.		47.50		237.50
	Payment of Equity Dividend	102.68			
12	S.B. Reshellers Pvt. Ltd.		54.10		-
	Shri Sachin Rajendra Shirgaokar		7.79		-
	Shri Sohan Sanjeev Shirgaokar		1.83		-
	Shri V. S. Reddy		13.94		-
	Shri Shishir Suresh Shirgaokar		2.05		-
	Shri. Chandan Sanjeev Shirgaokar		0.60		-
	Shri. Rajendra V. Shirgaokar		0.04		-
	Ms Radhika Sanjeev Shirgaokar		15.31		-
	Shri. Niraj Shishir Shirgaokar		0.06		-
	Sou. Laxmi Sachin Shirgaokar		0.65		-
	Sou. Geetali Chandan Shirgaokar		0.23		-
	Ms. Shreya Sachin Shirgaokar		0.24		-
	Ms. Priya Sachin Shirgaokar		0.24		-
	Sou. Kuberi Reddy V		0.03		-
	Ms Manasa Reddy		0.10		-
	D M Shirgaokar Enterprises LLP		2.21		-
	V S Shirgaokar Enterprises LLP		1.59		-
	Suresh Shirgaokar Enterprises LLP		1.24		-
	Shishir Shirgaokar Enterprises LLP		0.00		-
	Prafulla Shirgaonkar Enterprises LLP		0.43		-
	Payment to Key Management Personnel	320.54		393.96	
	Salary				
	Shri Sachin Rajendra Shirgaokar		125.86		201.58
	Shri Sohan Sanjeev Shirgaokar		-		15.18
	Shri V. S. Reddy		97.50		134.40
	Shri Pratik Pradipkumar Dukande		23.52		20.13
	Shri Suhas Bhalchandra Kulkarni		-		5.60
	Shri Nilesh Mohan Mankar		11.46		10.64
	Post-employment benefits*				
	Shri Sohan Sanjeev Shirgaokar		55.76		-
	Shri V. S. Reddy		4.61		4.61
	Shri Pratik Pradipkumar Dukande		0.69		0.56
	Shri Suhas Bhalchandra Kulkarni		-		0.10
	Shri Nilesh Mohan Mankar		0.44		0.36

NOTES TO CONSOLIDATED FINANCIAL STATEMENTS

For The Year Ended March 31, 2026

₹ in Lakhs

Sr No	Nature of transaction/ relationship/major parties	2025-26		2024-25	
		Amount	Amount for Major parties	Amount	Amount for Major parties
10	Sitting Fees				
	Shri Chandan Sanjeev Shirgaokar		0.40		0.40
	Shri Shishir Suresh Shirgaokar		-		0.40
13	Shri Niraj Shishir Shirgaokar		0.30		-
	Salary Relative of Key Management Personnel	31.46			
14	Ms. Shreya Sachin Shirgaokar		19.46		-
	Ms Manasa Reddy		12.00		-
	Contribution towards CSR	-		1.00	
	Shri Siddhivinayak Ganapati Cancer Hospital		-		1.00

*As post employment obligations are computed for all employees in aggregate, the amounts relating to key management personnel cannot be individually computed and hence are not included in the above

(E) Amount due to/from related parties

₹ in Lakhs

Sr No	Nature of transaction/ relationship/major parties	31 March 2026		31 March 2025	
		Amount	Amount for Major parties	Amount	Amount for Major parties
1	Amount Due				
	S. B. Reshellers Pvt. Ltd.*		790.10		675.95
	The Ugar Sugar Works Ltd.*		475.00		475.00
	Tara Tiles Pvt. Ltd.		-		0.06
	Shri Sachin Rajendra Shirgaokar		57.41		120.94
	Shri Sohan Sanjeev Shirgaokar		55.76		-
	Shri V. S. Reddy		37.44		62.82
	Sou. Laxmi Sachin Shirgaokar		66.00		66.00
	Ms. Shreya Sachin Shirgaokar		17.82		15.00
	Ms. Priya Sachin Shirgaokar		10.00		10.00
	Shri Shishir Suresh Shirgaokar		35.00		35.00
	D. M. Shirgaokar Enterprises LLP		-		20.00
	Ms Manasa Reddy		1.55		-
	V. S. Shirgaokar Enterprises LLP		51.00		75.00
	Prafulla Shirgaokar Enterprises LLP		37.00		37.00
	Shishir Shirgaokar Enterprise LLP		24.00		26.00
Suresh Shirgaokar Enterprises LLP		22.00		6.00	
Shri Pratik Pradipkumar Dukande		2.95		1.77	
Shri Nilesh Mohan Mankar		1.70		0.84	
	TOTAL	1,684.73		1,627.38	

* Includes Preference Share Capital Payable

All outstanding balances are unsecured and to be settled in cash.

NOTES TO CONSOLIDATED FINANCIAL STATEMENTS

For The Year Ended March 31, 2026

NOTE 38 : FAIR VALUE OF FINANCIAL ASSETS AND LIABILITIES

a) Set out below, is the fair value of the group's financial assets and liabilities that are recognized in the financial statements

₹ in Lakhs

Sr. No	Particulars	Fair Value	
		As At March 31, 2026	As At March 31, 2025
Financial Assets			
a) Carried at amortized cost			
	Other financial assets (Current)	535.54	373.70
	Other financial assets (Non Current)	15.66	16.03
	Trade receivables	6,496.88	5,696.44
	Cash and cash equivalents	33.34	186.08
	Bank balances	1,163.36	5,291.59
		8,244.78	11,563.84
b) Investment at Fair Value through Other Comprehensive Income - Level 3			
	Equity Shares in Saraswat Bank	0.25	0.25
		0.25	0.25
Financial Liabilities			
a) Carried at amortized cost			
	Long Term Borrowings	14,800.18	5,534.59
	Other financial liabilities	2,833.42	979.34
	Short Term Borrowings	10,239.08	10,069.74
	Trade and other payables	7,089.78	5,980.99
		34,962.46	22,564.67
b) Carried at FVTPL - Level 3			
	Other financial liabilities	41.61	55.55
		41.61	55.55

The fair value of the financial assets and liabilities are included at the amount at which the instrument that would be received to sell an asset or paid to transfer liability in an orderly transaction between market participants at the measurement date.

The carrying amounts of financial assets and liabilities measured at amortised cost are a reasonable approximation of their fair values.

Fair value hierarchy

This section explains the judgements and estimates made in determining the fair values of the financial instruments that are (a) recognised and measured at fair value and (b) measured at amortised cost and for which fair values are disclosed in the financial statements. To provide an indication about the reliability of the inputs used in determining fair value, the group has classified its financial instruments into three levels prescribed under the accounting standard. An explanation of each level is

- Level 1 — Quoted (unadjusted) market prices in active markets for identical assets or liabilities.
- Level 2 — Valuation techniques for which the lowest level input that is significant to the fair value measurement is directly or indirectly observable.
- Level 3 — Valuation techniques for which the lowest level input that is significant to the fair value measurement is unobservable.

NOTES TO CONSOLIDATED FINANCIAL STATEMENTS

For The Year Ended March 31, 2026

b) Financial assets and liabilities for which fair value is disclosed

Financial assets

₹ in Lakhs

Sr. No.	Particulars	Level 1	Level 2	Level 3
1	Investment at Fair Value through Other Comprehensive Income			
	March 31, 2026	-	-	0.25
	March 31, 2025	-	-	0.25

Financial liabilities

₹ in Lakhs

Sr. No.	Particulars	Level 1	Level 2	Level 3
1	Other financial liabilities Carried at FVTPL			
	March 31, 2026	-	-	41.61
	March 31, 2025	-	-	55.55

38 A. Financial risk management policy and objectives

Group's principal financial liabilities, comprise borrowings, trade and other payables, and other financial liabilities. The main purpose of these financial liabilities is to finance group's operations. Group's principal financial assets include trade and other receivables, investments, cash and cash equivalents and other bank balances that are derived directly from its operations.

Group is exposed to certain risks which includes market risk, credit risk and liquidity risk.

Risk Management committee of the holding company oversees the management of these risks. This committee is accountable to audit committee of the board. This process provides assurance to the holding company's senior management that group's financial risk-taking activities are governed by the appropriate policies and procedures and that financial risks are identified, measured and managed in accordance with group's policies and risk appetite.

The policies for managing these risks are summarised below.

1) Credit Risk

Credit risk is the risk that counterparty will not meet its obligations under a financial instrument or customer contract, leading to a financial loss. The group is exposed to credit risk from its operating activities (primarily trade receivables) and from its financing activities, foreign exchange transactions and other financial instruments.

Group uses expected credit loss model for assessing and providing for credit risk.

a) Trade receivable

Customer credit risk is managed through the group's policy, procedures and control relating to customer credit risk management. Credit quality of a customer is assessed based on group's internal policies and procedures. Outstanding customer receivables are regularly monitored. Trade receivables are non interest bearing and are generally on, 30 days to 120 days credit terms. The group has concentration risk as customer base is not widely distributed, almost 74% of total revenue is contributed by top six customers both economically and geographically.

b) Expected Credit Loss for Trade Receivable

The group estimates its allowance for trade receivable using lifetime expected credit loss - simplified approach on the balance past due for more than 6 month (net of expected credit loss allowance)

NOTES TO CONSOLIDATED FINANCIAL STATEMENTS

For The Year Ended March 31, 2026

ii) Impairment of financial assets: Expected credit loss

₹ in Lakhs

Particulars	As At March 31, 2026	As At March 31, 2025
Gross carrying amount	6,500.21	5,704.70
Expected loss rate	0.05%	0.14%
Expected credit losses (loss allowance provision)	(3.34)	(8.26)
Carrying amount of trade receivables (net of impairment)	6,496.87	5,696.44

c) Financial instruments and cash deposits

Credit risk from balances with banks and financial institutions is managed by the group's CFO in accordance with group's policy. Investments of surplus funds are made as per group's policy. Group monitors rating, credit spreads and financial strength of its counter parties. Based on ongoing assessment company adjust it's exposure to various counterparties. Group's maximum exposure to credit risk for the components of statement of financial position is the carrying amount.

2) Liquidity risk

Liquidity risk is the risk that the group may not be able to meet it's present and future cash flow and collateral obligations without incurring unacceptable losses. Group's objective is to, at all time maintain optimum levels of liquidity to meet it's cash and collateral requirements. Group closely monitors its liquidity position and deploys a robust cash management system. It maintains adequate sources of financing including overdraft, debt from domestic banks at optimised cost and financing arrangement for suppliers.

The table summarises the maturity profile of group's financial liabilities based on contractual undiscounted payments

₹ in Lakhs

Particulars	On Demand	Less than 1 year	More than 1 year	Total
a) Trade Payables				
March 31, 2026	-	7,089.78	-	7,089.78
March 31, 2025	-	5,980.99	-	5,980.99
b) Borrowings				
March 31, 2026	6,948.28	3290.80	14,800.18	25,039.26
March 31, 2025	8,857.87	1,211.88	5,534.59	15,604.34
c) Other Financial Liabilities				
March 31, 2026	-	2,874.41	0.62	2,875.03
March 31, 2025	-	1,034.28	0.62	1,034.90

The group does not have undrawn facility during the current year

3) Market Risk

Market risk is the risk that the fair value of future cash flows of a financial instrument will fluctuate because of changes in market prices. Market risk comprises three types of risk interest rate risk, currency risk and other price risk such as equity price risk and commodity risk. Financial instruments affected by market risk include loans and borrowings, deposits and investments. Group's activities expose it to variety of financial risks, including effect of changes in foreign currency exchange rate and interest rate.

a) Interest rate risk

Interest rate risk is the risk that the fair value or future cash flows of a financial instrument will fluctuate because of changes in market interest rates. Group manages its interest rate risk by having a balanced portfolio of fixed and variable rate loans and borrowings. The group does not account for any fixed-rate financial assets or financial liabilities at fair value through profit or loss. Therefore, a change in interest rates at the reporting date would not affect profit or loss.

NOTES TO CONSOLIDATED FINANCIAL STATEMENTS

For The Year Ended March 31, 2026

b) Foreign Currency Exposure Risk

Foreign currency risk is the risk that the fair value or future cash flows of an exposure will fluctuate because of changes in foreign exchange rates. The group's exposure to the risk of changes in foreign exchange rates relates primarily to the group's operating activities (when revenue, expense, assets & liabilities is denominated in a foreign currency).

The group manages its foreign currency risk by mapping receive bale against payables in order to minimize currency fluctuation impact.

c) Foreign currency exposure :

Financial Assets	Currency	Amount in Foreign Currency in Lakhs		Amount in ₹ in Lakhs	
		March 31, 2026	March 31, 2025	March 31, 2026	March 31, 2025
Trade Receivables	EUR	-	-	-	-
	GBP	1.23	0.63	150.35	69.86
	USD	14.44	11.49	1,336.54	983.56
	CNY	-	-	-	-

Financial Assets	Currency	Amount in Foreign Currency in Lakhs		Amount in ₹ in Lakhs	
		March 31, 2026	March 31, 2025	March 31, 2026	March 31, 2025
Factoring Loan	USD	3.12	3.53	288.76	302.17
	GBP	-	0.01	-	1.11

Financial Liabilites	Currency	Amount in Foreign Currency in Lakhs		Amount in ₹ in Lakhs	
		March 31, 2026	March 31, 2025	March 31, 2026	March 31, 2025
Term Loan	USD	1.04	2.01	98.02	175.47
PCFC	USD	-	11.28	-	984.74

Financial Liabilites	Currency	Amount in Foreign Currency in Lakhs		Amount in ₹ in Lakhs	
		March 31, 2026	March 31, 2025	March 31, 2026	March 31, 2025
Trade Payable	USD	0.87	2.88	82.21	251.17
	EUR	4.85	0.06	527.86	5.52
	CNY	3.43	-	47.33	-

Currency wise net exposure (assets - liabilities)

Particulars	Amount in Foreign Currency in Lakhs		Amount in ₹ in Lakhs	
	March 31, 2026	March 31, 2025	March 31, 2026	March 31, 2025
EUR	(4.85)	(0.06)	(527.86)	(5.52)
USD	15.65	(1.15)	1,445.07	(125.65)
GBP	1.23	0.64	150.35	70.97
CNY	(3.43)	-	(47.33)	-

NOTES TO CONSOLIDATED FINANCIAL STATEMENTS

For The Year Ended March 31, 2026

Sensitivity Analysis

Currency	Amount in INR in Lakhs		Sensitivity %	
	2025-26	2024-25	2025-26	2024-25
EUR	(527.86)	(5.52)	13.71%	3.64%
USD	1,445.07	(125.65)	8.12%	1.90%
GBP	150.35	70.97	10.31%	5.64%
CNY	(47.33)	-	13.62%	3.98%
Total	1,020.23	(60.20)	45.76%	15.16%

Currency	Impact on profit (weakening) INR		Impact on profit (strengthening) INR	
	2025-26	2024-25	2025-26	2024-25
EUR	(72.40)	(0.20)	72.40	0.20
USD	117.33	(2.39)	(117.33)	2.39
GBP	15.50	4.00	(15.50)	(4.00)
CNY	(6.45)	-	6.45	-
Total	53.98	1.41	(53.98)	(1.41)

EUR - Euro

GBP - Great Britain Pound

USD - United States Dollar

CNY - Chinese Yen

Note 38 B: Impairment of financial assets: Expected credit loss

Provision for expected credit loss

Internal rating	Category	Description of category	Basis of recording expected credit loss	
			Loans and deposits & Other Assets	Trade receivables
A	High quality asset, negligible credit risk	Assets where the counter party has strong capacity to meet obligations and where risk is negligible or nil.	12 months expected credit losses	Life- time expected credit losses - simplified approach
B	Standard asset, moderate credit risk	Assets where there is moderate risk of default and where there has been low frequency of defaults in past.		
C	Low quality asset, High credit risk	Assets where there is high probability of default. In general, assets where contractual payments are more than year past due are categorised as low quality asset. Also includes where credit risk of counter party has increased significantly through payments may not be more than a year past due.	Life- time expected credit losses	
D	Doubtful asset-credit impaired	Assets are written off, when there is no reasonable expectations of recovery. Where loans and receivables have been written off, the group continues to engage in enforcement activity to attempt to recover the receivables due. Where recoveries are made, these are recognised in profit or loss.	Asset is written off	

NOTES TO CONSOLIDATED FINANCIAL STATEMENTS

For The Year Ended March 31, 2026

1) Expected credit loss for loans, security deposits and investments

							₹ in Lakhs
Particulars	Asset group	Internal rating	Estimated gross carrying amount of default	Expected probability of default	Expected credit losses	Carrying amount net of impairment provision	
Loss allowance measured at 12 months expected credit losses	Financial assets for which credit risk has not increased significantly from inception	Security Deposits & Advance	A	15.66	-	-	15.66
		Other Financial Assets & Investments	A	535.79	-	-	535.79
Loss allowance measured at life time expected credit losses	Financial assets for which credit risk has increased significantly and not credit impaired	-	-	-	-	-	-
	Financial assets for which credit risk has increased significantly and credit impaired	-	-	-	-	-	-

2) Expected credit loss for trade receivables under simplified approach

					₹ in Lakhs
Particulars	Not due	Past due but not impaired		Total	
		Less than 1 year	More than 1 year		
Gross carrying amount	6,303.05	197.17	-	6,500.22	
Expected loss rate	0.00%	(1.69%)	-	(0.05%)	
Expected credit losses (Loss allowance provision)	-	(3.34)	-	(3.34)	
Carrying amount of trade receivable (Net of impairment)	6,303.05	193.83	-	6,496.88	

As at 31 March 2025

1) Expected credit loss for loans, security deposits and investments

							₹ in Lakhs
Particulars	Asset group	Internal rating	Estimated gross carrying amount of default	Expected probability of default	Expected credit losses	Carrying amount net of impairment provision	
Loss allowance measured at 12 months expected credit losses	Financial assets for which credit risk has not increased significantly from inception	Security Deposits & Advance	A	16.03	-	-	16.03
		Other Financial Assets & Investments	A	373.95	-	-	373.95

NOTES TO CONSOLIDATED FINANCIAL STATEMENTS

For The Year Ended March 31, 2026

₹ in Lakhs

Particulars	Asset group	Internal rating	Estimated gross carrying amount of default	Expected probability of default	Expected credit losses	Carrying amount net of impairment provision
Financial assets for which credit risk has increased significantly and not credit impaired	-	-	-	-	-	-
Financial assets for which credit risk has increased significantly and credit impaired	-	-	-	-	-	-

2) Expected credit loss for trade receivables under simplified approach

₹ in Lakhs

Particulars	Not due	Past due but not impaired		Total
		Less than 1 year	More than 1 year	
Gross carrying amount	4,962.73	741.97	-	5,704.70
Expected loss rate	0.00%	(1.11%)	-	(0.14%)
Expected credit losses (Loss allowance provision)	-	(8.26)	-	(8.26)
Carrying amount of trade receivable (Net of impairment)	4,962.73	733.71	-	5,696.44

NOTE 39: CAPITAL MANAGEMENT

(a) Risk management

The group's objective when managing capital are to

- safeguard its ability to continue as a going concern, so that it can continue to provide returns for shareholders and benefits for other stakeholders, and
- Maintain an optimal capital structure to reduce the cost of capital.

In order to maintain or adjust the capital structure, the group may adjust the amount of dividends paid to shareholders, return capital to shareholders, issue new shares or sell assets to reduce debt. Consistent with others in the industry, the group monitors capital on the basis of the following **Gearing ratio: Net debt (Total borrowings net of cash and cash equivalents) divided by Total 'equity' (as shown in the balance sheet, including non-controlling interests).**

The group's strategy is to maintain a gearing ratio within 3 times. The gearing ratios were as follows:

₹ in Lakhs

Particulars	March 31, 2026	March 31, 2025
Loans and borrowings	25,039.26	12,148.48
Less: Cash and cash equivalents	33.34	186.08
Net debt	25,005.91	11,962.40
Equity	11,108.53	10,767.18
Capital and net debt	36,114.44	22,729.58
Gearing ratio	2.25	1.11

NOTES TO CONSOLIDATED FINANCIAL STATEMENTS

For The Year Ended March 31, 2026

(b) Dividend

The Board of Directors have recommended Preference Dividend of ₹10/- per Preference Shares of ₹100/- each (Previous year ₹10/- per Preference Shares of ₹100/-) on 10% Redeemable Cumulative Preference Shares for F.Y. 2025-26, subject to approval of members in the ensuing annual general meeting.

NOTE 40 : RATIOS

₹ in Lakhs

SL	Particulars	For the year 2025-26				For the year 2024-25				Variance (%)	Reason for variance more than 25%
		Numerator	Denominator	Ratios	Days	Numerator	Denominator	Ratios	Days		
1	Current Ratio [Current assets / Current Liability]	17,443.54	20,519.65	0.85		17,820.68	17,372.21	1.03		(17.13%)	-
2	Debt-Equity Ratio [Debt/Equity]	25,039.26	11,108.53	2.25		15,604.33	10,767.18	1.45		55.53%	The increase in borrowings during FY 2025-26 for CAPEX purposes for the expansion of the Foundry, establishment of a Fitting & Machine Shop, Solar Plant resulted in a higher ratio
3	Debt Service Coverage Ratio [PBFCDT/Interest Due Principal repayment]	4,922.33	3,400.90	1.45		5,369.56	2,401.24	2.24		(35.27%)	Due to decrease in EBDIT and increase in debt obligation during current year, resulted in decrease in ratio
4	Return on Equity Ratio [(PAT)/(Total opening Equity+Total closing Equity)/2]	465.65	10,937.85	4.26%		1,688.82	7,718.26	21.88%		(80.54%)	Compared to the previous year, Profit after Tax has decreased and average equity increased on account of right issue of shares in previous year, resulted in decline in ratio.
5	Inventory Turnover [Sales/(op. Inventory+cl. Inventory)/2]	36,392.16	5,806.39	6.27	58	35,990.54	5,469.09	6.58	55	(4.76%)	-
6	Trade Receivables Turnover [Sales/(op. receivable+cl. Receivables)/2]	36,392.16	6,096.66	5.97	61	35,990.54	4,567.84	7.88	46	(24.24%)	-
7	Trade Payable Turnover [Net Credit purchase/(op. payables+cl. Payables)]	20,056.06	6,535.39	3.07	119	18,500.40	5,671.48	3.26	112	(5.92%)	-
8	Net Capital Turnover Ratio [Sales/Working Capital]	36,392.16	(3,076.11)	(11.83)		35,990.54	448.47	80.25		(114.74%)	Working capital has turned negative in the current year due to an increase in payables to capital suppliers, decrease in short term Fixed Deposits of Right Issue Funds. Consequently, this ratio has declined.
9	Net profit Ratio [PAT/Sales]	465.65	36,392.16	1.28%		1,688.82	35,990.54	4.69%		(72.73%)	Compared to the previous year, Profit after Tax has decreased resulted in decline in ratio.

NOTES TO CONSOLIDATED FINANCIAL STATEMENTS

For The Year Ended March 31, 2026

₹ in Lakhs

Sl.	Particulars	For the year 2025-26				For the year 2024-25				Variance (%)	Reason for variance more than 25%
		Numerator	Denominator	Ratios	Days	Numerator	Denominator	Ratios	Days		
10	Return on Capital Employed ($\frac{\text{IPBFCT/TCE}-(\text{NW}+\text{DTL}+\text{Total Debt})}{\text{Total Debt}}$)	2,899.13	36,840.22	7.87%		4,067.82	26,772.98	15.19%		(48.21%)	This year, the holding Company has raised ₹10,761.03 lakhs through bank loans for the expansion of the Foundry and the establishment of a Fettleing & Machine Shop and Solar Plant, resulted in an increase in capital employed and also decrease in EBIT in current year as compared to previous year; hence, the ratio has decreased this year.
11	Return on Investment ($\frac{\text{ROI}=\text{Interest received}/\text{Average Investment}}$)	220.17	3,227.57	6.82%		115.45	2,960.82	3.90%		74.95%	The holding Company has parked the unspent amount of the Rights Issue proceeds in fixed deposits (refer Note 43). The reported interest income on these FD's has increased as compared to previous year by ₹102.26 Lakhs. Consequently, this has led to a increase in the ratio.

NOTE 41: NOTE ON CORPORATE SOCIAL RESPONSIBILITY (CSR)

- CSR required to be spent by the holding Company as per Section 135 of the Companies Act 2013 read with schedule VII thereof during the year is ₹27.88 Lakhs (Previous Year ₹12.94 lakhs)
- Expenditure related to CSR is ₹26.50 Lakhs (Previous year ₹14.50 Lakhs)
- CSR Amount carried forward (i.e. Excess spent pertaining to FY 2024-25) is ₹1.95 lakhs and CSR Amount brought forward is ₹0.57 Lakhs for current year.

Details of Amount spent towards CSR is given below:

₹ in Lakhs

Particulars	As at March 31, 2026	As at March 31, 2025
Runanubandh Charitable Trust (Maintenance of Day care centers and such other facilities for Senior Citizens)	-	2.50
Hasan Mushrif Foundation (HPV Anti Cancer vaccination for Girls below 9 years)	-	1.00
Shri Siddhivinayak Ganapati Cancer Hospital (Donation to Cancer Hospital-Related Party refer Note No.37)	-	1.00
Manufacturing Association of Kagal Hatkanagle (Skill Development Centre)	20.00	10.00
Kai. Shri Marutirao Salokhe, Hatkanangle, Kolhapur (Setting up Old age home for senior citizens)	5.00	-
Chess Association Kolhapur (To promote sports)	0.25	-
Kolhapur Institute of Technology's (KIT) (To promote education)	0.25	-
DR. DYANESHWAR MULE FOUNDATION (To promote education)	1.00	-
Total	26.50	14.50

NOTES TO CONSOLIDATED FINANCIAL STATEMENTS

For The Year Ended March 31, 2026

NOTE 42: EARNINGS PER SHARE (BASIC AND DILUTED):-

₹ in Lakhs except EPS

Particulars	As at March 31, 2026	As at March 31, 2025
Weighted average number of Equity Shares held during the year (in Nos.)	155.43	151.60
Profit for the year before tax	755.28	2,498.59
Tax Expenses	289.45	809.77
Net Profit after Tax	465.83	1,688.82
Basic earning per Equity Share of ₹10 each	3.00	11.14

NOTE 43: RIGHTS ISSUE OF EQUITY SHARES

- The holding company at its right issue committee meeting held on 12th October 2024 has allotted 14,13,000 rights equity shares of Face value of ₹10 each issued at a premium of ₹315 per share, total price of ₹325 per share. The holding company has raised ₹4592.25 lakhs through this right issue. On 12th October 2024, allotment process was completed.
- Proceeds from the rights issue have been utilised upto March 31, 2026 in the following manner:

₹ in Lakhs

Particulars	Amount as per Right Issue Proceeds	Fund utilised up to March 31, 2026	Balance as on March 31, 2026
1. Capital expenditure for enhancement of present foundry capacity of 30,000 MT/Annum to enhance the foundry capacity up to 45,000 MT/Annum (Including GST)	884.75	507.99	376.76
2. Capital Expenditure for setting up New Fettleing Shop (Foundry Expansion) 45,000 MT/Annum Capacity at Five Star MIDC, Kagal, Kolhapur-416216, Maharashtra (Including GST)	501.00	500.97	0.03
3. Capital Expenditure to build 10,000 MT/Annum of new machining capacity at Five Star MIDC, Kagal, Kolhapur-416216, Maharashtra (Including GST)	1,445.45	1,444.18	1.27
4. Installation of Solar plant for Captive consumption (Including GST)	707.80	690.68	17.12
5. General Corporate Purposes (Including GST)	853.25	841.95	11.30
6. Right Issue Related Expenses (Excluding GST)	200.00	200.00	-
Total	4,592.25	4,185.77	406.48

There has been no variation or deviation in the utilization of the funds raised by the holding Company as stated in the Letter of Offer, dated September 13, 2024

As discussed & approved by the Board out of ₹853.25 Lakhs allocated for General Corporate Expenses (GCE), ₹841.07 Lakhs have been utilized for floor-type milling and boring machines under new machining capacity at Five Star MIDC, Kagal, Kolhapur-416216, Maharashtra

The holding Company has deposited right issue proceeds in fixed deposit and has availed overdraft facility against the same fixed deposit. Above mentioned expenses/advances are made out of the same overdraft facility

- Right Issue Related Expenses:

NOTES TO CONSOLIDATED FINANCIAL STATEMENTS

For The Year Ended March 31, 2026

₹ in Lakhs

Particulars	Issue Related Expenses (Excluding GST)
Debited to securities premium	200.40
Debited to statement of profit and loss	10.00

- d) Transactions with any person or entity belonging to the promoter/promoter group which holds 10% or more shareholding in the holding Company:

₹ in Lakhs

Proceeds from Right issue of Equity shares	Amount
Vendavagali Srinivasa Reddy	73.13

NOTE 44: TRANSACTIONS WITH STRUCK OFF COMPANIES :

There is no transaction with struck off companies during current year & previous year

NOTE 45: SEGMENT REPORTING

Group operates in single operating segment of manufacturing & machining of castings. The executive management committee monitors the operating results of entire group as a whole for the purpose of making decisions about resource allocation and performance assessment.

Details of revenue contributed by single customer that exceeds 10% of total revenue:

Name of the Customer	2025-26	2024-25
Vestas Nacelles America Inc.	24.41%	25.35%
Vestas Wind Technology India Pvt. Ltd.	15.57%	21.99%
Flender Drives Pvt Ltd	9.72%	10.91%

NOTE 46: DUES TO MICRO, SMALL, MEDIUM ENTERPRISES

The group has compiled this information based on the current information in its possession as at March 31, 2026, no supplier has intimated the group about its status as Micro and Small Enterprises or its registration with the appropriate authority under the Micro, Small and Medium Enterprises Development Act, 2006 except as disclosed below

₹ in Lakhs

Particulars	2025-26	2024-25
Total outstanding dues of micro, small and medium enterprises	4,399.51	1,098.60
Principal amount remaining unpaid to any supplier as at the end of each financial year	2,262.64	225.48
Interest thereon remaining unpaid to any supplier as at the end of each financial year	26.24	27.16
Amount of interest paid by the buyer under MSMED Act, 2006 along with the amounts of the payment made to the supplier beyond the appointed day during each financial year	-	-
Payment made beyond appointment day	2,303.83	1,614.41
Amount of interest due and payable for the period of delay in making payment	30.22	27.16
Amount of interest accrued and remaining unpaid at the end of financial year	57.37	27.16
Amount of further interest remaining due and payable even in the succeeding year, until such date when the interest dues as above are actually paid to the small enterprise, for the purpose of disallowance as a deductible expenditure under section 23 of MSMED Act, 2006	57.37	27.16

NOTE 47 : SHARE BASED PAYMENTS

NOTES TO CONSOLIDATED FINANCIAL STATEMENTS

For The Year Ended March 31, 2026

A. Employee Stock Option Plan

Pursuant to the applicable requirements of the erstwhile Securities and Exchange Board of India (Employee Stock Option Scheme and Employee Stock Purchase Scheme) Guidelines, 1999 ("the SEBI guidelines"), the holding Company had framed and instituted Employee Stock Option Plan to attract, retain, motivate and reward its employees and to enable them to participate in the growth, development and success of the group.

B. ESOP 2025 scheme:

During the previous year, the holding Company formulated an Employee Stock Option Scheme titled "Synergy Green Industries Limited ESOP Trust" ("ESOP 2025" or the "Scheme") in accordance with the SEBI (Share Based Employee Benefits and Sweat Equity) Regulations, 2021. Under ESOP 2025, stock options are granted to eligible employees of the holding Company, including senior executives and key managerial personnel, in line with the eligibility criteria prescribed under the Scheme.

The Scheme was approved by the shareholders through a Special Resolution passed via Postal Ballot on April 22, 2025. Pursuant to the approval of the Scheme, stock options were granted on 01st Oct.2025.

As per the terms of the Scheme, the options vest over a period of Three (3) years from the respective dates of grant, subject to the service condition of employee's continued employment with the holding Company. Vested options may be exercised within a maximum period of Three (3) years from the respective date of vesting.

The fair value of the stock options granted under ESOP 2025 has been determined on the respective grant dates using the Black-Scholes Option Pricing Model, taking into account the terms and conditions of the grants. The contractual life of the options ranges from Two (2) to Four (4) years, with a weighted average contractual life of Three (3) years. The Scheme does not provide for any cash settlement alternatives

ESOP 2025 envisages an Synergy Green Industries Limited ESOP Trust ("ESOP Trust") which is authorised for secondary acquisition. During the year, ESOP trust has bought 8,000 shares (March 31, 2025:Nil shares) from open market which is held by the ESOP Trust as at March 31, 2026.

C. Expense recognised under ESOP 2025 for employee services received during the year is shown in the following table:

₹ in Lakhs

Particulars	As at March 31, 2026	As at March 31, 2025
Expense arising from equity-settled share-based payment transactions	34.68	-
Total expense arising from share-based payment transactions	34.68	-

The holding company uses a graded vesting method for expense recognition, based on the respective vesting tranches

The share-based payment reserve at the end of the year amounts to ₹34.68 Lakhs (previous year Nil). (Refer Note 11)

NOTE 48 : FINANCIAL INFORMATION PURSUANT TO SCHEDULE III OF THE COMPANIES ACT, 2013

Name of entity	Net Asset i.e. total assets minus total liabilities		Share of profit & loss		Share in Other comprehensive income		Share in total comprehensive income	
	As % of consolidated net assets	Amounts	As % of consolidated profit & loss	Amounts	As % of consolidated other comprehensive income	Amounts	As % of consolidated total comprehensive income	Amounts
Parent								
Synergy Green Industries Limited	100.00%	11,108.70	100.04%	465.83	100.00%	36.55	100.04%	502.38
Indian Entity								
Controlled Entity								
Synergy Green Industries Limited ESOP Trust	0.00%	(0.08)	(0.04%)	(0.18)	0.00%	-	(0.04%)	(0.18)
Total	100.00%	11,108.62	100.00%	465.65	100.00%	36.55	100.00%	502.20

The holding company does not have any subsidiary, associate or Joint venture.

NOTES TO CONSOLIDATED FINANCIAL STATEMENTS

For The Year Ended March 31, 2026

NOTE 49 : NOTE ON CHARGE CREATION

The holding company has registered all details of registration or satisfaction of charges with ROC, Pune within the prescribed time from the execution of documents.

NOTE 50 : FOREIGN EXCHANGE EARNINGS

The group has earned foreign currency amounting to ₹10564.63 Lakhs (Previous Year ₹9777.44 Lakhs)

NOTE 51 : WILLFUL DEFAULTER

The holding company has not been declared as willful defaulter by any banks/Financial Institutions.

NOTE 52 : CRYPTO CURRENCY OR VIRTUAL CURRENCY

The group has not traded or invested in Crypto Currency or Virtual Currency

NOTE 53 : NOTE ON UNDISCLOSED INCOME IF ANY

The group does not have any transaction not recorded in the books of accounts that has been surrendered or disclosed as income during the year in the tax assessments under the Income Tax Act, 1961 (such as, search or survey or any other relevant provisions of the Income Tax Act, 1961).

Also none of the previously unrecorded income and related assets have been recorded in the books of account during the year.

NOTE 54 : NOTE ON LAYERS OF COMPANIES

The holding Company has not made investments in any other company, hence provisions under clause (87) of section 2 of the Act read with the Companies (Restriction on number of Layers) Rules, 2017, are not applicable.

NOTE 55 : COMPLIANCE WITH APPROVED SCHEME OF ARRANGEMENT

The holding Company has not entered into any scheme of arrangement which has an accounting impact on current period.

NOTE 56 : UTILISATION OF BORROWED FUNDS AND SHARE PREMIUM.

- 1) No funds have been advanced or loaned or invested (either from borrowed funds or share premium or any other sources or kind of funds) by the holding company to or any other person or entities, including foreign entities ("Intermediaries"), with the understanding, whether recorded in writing or otherwise, that the Intermediary shall, whether, directly or indirectly lend or invest in other persons or entities identified in any manner whatsoever by or on behalf of the holding company ("Ultimate Beneficiaries") or provide any guarantee, security or the like on behalf of the Ultimate Beneficiaries.
- 2) No funds have been received by the group from any person or entity, including foreign entities ("Funding Parties"), with the understanding, whether recorded in writing or otherwise, that the group shall, whether, directly or indirectly, lend or invest in other persons or entities identified in any manner whatsoever by or on behalf of the Funding Party ("Ultimate Beneficiaries") or provide any guarantee, security or the like on behalf of the Ultimate Beneficiaries.

NOTE 57 : AVAILABILITY OF BOOKS OF ACCOUNTS & MAINTENANCE OF BACKUPS

The holding company has complied with the Rule(3) of Companies (Accounts) Rules 2014 amended on August 5, 2022, relating to the maintenance of electronic books of account and other relevant books and paper. The holding Company's books of accounts and relevant books and papers are accessible in India at all times and backup of the accounts and other relevant books and papers are maintained in electronic mode within India and kept in servers physically located in India on a daily basis.

NOTE 58. CODE ON WAGES 2019

On 21 November 2025, the Government of India notified the code on wages 2019, the Industrial Relations Code,2020, the Code on Social Security,2020, and Occupational Safety , Health and Conditions Code,2020, thereby consolidating 29 exiting labour laws. The group has applied the revised definition of wages under the new Labour codes while measuring employee benefit provisions. Pending the notification of the final central and state rules and related legal guidance, the group has estimated the related obligations based on current legal interpretations and actuarial valuations. The group continues to monitor the finalisation of Central / State Rules and clarifications from the

NOTES TO CONSOLIDATED FINANCIAL STATEMENTS

For The Year Ended March 31, 2026

Government on other aspects of the Labour Code and would provide appropriate accounting effect on the basis of such developments as needed. Based on actuarial results and ICAI guidance the impact of past service cost is shown as exceptional item in Profit & Loss account.

NOTE 59 : NOTE ON REGROUPING OF FIGURES

Figures of the previous year have been regrouped wherever necessary.

As per our report of even date
For M/s D A B & ASSOCIATES
Chartered Accountants
Firm Registration No. 101119W

For and on behalf of the board of directors of
SYNERGY GREEN INDUSTRIES LIMITED

Guruprasad Bobhate
Partner
Membership No.198670

Sachin R. Shirgaokar
Chairman & Managing Director
DIN:00254442

Sohan S. Shirgaokar
Jt. Managing Director
DIN:00217631

Place: Kolhapur
Date: 19th May 2026

Pratik P. Dukande
Chief Financial Officer

Nilesh M. Mankar
Company Secretary

