

HFFCIL/BSE/NSE/EQ/10/2026-27

Date: 06-05-2026

To, BSE Limited, Department of Corporate Services, Phiroze Jeejeebhoy Towers, Dalal Street, Fort, Mumbai- 400001. Scrip Code- 543259	To, The National Stock Exchange of India Limited, The Listing Department, Exchange Plaza, C-1, Block G, Bandra Kurla Complex, Bandra (E), Mumbai- 400051. Scrip Symbol- HOMEFIRST
---	--

Sub: Investor Press Release on the Financial and Operational Performance of the Company for the quarter and year ended March 31, 2026

Dear Sir/Madam,

Pursuant to Regulation 30 of SEBI (Listing Obligations and Disclosure Requirements) Regulations, 2015, please find enclosed herewith the Investor Press Release on the Financial and Operational performance of the Company for the quarter and year ended March 31, 2026.

This Investor Press Release may also be accessed on the website of the company at www.homefirstindia.com

This is for your information and record.

For **Home First Finance Company India Limited**

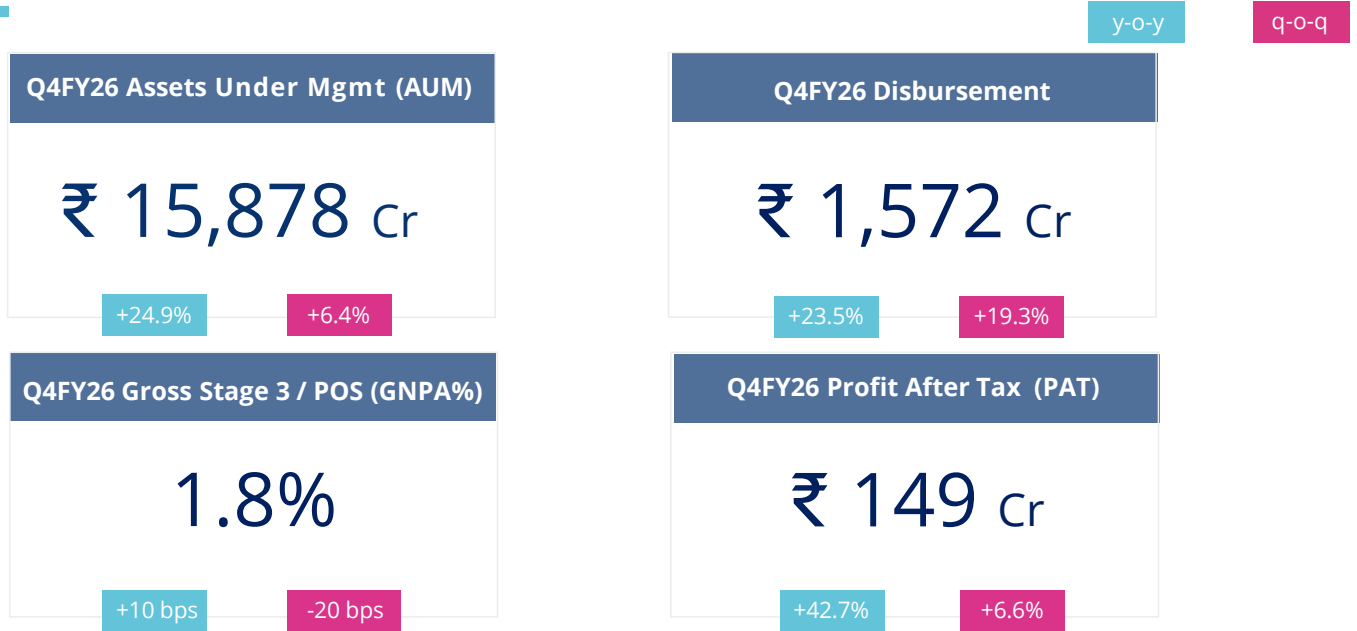
Shreyans Bachhawat
Company Secretary, Compliance Officer and Head – Legal
ACS NO: 26700

Home First Finance Company India Limited

Press Release: 6th May, 2026, Mumbai

- AUM at ₹ 15,878 Cr; strong growth of 24.9% y-o-y and 6.4% q-o-q.
- Disbursal reaches new high of ₹ 1,572 Cr with a y-o-y growth of 23.5% and a q-o-q of 19.3%.
- Asset Quality Strengthens: 1+/30+/GNPA at 4.7%/3.2%/1.8%; QoQ improvement of 60bps, 50bps, 20bps
- PAT grows by 42.7% y-o-y and 6.6% q-o-q to ₹ 149 Cr. RoA at 4.1%.

Q4FY26 in brief



Key Performance Indicators for Q4 & FY26

Particulars	Q4FY26	Q4FY25	y-o-y	Q3FY26	q-o-q	FY26	FY25	y-o-y
AUM (₹Cr)	15,878	12,713	24.9%	14,925	6.4%	15,878	12,713	24.9%
Disbursement (₹Cr)	1,572	1,273	23.5%	1,318	19.3%	5,424	4,805	12.9%
Total Income (₹Cr)	505	416	21.3%	484	4.4%	1,923	1,539	24.9%
PAT (₹Cr)	149	105	42.7%	140	6.6%	540	382	41.4%
Spread (%) ⁽¹⁾	5.3%	5.1%	+20 bps	5.4%	-10 bps	5.3%	5.2%	+10 bps
ROA (%)	4.1%	3.5%	+60 bps	4.0%	+10 bps	3.9%	3.5%	+40 bps
Gross Stage 3 (%)	1.8%	1.7%	+10 bps	2.0%	-20 bps	1.8%	1.7%	+10 bps
Cost to Income (%)	32.0%	35.7%	-370 bps	32.1%	-10 bps	32.5%	35.8%	-330 bps

(1) IGAAP basis and Excludes Co-Lending.

Investors & Analyst can download the excel version of operational & financial numbers from our website [link](#).

Commenting on the performance Mr. Manoj Viswanathan, MD & CEO said,

India maintains macroeconomic stability despite a global landscape disturbed by Middle Eastern conflicts and shifting trade dynamics. Domestic demand continues to be supported by stable policy settings and gradually improving economic momentum.

Against this backdrop, the Company delivered a strong Q4FY26 and FY26 performance, marked by sustained business momentum and enduring profitability. Our Assets Under Management (AUM) grew to ₹15,878 Crore, registering a robust 24.9% YoY and 6.4% QoQ growth. We achieved strong growth in originations and disbursements during this quarter, anchored in disciplined underwriting and rigorous risk management. This enabled us to navigate a dynamic operating environment while further strengthening portfolio quality and operational resilience.

During the quarter, disbursement grew by 23.5% YoY and 19.3% QoQ, to an all time high of ₹ 1,572 Crore. We continued to scale our distribution footprint in key affordable housing markets. During FY26, we expanded our network by adding 16 branches and 12 touchpoints, taking the total to 171 branches and 373 touchpoints. To support this growth, we strengthened our workforce with the addition of 221 employees, primarily in customer-facing roles, taking total headcount to 1,855.

We also delivered a very strong operating performance – our Q4 Profit after Tax grew by 42.7% YoY and 6.6% QoQ to ₹149 Crore supported by Net Total Income growth of 37.0% YoY and 6.9% QoQ to ₹310 Crore; RoA stood at 4.1%. For FY26, Profit After Tax (PAT) stood at ₹540 Crore, 41.4% YoY, translating into a Return on Equity (RoE) of 15.7% (pre-money RoE of 16.8%).

On a QoQ basis, Asset quality has strengthened materially, with a pronounced improvement in early-stage delinquencies (1+ and 30+ DPD), driving a meaningful reduction in GNPA. This structural improvement, underpinned by a stabilizing credit environment, reflects our disciplined and risk-calibrated growth strategy. 1+ DPD at 4.7% (improved by 60bps QoQ), 30+ DPD at 3.2% (improved by 50bps QoQ), GNPA at 1.8% (improved by 20bps QoQ), and credit cost steady at 40bps. We continue to maintain disciplined risk management with credit cost guidance of 30–40bps even as we scale.

We remain committed to responsible and sustainable growth. Under our Green Homes initiative, we certified 140 additional homes during the quarter, taking the cumulative count to 450 as of March 2026.

As we move into FY27, we are well positioned to deliver ~25% YoY AUM growth, driven by continued expansion of our distribution footprint, deeper technology integration, diversified funding sources, and a strong, embedded risk governance framework, reaffirming the strength of our portfolio and the resilience and stability of our business.

Backed by robust fundamentals and disciplined execution, we remain confident in our ability to consistently capture emerging opportunities and scale with precision. This next phase of growth will be defined by greater ambition, sharper execution, and a clear focus on building a market-leading franchise.

Key Highlights for Q4FY26

Distribution:

- The Company has 171 branches (+6 from Dec'25 and +16 from Mar'25) with presence in 13 States / UT.
- Total touchpoints increased to 373 (+5 from Dec'25 and +12 from Mar'25).

Q4FY26 Disbursements:

- Disbursements of ₹1,572 Cr, y-o-y growth of 23.5% and 19.3% q-o-q.

Asset under Management (AUM):

- ₹15,878 Cr, growth of 24.9% on y-o-y basis and 6.4% on q-o-q basis.
- Focus on housing loans that contribute 83% of AUM.
- EWS / LIG category forms ~70% of the customer base.

Asset Quality:

- Bounce rates range-bound. Apr'26 bounce rate of 16.3%.
- 1+ DPD is at 4.7% (improved by 60 bps on q-o-q).
- 30+ DPD at 3.2% (improved by 50 bps on q-o-q).
- Gross Stage 3 (GNPA) at 1.8% (improved by 20 bps on q-o-q).
- Our credit cost is at 40 bps for the quarter.

Provisions:

- ECL provision as on Mar'26 is ₹108 Cr; resulting in total provision to loans outstanding ratio at 0.8%; and the GNPA to total provision coverage ratio (PCR) is at 44.9% as of Mar'26 vs 40.4% as of Dec'25.

Borrowings:

- Total borrowings including debt securities are at ₹10,590 Cr as on Mar'26. The company continues to carry a liquidity buffer of ₹3,126 Cr as of Mar'26.
- Cost of borrowings at 7.9%, improved by 10 bps on q-o-q.

Spread:

- Ex-CL Spread on loans stood at 5.3% in Q4FY26 (reduced by 10 bps on q-o-q and improved by 20 bps y-o-y).

Capital Adequacy:

- As on Mar'26, total CRAR stood at 44.1% with Tier I capital at 43.8%. As of Mar'25, total CRAR was at 32.8% and Tier I capital at 32.4%.
- Networth as on Mar'26 is at ₹4,357 Cr vis-à-vis ₹4,180 Cr as on Dec'25 and ₹ 2,521 Cr as on Mar'25.
- The increase in CRAR and Networth is primarily due to enlarged equity base post recent fund raise of ₹ 1,250 Cr in Apr'26.

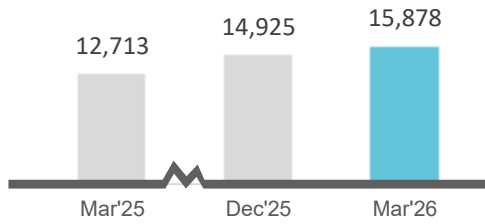
Q4FY26 Financial Performance:

- Total Income at ₹505 Cr; growth of 21.3% y-o-y and 4.4% q-o-q.
- PPOP stands at ₹211 Cr; growth of 44.9% y-o-y and 7.1% q-o-q.
- PAT at ₹149 Cr; up by 42.7% y-o-y and 6.6% q-o-q.
- ROA is at 4.1%; up by 60 bps y-o-y and 10 bps q-o-q.
- ROE at 14% (up by 30 bps q-o-q) due to enlarged equity base post recent fund raise; pre-money adjusted RoE at 17.5% (up by 40 bps q-o-q).

Q4FY26 Performance Summary

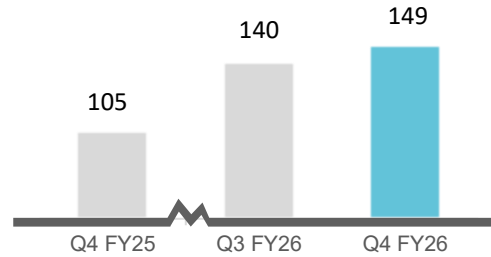
Assets Under Management

in ₹Cr



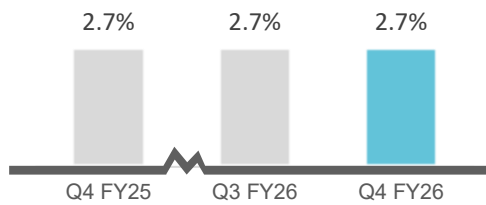
Profit After Tax

in ₹Cr



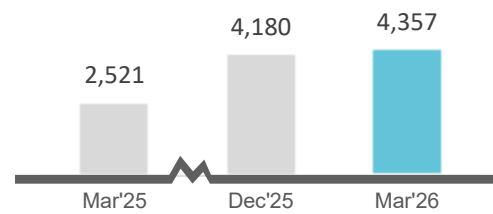
Opex to Asset

in ₹Cr



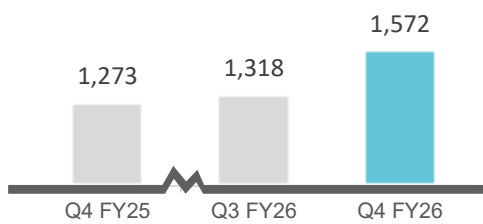
Net Worth

in ₹Cr

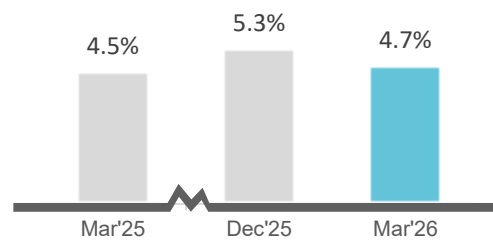


Disbursement

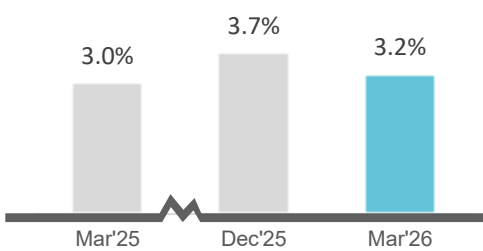
in ₹Cr



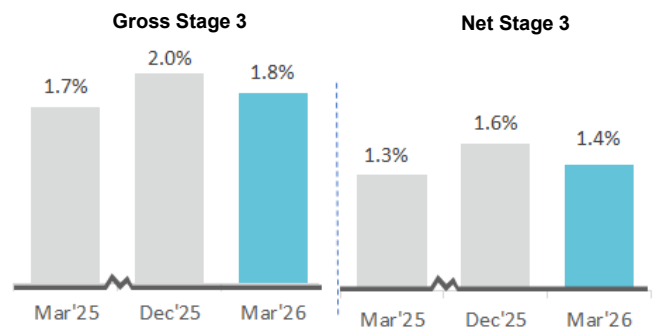
DPD 1+



DPD 30+



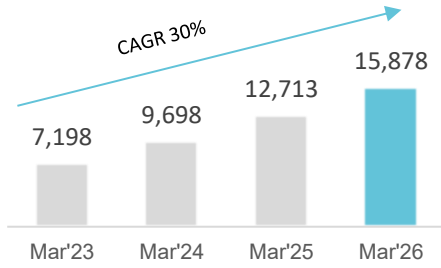
Gross / Net Stage 3 (GNPA/NNPA)



FY26 Performance Summary

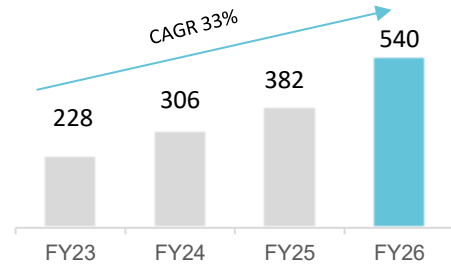
Assets Under Management

in ₹Cr

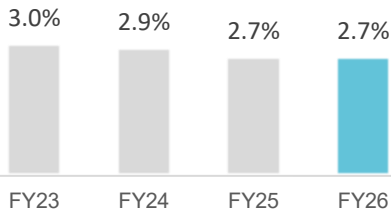


Profit After Tax

in ₹Cr

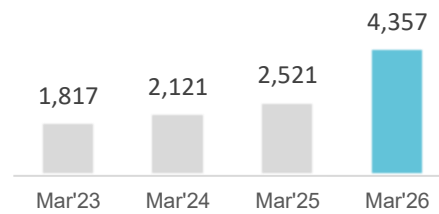


Opex to Asset



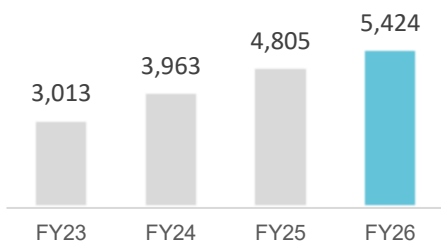
Net Worth

in ₹Cr

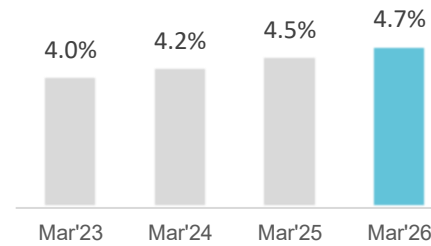


Disbursement

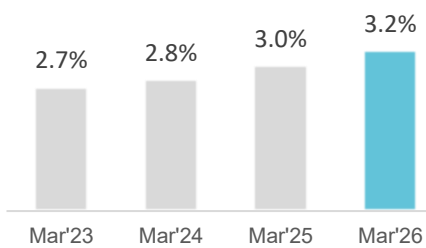
in ₹Cr



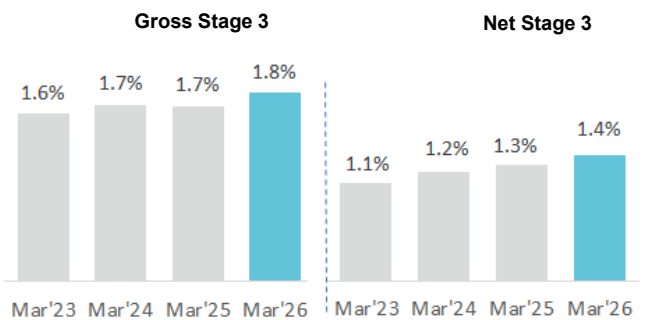
DPD 1+



DPD 30+



Gross / Net Stage 3 (GNPA/NNPA)



About Home First Finance Company India Limited

Home First Finance Company India Limited (HomeFirst) is a technology driven affordable housing finance company that targets first time home buyers in low and middle-income groups. It primarily offers housing loans for the purchase or construction of homes. The Company has deep penetration in the large housing finance markets with a network of 171 branches with presence in 13 States / UT in India, with a significant presence in emerging urban regions in the states of Gujarat, Maharashtra, Andhra Pradesh, Telangana, Karnataka and Tamil Nadu and increasing presence in emerging affordable housing finance markets of Uttar Pradesh, Uttarakhand, Madhya Pradesh and Rajasthan. The company has diversified lead generating channels with a wide network of connectors.

Safe Harbor Statement

Statements in this document relating to future status, events, or circumstances, including but not limited to statements about plans and objectives, the progress and results of research and development, potential project characteristics, project potential and target dates for project related issues are forward-looking statements based on estimates and the anticipated effects of future events on current and developing circumstances. Such statements are subject to numerous risks and uncertainties and are not necessarily predictive of future results. Actual results may differ materially from those anticipated in the forward-looking statements. The company assumes no obligation to update forward-looking statements to reflect actual results changed assumptions or other factors.

For further information, please contact

Home First Finance Company India Limited

511, Acme Plaza Andheri Kurla Road, Andheri East, Mumbai -
400059 CIN: L65990MH2010PLC240703

✉ **Ms Nutan Gaba Patwari**, Chief Financial Officer
nutangaba.patwari@homefirstindia.com

✉ **Mr. Sunil Anjana**, Head – Treasury & Investor Relations
sunil.anjana@homefirstindia.com

✉ **Investor Relations** - HomeFirst
investor.relations@homefirstindia.com

