HORIZON RECLAIM (INDIA) LIMITED
MFRS. OF RECLAIM/CRUMB RUBBER, PYROLYSIS OIL & RECOVERED CARBON BLACK
CIN : L22199UP2006PLC032294
(Formerly known as Horizon Reclaim (India) Private Limited)

To,
The Manager - Listing Department,
BSE Limited
Phiroze Jeejeebhoy Towers,
Dalal Street, Fort, Mumbai – 400001

25th November 2026

Scrip Code: 544794; ISIN: INE1SEO01013; SYMBOL: HORIZON

Subject: Investor Presentation on the results for the H1/FY27.

With reference to the captioned subject, pursuant to Regulation 30(6) read with Part A of Schedule III of the SEBI (Listing Obligations and Disclosure Requirements) Regulations, 2015, we are enclosing herewith the Investor Presentation on the financial results of the Company for the half-year ended 30th September 2026 (H1 FY 2026-27).

The said Investor Presentation is also being placed on the website of the Company www.horizonreclaim.com.

You are requested to take the same on records and disseminate it for the information of the investors.

Thanking you,

For HORIZON RECLAIM (INDIA) LIMITED
(Formerly known as Horizon Reclaim (India) Private Limited)

MALIKA BAJAJ
Digitally signed by MALIKA BAJAJ
Date: 2026.11.25 18:12:25 +05'30'

MALIKA BAJAJ
WHOLE-TIME DIRECTOR
DIN: 02106118



Regd. Office : Khasra No. 9, Dehradun Road, Near Nirankari Bhawan, Vill. Kumarhera, Saharanpur-247001 (U.P.) INDIA | Call : +91 81710 00900 | e-mail : office@horizonworld.in
Works (Rubber Reclaim Facility) : Ground Floor, Plot No. 59 - 62, Shiv Ganga Lakeshri, Roorkee, Haridwar, Uttarakhand- 247667 INDIA | Call :+ 91 81710 00900, 93594 70416, 73029 00003
Works (Waste to Energy Facility) : Plot no B 10, 12 B1, 11 ,23 OL (B) OL(C) / 1-6, C-2, 3, 4 R.K. International Park, Hirasar Airport, Kuvadva Road, Rajkot - 360023 (Gujarat) INDIA | Call : +91 81710 00900, 92196 00197
Toll Free : 1800-270-7006 | **e-mail** : support@horizonworld.in, info@horizonwold.in | **Visit us** : www.horizonreclaim.com

HORIZON RECLAIM (INDIA) LIMITED

H1 FY27 INVESTOR PRESENTATION

Recycling waste tyres into reclaimed rubber & pyrolysis oil.



DISCLAIMER

This presentation and the accompanying slides (the Presentation), which have been prepared by Horizon Reclaim (India) Ltd solely for information purposes and do not constitute any offer, recommendation or invitation to purchase or subscribe for any securities, and shall not form the basis or be relied on in connection with any contract or binding commitment what so ever. No offering of securities of the Company will be made except by means of a statutory offering document containing detailed information about the Company.

This Presentation has been prepared by the Company based on information and data which the Company considers reliable, but the Company makes no representation or warranty, express or implied, whatsoever, and no reliance shall be placed on, the truth, accuracy, completeness, fairness and reasonableness of the contents of this Presentation. This Presentation may not be all inclusive and may not contain all of the information that you may consider material. Any liability in respect of the contents of, or any omission from, this Presentation is expressly excluded. Certain matters discussed in this Presentation may contain statements regarding the Company's market opportunity and business prospects that are individually and collectively forward-looking statements. Such forward-looking statements are not guarantee of future performance and are subject to known and unknown risks, uncertainties and assumptions that are difficult to predict.

These risks and uncertainties include, but are not limited to, the performance of the Indian economy and of the economies of various international markets, the performance of the industry in India and world-wide, competition, the company's ability to successfully implement its strategy, the Company's future levels of growth and expansion, technological implementation, changes and advancements, changes in revenue, income or cash flows, the Company's market preferences and its exposure to market risks, as well as other risks. The Company's actual results, levels of activity, performance or achievements could differ materially and adversely from results expressed in or implied by this Presentation. The Company assumes no obligation to update any forward-looking information contained in this Presentation. Any forward-looking statements and projections made by third parties included in this Presentation are not adopted by the Company and the Company is not responsible for such third-party statements and projections.

H1 FY27 HIGHLIGHTS



MANAGEMENT COMMENTARY – H1 FY27 PERFORMANCE



Mr. Mohit Bajaj

Managing Director, Chief Financial Officer & Promoter

"H1 FY27 has been a landmark period for Horizon Reclaim. We listed on the BSE SME platform in June 2026 and delivered revenue of ₹28.18 crore, with EBITDA of ₹5.84 crore and Net Profit of ₹3.09 crore.

With the commissioning of our Rajkot facility (Unit II), we have expanded our circular economy model to include pyrolysis oil, carbon char and steel scrap alongside reclaimed rubber and crumb rubber. The unit has ramped up smoothly and recorded a turnover of ₹4 crore in October 2026. To date, we have accrued a total of 25,000 EPR credits under the Extended Producer Responsibility framework for waste tyres. These credits are yet to be realised, and we expect them to contribute to our performance going forward.

Unit III at Bhagwanpur, Haridwar is in an advanced stage of completion and is expected to be commissioned by January 2027. We expect our installed capacity to reach 86,800 MTPA once the planned capital expenditure programme is complete. Our listing has strengthened our balance sheet and is funding this expansion, and we are well positioned to serve growing demand for sustainable raw materials across the footwear, automotive, construction and infrastructure sectors."

H1 FY27 – Profit & Loss Statement

Particulars (In ₹ Cr)	H1 FY27	H1 FY26
INCOME		
Revenue from Operations	28.18	24.92
Other Income	0.08	0.08
Total Revenue	**28.26**	**25.00**
EXPENSES		
Cost of Materials Consumed	17.87	11.84
Employee Benefits Expenses	0.84	0.51
Operating and Selling Expenses	3.70	4.67
Total Expenses	**22.42**	**17.03**
EBITDA	**5.84**	**7.97**
Depreciation and Amortisation	0.56	0.53
Finance Expenses	1.15	0.41
Profit Before Tax	**4.13**	**6.72**
Tax Expense	1.04	1.87
PAT	**3.09**	**4.84**

Unaudited standalone financial results for the half year ended 30 September 2026, prepared in accordance with the applicable Accounting Standards under Section 133 of the Companies Act, 2013 and Regulation 33 of the SEBI (LODR) Regulations, 2015, using the same accounting policies as the most recent annual financial statements. Reviewed by the Audit Committee and approved by the Board of Directors on 14 November 2026. Previous-period figures have been regrouped, where necessary.

H1 FY27 – Revenue & Profitability Drivers

Reported revenue grew ~13%; underlying product sales grew 28% once EPR credits are excluded

₹28.18 Cr

Revenue from operations
Up ~13.1% over H1 FY26 (₹24.92 Cr)

28.24%

Underlying sales growth*
Excl. EPR credit revenue

24.84%

Bhagwanpur EBITDA margin*
vs 22.85% in H1 FY26

₹4.65 Cr

Rajkot (Unit II) revenue
In its first half-year of operations

Reported vs. underlying growth (₹ lakh)

Basis	H1 FY27	H1 FY26	Growth
Revenue from operations (incl. EPR)	**2,817.98**	**2,491.82**	**13.09%**
Sale of products (excl. EPR)	2,817.98	2,197.37	28.24%
Bhagwanpur only (excl. EPR)	2,352.65	2,197.37	7.07%
EPR credit revenue	–	294.45	n.a.

What drove the numbers

- Bhagwanpur delivered stronger operating performance, and Rajkot (Unit II) added its first commercial revenue
- EPR credit revenue of ₹294.45 L in H1 FY26 was not realised in H1 FY27, which is why reported growth is lower than underlying growth
- Bhagwanpur EBITDA* rose 16.35% to ₹584.30 L as margins widened (detail on next slide)
- Rajkot's initial operating loss of ₹55.32 L reflects depreciation of ₹80.73 L on newly capitalised plant, ahead of volume ramp-up

* Excludes EPR credit revenue; management-derived to aid comparability and not a measure defined under Accounting Standards. Unit-level H1 FY26 comparatives relate to Bhagwanpur (Unit I) only. Unaudited standalone figures; ₹ L = ₹ lakh.

H1 FY27 – Unit-wise Performance

Bhagwanpur margins improved; Rajkot is ramping up and reports an initial loss

₹ in lakh	Bhagwanpur H1 FY27	Rajkot H1 FY27	Total H1 FY27	Bhagwanpur H1 FY26
Sale of products	**2,352.65**	**465.33**	**2,817.98**	**2,197.37**
Opening stock	1,001.60	–	1,001.60	379.08
Purchases	1,431.24	568.23	1,999.47	1,401.78
Direct expenses	261.82	31.52	293.34	406.08
Closing stock	1,030.79	182.92	1,213.71	625.06
Gross profit	**688.78**	**48.51**	**737.29**	**635.49**
Gross profit margin	*29.28%*	*10.42%*	–	*28.92%*
Profit before tax	**468.25**	**(55.32)**	**412.93**	**408.30**
PBT margin	*19.90%*	–	–	*18.58%*
EBITDA	**584.30**	–	–	**502.19**
EBITDA margin	*24.84%*	–	–	*22.85%*

How to read this table

- All figures exclude EPR credit revenue, so unit-level numbers show underlying operations
- Gross profit = sale of products less (opening stock + purchases + direct expenses - closing stock)
- Total PBT of ₹412.93 L = Bhagwanpur ₹468.25 L less Rajkot's initial loss of ₹55.32 L
- EBITDA and PBT margin are shown for Bhagwanpur only; Rajkot is in its initial ramp-up phase

Unaudited standalone figures. H1 FY26 comparatives relate to Bhagwanpur (Unit I) only, as Rajkot commenced operations on 15 July 2026. Excl.-EPR metrics are management-derived and not measures defined under Accounting Standards. '–' denotes not separately reported / not applicable.

COMPANY & BUSINESS OVERVIEW



INTRODUCTION

Incorporated in 2006, the company specializes in manufacturing reclaimed rubber - a cost-effective, eco-friendly alternative to natural and synthetic rubber derived from recycled materials like old tyres, tubes, tread peelings, and industrial scrap (including EPDM synthetic rubber). It produces three main categories: Natural Rubber Reclaim; Synthetic Rubber Reclaim (EPDM and Butyl); and Crumb Rubber. Products come in various grades tailored to customer needs. Raw materials are sourced domestically from tyre dismantlers and scrap dealers across India, plus imports, ensuring steady supply for uninterrupted production.

Capacity Expansion

Existing Capacity	Expanded Capacity*
14,100 MTPA	**86,800 MTPA**

**Upon full commissioning of the new facilities and completion of the ongoing ₹9.43 crore capex.*

4
Product Categories

2
Operational Manufacturing Facilities (Unit I & Unit II)

1
Expansion Unit (Unit III)

19+ Years
Promoters Industry Experience

49.26%
Repetitive Customers (FY26)

81
Team Members



LEADERSHIP TEAM



Mr. Mohit Bajaj

Managing Director, Chief Financial Officer & Promoter

19+ Years Of Experience

Holds a Master's degree in Administration from the University of Pune and brings over 19 years of experience in the rubber industry. He leads the Company's strategy, operations, and finance, and is also a Promoter and Director of Horizon Recycling Private Limited and Horizon Infracon Private Limited.



Ms. Malika Bajaj

Chairman, Whole-time Director & Promoter

19+ Years Of Experience

Holds a Post Graduate Diploma in Management from Lal Bahadur Shastri Institute of Management, Delhi, and has over 19 years of experience. Associated with the Company since incorporation, she oversees manufacturing, finance, and operations for new expansions, playing a key role in driving operational excellence and financial stability.

BOARD OF DIRECTORS



Mr. Aman Pal

Non-Executive Director

Holds a Bachelor of Commerce degree from Chaudhary Charan Singh University, Meerut, and has been associated with the Company since 2007. He provides strategic guidance on business development and sales.



Mr. Lalit Kumar Parmar

Independent Director

B.Com (University of Delhi) and MBA (Sikkim Manipal University); appointed on August 18, 2025. Also a Director at Kazei Solutions Private Limited, Stambh Management and Growth Private Limited, and International Meditour Private Limited.



Ms. Harpreet Kaur

Independent Director

Diploma in Secretarial Practices; over 28 years of experience in finance and financial management. Appointed on August 18, 2025; currently CFO at JMD Limited and Director at Genact Global Private Limited.

MAJOR EVENTS & MILESTONES

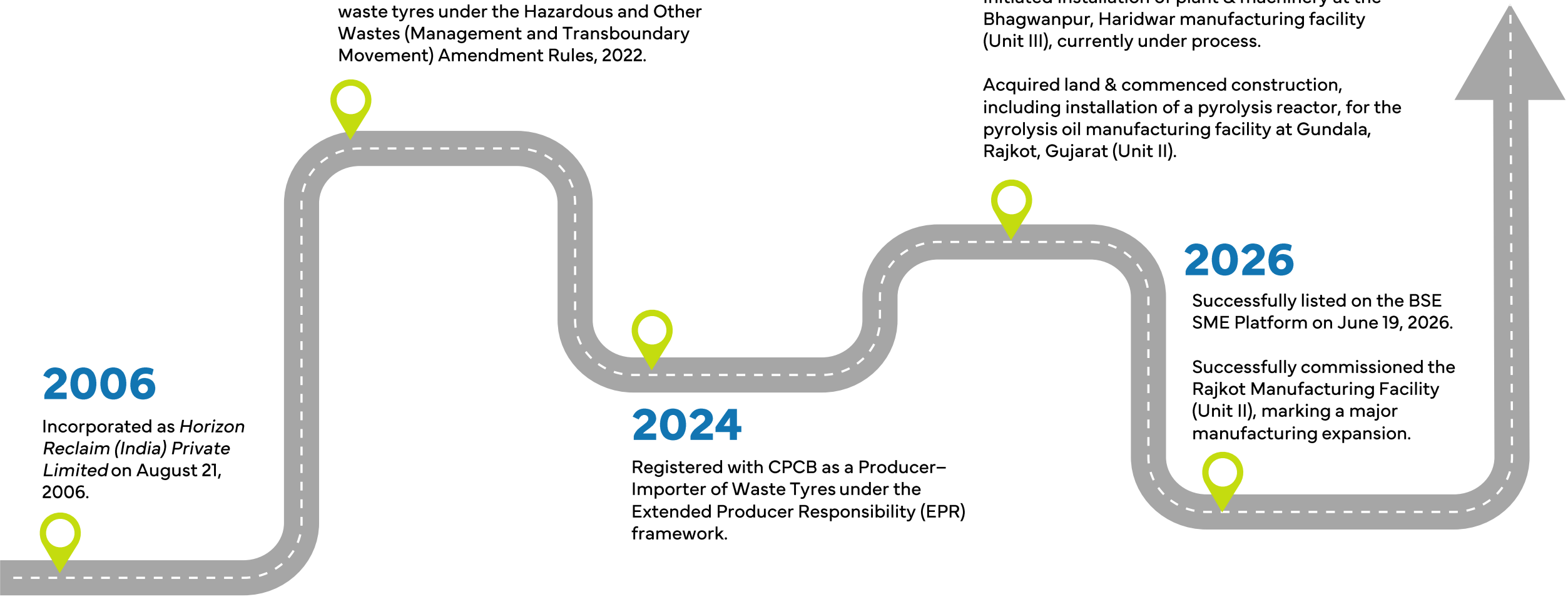

2006

Incorporated as *Horizon Reclaim (India) Private Limited* on August 21, 2006.

2023

Obtained CPCB registration as a recycler of waste tyres under the Hazardous and Other Wastes (Management and Transboundary Movement) Amendment Rules, 2022.

2024

Registered with CPCB as a Producer–Importer of Waste Tyres under the Extended Producer Responsibility (EPR) framework.

2025

Converted into a Public Limited Company.

Initiated installation of plant & machinery at the Bhagwanpur, Haridwar manufacturing facility (Unit III), currently under process.

Acquired land & commenced construction, including installation of a pyrolysis reactor, for the pyrolysis oil manufacturing facility at Gundala, Rajkot, Gujarat (Unit II).

2026

Successfully listed on the BSE SME Platform on June 19, 2026.

Successfully commissioned the Rajkot Manufacturing Facility (Unit II), marking a major manufacturing expansion.

HORIZON JOURNEY TO PUBLIC MARKETS

Successfully Listed on the BSE SME Platform
19th June 2026

From Vision to Value Creation

- **Listed on BSE SME Platform**
- **₹54.27 Cr Successfully Raised**
- **₹151 Listing Price**
- **46.6% Premium over the Issue Price**
- **₹103 Issue Price**

Utilisation of IPO Proceeds

Debt repayment and working capital needs are fully funded; capex and general corporate purposes are yet to be deployed

₹49.51 Cr

Net IPO proceeds

₹54.27 Cr raised, less ₹4.76 Cr estimated offer expenses

₹33.21 Cr

Utilised till 30 Sep 2026

Working capital and borrowings repayment fully deployed

₹16.30 Cr

Unutilised as on 30 Sep 2026

Capex ₹9.43 Cr and general corporate purposes ₹6.87 Cr

Objects of the issue (₹ in lakh)	As per prospectus	Revised cost	Utilised till 30 Sep 2026	Unutilised as on 30 Sep 2026
Working capital requirements	600.00	600.00	600.00	–
Pre-payment / repayment of certain borrowings	2,670.00	2,670.00	2,670.00	–
Capital expenditure – additional plant & machinery	943.00	943.00	–	943.00
General corporate purposes	779.84	737.99	50.98	687.01
Total	**4,992.84**	**4,950.99**	**3,320.98**	**1,630.01**

Offer expenses are estimated at ₹476.29 lakh (excluding taxes), are provisional, and have been adjusted against the Securities Premium Account in accordance with Section 52 of the Companies Act, 2013. Source: Statement of unaudited standalone financial results for the half year ended 30 September 2026.

CERTIFICATION


CERTIFICATE

This is to Certify that the Management System of

HORIZON RECLAIM (INDIA) LIMITED

REGD. OFF: -KHASRA NO. 9, DEHRADUN ROAD NEAR NIRANKARI BHAWAN, VILLAGE- KUMAR HERA SAHARANPUR, SAHARANPUR- 247001, UTTAR PRADESH, INDIA.
WORK ADDRESS: - 59-62, SHIV GANGA INDUSTRIAL ESTATE, VILL. LAKESHRI, TEHSIL- BHAGWANPUR, DISTT. - HARIDWAR, UTTARAKHAND-247667, INDIA

has been found to conform to the Quality Management System standard:

ISO 9001:2015

This certificate is valid for the following scope of operations:

MANUFACTURER AND EXPORTER OF RECLAIM RUBBER AND CRUMB RUBBER GRADE: BUTYL, EPDM AND NATURAL RECLAIM.

IAF Code: 14 NACE Code: 22.19, 22.11

:: Certificate No :: IN124230A

Director

ISO 9001:2015


CERTIFICATE

This is to Certify that the Management System of

HORIZON RECLAIM (INDIA) LIMITED

REGD. OFF: -KHASRA NO. 9, DEHRADUN ROAD NEAR NIRANKARI BHAWAN, VILLAGE- KUMAR HERA SAHARANPUR, SAHARANPUR- 247001, UTTAR PRADESH, INDIA.
WORK ADDRESS: - 59-62, SHIV GANGA INDUSTRIAL ESTATE, VILL. LAKESHRI, TEHSIL- BHAGWANPUR, DISTT. - HARIDWAR, UTTARAKHAND-247667, INDIA

has been found to conform to the Occupational Health & Safety Management System standard:

ISO 45001:2018

This certificate is valid for the following scope of operations:

MANUFACTURER AND EXPORTER OF RECLAIM RUBBER AND CRUMB RUBBER GRADE: BUTYL, EPDM AND NATURAL RECLAIM.

IAF Code: 14 NACE Code: 22.19, 22.11

:: Certificate No :: IN124230C-1

Director

ISO 45001:2018


CERTIFICATE

This is to Certify that the Management System of

HORIZON RECLAIM (INDIA) LIMITED

REGD. OFF: -KHASRA NO. 9, DEHRADUN ROAD NEAR NIRANKARI BHAWAN, VILLAGE- KUMAR HERA SAHARANPUR, SAHARANPUR- 247001, UTTAR PRADESH, INDIA.
WORK ADDRESS: - 59-62, SHIV GANGA INDUSTRIAL ESTATE, VILL. LAKESHRI, TEHSIL- BHAGWANPUR, DISTT. - HARIDWAR, UTTARAKHAND-247667, INDIA

has been found to conform to the Environmental Management System standard:

ISO 14001:2015

This certificate is valid for the following scope of operations:

MANUFACTURER AND EXPORTER OF RECLAIM RUBBER AND CRUMB RUBBER GRADE: BUTYL, EPDM AND NATURAL RECLAIM.

IAF Code: 14 NACE Code: 22.19, 22.11

:: Certificate No :: IN124230B

Director

ISO 14001:2015


CPCB

REGISTRATION CERTIFICATE OF RECYCLER

CPCB Waste Tyre Recycler


Euroglobe registrars

CERTIFICATE OF COMPLIANCE

WE HEREBY DECLARE THAT THE TECHNICAL FILE OF

HORIZON RECLAIM (INDIA) LIMITED

REGD. OFF: -KHASRA NO. 9, DEHRADUN ROAD NEAR NIRANKARI BHAWAN, VILLAGE- KUMAR HERA SAHARANPUR, SAHARANPUR- 247001, UTTAR PRADESH, INDIA.
WORK ADDRESS: - 59-62, SHIV GANGA INDUSTRIAL ESTATE, VILL. LAKESHRI, TEHSIL- BHAGWANPUR, DISTT. - HARIDWAR, UTTARAKHAND-247667, INDIA

has been assessed & found to be in conformance with the provisions set forth by

ROHS

(RESTRICTION OF HAZARDOUS SUBSTANCES)

PRODUCT DESCRIPTION :- MANUFACTURER AND EXPORTER OF RECLAIM RUBBER AND CRUMB RUBBER GRADE: BUTYL, EPDM AND NATURAL RECLAIM.

This is to state that the above mentioned product is in compliance with RoHS Directive (2011/65/EU) of the European Parliament and commission Decision 2005/618/ EC on the restrictions of the use of certain Hazardous Substances Lead (Pb), Mercury (Hg), Cadmium (Cd), Hexavalent chromium(Cr(VI)),Poly Brominated biphenyls (PBBs) and Poly brominated Diphenyl (PBDEs) in Electronic Equipments. This certificate is issued under the conditions that the quality system maintained in the manufacture of above referenced Models/ Products & remains valid until the manufacturing conditions or the quality systems are changed subject to continuous surveillance according to CHETC Guidelines.

Director (Certification)

Certificate No.: 184695
Date of Issue: 26-08-2025
Date of Expiry: 25-08-2028
1st Surveillance due: 26-07-2026
IInd Surveillance due: 26-07-2027

ROHS


CPCB

EXTENDED PRODUCER RESPONSIBILITY- OBLIGATION

CPCB Producer Registration (EPR)

UNIT I – OPERATIONAL MANUFACTURING FACILITY

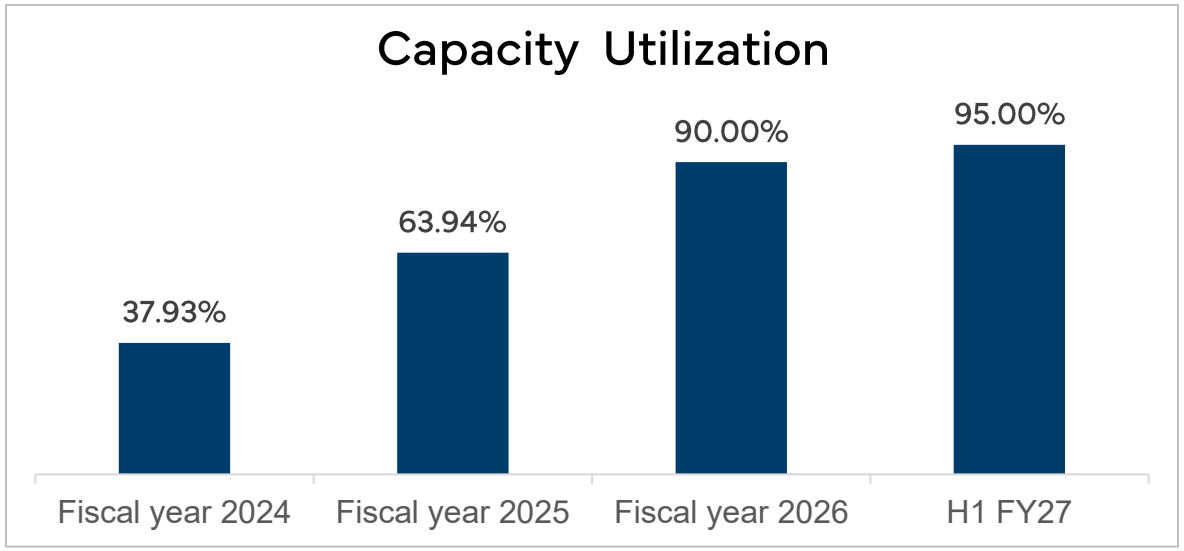

Particulars	H1 FY27	Fiscal Year 2026	Fiscal Year 2025	Fiscal Year 2024
Installed Capacity (MT)	7,050	14,100	14,100	14,100
Actual Production (MT)	6,697.5	12,690	9015.54	5348.13
Capacity Utilization	95%	90%	63.94%	37.93%

Manufacturing facility







Plot Nos. 59–62, Shiv Ganga Lakeshri, Roorkee - 247667, Haridwar, Uttarakhand

SUCCESSFUL COMMISSIONING OF RAJKOT MANUFACTURING FACILITY – UNIT II

Operational Milestone

- Successfully commissioned the state-of-the-art Rajkot Manufacturing Facility in July 2026
- Recorded the first commercial sale on 20 July 2026
- Marks a significant milestone in Horizon Reclaim's manufacturing expansion journey
- Installed capacity utilisation of 50%





UPCOMING MANUFACTURING FACILITY

Unit III

Bhagwanpur, Haridwar





Equipped with the requisite civil infrastructure, the manufacturing facility is yet to commence operations and is expected to support higher reclaimed rubber capacity upon commissioning.

PRODUCT PORTFOLIO

NATURAL RECLAIM RUBBER



WTR Reclaimed Rubber

Derived from whole scrap tyres, offering high toughness and flexibility.

Applications:
Tyre treads & retreading | Moulded products (gaskets, seals, soles) | Industrial uses (conveyor belts, vibration pads)



HR Reclaimed Rubber

High-resilience reclaimed rubber engineered for strength and durability, offering a cost-effective and sustainable alternative to virgin rubber.

Applications:
Conveyor belts | Automotive components (hoses, seals, vibration dampeners) | Industrial gaskets & seals



202 Reclaimed Rubber

A high-performance recycled rubber with fine texture, high elasticity, and durability, engineered for superior strength across demanding applications.

Applications:
Tyre retreading | Rubber mats & flooring | Automotive components (gaskets, seals, moulded parts) | Industrial products (conveyor belts, hoses, vibration pads)



Super Fine Reclaimed Rubber

A premium recycled rubber with refined texture, superior elasticity, and high durability, engineered for flexible and performance-driven applications.

Applications:
Tyre retreading | Rubber mats & flooring | Footwear soles | Automotive components (gaskets, seals, moulded parts)



Fine Reclaimed Rubber

Devulcanized and refined to deliver uniform texture, high strength, and excellent processability, enabling cost-efficient blending with natural & synthetic rubber.

Applications:
Tyre retreading | Rubber mats & flooring | Automotive components | Cushion gum & base rubber for retread compounds

PRODUCT PORTFOLIO

SYNTHETIC RECLAIM RUBBER (EPDM AND BUTYL)



EPDM Reclaimed Rubber

Reclaimed from EPDM scrap, offering excellent weather resistance and thermal stability for demanding applications.

Applications:
Automotive seals & gaskets | Roofing & waterproofing membranes | Electrical insulation & cable sheathing



Butyl Reclaimed Rubber

Reclaimed from butyl rubber scrap, offering excellent air retention and chemical resistance for critical sealing applications.

Applications:
Tyre inner tubes | Sealants & adhesives | Pharmaceutical stoppers & seals

CRUMB RUBBER



Crumb Rubber

A recycled rubber material valued for durability, shock absorption, and environmental benefits, widely used across infrastructure, automotive, and industrial applications.

Applications:
Road construction (rubberised asphalt) | Sports & playground surfaces | Tyres & rubber goods | Construction materials | Footwear soles | Moulded rubber products | Automotive components | Industrial products | Pyrolysis feedstock for fuel & carbon black recovery

PRODUCT PORTFOLIO

PYROLYSIS OIL & BY-PRODUCT RECOVERY



PYROLYSIS OIL

A sustainable alternative industrial fuel produced through the pyrolysis of end-of-life tyres. It offers an efficient energy solution while supporting resource recovery and circular economy initiatives.

Applications:
Industrial Boilers | Cement Plants | Industrial Furnaces | Kilns | Process Heating | Manufacturing Industries



RECOVERED CARBON CHAR

A value-added by-product recovered during the pyrolysis process, widely used as a sustainable raw material across rubber, construction and industrial applications.

Applications:
Rubber Products | Construction Materials | Carbon-Based Industrial Products | Alternative Carbon Source | Infrastructure Applications



STEEL SCRAP

Recovered high-quality steel extracted from waste tyres and supplied for recycling, supporting efficient resource utilisation and reducing dependence on virgin steel.

Applications:
Steel Manufacturers | Metal Recycling | Engineering Industries | Foundries | Infrastructure & Construction

SUSTAINABLE RESOURCE RECOVERY THROUGH PYROLYSIS TECHNOLOGY

Waste Tyres

Pyrolysis Process

Pyrolysis Oil



Carbon Char



Steel Scrap



Pyrolysis turns end-of-life tyres into three recoverable outputs, extending Horizon's circular-economy model beyond reclaimed rubber. Product applications are detailed on slide 22.

FINANCIAL OVERVIEW



KEY FINANCIAL HIGHLIGHTS

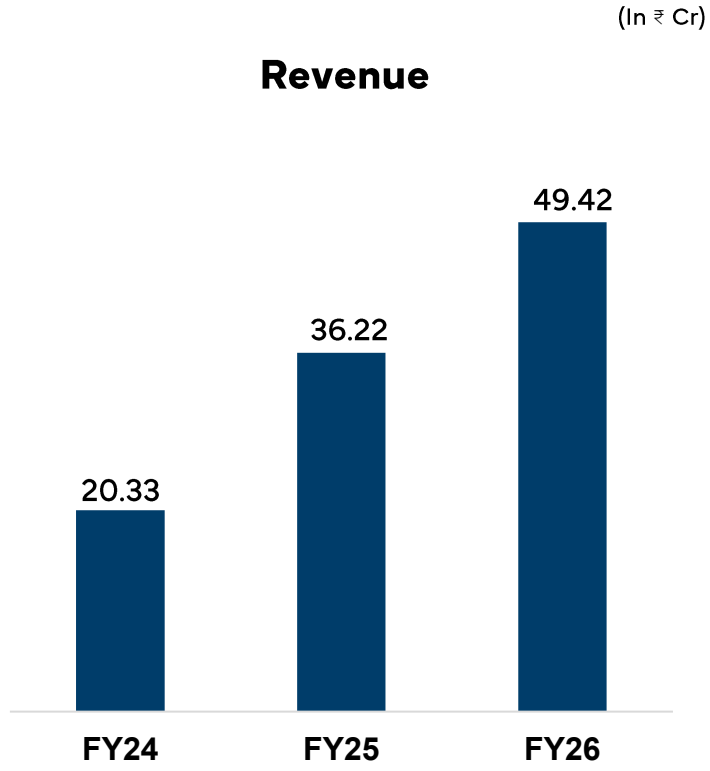

~ 55.90%
Revenue CAGR
₹20.33 Cr (FY24) to **₹49.42 Cr (FY26)**

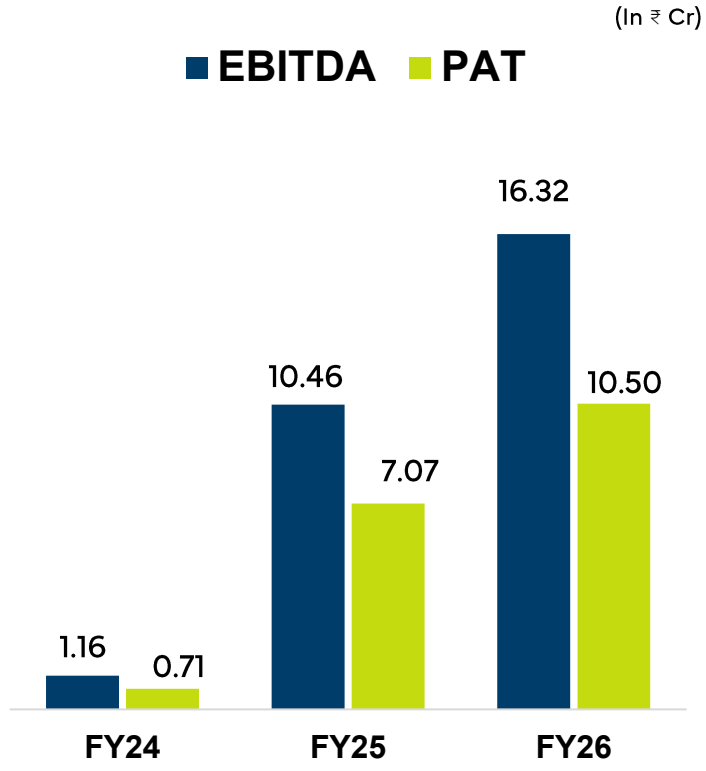

~275.10%
EBITDA CAGR
₹1.16 Cr (FY24) to **₹16.32Cr (FY26)**

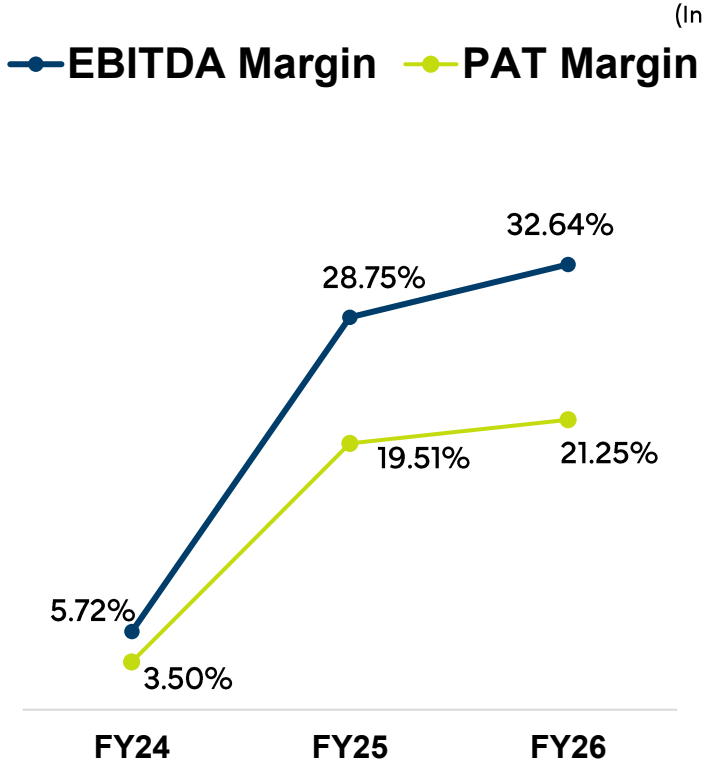

~ 284.60%
PAT CAGR
₹0.71 Cr (FY24) to **₹10.50 Cr (FY26)**

KEY RATIOS

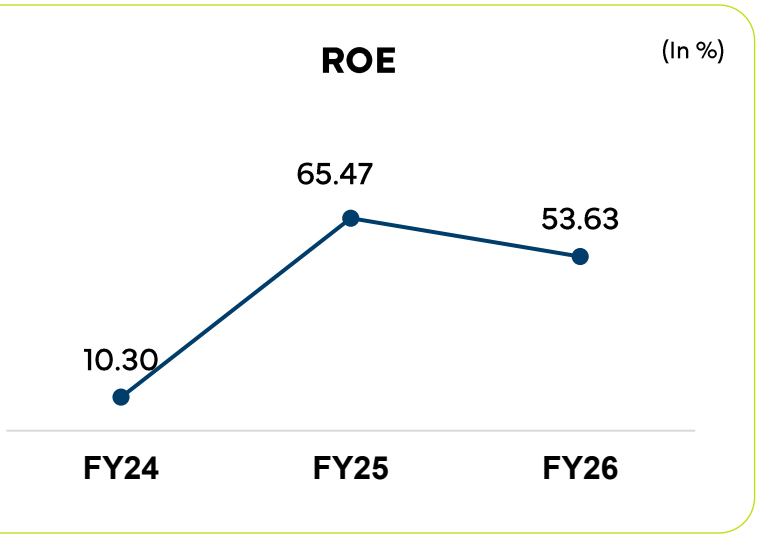
ROE
(In %)
65.47
53.63
10.30
FY24
FY25
FY26

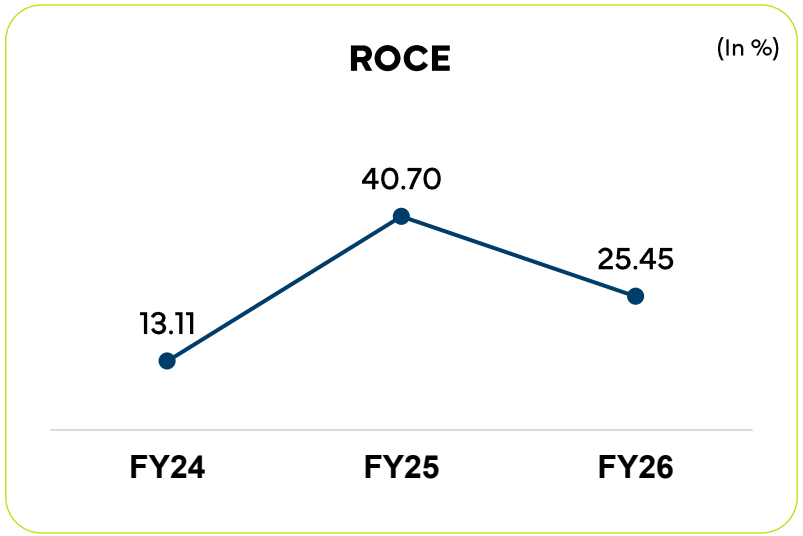
ROCE
(In %)
40.70
25.45
13.11
FY24
FY25
FY26


Debt to Equity
(In Times)
1.44
0.70
FY25
FY26

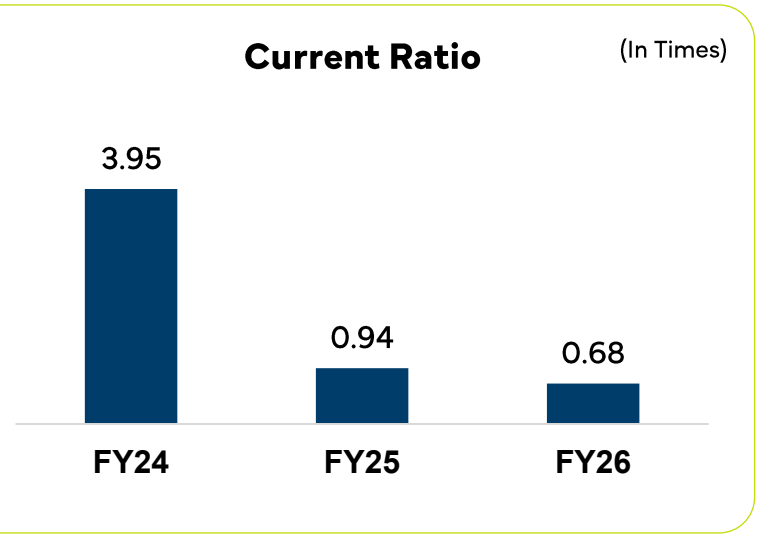
Current Ratio
(In Times)
3.95
0.94
0.68
FY24
FY25
FY26

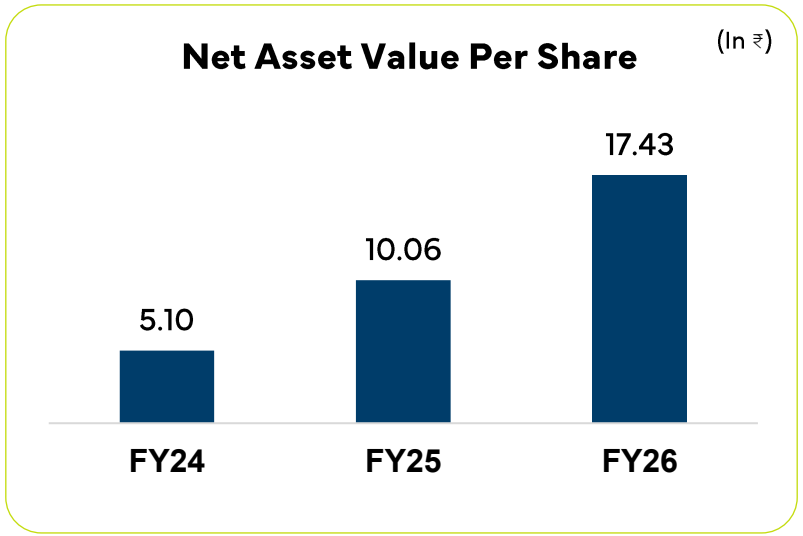
Net Asset Value Per Share
(In ₹)
17.43
10.06
5.10
FY24
FY25
FY26

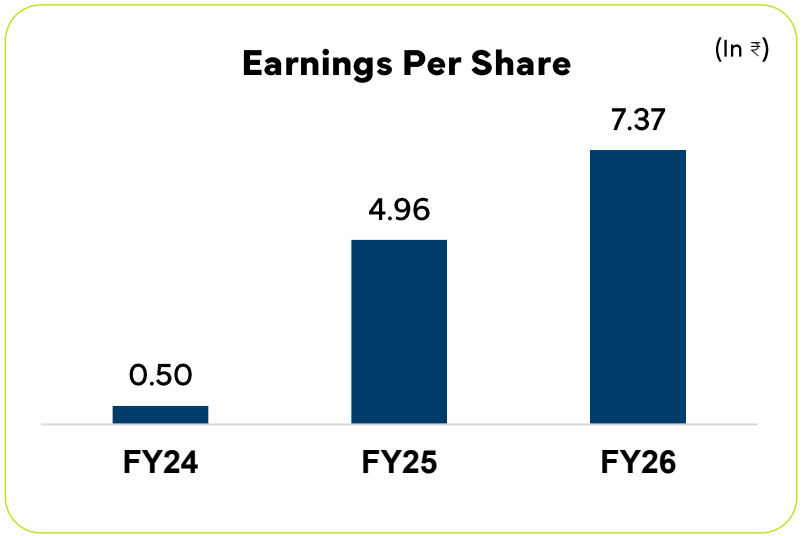
Earnings Per Share
(In ₹)
7.37
4.96
0.50
FY24
FY25
FY26

PROFIT & LOSS STATEMENT

In ₹ Cr

Particulars	FY26	FY25	FY24
Revenues	49.42	36.22	20.33
Other Income	0.59	0.17	0.11
Total Income	**50.01**	**36.39**	**20.44**
Raw Material Expenses	30.78	24.32	17.91
Employee costs	1.38	0.87	0.80
Finance Costs	1.20	0.22	0.00
Depreciation	0.90	0.55	0.22
Other expenses	1.46	0.71	0.55
Total Expenditure	35.72	26.66	19.49
PBT	**14.29**	**9.72**	**0.95**
Tax	3.79	2.66	0.24
PAT	**10.50**	**7.07**	**0.71**

BALANCE SHEET

In ₹ Cr

Equity & Liabilities	FY26	FY25	FY24
Share Capital	14.25	14.25	0.75
Reserves & Surplus	10.58	0.08	6.51
Net Worth	**24.83**	**14.33**	**7.26**
Non-Current Liabilities			
Long Term Borrowings	17.97	0.55	-
Deferred Tax Liability	-	-	-
Long Term Provision	0.24	0.18	0.16
Other Current Liabilities	0.51	-	
Total Non-Current Liabilities	**18.71**	**0.73**	**0.16**
Current Liabilities			
Short Term Borrowings	17.79	9.48	-
Trade Payables	1.30	0.19	0.46
Short Term Provisions	0.52	0.18	0.17
Other Current Liabilities	1.73	1.17	0.39
Total Current Liabilities	**21.33**	**11.01**	**1.02**
Total Equity & Liabilities	**64.88**	**26.08**	**8.45**

Assets	FY26	FY25	FY24
Non-Current Assets			
Fixed Assets	42.01	7.76	4.02
Long-term Loans & Advances	7.09	7.58	-
Deferred Tax Assets (Net)	0.26	0.16	0.19
Other Non-Current Assets	1.08	0.22	0.21
Total Non-Current Assets	**50.44**	**15.72**	**4.41**
Current Assets			
Inventories	10.02	3.79	1.26
Trade Receivables	3.38	5.39	2.38
Cash & Bank Balance	0.15	0.10	0.29
Short Term Loans & Advances	0.89	1.07	0.10
Total Current Assets	**14.44**	**10.35**	**4.04**
Total Assets	**64.88**	**26.08**	**8.45**

THE WAY FORWARD



COMPETITIVE STRENGTHS

Technology-Driven In-House Manufacturing

- **Integrated in-house facility** with 14,100 MT capacity, enabling scale and quality control
- Energy-efficient, technology-led processes deliver **higher recovery and lower costs**
- Flexible infrastructure supports multiple scrap types and customised formulations
- Cost efficiency provides a **competitive pricing** advantage across industries

Stringent Quality Control & Standardized Output

- **End-to-end quality control** across raw materials, processing, and finished products
- **In-house testing laboratory** with batch-wise sampling and validation before dispatch
- **Consistent adherence to customer specifications**, ensuring reliability and repeat business
- **ISO 9001:2015 certified**, reinforcing robust quality management systems

Diversified Customer Base

- **Repeat customers** contributing 55.13% in FY24, 49.56% in FY25, and **49.26% in FY26**, reflecting sustained customer retention across periods.
- **Multi-industry presence** across automotive, footwear, sports surfaces, and construction
- **Pan-India reach** supported by a robust distributor and dealer network

Strategic Location Advantage

- **Proximity to key scrap and raw material suppliers**, reducing procurement lead times and logistics costs
- **Strong road connectivity** enables efficient distribution across multiple end-use industries
- **Logistics efficiency** supports timely deliveries and smooth supply chain operations

Experienced Promoter Leadership

- **19+ years of industry experience**, providing strong strategic and operational leadership
- **Hands-on oversight of manufacturing**, finance, and expansion, enabling efficient scale-up
- **Deep market understanding** supports long-term growth and business stability

Established Track Record & Proven Financial Performance

- **Established Track Record & Financial Strength**
- **Strong industry presence** with deep process and technical expertise
- **Trusted supplier** across multiple end-use industries
- **Consistent growth** in revenue, profitability, and margins

STRATEGIC GROWTH INITIATIVES



Development of Application-Specific Reclaim Rubber Grades

Expanding into customised reclaim rubber grades for **footwear, automotive, and high-temperature applications** to deepen B2B customer stickiness and improve per-ton realisations, while leveraging the existing reclaim value chain and in-house quality and testing capabilities.



Geographic Expansion Across Key Consumption Markets

Expanding beyond a North-centric sales base into **Western and Central India** to access key tyre, footwear, and automotive clusters, reduce regional concentration risk, and support stable, pan-India demand.



EPR-Led, ESG-Aligned Growth

Positioned as a compliant recycler under the EPR framework, monetising EPR credits while supporting ESG-driven procurement through certified, traceable, and circular-economy-aligned operations.

STOCK DATA

As on 24/11/2026

BSE CODE: HORIZON - INE1SEO01013	
Share Price (₹)	125.80
Market Capitalization (₹ Cr)	245.50
No. of Shares	1,95,15,400
Face Value (₹)	10.00
52 week High-Low (₹)	164.60 – 103.00

As on 30/09/2026

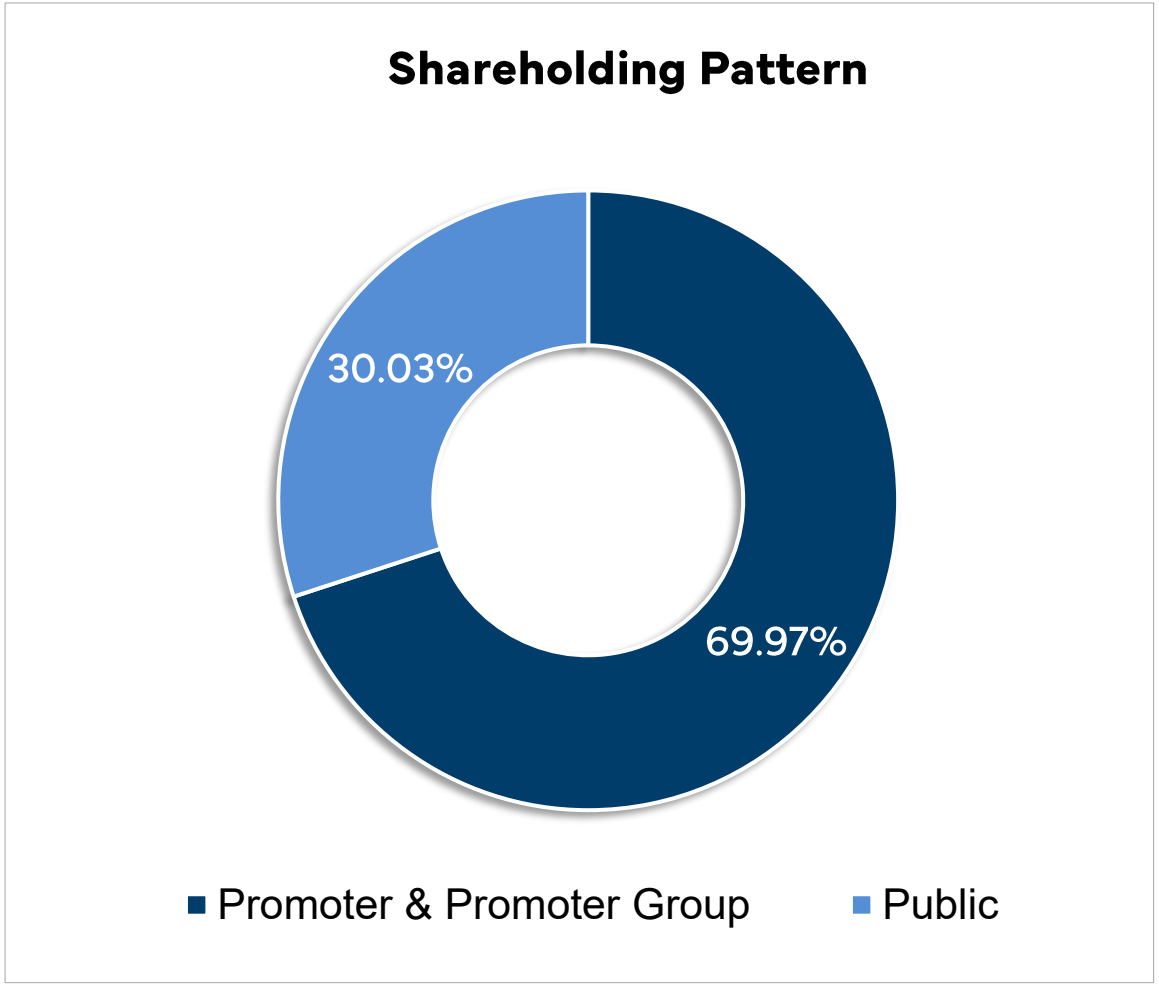

THANK YOU

HORIZON RECLAIM (INDIA) LIMITED

59-62 Shiv Ganga Industrial Estate, Vill: Lakeshri, Tehsil: Bhagwanpur, Distt: Haridwar, Uttarakhand 247661

Phone: +91 81710 00900
Email: cs@horizonreclaim.com
Website: www.horizonreclaim.com

IR & PR Partner

EQUIBRIDGEX ADVISORS PRIVATE LIMITED

52 Shivji Market, Plot 8&9, Sector 19D, Vashi, Navi Mumbai - 400703, Maharashtra, India.

Phone: +91 80822 26688
Email: info@equibridgex.com
Website: www.equibridgex.com

