



SUGS LLOYD LIMITED
(Formerly) SUGS LLOYD PRIVATE LIMITED)
ISO 9001: 2015 CERTIFIED
Corporate Office: 2nd Floor Logix Park,
Plot No A4 and 5 Sector 16, Noida,
Uttar Pradesh, India, 201301
E mail: compliance@sugslloyds.com

Date: May 15, 2026

To,
BSE Limited,
Phiroze Jeejeebhoy Towers,
Dalal Street,
Mumbai – 400001.

Company Scrip Code: **544501**

Company Symbol: **SUGSLOYD**

Sub: Disclosure under Regulation 30 of the Securities and Exchange Board of India (Listing Obligations and Disclosure Requirements) Regulations, 2015 - Investor Presentation on the Audited Financial Results for the half year and year ended March 31, 2026.

Dear Sir / Madam,

Pursuant to Regulation 30 of the SEBI (Listing Obligations and Disclosure Requirements) Regulations, 2015 and with reference to our letter dated May 13, 2026, intimating Earning Conference Call Scheduled on May 18, 2026, we are attaching herewith the **Investor presentation** on the audited Financial Results for the half year and year ended March 31, 2026.

We request you to please take the same on record.

Thanking you.
Yours faithfully,

For Sugs Lloyd Limited

Nimmy Singh Chauhan
Company Secretary and Compliance Officer

Place: Noida

Encl.: as above

Executing India's Energy Future



At the heart of India's infrastructure revolution, delivering scalable growth powered by disruptive initiatives, innovative solutions in Power T&D, Solar, and engineering mastery.



Focus

Infrastructure & Growth

Disclaimer



This presentation and its accompanying materials (collectively, the "Presentation") have been prepared by Sugs Lloyd Limited ("Sugs," "the Company," or "we") for informational and discussion purposes only. This Presentation does not constitute an offer to sell or solicitation of an offer to purchase any securities, investment advice, or recommendation, nor should it be relied upon as the basis for any investment decision or contractual commitment. Any securities offering by the Company will be made exclusively through formal offering documents containing complete information about the Company, its business, and associated risks.

While the information contained herein has been compiled from sources the Company believes to be reliable, the Company makes no representations or warranties, express or implied, regarding the accuracy, completeness, or fairness of the information presented. This Presentation may not include all material information concerning the Company, and any reliance on this information is entirely at the recipient's own risk. The Company expressly disclaims all liability for any errors, omissions, or inaccuracies contained herein.

This Presentation contains forward-looking statements concerning the Company's business prospects, market opportunities, and strategic outlook based on current expectations and assumptions. These statements are subject to significant risks and uncertainties, and actual results may differ materially from those expressed or implied. Various factors may cause actual outcomes to vary, including economic conditions in India and internationally, industry trends and competitive dynamics, execution of business strategies, technological developments, revenue variability, market acceptance, regulatory changes, and other business risks. The Company undertakes no obligation to publicly update or revise any forward-looking statements, whether as a result of new information, future events, or otherwise.

Any forward-looking statements, projections, or opinions attributed to third parties included in this Presentation are not endorsed by the Company, and the Company assumes no responsibility for their accuracy or reliability. By reviewing this Presentation, recipients acknowledge that they have read, understood, and agree to be bound by the terms of this disclaimer.

Inside the Presentation

01

Company Overview &
Current Position

02

Strategies and Priorities

03

Business Outlook

04

Financial Performance &
Growth Strategy

About Company

1000+
Employee Strength

50%+
FPI Market Share

17+
Years Experience



 **Power T&D Infrastructure**

- ADMS (OMS & DAS) Solution
- Smart Grid Infra
- Substation Development
- Power Distribution & Transmission Networks
- O&M of Grid



 **Solar EPC Solutions**

- Rooftop & Ground-Mounted PV Projects
- Distributed Generation
- O&M Services
- Renewable Integration



 **Civil Construction**

- Building Construction
- Infrastructure Projects
- Industrial Civil Works

Orderbook & Footprints

Strategic National Footprint & Operational Scale



₹825+ Cr


Current Orderbook

Robust operational network spread over states like **Delhi, Bihar, Odisha, Gujarat, Punjab, Himachal Pradesh, Maharashtra, Uttar Pradesh and Chhattisgarh**

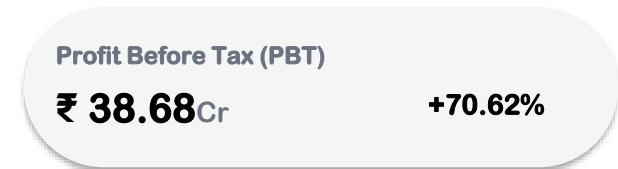


FY26 Performance Highlights

Key Financial Metrics & Growth Analysis



Particulars	Amount (₹ Cr)	Margin / Ratio
Depreciation	0.42	
Financial Costs	7.45	
Other Income	3.00	
EPS (Diluted)	₹14.19	+37.90% YoY



Balance Sheet Summary



Financial Position Overview & Trends

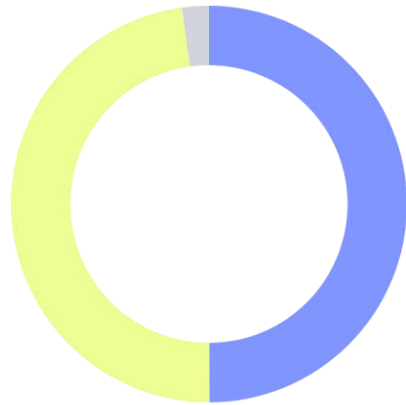
Particulars (In ₹ Crore)	FY26	FY25	FY24
Shareholder's Funds	137.20	36.70	20.0
Total Non-Current Liabilities	4.90	2.0	0.9
Short Term Borrowings	68.72	74.8	18.6
Total Current Liabilities	58.80	13.6	6.9
Total	269.62	127.1	46.4
Total Non-current Assets	52.0	27.5	18.0
Trade Receivables	159.25	70.5	24.5
Other Current Assets	42.8	18.7	-
Cash & Cash Equivalents	0.57	0.7	1.8
Total Current Assets	15.0	9.7	2.1
Total	269.62	127.1	46.4

All figures are on Standalone Basis

Delivering Excellence
**ON TIME
EVERY TIME**

Business Segment Performance Overview

Revenue Breakdown & Strategic Focus Areas



● Power T&D
 ● Solar EPC
 ● Civil

Dominant Sectors: Power T&D and Solar EPC together contribute over **99.68%** of total revenue, highlighting our core strength in energy infrastructure.



Power T&D Infrastructure

₹139.18 Cr

46.28%

Domain Expertise

National Focus



Solar EPC Solutions

₹156.49 Cr

52.04%

Renewable Focus

Untapped Potential



Civil Constructions

₹4.10 Cr

1.36%

Synergy Business

Huge Potential

Growth Strategies

Strategic Initiatives & Expansion Plans



Enhanced Bidding

Bidding for big ticket projects & diversifying into international arenas



Capacity Building

Strengthening capacity to ADMS Projects/Smart grids, transmissions substations & network



Technology Integration

Incorporating AI driven systems & procedures including new IP development



Solar Projects

Strategically expanding solar portfolio by exploring Hybrid (CAPEX + RESCO) opportunities

Business Priorities

Strategic focus areas driving operational excellence and sustainable growth



Execution Focus

Prioritizing timely project delivery and operational excellence to meet commitments and maintain competitive advantage.



Improving Receivables

Tighten processes to ensure steady liquidity
Broaden customer base to reduce concentration risk
Prevent year-end bundling and spikes for smoother revenue flow.



KEY GROWTH DRIVER

Enhancing Niche Products' Contribution

Expanding proprietary product portfolio including OMS, DAS, and FPI solutions to increase high-margin revenue streams and strengthen market differentiation through continuous R&D and innovation.

OMS

Outage Management

DAS

Distribution Automation



Operational Excellence

Continuously improving processes, quality standards, and efficiency metrics to deliver superior value.
Working towards improving current ratio



Transmission Diversification

Building capabilities in EHV transmission projects to capture emerging opportunities in India's expanding power infrastructure.

Business Outlook – Power T&D

Market Opportunities & Strategic Pipeline

⚡ Target Capacity

500GW

by 2030

💰 Capex Investment

₹4.75L Cr

Transmission Sector

🏠 RDSS Scheme

₹3.04L Cr

Smart Meters + Grid

👤 Private Share

30-40%

New Projects (TBCB)



Strategic focus on smart grid, ADMS, projects for higher margins

Strategic Pipeline

Total Opportunity
Market Potential

₹10500+ Cr

Active Tenders
Floated

₹7700+ Cr

Selected
For Bidding

₹3400+ Cr

Final Stage
Near Closure

₹900+ Cr

Business Outlook **Niche Products**

RDSS Scheme & Strategic Pipeline Overview

RDSS Scheme

₹3.4L Cr

Distribution infrastructure investment with up to **60% GBS funding**



AT&C Loss Reduction Mandate

Target by 2027

12%

Down from 21.91% (FY21)

2024-25 Target

ZERO

ACS-ARR Gap

* Fault Passage Indicators (FPIs) are critical for achieving compliance

Strategic Pipeline Overview

Opportunities

₹300+ Cr

Tenders Floated

₹110+ Cr

Selected

₹69+ Cr

Final Stage

₹25+ Cr

FPI Growth Trend Across India - Powering Reliability

Market Pioneer

India's #1 FPI provider

110,000+

FPIs deployed across India (2023)

11%

Penetration of total addressable market

Market Size Opportunity

₹110 cr (2024) → ₹1,390 cr (2030)

Key Deployment States

State	Deployment Stage	Key Utilities / Projects
Maharashtra	Pilot + scaling	MSEDCL smart grid pilots in Pune, Nagpur
Gujarat	Pilot + scaling	Torrent Power, GETCO distribution upgrades
Karnataka	Pilot projects	BESCOM smart distribution in Bengaluru
Tamil Nadu	Pilot stage for overhead FPI	TANGEDCO underground cable monitoring
Uttar Pradesh	Pilot stage	UPPCL distribution modernization (Ghaziabad, Lucknow)
Orissa, Himachal, Telangana	Mass deployment	smart grid integration
Others (Rajasthan, Kerala, Bihar etc)	Early pilots	State utilities testing SCADA communicable FPI's



Reduced Outages



Network Versatility




Smart Grid Integration



Regulatory Compliance

Product Portfolio Upgrades

Capturing future opportunities in T&D sector through continuous in-house R&D and testing



R&D Phase

Compact Fault Passage Indicator


- Design evaluation and architecture planning completed
- Improved fault detection logic incorporated for enhanced accuracy
- Prototype development and field validation proposed for next phase



Development

Medium Voltage Switchgear (Indoor/Outdoor)

- Preliminary design concepts for 11kV–33kV Vacuum Circuit Breakers (VCBs)
- Benchmarking studies to align design with market expectations
- Vendor and component evaluation in progress



Design Study

Ring Main Unit

- Initial design study for Dry Compressed Air RMU is in progress
- Research on technical challenges in adapting dry compressed air insulation

Business Outlook – Solar EPC Solutions

Market Insights & Strategic Pipeline 2026-27



Strategic Pipeline



Opportunities

Total Addressable Market

₹1,00,000+

Crore



Tenders Floated

Active Market Tenders

₹15,000+

Crore



Selected for Bidding

Strategic Selection

₹1,700+

Crore



Final Stage

Near Closure

₹300+

Crore



10.5L Cr

Investment required for National Electricity Plan



411 GWh

Energy Storage Need by 2032 (PSP + BESS)

Growth Trends & Strategic Pillars

Projected Growth Trajectory

- Growing- @70% CAGR
- Guidelines for FY28 - ₹1,000 Cr



Sufficient Market Potential

Capitalizing on the expansive energy sector opportunities to drive sustained business expansion.



Adequate Financial Resources

Secured funding through a balanced mix of Debt & Equity to ensure long-term financial stability, Improving current ratio & maintain healthy debt/equity ratio



Execution Expertise

Leveraging the vast experience & systems ,processes & tools to deliver projects "On Time, Every Time," building reliability.



Strengthening India's Sustainable Future

Join Our Growth Journey



Contact & Investor Relations

Compliance@SugsLloyds.com



Phone

+0120-4558247

Sugs Lloyd Limited

